



MURIEL BOWSER
MAYOR

April 24, 2026

The Honorable Phil Mendelson
Chairman
Council of the District of Columbia
John A. Wilson Building
1350 Pennsylvania Avenue, NW, Suite 504
Washington, DC 20004

Dear Chairman Mendelson:

I am pleased to submit to the Council of the District of Columbia the enclosed “FY25 Economic Development Return on Investment Accountability Report,” which was prepared by the Office of the Deputy Mayor for Planning and Economic Development (“DMPED”) pursuant to section 2253(b) of the Economic Development Budget Transparency and Accountability Act of 2010, effective September 24, 2010 (D.C. Law 18-223; D.C. Official Code § 2-1208.02(b)).

This report offers information on investments in economic development incentives exceeding \$75,000 in fiscal years 2020-2025. This report highlights over a decade of targeted investments in affordable housing, real estate, neighborhood and business development, and business ecosystem building that have resulted in a stronger, more dynamic, and resilient District economy.

My administration is available to discuss any questions you may have regarding this report. In order to facilitate a response to any questions you may have, please contact Deputy Mayor Nina Albert, DMPED, at (202) 727-6365.

Sincerely,

A handwritten signature in black ink that reads "Muriel Bowser".

Muriel Bowser

Enclosures

FY25 ECONOMIC DEVELOPMENT RETURN ON INVESTMENT ACCOUNTABILITY REPORT

APRIL 2026



**OFFICE OF THE DEPUTY MAYOR FOR
PLANNING AND ECONOMIC DEVELOPMENT**



4	Introduction
5	Background and Methodology
6	Production and Preservation of Affordable Housing
9	Real Estate Development
13	Neighborhood and Business Development
19	Ecosystem Building
20	Conclusion

TABLE OF
CONTENTS

Introduction

The Unified Economic Development Budget Transparency and Accountability Act of 2010 (the “Act”) requires the Mayor to provide an annual report on all economic development incentives in the prior fiscal year valued at \$75,000 or greater related to the development and redevelopment of real property and to include the following four categories:

1. Production or preservation of affordable housing
2. Employment of District residents
3. Participation of Certified Business Enterprises (CBEs) in projects receiving incentives¹
4. Production of community amenities

The Act also calls for the reporting of each recipient of economic development incentives during the previous five fiscal years (FY2020-FY2025). In this year’s report, the Deputy Mayor’s Office for Planning and Economic Development (DMPED) also summarizes the impact of economic development investments made by Mayor Muriel Bowser since 2015.

Strategic Economic Development Investments

This report focuses on four major pillars of economic development:

- 1. Production and Preservation of Affordable Housing:** Building and preserving affordable housing for residents has been a major priority of the Bowser Administration. Mayor Bowser has made significant investments in affordable housing and achieved ambitious goals in housing production, including meeting the goal of creating 36,000 new homes by 2025, of which 12,000 are affordable.
- 2. Real Estate Development:** DMPED negotiates with private developers to transform DC-owned land into expanded and improved access to housing, retail and commercial uses, as well as community amenities and jobs for residents. Mayor Bowser set a goal to “unstuck” complex projects, such as McMillan, Walter Reed, Skyland, St. Elizabeths and others, not to mention putting underutilized parcels into productive use and enhance the surrounding community.
- 3. Neighborhood and Business Development:** Direct investment in local businesses and neighborhood-based projects contribute to the vibrancy of DC communities and local culture. Programs such as Great Streets, Food Access Fund, Nourish DC, Commercial Property Acquisition Fund, Vitality Fund and others directly contribute to expanded opportunities for local business owners, but also locally-based jobs for residents.
- 4. Ecosystem Building:** The District supports several nonprofit organizations, including the multiple chambers of commerce, the Washington DC Economic Partnership, and the Coalition’s DC Anchor Partnership Program, to foster a diverse and strong business community in DC. These organizations create a supportive business environment by connecting entrepreneurs with capital, mentorship, infrastructure, and networks that help them launch, sustain, and scale their businesses.

¹A Certified Business Enterprise (CBE) in the District of Columbia is a for-profit business, headquartered in DC and certified by the Department of Small and Local Business Development (DSLBD), which receives preferred procurement and contracting opportunities. CBEs must meet local business requirements, including being independently owned and often having over 50% DC ownership or residency pursuant to the Small and Certified Business Enterprise Development and Assistance Act of 2005, effective October 20, 2005 (D.C. Law 16-33; D.C. Official Code § 2-218.01 et seq.)

Background and Methodology

The Economic Development Return on Investment Report for Fiscal Year 2025 (FY25) identifies recipients of economic development incentives valued at \$75,000 or greater related to the development and redevelopment of real property and the associated return on those investments in FY25.

The Act defines economic incentive as: “any expenditure of public funds by a granting body for the purpose of stimulating economic development or creating affordable housing within the District of Columbia, including any funds from the District or funds that, in accordance with a federal grant or otherwise, the District government administers, including land disposition and development agreements, financial subsidies, or expenditures of the Housing Production Trust Fund or of the Housing Preservation Fund, or any bond issuance, including pilot bond, tax increment financing bond, or revenue bond issuances, grant, loan, loan guarantee, fee waiver, land price subsidy, matching fund, tax abatement, tax exemption, tax credit, or any other tax expenditure.”



WHITMAN-WALKER MAX ROBINSON CENTER RIBBON-CUTTING, SEPTEMBER 2023

This document fulfills the reporting requirements required by the Act but does not calculate all the multiplier effects of District investments or the associated social and economic costs that are mitigated due to investments. These investments directly and indirectly stimulate local economic development and result in short- and long-term gains, and the report highlights the resulting housing, employment, CBE, and community amenity benefits named in law.

To compile this report, the Office of the Chief Financial Officer (OCFO) sent data requests to District agencies, and agency staff validated and submitted data to OCFO. DMPED reviewed the economic development data and consolidated it into this report. Where DMPED collects additional data on affordable housing, real estate, and neighborhood development projects beyond the data requests from OCFO, we have supplemented outcome data. DMPED is continuously working to refine our evaluation framework to improve accuracy and reduce reporting burdens while maintaining compliance with grantee privacy standards.



Production and Preservation of Affordable Housing

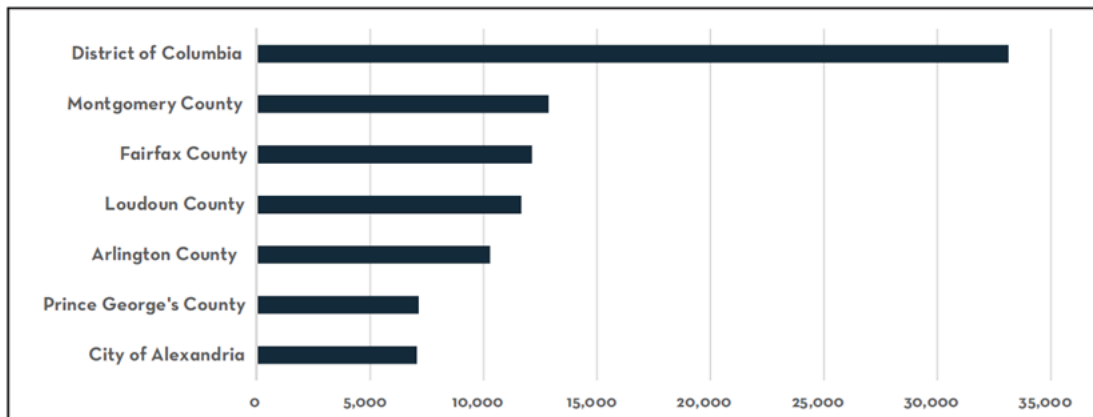
Housing is a Key Indicator of Economic and Social Well-Being

Housing provides stability and opportunity to residents across the District in a multitude of ways. When individuals and families have access to safe, affordable, and high-quality homes, they are better positioned to pursue employment, achieve educational goals, and build long-term financial security. By strengthening the housing landscape, the District not only supports its current residents but also lays the groundwork for a more inclusive, resilient, and prosperous future.

Since 2015, Mayor Bowser has contributed over \$3 billion toward building and preserving affordable housing, producing more than 62,000 new units of housing, with 17,000 being affordable. These investments have led to additional investments in neighborhoods across all 8 wards.²

In 2019, Mayor Bowser set an ambitious goal to create 36,000 new homes by 2025. Achieving this goal expanded the supply of housing, slowed rent appreciation, provided more options to a broader range of families, and reduced pressure on the supply of deeply affordable housing. The District reached its overall five-year housing goal a year early - in July 2024 - and achieved the goal of creating 12,000 new affordable homes in February 2026. Meeting this goal represents a signature achievement of Mayor Bowser's administration and has informed the District's housing production strategy moving forward. Setting and achieving this goal revealed several key lessons for DC government and for other cities as they invest in building more homes and preserving affordability. By working to achieve this goal, the District added homes at the fastest rate in the Greater Washington region and slowed rent increases compared to national and regional averages.

Figure 1: Total Units Reported Built 2020-2024



Source: Greater DC | Housing Indicator Tool | HAND

² Contributions include local subsidies, Low-Income Housing Tax Credit (LIHTC) equity, Home Investment Partnerships (HOME), and DC Housing Authority capital funding. Total subsidy amount excludes land write-down, except in cases where the agency counts the value as a seller's note.

FY25 and 10-Year Lookback Highlights

From 2015-2025, the District added 62,298 total new housing units, 17,000 of which have been net new affordable housing units³. Significant DMPED projects contributing to new housing units in the District include St. Elizabeths, The Parks at Walter Reed, The Wharf, Skyland Town Center, Hill East, and Fort Lincoln, among others. In FY25, the District invested \$285 million across all eight wards to produce 7,588 total housing units, with 1,794 being affordable.

Figure 2: Net New Affordable Units and Market Rate Units 2015-2025



The District has invested over \$3 billion over the past 10 years in housing, including \$1.5 billion in the Housing Preservation Trust Fund (HPTF).

DC has become a recognized leader in housing because of its broad, long-term commitment to investing in affordable homes across the city. Through major preservation funds, strategic public-private financing tools, and proactive efforts to acquire and stabilize properties, the District has built one of the strongest housing ecosystems in the country. These investments have enabled DC to protect existing affordable units, create new ones, and ensure that residents have access to safe, stable, and reasonably priced housing. Below is a list of programs that contribute to DC's investments in affordable housing across the city, most of which are administered by the Department of Housing and Community Development (DHCD).

Major Housing Programs

Housing Preservation Trust Fund: The Housing Preservation Trust Fund (HPTF) is the District's dedicated financial resource designed to create, rehabilitate, and maintain affordable housing. In FY25, the District committed \$153 million of HPTF dollars resulting in an estimated 5,426 units being preserved or produced.

Housing Preservation Fund: The Housing Preservation Fund (HPF) is a special, continually available fund that provides financing, such as loans or equity, for activities that preserve affordable housing. In exchange for this financing, properties must record affordability covenants, and the funds cannot be used for certain historic derelict properties. In FY25, \$23.6 million was expended toward HPF which resulted in the preservation of 166 units, of which 137 are affordable.

³ Net New Affordable Units: Refers to units that are newly produced, newly preserved, or newly covenanted.

Low-Income Housing Tax Credit: The Low-Income Housing Tax Credit (LIHTC) program is designed to encourage the private sector to invest in the construction and rehabilitation of housing for low and moderate-income individuals and families. Every state can leverage the Low-Income Housing Tax Credit by tailoring its allocation priorities to local housing needs, incentivizing private investment in affordable developments, and coordinating LIHTC with complementary state and local funding sources to maximize impact. In FY25, the District deployed \$36.3 million dollars through DC LIHTC Equity providing financing for over 700 affordable housing units.

Home Purchase Assistance Program: The Home Purchase Assistance Program (HPAP) provides interest-free loans and closing cost assistance to qualified applicants to purchase single family houses, condominiums, or cooperative units in the District, helping DC residents become homeowners and build wealth. In FY25, DHCD loaned \$30.5 million, with an average loan amount of \$115.8 million to support 264 closings. Since 2015, the District helped 3,537 residents purchase homes with more than \$255 million in loans and closing cost support.

Inclusionary Zoning: The Inclusionary Zoning (IZ) Program requires that most new (and some renovated) residential developments include a percentage of affordable homes. IZ homes are apartments for rent or condos/townhomes for sale. In FY25, 495 units were added from the IZ program. Since FY15, the District has produced over 2,500 affordable units because of IZ.

Housing in Downtown: Managed by DMPED, Housing in Downtown is a tax incentive designed to catalyze new residential development through commercial-to-residential conversions via a 20-year tax abatement. In FY25, the District certified four office-to-residential conversions, which will total 771 units, 78 of them affordable in over seven hundred thousand square feet of residential space.

These four conversions alone are anticipated to generate \$200 million in tax revenue over the 20-year period of the abatement. Since the program launched in 2024, DMPED has certified 13 office-to-residential conversions—which will result in 5,243 new residents filling 3,277 units—encompassing three million square feet of residential space. In total, these abatements are anticipated to generate more than \$900 million in revenue to the District, generating an estimated \$2 in revenue for every \$1 in abatement.⁴



1625 MASSACHUSETTS AVE NW, OFFICE TO RESIDENTIAL CONVERSION

⁴ Due to data availability for the Housing in Downtown Program, return on investment is more easily quantifiable.



Real Estate Development

Real Estate Development Drives Economic Growth and Builds Essential Infrastructure

The District's real estate development portfolio delivers community amenities, retail, market rate and affordable housing, jobs, fresh food, and recreational spaces to our neighborhoods. Major real estate projects deliver a return to the city through sustained tax revenue and improved quality of life for residents.

Between Fiscal Years 2015 and 2025, DMPED spent \$714 million making capital improvements across six major real estate projects.⁵ These investments produced:

- Over 3,670 new affordable homes
- Over 2,500 jobs for DC residents
- \$462 million spent with Certified Business Enterprises (CBEs)
- New community amenities like the Max Robinson Center, Sycamore & Oak Retail Village, Reservoir Park Community Center, and 30,000 square feet of arts and culture space at The Parks at Walter Reed
- 8.8 million square feet of office space, 2.3 million square feet of retail, 25.9 million square feet of residential, 3.4 million square feet of hotel, and 2 million square feet of municipal space



In FY25, DMPED invested \$242 million in capital projects that drive economic development, creating job opportunities, catalyzing neighborhoods, and increasing the supply of housing across the District.⁶

⁵ This represents DMPED capital expenditure on McMillan, St. Elizabeths East Campus, Walter Reed, Hill East, New Communities Initiative, Poplar Point, the Wharf Fish Market Piers, and Fletcher Johnson real estate projects between FY15-FY25.

⁶ Fiscal Year 2025 Annual Comprehensive Financial Report

Major Real Estate Projects

St. Elizabeths East: St. Elizabeths East is a multi-decade project to redevelop the historic former St. Elizabeths Hospital campus. Since 2015, DMPED has committed over \$219 million on infrastructure to transform the campus into a thriving mixed-use neighborhood with a new hospital, a sports and entertainment arena, housing, retail, and other amenities. Over the past 10 years, the District has driven a combined \$1 billion in public and private investment towards the redevelopment of the campus, resulting in the delivery of several projects, including CareFirst Arena in September 2018, The Residences at St. Elizabeths East in October 2020, District Towns in April 2022, Sycamore & Oak retail village in June 2023, Whitman-Walker Max Robinson Center in September 2023, Cedar Hill Regional Medical Center in April 2025, 801 East Men's Shelter replacement facility, and a 750-space parking garage. The neighborhood boasts over 270,000 square feet of retail space, 1 million square feet of office space, and over 1,000 residential units, 500 of them affordable. In FY25, DMPED invested \$10.26 million on the campus, advancing construction and infrastructure work along 13th Street SE to improve traffic flow and align with the master plan for the neighborhood.



SYCAMORE AND OAK FIRST ANNIVERSARY CELEBRATION, JUNE 2024

Hill East: Since the closing of DC General in 2018, Hill East continues to advance the plan for a neighborhood with strong social services and amenities. Phase 1 of the Hill East development delivered two mixed-use buildings, one of which is a Permanent Supportive Housing (PSH) building. In total, Phase 1 delivered 100 PSH units, 31 affordable units, 231 market rate units, and approximately 25,678 square feet of retail space along with new streets and infrastructure supporting those buildings. In FY25, the District's investment of \$12.6 million contributed to relocating a major sewer pipeline, demolition of vacant buildings, and roadway design review required for the redevelopment of Hill East. Once the sewer line relocation is complete, the District will be able to begin roadway construction on adjacent parcels for Hill East Phase 2 Redevelopment, which will deliver approximately 60,000 square feet of leasable retail space, a 243-key hotel, and over 2,000 housing units, 600 of them affordable.

The Parks at Walter Reed: The District gained ownership of the former Walter Reed Army Medical Center site on Georgia Avenue NW in November 2016 and transformed the site into over 170,000 square feet of retail and artisan space, 775,000 square feet of office and medical research space, and delivered 448 units of affordable housing. In FY25, the District invested \$5.7 million in The Parks at Walter Reed for operations and construction costs on the site. The District also secured approval for three new townhome projects, which will add 200 new homes to the campus. The redevelopment includes the preservation of several historic buildings, the addition of mixed-use and mixed-income residential housing, over 14 acres of green space, supportive services for seniors and veterans, and office, retail, medical, and educational uses.



THE PARKS AT WALTER REED, JULY 2023

New Communities Initiative (NCI): The New Communities Initiative (NCI) is a program that revitalizes severely distressed housing projects owned by the DC Housing Authority and redevelops them into vibrant mixed-income communities. NCI includes four neighborhoods: (1) Barry Farm in Ward 8, (2) Lincoln Heights - Richardson Dwelling in Ward 7, (3) Northwest One in Ward 6, and (4) Park Morton in Ward 1. In FY25, the District invested \$40.3 million into NCI, advancing construction and infrastructure work at Barry Farm, Park Morton, and Northwest One. In November 2024, the District celebrated a historic milestone for the Barry Farm-Hillsdale community with the grand opening of The Asberry, a 108-unit mixed-use senior housing building, and the first on-site building delivered under NCI at Barry Farm. Officials and community members also broke ground on The Edmonson at Barry Farm, a 139-unit affordable mixed-use property in May 2024. The Barry Farm redevelopment project has so far created a total of 351 construction jobs for DC residents, with the highest percentage living in Ward 7 (68) and Ward 8 (92). Since 2015, NCI has produced 1,400 units of housing, with over 1,200 affordable, and over 30,000 square feet of retail.

McMillan Redevelopment/Reservoir District: The McMillan Sand Filtration Site was an underutilized site for more than 30 years before being redeveloped into productive use. The District invested over \$119 million into the redevelopment of this site (called the Reservoir District), all in fiscal years prior to FY25, which resulted in the delivery of the new Reservoir Park Recreation Center and Aquatic Center and a 6.2-acre park. In addition, the project has delivered 146 town homes, 22 of which are affordable. Future phases of the project will include a full-service grocery store, 38,000 square feet of retail, a healthcare facility space, and 589 new apartments, with 140 units designated as affordable housing for seniors.



RESERVOIR PARK RECREATION CENTER RIBBON CUTTING, JUNE 2024

Poplar Point: In FY25, the District invested \$1.49 million to commence the National Environmental Policy Act (NEPA) Environmental Assessment process and continue land planning to facilitate the conveyance of Poplar Point from the National Park Service to the District. The Environmental Assessment and Land Use Plan anticipates four to six million square feet of mixed-use development with residential uses complemented by commercial uses and ground floor retail. In March 2025, Mayor Bowser announced Therme, a health and wellbeing destination to serve as the anchor tenant, contingent on the NEPA process. The destination anchor would occupy up to 15 acres and attract additional development on the waterfront property. The implementation of the Land Use Plan is anticipated to support 5,000 to 8,000 temporary construction jobs and generate between \$2 billion and \$3 billion in output. Once completed, the development at Poplar Point could create between 7,000 and 11,000 permanent jobs. At full buildout, new development is projected to drive between \$65 million and \$95 million in total District tax revenues annually.

DMPED also manages a number of community projects, like renovations of the aging Wharf Fish Market Piers (\$377K spent in FY25) and ongoing investments at Fletcher Johnson (\$8.8 million spent in FY25) that support public space improvements and provide an anchor for housing, retail, and other essential community amenities.

Sports Investments

Under the Bowser administration, the District has transformed into being the nation's Sports Capital – a destination for sports fans and teams. Since 2015, the District has committed over \$1.6 billion in total for the following sports venues: Capital One Arena (\$515 million), Audi Field (\$150 million), CareFirst Arena (\$23 million), and – looking ahead – a new Commanders stadium at RFK campus (\$877 million). District investment for these projects has been met with significant private funding, with the Washington Commanders providing at least \$2.7 billion to RFK Campus, representing the single largest private investment in DC's history.



CAPITAL ONE ARENA DEMOLITION ANNOUNCEMENT, DECEMBER 2024

In FY25, the District expended \$170 million of \$515 million that has been dedicated for Capital One Arena renovations over a three period. The renovation will generate an estimated 4,900 construction jobs and offer new career pathways and training for DC residents. Monumental Sports & Entertainment will meet a minimum of 35% Certified Business Enterprises (CBE) participation, with a goal of achieving 50% CBE participation. The total estimated economic activity of this project exceeds \$1 billion over construction period and lease term.



ANNOUNCEMENT OF WASHINGTON COMMANDERS' RETURN, APRIL 2025

strategic investments will contribute to a more equitable and accessible system for all residents, while bringing in tax revenue for the city.

Industrial Revenue Bond Program

A less touted program, but one with major economic impact, is the District's Industrial Revenue Bond (IRB) program, which supports capital investments in nonprofit institutions. Through the IRB program, DMPED provides access to tax-exempt financing to help businesses and non-profit organizations build new construction and make tenant improvements to existing properties. The District does not incur the cost of the debt but leverages its bond rating to secure below market interest rates for the borrower. In FY25, DMPED supported \$882 million in bond issuance through the IRB program to support capital improvements at four nonprofit schools and universities.

The announcement of the return of the Washington Commanders and the reconstruction of the RFK Stadium in April 2025 is another hallmark of the Bowser administration's investments in sports and community amenities. Unlocking the 180-acre campus from the federal government kickstarted a transformation that will create 2,000 permanent jobs, 5,000 to 6,000 housing units, including at least 30% affordable housing, green space, and a new indoor SportsPlex. In FY26, Mayor Bowser announced that the District will devote 40% of contracts to redevelop the RFK Memorial Stadium Campus to CBEs. Over 50 CBEs have worked on the RFK redevelopment project to date. These



Neighborhood and Business Development

Neighborhood and business development are essential for creating vibrant, safe, and resilient communities.

Investments in our neighborhoods and businesses drive economic growth for the city, create jobs, improve quality of life for all residents, and foster community and culture. These investments also diversify our economy, expand our tax base, increase resident satisfaction, and create a safer and more engaging environment.

Since 2015, Mayor Bowser has made over \$4.5 billion in capital improvements to our neighborhood community facilities. Delivered by the District's Department of General Services (DGS), these improvements include:

- \$3.6 billion in school renovations and to modernize 50 schools
- Over \$600 million in 70 recreation centers, pools, and playgrounds, with over \$100 million dedicated to Ward 8 recreation centers alone
- \$296 million to fund, rebuild, or renovate all 26 DC Public Library locations

In addition, Mayor Bowser has made it a priority to invest in new opportunities for and the success of DC's small and/or local businesses. Small businesses (businesses with fewer than 500 employees⁷) are the backbone of the District's economy, making up 98.2% of the District's total businesses and employing nearly half (49.1%) of all DC workers.⁸

Since 2015, the Bowser Administration has:

- Dedicated and spent a total of \$12 billion in District government contracts awarded to small, local businesses through the Certified Business Enterprise (CBE) program, which has strengthened local companies, created jobs, and helped residents build generational wealth across all eight wards.
- Increased the District's annual spending with CBEs from \$688 million in FY16 to \$1.3 billion in FY25.
- Driven \$1.2 billion in contracts from local hospitals, universities, and utility companies to local and minority-owned businesses, through our collaboration with the DC Community Anchors Partnership.
- Invested over \$206 million across 11 grant programs to support job creation and the expansion, creation, or retention of an estimated 1,900 local businesses.
- Distributed \$186 million in federal pandemic relief grants to more than 7,000 local businesses, independent contractors, and self-employed individuals to retain jobs and help businesses stay open during the public health emergency.

⁷ The US Small Business Administration defines small businesses as firms with fewer than 500 employees.

⁸ US Small Business Administration 2025 Small Business Profile: District of Columbia

2025 Highlights

In FY25, agencies within the District's Planning and Economic Development cluster awarded \$25 million in grants to 220 grantees to support the growth and expansion of local businesses, support training for DC entrepreneurs, attract businesses Downtown, and develop commercial corridors across all 8 wards. In addition, the cluster also supported small businesses by dedicating \$48.3 million in government procurement opportunities to 146 small businesses through the CBE program.

Key Business Development Programs

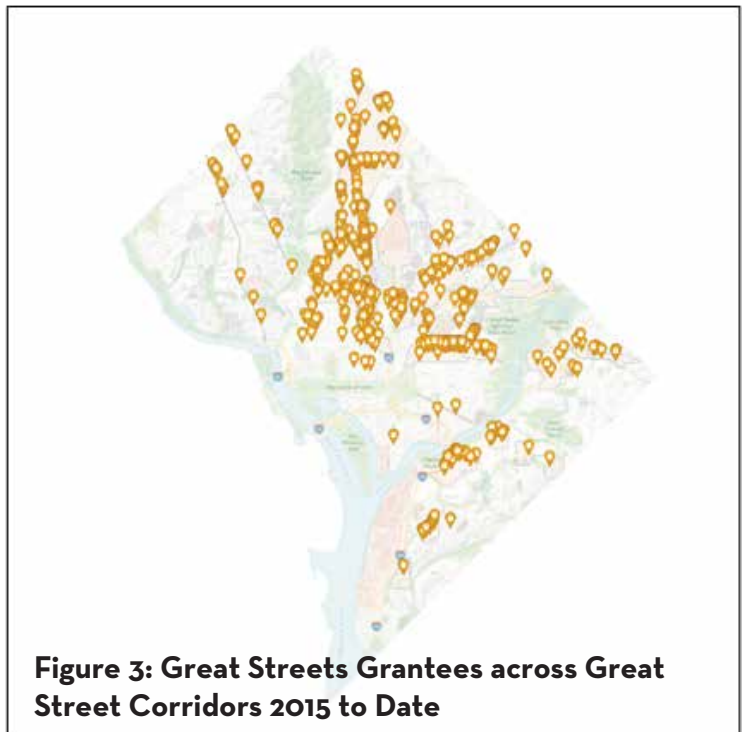
This section provides descriptions of 11 key programs designed to support business growth, how much has been invested over the past 10 years, and key outcomes in FY25. Return on investment for these programs are determined using a combination of quantitative and qualitative indicators derived from grantee reporting and site visits, focusing on tracking (1) number of businesses created or retained; (2) number of jobs created or retained; (3) the geographic distribution of grantees; and (4) property and commercial corridor stability.

Local Business Development and Support

The District's local business development programs are designed to support the growth and retention of local businesses, create jobs for District residents, strengthen commercial corridors, and expand neighborhood-based retail. These programs are managed within the Planning and Economic Development cluster, with most managed by DMPED, but those that are managed by other agencies are identified accordingly.

Great Streets, Emerging Retail, Neighborhood Prosperity Fund, Locally Made Manufacturing:

These programs provide grants to small businesses to help them establish new locations, expand their products and services, improve their storefronts, purchase equipment, and bring new customers to neighborhood commercial corridors. Each program has a slightly different focus and has different goals and requirements. In FY25, the District awarded \$1 million to 23 businesses through the Great Streets and Emerging Retail programs, which supported expansion projects across all 8 wards and are expected to create 142 new jobs. Since 2015, the Great Streets programs combined have awarded \$55 million to more than 575 businesses across the District, helping to create over 2,400 jobs.



Robust Retail Program: The Robust Retail program, managed by the Department of Small and Local Business Development (DSLBD), supports retail businesses by offering \$10,000 in small business grant funding to support ongoing operations. In FY25, the program awarded nearly 60 small businesses across all eight wards a combined \$570,000 in funding. In addition to providing citywide support, the FY25 grant included targeted funding for businesses located along the North Capitol Street corridor. Since its launch in 2019, the program has awarded \$4 million to support nearly 500 retail establishments, helping to sustain storefronts, create jobs, and strengthen neighborhood economies.



ROBUST RETAIL GRANTEE, DSLBD



ART ALL NIGHT EVENT, SEPTEMBER 2023

Main Streets: The Main Streets program is managed by DSLBD and was designed to revitalize communities by retaining and recruiting businesses, improving commercial properties and streetscapes, and attracting consumers. Through the 29 designated DC Main Streets, DSLBD provides frontline support for nearly 4,000 brick and mortar businesses across the District. Each DC Main Street supports its business corridor through direct grant support, Small Business Technical Assistance (STBA), events, and other activities that strengthen and

advance their region's businesses. In FY25, the District spent \$5.8 million on the Main Streets programs, helping to support the creation of 50 new businesses and 616 new jobs, as well as the completion of 80 rehabilitation projects across commercial corridors. The program also attracted a total of \$7.2 million in private investments. FY25 marked a new milestone for the program, with the establishment of the newest Main Street at Foggy Bottom-West End. Since the program was established in 2002, over 650 businesses and 8,216 jobs have been created, and more than \$365 million has been invested in public improvements.

Commercial Property Acquisition Fund: The Commercial Property Acquisition Fund, or CPAF, provides down payment assistance to DC small businesses looking to maintain and expand their operations by acquiring commercial property in the District. In FY25, the District awarded \$768,750 to two businesses. The first grantee was Soup Up (Ward 4), a Black-owned, women-led soup restaurant in Brightwood Park, and the second award went to Café Saint Ex (Ward 1), a neighborhood bar, restaurant, and music venue that serves Caribbean American cuisine in the 14th Street/U Street Corridor. Since its launch in 2021, the program has awarded \$16.2 million in grants to 34 businesses to purchase commercial property in the District.

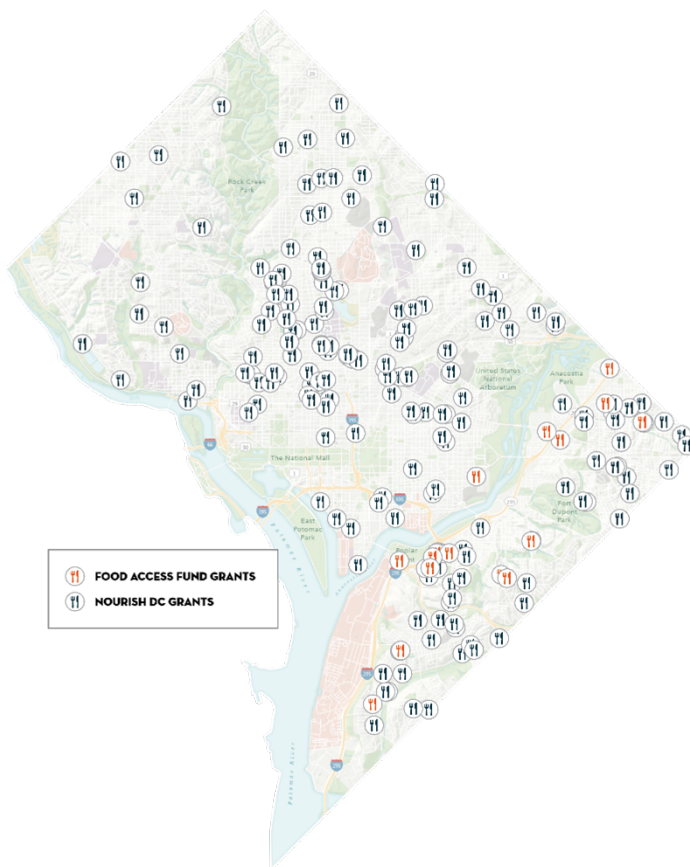
DC Business Capital Access Program (DC BizCAP): Funded by U.S. Treasury’s State Small Business Credit Initiative and managed by the Department of Insurance, Securities and Banking (DISB), this program expands access to capital for small businesses across the District through three targeted programs: Collateral Support, Loan Participation, and Innovation Finance. With funding ranging from \$10,000 to \$500,000, DC BizCAP empowers small businesses to grow, create jobs, and strengthen the local economy. In FY25, the District spent more than \$5.4 million in funding to seven small businesses in Wards 2, 4, 5, 6, and 8. These investments helped create and retain 400 jobs. Since its creation in 2011, DC BizCAP has provided \$25.4 million in capital to small business owners to leverage \$65 million in loans, grants and investments, resulting in the creation of 2,300 District-based jobs. More than 80% of small businesses awarded through this program were minority or woman-owned.

Nourish DC: Nourish provides flexible loans, technical assistance, and grants to emerging and existing food businesses in DC, especially those located in neighborhoods with limited access to grocery stores. In FY25, the Nourish DC administrator leveraged \$360,161 in District funding to disburse \$1.4 million in private loans to 24 businesses. These investments resulted in the creation and retention of 240 jobs and the delivery of technical assistance to 463 businesses. Since 2021, the program has leveraged \$4.5 million in District funding to attract an additional \$20 million in private financing for DC’s local food businesses. To date, Nourish DC has provided direct grants to 86 food businesses, technical assistance to over 1,600 food businesses, and has created and retained 870 jobs.

Supermarket Tax Incentive: The Supermarket Tax Incentive encourages the development of grocery stores in areas lacking access to groceries and fresh food. In FY25, the District provided \$974,099 in tax incentives for two grocery stores, Mom’s Organic Market in Ward 5 and Whole Foods Market in Ward 4, to support an estimated 160 jobs. Twenty-four total businesses have received the Supermarket Tax Incentive since the program was created in 2000.

Food Access Fund: The pandemic-era program, funded by federal relief funds, was designed to increase access to grocery stores, fast casual restaurants, and other food access points in DC’s Wards 5, 7, and 8. In FY25, the District spent \$1.8 million from this fund to ensure the continuous operations of a full-service grocery store in Ward 8 that employs 80 District residents and serves nearly 50,000 residents. Since launching in 2021, the program has provided over \$24 million in grants to 27 businesses and food access providers, which are estimated to have created 185 jobs.

Figure 4: Food Access and Nourish DC Grant Awards 2020 to Date

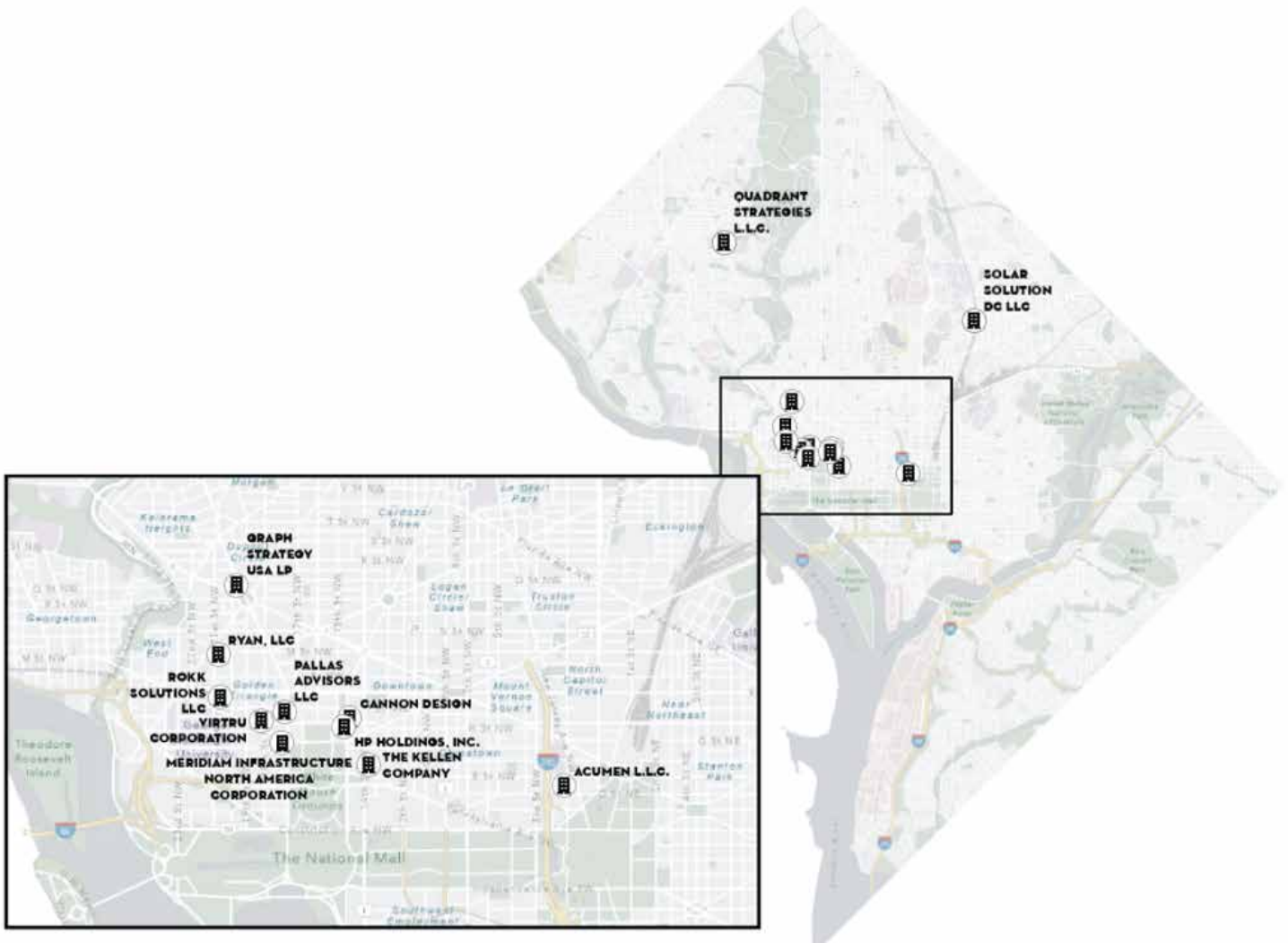


Business Growth and Attraction Programs

The District's business growth and attraction programs aim to create jobs, catalyze economic development, and increase tax revenue by attracting, retaining, and expanding businesses. These initiatives target high-growth sectors and boost Downtown vibrancy by filling vacant commercial spaces.

Vitality Fund: The Vitality Fund is the District's primary incentive designed to attract, retain, and support the growth of companies in high-growth sectors in Washington, DC. In FY25, the District awarded \$2.1 million through the Vitality Fund, of which \$1.7 million was awarded to five new businesses. The new recipients are expected to create 254 jobs. Since launching in 2021, the Vitality Fund has supported 12 attraction and expansion projects for a total of \$4 million. These projects will result in an estimated 870 new jobs, 486 retained jobs, 231,000 leased square feet and \$35,000 in capital expenditures or tenant improvements. These projects are estimated to generate \$6.9 million in fiscal impact. The program generates \$1.86 for every \$1 invested by the District.

Figure 5: Vitality Fund Recipients 2022 to Date



Growth Fund: The Growth Fund supports entrepreneurs, startups, and early-stage companies relocating to or expanding in DC with substantial growth potential and delivering innovative products or services. In FY25, the District supported six companies through the Growth Fund with \$551,131, resulting in an estimated 91 new jobs, 7 retained jobs, and 16,000 square feet of leased office space. These projects are estimated to generate \$1.6 million in fiscal impact to the District, generating an estimated \$2.90 for every \$1 invested by the District.



GROWTH FUND ANNOUNCEMENT, SEPTEMBER 2025

DC Venture Fund: In FY25, DMPED launched the DC Venture Fund, which makes equity investments in early-stage, DC-based tech companies, with a focus on underrepresented founders. The fund utilizes State Small Business Credit Initiative (SSBCI) funding, provided to the District by the U.S. Treasury Department. The fund will invest anywhere from \$250,000 to \$5 million in companies that maintain a physical office and staffing presence in the District. In FY25, DMPED selected Bay Area-based Hustle Fund, an early-stage startup investor, and New York's Lysical Ventures, which focuses on cybersecurity, to serve as the first two managers for the program. The fund aims to deploy up to \$8.5 million by the end of the first quarter of 2026.

Community Facilities

Since 2015, Mayor Bowser has made over \$4.5 billion in capital improvements to our neighborhood community facilities. These projects are delivered by the District's Department of General Services (DGS).

Schools: In FY25, the District spent \$280.5 million on school modernizations for 33 schools, including breaking ground on the new, \$65 million project to modernize the MLK Jr. Elementary School, which will expand the school from 48,000 to 70,000 square feet, fully rehabilitate the existing building and add new learning, performance, and recreation spaces. Since 2015, the District has invested \$3.6 billion to upgrade and modernize 50 schools, expanding capacity and growing opportunity for DC youth. During this time, the District opened four new early learning centers: Thaddeus Stevens, Military Road, Historic Randle Highlands, and Miner. The Mayor has also delivered new schools for learners of all ages, including Brookland Middle School, Ida B. Wells Middle School, MacArthur High School, Excel Academy, Ron Brown College Preparatory High School, and Bard High School Early College DC.

Community Recreation: Since 2015, the Bowser Administration has invested more than \$600 million in 70 recreation center projects across the city, with over \$100 million dedicated to Ward 8 recreation centers alone. These investments have modernized, renovated, and expanded facilities such as the Southeast Tennis and Learning Center (2022), Barry Farm Recreation Center (2019), Anacostia Recreation Center (2019), Ferebee Hope Recreation Center (2021), and Bald Eagle Recreation Center (2017).

Libraries: In FY25, the District spent approximately \$18.8 million on 6 library renovation and expansion projects. In the past 10 years, District government has invested \$296 million to fund, rebuild, or renovate all 26 DC Public Library locations. These investments have transformed libraries into modern community hubs, often co-located with housing and recreation services. These investments have helped fund major projects, such as the MLK Jr. Memorial Library renovation, and funded new branches opening at the Southwest Library, the West End Library, the Lamond-Riggs/Lillian J. Huff Library, and Capitol View.



Ecosystem Building

In addition to directly supporting individual businesses and entrepreneurs to come to DC, expand, and grow, the District supports several nonprofit organizations that ensure the business community in DC remains diverse and thriving.

Washington DC Economic Partnership (WDCEP): The WDCEP is a non-profit, public-private organization that connects the public sector to national and international corporations to advance sustainable and inclusive economic development in Washington, DC. They support businesses interested in locating in DC by developing key market intelligence and custom research, assisting with real estate and site selection needs, and connecting businesses with DC's funding opportunities. In FY25, the District invested \$3.14 million to support the core operations of WDCEP. WDCEP utilized these funds to support 17 attraction and expansion project wins, which created at least 671 new jobs and resulted in 306,000 square feet of new leased space.

DC Chamber of Commerce: The DC Chamber provides tools to help local business development and improve the business climate in the District. In FY25, the District invested \$469,000 to support Chamber operations. These funds were utilized to position DMPED and the District as visible sponsors and leaders at major Chamber events (e.g., Small Business Expo, Chamber Choice Awards & Gala, Annual Meeting), and they supported both domestic and international trade missions that promote DC as a prime destination for investment, help attract employers in priority industries, and expose local small and medium-sized enterprises to global markets.

Greater Washington Hispanic Chamber of Commerce: The Hispanic Chamber of Commerce is a membership driven organization that supports economic development by facilitating the success of Latino and other minority-owned businesses and the communities they serve through networking, advocacy, education, and access to capital. In FY25, the District invested \$125,000 in the Hispanic Chamber, which supported direct technical assistance to small businesses, supported annual events such as the Annual Gala, Embassy Dinner, Small Business Expo, and Global Business Luncheon, and strengthened international business development efforts.

Greater Washington Black Chamber of Commerce: The Black Chamber of Commerce is dedicated to growing Black businesses in the District, providing support through advocacy, education, and networking opportunities. In FY25, the District invested \$360,000 in the Black Chamber of Commerce. Last year, the organization advanced business attraction efforts by serving as a supporting partner in the Washington, DC Global Soft-Landing initiative, participating in the SelectUSA Investment Summit in 2025, and by increasing marketing through strategic sponsorships, financial contributions, and promotional support for industry events.

The Coalition's DC Anchor Partnership (DCAP) Program: The DC Community Anchor Partnership (DCAP) is an initiative that brings together major institutions in the District, including hospitals, universities, and large nonprofits, to increase their procurement from local businesses. DCAP leverages the significant purchasing power of these institutions to unlock new contracting opportunities, strengthen local supply chains, and support business growth for DC-based, minority-owned, and locally owned enterprises. In FY25, the District invested \$400,000 in the administration of the DCAP program. Last year, DCAP referred 832 minority-owned businesses for anchor procurement opportunities, which resulted in 124 procurement wins, generating \$127 million in revenue for DC-based suppliers and creating 688 new jobs.



Conclusion

Over a decade of targeted investments in affordable housing, real estate, neighborhood and business development, and business ecosystem building have resulted in a stronger, more dynamic, and resilient District economy. Since 2015, the District's economic development investments have:

Made Washington, DC a leader in housing production and affordability.

A historic \$3 billion investment (inclusive of the \$1.5 billion investment in the Housing Production Trust Fund) fueled the production of 62,000 new homes in the District, stabilized rents and kept rent growth below 14% over the last 6 years, compared with the 40% increase in rent growth experienced nationwide. New incentives for converting underutilized office buildings into new residential communities are transforming Downtown into new mixed-use neighborhoods, adding new residents, and generating a positive fiscal return.

Transformed underutilized land into thriving communities across all eight wards.

Mayor Bowser's administration has unlocked previously stalled development opportunities District-wide, putting underused land to productive use and delivering essential services and amenities to all District residents. Projects like the development of the former McMillan Sand Filtration Site into the new Reservoir District, the redevelopment of the former Walter Reed Army Medical Center campus into The Parks at Walter Reed, and the redevelopment of the historic St. Elizabeths East campus into a thriving mixed-use neighborhood are all examples of transformational projects delivered under the Bowser Administration. Additionally, investments in sports venues have diversified and strengthened the District's economy, attracted visitors to DC, and generated significant tax revenue.

Created new opportunities for District residents and entrepreneurs.

The District's economy has pivoted in response to two significant periods of economic shifts – the first resulting from COVID-19 and now the contraction of the Federal government. In response to our changing economic landscape, the Bowser Administration has made strategic investments in new areas of growth, including tech and innovation, hospitality, sports and entertainment, and the arts, which have diversified our economy, brought new companies to DC, created jobs, and generated a positive fiscal return. The District continues to be a highly desirable place for companies to locate and boasts strong neighborhood corridors that support local businesses and employ DC residents.

Appendix: FY25 Economic Development Expenditures Summary

FY25 Expenditures Summary by Ward¹

DC Ward	Expenditures Total
Ward 1	\$ 112,496,355.22
Ward 2	\$ 1,204,928,209.58
Ward 3	\$ 70,205,730.16
Ward 4	\$ 89,059,799.29
Ward 5	\$ 351,898,944.57
Ward 6	\$ 288,490,968.69
Ward 7	\$ 1,562,226,082.73
Ward 8	\$ 337,034,723.94
Multiple Wards	\$ 45,665,449.50

FY25 Expenditures Summary by Major Economic Development Pillars

Category	Program	FY25 Investment
Production and Preservation of Affordable Housing	Housing Preservation Trust Fund	\$ 153,000,000
Production and Preservation of Affordable Housing	Housing Preservation Fund	\$ 23,600,000
Production and Preservation of Affordable Housing	Low Income Tax Credit	\$ 36,300,000
Production and Preservation of Affordable Housing	Home Purchase Assistance Program	\$ 30,569,493
Real Estate Development	St. Elizabeths East	\$ 10,262,063
Real Estate Development	Hill East	\$ 12,607,633
Real Estate Development	Walter Reed	\$ 5,656,202
Real Estate Development	New Communities Initiative (NCI)	\$ 40,303,182

¹ **A note on expenditure totals by ward:** Expenditures include a range of incentives utilized by the District to spur economic development, some of which impact the District's budget and some of which do not. For example, when the District issues Industrial Revenue Bonds, the District does not incur the cost of the debt but leverages its bond rating to secure below market interest rates for the borrower. The economic incentives listed in the summary above include: Acquisitions, Dispositions, District Tax Credits, Federal Tax Credits, Expenditures on Contracts, Future Tax Abatements and Exemptions, Grants, Loans, PILOT Debt Service, Revenue Bond Issuance and Debt Service, Tax Abatements and Exemptions, and TIF Debt Service. The Ward 7 expenditures include the future investments that will be made for the redevelopment of the RFK Memorial Stadium Campus, and Ward 2 expenditures include a \$675 million industrial revenue bond issuance for Georgetown University.

Appendix: FY25 Economic Development Expenditures Summary

Real Estate Development	Poplar Point	\$ 1,488,238
Real Estate Development	Wharf Fish Market Piers	\$ 377,000
Real Estate Development	Fletcher Johnson	\$ 8,800,000
Real Estate Development	Capital One Arena	\$ 170,000,000
Real Estate Development	Revenue Bond Issuance: Catholic University	\$ 154,920,000
Real Estate Development	Revenue Bond Issuance: Georgetown University	\$ 675,000,000
Real Estate Development	Revenue Bond Issuance: Maret School	\$ 12,300,000
Real Estate Development	Revenue Bond Issuance: Sojourner Truth PCD	\$ 40,000,000
Neighborhood and Business Development	Great Streets Retail Grant	\$ 840,000
Neighborhood and Business Development	Emerging Retail Initiative	\$ 160,000
Neighborhood and Business Development	Robust Retail Program	\$ 570,000
Neighborhood and Business Development	DC Main Streets	\$ 5,810,809
Neighborhood and Business Development	Commercial Property Acquisition Fund	\$ 768,750
Neighborhood and Business Development	DC Business Capital Access Program	\$ 5,400,000
Neighborhood and Business Development	Nourish DC	\$ 360,161
Neighborhood and Business Development	Supermarket Tax Incentive	\$ 974,099
Neighborhood and Business Development	Food Access Fund, Food Access Retention Grant	\$ 1,800,000
Neighborhood and Business Development	Vitality Fund	\$ 2,132,751
Neighborhood and Business Development	Growth Fund	\$ 551,131
Neighborhood and Business Development	Schools	\$ 280,487,651
Neighborhood and Business Development	Libraries	\$ 18,826,253
Ecosystem Building	Washington DC Economic Partnership	\$ 3,140,000
Ecosystem Building	DC Chamber of Commerce	\$ 468,000
Ecosystem Building	Greater Washington Hispanic Chamber of Commerce	\$ 125,000
Ecosystem Building	Greater Washington Black Chamber of Commerce	\$ 360,000
Ecosystem Building	DC Anchor Partnership Program	\$ 400,000

Appendix: FY25 Economic Development Expenditures Detail

Agency	Incentive Type	Subtype/Description	Recipient	Ward	Value of Incentive
None- Tax Expenditure	Tax Abatements & Exemptions	1035 4TH ST NW WASHINGTON DC 20001	PLAZA WEST LLC	6	\$ 810,663
None- Tax Expenditure	Tax Abatements & Exemptions	1050 NEW JERSEY AVE NW WASHINGTON DC 20001	GOLDEN RULE PLAZA INC	6	\$ 456,149
None- Tax Expenditure	Tax Abatements & Exemptions	1111 MASSACHUSETTS AVE NW WASHINGTON DC 20005	MASS PLACE APARTMENTS LLC	2	\$ 339,404
DDOT	Expenditures on Contracts	11th Street Bridge Park	WHITMAN REQUARDT AND ASSOC	8	\$ 1,800,962
None- Tax Expenditure	Tax Abatements & Exemptions	1200 NORTH CAPITOL ST NW WASHINGTON DC 20002	TYLER HOUSE ASSOCIATES 95 L.P.	6	\$ 656,512
None- Tax Expenditure	Tax Abatements & Exemptions	1220 12TH ST NW WASHINGTON DC 20005	KING HOUSING LLC	2	\$ 249,398
DHCD	Acquisition	1225 Fairmont Street, NW #101	Private Sale	1	\$ 302,256
None- Tax Expenditure	Future Tax Abatements & Exemptions	1333 M St SE	FRF Land Owner LLC	6	\$ 61,731,717
None- Tax Expenditure	Tax Abatements & Exemptions	1338 R ST NW WASHINGTON DC 20009	SCATTERED SITE III LLC	2	\$ 99,005
None- Tax Expenditure	Tax Abatements & Exemptions	1424 CLIFTON ST NW # 7 WASHINGTON DC 20009	FPW LP	1	\$ 415,661
None- Tax Expenditure	Tax Abatements & Exemptions	1440 V ST NW # 309 WASHINGTON DC 20009	PORTNER FLATS LLC	1	\$ 128,494
None- Tax Expenditure	Tax Abatements & Exemptions	1474 COLUMBIA RD NW # 101 WASHINGTON DC 20009	JUBILEE MAYCROFT APARTMENTS LP	1	\$ 191,518
None- Tax Expenditure	Tax Abatements & Exemptions	15 57TH ST SE WASHINGTON DC 20019	EAST CAPITOL FAMILY RENTAL LP	7	\$ 80,975
None- Tax Expenditure	Tax Abatements & Exemptions	15 DUPONT CIR NW WASHINGTON DC 20036	PATTERSON OWNER SPE LLC	2	\$ 197,522
None- Tax Expenditure	Tax Abatements & Exemptions	1616 MARION ST NW WASHINGTON DC 20001	ASBURY DWELLINGS INC	2	\$ 249,046
None- Tax Expenditure	Tax Abatements & Exemptions	1707 BENNING RD NE # D13 WASHINGTON DC 20002	GALES PLACE ASSOCIATES LIMITED PARTNERSHIP	7	\$ 99,319
None- Tax Expenditure	Tax Abatements & Exemptions	1710 7TH ST NW # 39 WASHINGTON DC 20001	CHANNING PHILLIPS HOMES LLC	2	\$ 889,331
None- Tax Expenditure	Tax Abatements & Exemptions	1730 7TH ST NW # 1007 WASHINGTON DC 20001	Lincoln Westmoreland Housing Inc.	2	\$ 228,750
None- Tax Expenditure	Tax Abatements & Exemptions	2001 15TH ST NW WASHINGTON DC 20009-5828	PAUL LAURENCE DUNBAR APARTMENTS LP	1	\$ 379,504
None- Tax Expenditure	Tax Abatements & Exemptions	2110 RIDGECREST CT SE # 101 WASHINGTON DC 20020	RIDGECREST COURT INVESTOR LLC	8	\$ 84,002

Appendix: FY25 Economic Development Expenditures Detail

None- Tax Expenditure	Tax Abatements & Exemptions	2220 SAVANNAH TER SE # 14 WASHINGTON DC 20020	WOODBERRY APARTMENTS LP	8	\$ 105,150
None- Tax Expenditure	Tax Abatements & Exemptions	2311 GOOD HOPE CT SE WASHINGTON DC 20020	WOODMONT CROSSING INVESTOR LLC	8	\$ 174,198
None- Tax Expenditure	Tax Abatements & Exemptions	2321 4TH ST NE WASHINGTON DC 20002	2321 4TH STREET LLC	5	\$ 284,352
None- Tax Expenditure	Tax Abatements & Exemptions	2400 ELVANS RD SE WASHINGTON DC 20020	SKYLINE APARTMENT LP	8	\$ 119,003
None- Tax Expenditure	Tax Abatements & Exemptions	2513 ALABAMA AVE SE WASHINGTON DC 20020	ALABAMA AVE AFFORDABLE HOUSING L P	8	\$ 91,721
None- Tax Expenditure	Tax Abatements & Exemptions	2524 17TH ST NW WASHINGTON DC 20009	GLENN ARMS PRESERVATION LP	1	\$ 132,755
None- Tax Expenditure	Tax Abatements & Exemptions	2701 CALVERT ST NW WASHINGTON DC 20008	FHF I WOODLEY PARK LLC	3	\$ 982,494
DHCD	Acquisition	2750 14th St NW #302	Private Sale	1	\$ 420,585
None- Tax Expenditure	Tax Abatements & Exemptions	2801 14TH ST NW WASHINGTON DC 20009	SAMUEL J SIMMONS NCBA ESTATES #1	1	\$ 337,689
None- Tax Expenditure	Tax Abatements & Exemptions	2900 14TH ST NW WASHINGTON DC 20009-6863	COLUMBIA HEIGHTS VILLAGE APARTMENT LP	1	\$ 755,052
DCHFA	Revenue Bond Issuance	2911 Rhode Island Ave.	Lincoln Westmoreland Housing Inc.	5	\$ 35,127,000
DHCD	Acquisition	2920 Georgia Ave NW #304	Private Sale	1	\$ 356,717
None- Tax Expenditure	Tax Abatements & Exemptions	3232 GEORGIA AVE NW WASHINGTON DC 20010-3084	3232 GEORGIA RESIDENTIAL LLC	1	\$ 126,036
None- Tax Expenditure	Tax Abatements & Exemptions	3300 14TH ST NW WASHINGTON DC 20010	SAMUEL KELSEY REDEVELOPMENT LIMITED PARTNERSHIP	1	\$ 311,372
None- Tax Expenditure	Tax Abatements & Exemptions	3304 6TH ST SE # 103 WASHINGTON DC 20032	RANDLE HILL LLC	8	\$ 128,947
DMPED	Disposition	3400 Eastern Ave NE	Eastern Ave LLC / Fort Lincoln New Town Corporation	5	\$ 1,769,101
None- Tax Expenditure	Tax Abatements & Exemptions	3500 14TH ST NW WASHINGTON DC 20010	CAVALIER APARTMENTS LP	1	\$ 488,172
None- Tax Expenditure	Tax Abatements & Exemptions	3501 JAY ST NE # 201 WASHINGTON DC 20019	JAY STREET ASSOCIATES	7	\$ 363,448
None- Tax Expenditure	Tax Abatements & Exemptions	3600 ELY PL SE WASHINGTON DC 20019	ANACOSTIA GARDENS OWNER LLC	7	\$ 91,721
None- Tax Expenditure	Tax Abatements & Exemptions	3700 9TH ST SE WASHINGTON DC 20032	PARKSIDE TERRACE DEVELOPMENT LLC	8	\$ 224,777
None- Tax Expenditure	Tax Abatements & Exemptions	3939 BENNING RD NE WASHINGTON DC 20019	Marshall Heights CDO	7	\$ 114,109

Appendix: FY25 Economic Development Expenditures Detail

None- Tax Expenditure	Tax Abatements & Exemptions	402 O ST NW # 103 WASHINGTON DC 20001	SECOND NW COOPERATIVE HME	2	\$ 99,464
None- Tax Expenditure	Tax Abatements & Exemptions	43 K ST NW WASHINGTON DC 20001	SEVERNA PHASE II LLC	6	\$ 156,201
None- Tax Expenditure	Tax Abatements & Exemptions	4301 3RD ST SE WASHINGTON DC 20032	ATLANTIC TERRACE LTD	8	\$ 100,574
DHCD	Acquisition	4386 7th Street Southeast	Belmont Crossing	8	\$ 7,200,000
None- Tax Expenditure	Tax Abatements & Exemptions	4400 E ST SE # 4 WASHINGTON DC 20019	BENNING HEIGHTS INVESTOR LLC	7	\$ 158,923
None- Tax Expenditure	Tax Abatements & Exemptions	4800 EAST CAPITOL ST NE WASHINGTON DC 20019	CARVER SENIOR APARTMENTS LIMITED PARTNERSHIP	7	\$ 88,665
None- Tax Expenditure	Tax Abatements & Exemptions	4800 NANNIE HELEN BURROUGHS AVE NE WASHINGTON DC 20019	4800 NHB LP	7	\$ 279,143
None- Tax Expenditure	Tax Abatements & Exemptions	4811 NORTH CAPITOL ST NE WASHINGTON DC 20011-6742	PB HAN TIV OWNER LLC	5	\$ 82,465
None- Tax Expenditure	Tax Abatements & Exemptions	4921 GEORGIA AVE NW WASHINGTON DC 20011	COLONY HOUSE NONPROFIT HOUSING CORPORATION	4	\$ 96,441
None- Tax Expenditure	Tax Abatements & Exemptions	5123 NANNIE HELEN BURROUGHS AVE NE WASHINGTON DC 20019	NANNIE HELLEN OWNER LLC	7	\$ 404,022
None- Tax Expenditure	Tax Abatements & Exemptions	5201 HAYES ST NE WASHINGTON DC 20019-5527	DEANWOOD HILLS LLC	7	\$ 129,270
None- Tax Expenditure	Tax Abatements & Exemptions	5233 NORTH CAPITOL ST NE WASHINGTON DC 20011	NORTH CAPITOL AT PLYMOUTH INC	5	\$ 116,530
None- Tax Expenditure	Tax Abatements & Exemptions	600 BARNES ST NE WASHINGTON DC 20019	PARKSIDE SENIOR L P	7	\$ 90,782
None- Tax Expenditure	Tax Abatements & Exemptions	601 EDGEWOOD ST NE WASHINGTON DC 20017	EDGEWOOD TERRACE ONE LLC	5	\$ 200,590
None- Tax Expenditure	Tax Abatements & Exemptions	6676 GEORGIA AVE NW WASHINGTON DC 20012	TAKOMA PLACE INVESTOR LLC	4	\$ 128,694
None- Tax Expenditure	Tax Abatements & Exemptions	7154 13TH PL NW WASHINGTON DC 20012-2350	CHILDREN'S NATIONAL AT WALTER REED LLC	4	\$ 1,679,671
None- Tax Expenditure	Tax Abatements & Exemptions	800 SOUTHERN AVE SE WASHINGTON DC 20032	800 SOUTHERN AVENUE LLC	8	\$ 213,684
None- Tax Expenditure	Tax Abatements & Exemptions	808 BLADENSBURG RD NE WASHINGTON DC 20002-3928	DELTA SENIOR HOUSING OWNER LLC	5	\$ 174,037
None- Tax Expenditure	Tax Abatements & Exemptions	900 5TH ST SE WASHINGTON DC 20003	CAPPER SENIOR LLC	8	\$ 281,579
None- Tax Expenditure	Tax Abatements & Exemptions	901 RHODE ISLAND AVE NW # 302 WASHINGTON DC 20001	PHYLLIS WHEATLEY REDEVELOPMENT LLC	2	\$ 183,228
DMPED	Grants	AACWM ESCROW PAYMENT GRANT	The African American Civil War Museum	1	\$ 361,000

Appendix: FY25 Economic Development Expenditures Detail

DCPS	Expenditures on Contracts	ADAMS ES MODERNIZATION/RENOVATION	Consigli Keystone-Adams EC Joint Venture	1	\$ 39,631,216
DCPS	Expenditures on Contracts	ADAMS ES MODERNIZATION/RENOVATION	HILLIS CARNES CAP SVCS PLLC	1	\$ 120,007
DCPS	Expenditures on Contracts	ADAMS ES MODERNIZATION/RENOVATION	LIGHTBOX/BLUEFIN PARTNERS	1	\$ 35,865
DCPS	Expenditures on Contracts	AMIDON ES MODERNIZATION/RENOVATION	CHIARAMONTE CONSTRUCTION COMP	6	\$ 334,809
DCPS	Expenditures on Contracts	ANACOSTIA HS MODERNIZATION/RENOV	CITADEL DEVELOPEMENT LLC	8	\$ 46,591
DCPS	Expenditures on Contracts	ANNE M. GODING ES	CHIARAMONTE CONSTRUCTION COMP	6	\$ 66,046
DCPS	Expenditures on Contracts	ANNE M. GODING ES	GILBANE BUILDING CO.	6	\$ 50,000
Misc Funds	Revenue Bond Debt Service	Ballpark Revenue Bonds	Bondholders	8	\$ 65,528,808
DCPS	Expenditures on Contracts	BANCROFT ES ANNEX	BOWMAN CONSULTING GROUP LTD	1	\$ 798
DCPS	Expenditures on Contracts	BARD EARLY COLLEGE MODERNIZATION/RENOVAT	MCN BUILD INC.	8	\$ 1,026,280
DCPS	Expenditures on Contracts	BARNARD ES	GCS INC.	4	\$ 5,196,369
DCPS	Expenditures on Contracts	BARNARD ES	HILLIS CARNES CAP SVCS PLLC	4	\$ 10,291
DCHFA	Revenue Bond Issuance	Belmont Phase II	Gilbane, MED Developers, Equity Plus, Housing Help Plus	8	\$ 63,650,000
DCPS	Expenditures on Contracts	BRENT ES MODERNIZATION	BOWMAN CONSULTING GROUP LTD	6	\$ 1,654
DCPS	Expenditures on Contracts	BRENT ES MODERNIZATION	Smoot Construction Company of Washington	6	\$ 2,564,303
DCPS	Expenditures on Contracts	BROWNE EC MODERNIZATION	BOWMAN CONSULTING GROUP LTD	5	\$ 59,596
DCPS	Expenditures on Contracts	BROWNE EC MODERNIZATION	DMY CAPITOL LLC	5	\$ 56,602
DCPS	Expenditures on Contracts	BROWNE EC MODERNIZATION	LIGHTBOX/BLUEFIN PARTNERS	5	\$ 30,205
DCPS	Expenditures on Contracts	BROWNE EC MODERNIZATION	MCN BUILD INC.	5	\$ 37,723,139
Misc Funds	TIF Debt Service	Bryant Street	Bondholders	5	\$ 1,246,300
DCPS	Expenditures on Contracts	BURROUGHS ES MODERNIZATION/RENOVATION	GILBANE BUILDING CO.	5	\$ 1,450,921
DCPS	Expenditures on Contracts	BURRVILLE ES MODERNIZATION/RENOVATION	GCS INC.	7	\$ 521,320
DMPED	Grants	BUSINESS DEVELOPMENT AND STRATEGY	Greater Washington DC Black Chamber of Commerce	Multiple	\$ 360,000

Appendix: FY25 Economic Development Expenditures Detail

DMPED	Grants	BUSINESS DEVELOPMENT AND STRATEGY (SS)	BCG Holdings Inc	8	\$ 500,000
DMPED	Grants	BUSINESS DEVELOPMENT AND STRATEGY (SS)	City First Enterprises Inc	Multiple	\$ 1,500,000
DMPED	Grants	BUSINESS DEVELOPMENT AND STRATEGY (SS)	Festival Center	1	\$ 300,000
DMPED	Grants	BUSINESS DEVELOPMENT AND STRATEGY (SS)	Giant of Maryland LLC	8	\$ 1,800,000
DMPED	Grants	BUSINESS DEVELOPMENT AND STRATEGY (SS)	Golden Triangle BID Corporation	2	\$ 500,000
DMPED	Grants	BUSINESS DEVELOPMENT AND STRATEGY (SS)	Martha's Table	8	\$ 1,000,000
DMPED	Acquisition	Capital One Arena	DCALP	2	\$ 87,500,000
DCPS	Expenditures on Contracts	CENTER CITY MIDDLE SCHOOL	Chiaramonte-Davis a Joint Venture	2	\$ 1,535,516
Misc Funds	TIF Debt Service	City Market at O Street	Bondholders	2	\$ 2,811,631
Misc Funds	Revenue Bond Debt Service	Convention Center Bonds	Bondholders	2	\$ 30,965,254
DCPS	Expenditures on Contracts	COOLIDGE HS CAFETERIA ADDITION	BENNETT GROUP INC	4	\$ 4,794,422
DCPS	Expenditures on Contracts	COOLIDGE HS CAFETERIA ADDITION	MTI ENGINEERING AND TESTING	4	\$ 47,510
None- Tax Expenditure	Future Tax Abatements & Exemptions	DC Arena L.P	DC Arena L.P	2	\$ 262,896,844
DMPED	Grants	DC CENTER FOR THE LGBT COMMUNITY GRANT	Metro DC Community Center, Inc.	1	\$ 1,000,000
None- Tax Expenditure	Future Tax Abatements & Exemptions	DC Central Kitchen, Inc.	DC Central Kitchen, Inc.	6	\$ 2,289,999
DMPED	Grants	DC COMMUNITY ANCHOR PARTNERSHIP	The Coalition for Nonprofit Housing & Economic Development	2	\$ 400,000
DSLBD	Grants	DC Main Streets	AdMo BID	1	\$ 155,272
DSLBD	Grants	DC Main Streets	Anacostia BID	8	\$ 166,700
DSLBD	Grants	DC Main Streets	Barracks Row Main Street	Multiple	\$ 17,650
DSLBD	Grants	DC Main Streets	Barracks Row Main Street	Multiple	\$ 20,200
DSLBD	Grants	DC Main Streets	Barracks Row Main Street	6	\$ 123,577
DSLBD	Grants	DC Main Streets	Barracks Row Main Street	Multiple	\$ 183,413
DSLBD	Grants	DC Main Streets	Capitol Hill BID	6	\$ 141,030
DSLBD	Grants	DC Main Streets	Career Path DC	7	\$ 49,500
DSLBD	Grants	DC Main Streets	Career Path DC	5	\$ 49,500

Appendix: FY25 Economic Development Expenditures Detail

DSLBD	Grants	DC Main Streets	Career Path DC	5	\$ 110,160
DSLBD	Grants	DC Main Streets	Career Path DC	5	\$ 111,326
DSLBD	Grants	DC Main Streets	Career Path DC	4	\$ 114,326
DSLBD	Grants	DC Main Streets	Career Path DC	6	\$ 114,326
DSLBD	Grants	DC Main Streets	Career Path DC	4	\$ 116,778
DSLBD	Grants	DC Main Streets	Career Path DC	7	\$ 119,308
DSLBD	Grants	DC Main Streets	Career Path DC	4	\$ 120,182
DSLBD	Grants	DC Main Streets	Career Path DC	3	\$ 121,348
DSLBD	Grants	DC Main Streets	Career Path DC	5	\$ 122,778
DSLBD	Grants	DC Main Streets	Career Path DC	7	\$ 124,326
DSLBD	Grants	DC Main Streets	Career Path DC	5	\$ 135,326
DSLBD	Grants	DC Main Streets	Career Path DC	5	\$ 136,326
DSLBD	Grants	DC Main Streets	Career Path DC	5	\$ 149,326
DSLBD	Grants	DC Main Streets	Career Path DC	Multiple	\$ 224,326
DSLBD	Grants	DC Main Streets	Career Path DC	7	\$ 298,243
DSLBD	Grants	DC Main Streets	Career Path DC	8	\$ 311,168
DSLBD	Grants	DC Main Streets	Career Path DC	1	\$ 542,715
DSLBD	Grants	DC Main Streets	Clean Decisions	3	\$ 203,179
DSLBD	Grants	DC Main Streets	Congress Heights	8	\$ 113,160
DSLBD	Grants	DC Main Streets	Congress Heights	8	\$ 123,660
DSLBD	Grants	DC Main Streets	Congress Heights CTDC	8	\$ 17,650
DSLBD	Grants	DC Main Streets	Congress Heights CTDC	8	\$ 31,100
DSLBD	Grants	DC Main Streets	Congress Heights CTDC	8	\$ 134,660
DSLBD	Grants	DC Main Streets	Congress Heights CTDC	8	\$ 150,080
DSLBD	Grants	DC Main Streets	District Bridges	1	\$ 13,000
DSLBD	Grants	DC Main Streets	District Bridges	3	\$ 16,600
DSLBD	Grants	DC Main Streets	District Bridges	3	\$ 17,650
DSLBD	Grants	DC Main Streets	District Bridges	2	\$ 17,650
DSLBD	Grants	DC Main Streets	District Bridges	1	\$ 17,650
DSLBD	Grants	DC Main Streets	District Bridges	1	\$ 17,650

Appendix: FY25 Economic Development Expenditures Detail

DSLBD	Grants	DC Main Streets	District Bridges	2	\$ 20,200
DSLBD	Grants	DC Main Streets	District Bridges	1	\$ 27,400
DSLBD	Grants	DC Main Streets	District Bridges	1	\$ 27,400
DSLBD	Grants	DC Main Streets	District Bridges	3	\$ 150,080
DSLBD	Grants	DC Main Streets	District Bridges	3	\$ 150,080
DSLBD	Grants	DC Main Streets	District Bridges	1	\$ 150,080
DSLBD	Grants	DC Main Streets	District Bridges	2	\$ 150,080
DSLBD	Grants	DC Main Streets	District Bridges	1	\$ 150,080
DSLBD	Grants	DC Main Streets	District Bridges	1	\$ 150,080
DSLBD	Grants	DC Main Streets	Foggy Bottom Association	2	\$ 17,650
DSLBD	Grants	DC Main Streets	Foggy Bottom Association	2	\$ 175,000
DSLBD	Grants	DC Main Streets	Friends of Georgetown	2	\$ 17,650
DSLBD	Grants	DC Main Streets	Friends of Georgetown	2	\$ 31,100
DSLBD	Grants	DC Main Streets	Friends of Georgetown	2	\$ 150,080
DSLBD	Grants	DC Main Streets	Friends Of Rhode Island Ave NE	5	\$ 13,000
DSLBD	Grants	DC Main Streets	Friends Of Rhode Island Ave NE	5	\$ 16,600
DSLBD	Grants	DC Main Streets	Friends Of Rhode Island Ave NE	5	\$ 17,650
DSLBD	Grants	DC Main Streets	Friends Of Rhode Island Ave NE	5	\$ 17,650
DSLBD	Grants	DC Main Streets	Friends Of Rhode Island Ave NE	5	\$ 137,326
DSLBD	Grants	DC Main Streets	Friends Of Rhode Island Ave NE	5	\$ 150,080
DSLBD	Grants	DC Main Streets	Friends Of Rhode Island Ave NE	5	\$ 150,080
DSLBD	Grants	DC Main Streets	Glover Park Alliance	3	\$ 16,600
DSLBD	Grants	DC Main Streets	Glover Park Alliance	3	\$ 17,650
DSLBD	Grants	DC Main Streets	Glover Park Alliance	3	\$ 150,080
DSLBD	Grants	DC Main Streets	H Street Main Street	7	\$ 13,000
DSLBD	Grants	DC Main Streets	H Street Main Street	Multiple	\$ 17,650
DSLBD	Grants	DC Main Streets	H Street Main Street	7	\$ 17,650
DSLBD	Grants	DC Main Streets	H Street Main Street	Multiple	\$ 23,800
DSLBD	Grants	DC Main Streets	H Street Main Street	5	\$ 142,050
DSLBD	Grants	DC Main Streets	H Street Main Street	Multiple	\$ 144,200

Appendix: FY25 Economic Development Expenditures Detail

DSLBD	Grants	DC Main Streets	H Street Main Street	7	\$ 150,080
DSLBD	Grants	DC Main Streets	H Street Main Street	Multiple	\$ 183,413
DSLBD	Grants	DC Main Streets	Historic Dupont Circle Main Streets Inc	Multiple	\$ 17,650
DSLBD	Grants	DC Main Streets	Historic Dupont Circle Main Streets Inc	3	\$ 17,650
DSLBD	Grants	DC Main Streets	Historic Dupont Circle Main Streets Inc	Multiple	\$ 40,000
DSLBD	Grants	DC Main Streets	Historic Dupont Circle Main Streets Inc	Multiple	\$ 150,080
DSLBD	Grants	DC Main Streets	Historic Dupont Circle Main Streets Inc	3	\$ 150,080
DSLBD	Grants	DC Main Streets	Historic Dupont Circle Main Streets Inc	2	\$ 184,200
DSLBD	Grants	DC Main Streets	Marshall Heights CDO	7	\$ 17,650
DSLBD	Grants	DC Main Streets	Marshall Heights CDO	7	\$ 17,650
DSLBD	Grants	DC Main Streets	Marshall Heights CDO	7	\$ 27,400
DSLBD	Grants	DC Main Streets	Marshall Heights CDO	7	\$ 104,506
DSLBD	Grants	DC Main Streets	Marshall Heights CDO	7	\$ 150,080
DSLBD	Grants	DC Main Streets	Marshall Heights CDO	7	\$ 150,080
DSLBD	Grants	DC Main Streets	Merchant Row Association	6	\$ 183,413
DSLBD	Grants	DC Main Streets	Merchant Row Association	6	\$ 17,650
DSLBD	Grants	DC Main Streets	Merchant Row Association	6	\$ 20,200
DSLBD	Grants	DC Main Streets	Mt Vernon BID	Multiple	\$ 147,406
DSLBD	Grants	DC Main Streets	Palisades Citizen Association	3	\$ 17,650
DSLBD	Grants	DC Main Streets	Palisades Citizen Association	3	\$ 150,080
DSLBD	Grants	DC Main Streets	SB WORKS	4	\$ 17,650
DSLBD	Grants	DC Main Streets	SB WORKS	4	\$ 150,080
DSLBD	Grants	DC Main Streets	Shaw Main Streets Inc	Multiple	\$ 17,650
DSLBD	Grants	DC Main Streets	Shaw Main Streets Inc	Multiple	\$ 31,100
DSLBD	Grants	DC Main Streets	Shaw Main Streets Inc	Multiple	\$ 248,031
DSLBD	Grants	DC Main Streets	Shaw Main Streets Inc	Multiple	\$ 150,080
DSLBD	Grants	DC Main Streets	SONG	5	\$ 172,200

Appendix: FY25 Economic Development Expenditures Detail

DSLBD	Grants	DC Main Streets	SONG	5	\$ 184,128
DSLBD	Grants	DC Main Streets	SONG	5	\$ 211,326
DSLBD	Grants	DC Main Streets	SONG	3	\$ 218,241
DSLBD	Grants	DC Main Streets	SONG	4	\$ 220,241
DSLBD	Grants	DC Main Streets	SONG	2	\$ 313,125
DSLBD	Grants	DC Main Streets	SONG	5	\$ 381,168
DSLBD	Grants	DC Main Streets	SONG	1	\$ 430,491
DSLBD	Grants	DC Main Streets	Tenleytown Group Inc	3	\$ 17,650
DSLBD	Grants	DC Main Streets	Tenleytown Group Inc	3	\$ 27,400
DSLBD	Grants	DC Main Streets	Tenleytown Group Inc	3	\$ 150,080
DSLBD	Grants	DC Main Streets	The Greater Washington Urban League, Inc	Multiple	\$ 150,080
DSLBD	Grants	DC Main Streets	Uptown Community Initiative	4	\$ 17,650
DSLBD	Grants	DC Main Streets	Uptown Community Initiative	4	\$ 17,650
DSLBD	Grants	DC Main Streets	Uptown Community Initiative	4	\$ 20,200
DSLBD	Grants	DC Main Streets	Uptown Community Initiative	4	\$ 27,400
DSLBD	Grants	DC Main Streets	Uptown Community Initiative	4	\$ 150,080
DSLBD	Grants	DC Main Streets	Uptown Community Initiative	4	\$ 150,080
DSLBD	Grants	DC Main Streets	Van Ness Group Inc	3	\$ 17,650
DSLBD	Grants	DC Main Streets	Van Ness Group Inc	3	\$ 150,080
DCPS	Expenditures on Contracts	DEAL JHS-MODERNIZATION/RENOVATION	CHIARAMONTE CONSTRUCTION COMP	3	\$ 1,111,707
DCPL	Expenditures on Contracts	DEANWOOD LIBRARY	KUTAK ROCK LLP	7	\$ 79,820
DMPED	Expenditures on Contracts	DEVELOPMENT FINANCING	BRAILS福德 & DUNLAVEY	2	\$ 117,842
DMPED	Expenditures on Contracts	DEVELOPMENT FINANCING	DC ARENA LIMITED PARTNERSHIP	2	\$ 80,350,967
DMPED	Expenditures on Contracts	DEVELOPMENT FINANCING	DC HOUSING AUTHORITY	Multiple	\$ 20,242,595
DMPED	Expenditures on Contracts	DEVELOPMENT FINANCING	HEP CONSTRUCTION	4	\$ 33,417
DMPED	Expenditures on Contracts	DEVELOPMENT FINANCING	JACOBS ENGINEERING GROUP INC.	8	\$ 2,147,498
DMPED	Expenditures on Contracts	DEVELOPMENT FINANCING	MOFFATT & NICHOL	7	\$ 342,404
DMPED	Expenditures on Contracts	DEVELOPMENT FINANCING	U.S. Bank Trust Company Nation	7	\$ 16,621,608
DHCD	Loans	DEVELOPMENT FINANCING	JUBILEE HOUSING INC.	1	\$ 1,400,000

Appendix: FY25 Economic Development Expenditures Detail

DHCD	Loans	DEVELOPMENT FINANCING	MHP WW Apartments LLC	8	\$ 3,357,526
DHCD	Loans	DEVELOPMENT FINANCING	The NHP Foundation	8	\$ 48,084
DHCD	Loans	DEVELOPMENT FINANCING	VER PRESERVATION PARTNERS LLC	8	\$ 5,168,125
DCPS	Expenditures on Contracts	DOROTHY HEIGHT ES MODERNIZATION	BOWMAN CONSULTING GROUP LTD	4	\$ 13,304
DCPS	Expenditures on Contracts	DOROTHY HEIGHT ES MODERNIZATION	GCS SIGAL-Grunley Joint Venture	4	\$ 3,853,530
DMPED	Grants	DOWNTOWN BID SUMMER ACTIVATIONS	Downtown BID	6	\$ 2,000,000
DCPS	Expenditures on Contracts	DREW ES MODERNIZATION/RENOVATION	Gilbane Building Company Corenic A Joint	7	\$ 769,188
DMPED	Revenue Bond Issuance	Education	Catholic University	5	\$ 154,920,000
DMPED	Revenue Bond Issuance	Education	Georgetown University	2	\$ 675,000,000
DMPED	Revenue Bond Issuance	Education	Maret School	3	\$ 12,300,000
DMPED	Revenue Bond Issuance	Education	Sojourner Truth PCD	5	\$ 40,000,000
DMPED	Grants	EMERGING RETAIL INITIATIVE	Merchant Row Association	2	\$ 20,000
DMPED	Grants	EMERGING RETAIL INITIATIVE	Newton Media Group, LLC	Multiple	\$ 20,000
DHCD	Grants	FAÇADE	BARRACKS ROW MAINSTREET	6	\$ 126,327
DHCD	Grants	FAÇADE	Friends Of Rhode Island Ave NE	5	\$ 167,065
DHCD	Grants	FAÇADE	SB WORKS	Multiple	\$ 550,261
DMPED	Grants	FAMILY FUN DESTINATIONS	National Building Museum	Multiple	\$ 140,000
DCPS	Expenditures on Contracts	FRANCIS/STEVENS ES MODERNIZATION/RENOVAT	BOWMAN CONSULTING GROUP LTD	2	\$ 7,453
DCPS	Expenditures on Contracts	FRANCIS/STEVENS ES MODERNIZATION/RENOVAT	LIGHTBOX/BLUEFIN PARTNERS	2	\$ 3,945
DCPS	Expenditures on Contracts	FRANCIS/STEVENS ES MODERNIZATION/RENOVAT	MCN BUILD INC.	2	\$ 3,234,662
Misc Funds	TIF Debt Service	Gallery Place	Bondholders	2	\$ 3,486,250
DCPS	Expenditures on Contracts	GARFIELD ES RENOVATION/MODERNIZATION	MCN BUILD INC.	8	\$ 3,750,026
DMPED	Acquisition	Georgia Ave - OEC 22	Neighborhood Development Company	4	\$ 2,800,000
None- Tax Expenditure	Tax Abatements & Exemptions	GEORGIA AVE NW WASHINGTON DC 20012	ABRAMS HALL SENIOR LP	4	\$ 851,466
Misc Funds	TIF Debt Service	Georgia Avenue CVS	Bondholders	4	\$ 112,430
DMPED	Grants	GREAT STREETS RETAIL GRANT	AKG Enterprise	Multiple	\$ 85,000

Appendix: FY25 Economic Development Expenditures Detail

DMPED	Grants	GREAT STREETS RETAIL GRANT	Newton Media Group, LLC	8	\$ 65,000
DCPS	Expenditures on Contracts	GREEN ES MODERNIZATION/RENOVATION	GCS INC.	8	\$ 14,423,618
DCPS	Expenditures on Contracts	GREEN ES MODERNIZATION/RENOVATION	HILLIS CARNES CAP SVCS PLLC	8	\$ 40,176
DCPS	Expenditures on Contracts	GREEN ES MODERNIZATION/RENOVATION	LIGHTBOX/BLUEFIN PARTNERS	8	\$ 3,632
DMPED	Grants	GROWTH FUND	Current Surgical Inc.	4	\$ 100,000
DMPED	Grants	GROWTH FUND	EpimoniPharma, Inc.	2	\$ 100,000
DMPED	Grants	GROWTH FUND	EQN Outsourced Services USA INC	2	\$ 115,000
DMPED	Grants	GROWTH FUND	ITScybersecurity LLC	2	\$ 115,000
DMPED	Grants	GWHCC GRANT	Greater Washington Hispanic Chamber of Commerce Inc.	2	\$ 125,000
DCPS	Expenditures on Contracts	HARDY MS MODERNIZATION	ATMOS SOLUTIONS INC.	3	\$ 29,225
DCPS	Expenditures on Contracts	HARDY MS MODERNIZATION	CITADEL DEVELOPEMENT LLC	3	\$ 15,129
DCPS	Expenditures on Contracts	HARDY MS MODERNIZATION	PAIGE INDUSTRIAL SERVICES, INC	3	\$ 103,041
DCHFA	Revenue Bond Issuance	Harvard Court Apartments	The NHP Foundation	1	\$ 48,265,000
DMPED	Grants	HISPANIC CONTRACTORS ASSOCIATION GRANT	DC Hispanic Contractors Association	2	\$ 75,000
DHCD	Loans	Housing Preservation Fund	CIP	2	\$ 1,875,000
DHCD	Loans	Housing Preservation Fund	LIIF	1	\$ 965,957
DHCD	Loans	Housing Preservation Fund	LISC	6	\$ 425,000
DHCD	Loans	Housing Preservation Fund	LISC	3	\$ 1,282,500
DHCD	Loans	Housing Preservation Fund	LISC	2	\$ 1,937,500
DHCD	Grants	Housing Production Trust Fund	14M Walter Reed	4	\$ 553,919
DHCD	Grants	Housing Production Trust Fund	2nd Coop	4	\$ 189,155
DHCD	Grants	Housing Production Trust Fund	555 Senior Apartments	6	\$ 244,906
DHCD	Grants	Housing Production Trust Fund	800 Southern Ave (Park Southern)	8	\$ 2,337,138
DHCD	Grants	Housing Production Trust Fund	950 Eastern Avenue NE	7	\$ 1,000,000
DHCD	Grants	Housing Production Trust Fund	Atlantic Gardens	8	\$ 899,259
DHCD	Grants	Housing Production Trust Fund	Atlantic Terrace	8	\$ 1,358,728
DHCD	Grants	Housing Production Trust Fund	Beacon Center Housing	4	\$ 121,036
DHCD	Grants	Housing Production Trust Fund	Ben-E Cooperative	7	\$ 237,434

Appendix: FY25 Economic Development Expenditures Detail

DHCD	Grants	Housing Production Trust Fund	Boundary Stone Flats (Kenilworth Ave Apt)	7	\$ 3,728,162
DHCD	Grants	Housing Production Trust Fund	Bowling Green Apartments Limited Partnership DBA Royal Courts Apartments	8	\$ 1,602,282
DHCD	Grants	Housing Production Trust Fund	Cascade Park Phase I	8	\$ 174,915
DHCD	Grants	Housing Production Trust Fund	Crescent Park Village	8	\$ 676,786
DHCD	Grants	Housing Production Trust Fund	Dahlgreen Courts	5	\$ 1,018,463
DHCD	Grants	Housing Production Trust Fund	Fairlawn Marshall	7	\$ 377,610
DHCD	Grants	Housing Production Trust Fund	Girard House	1	\$ 1,179,160
DHCD	Grants	Housing Production Trust Fund	Hanover	8	\$ 618,327
DHCD	Grants	Housing Production Trust Fund	Maple View Flats	8	\$ 1,849,454
DHCD	Grants	Housing Production Trust Fund	Matthew Memorial Terrace	8	\$ 403,813
DHCD	Grants	Housing Production Trust Fund	Mayfair Mansions III	7	\$ 500,000
DHCD	Grants	Housing Production Trust Fund	North Capitol Commons LP Bridge Loan 2024	6	\$ 1,446,917
DHCD	Grants	Housing Production Trust Fund	Overlook at Oxon Run	8	\$ 2,000,000
DHCD	Grants	Housing Production Trust Fund	Oxford Manor	8	\$ 4,000,000
DHCD	Grants	Housing Production Trust Fund	Plaza West	2	\$ 1,162,080
DHCD	Grants	Housing Production Trust Fund	RANDLE HILL LLC	8	\$ 2,335,679
DHCD	Grants	Housing Production Trust Fund	Savannah Heights	8	\$ 773,280
DHCD	Grants	Housing Production Trust Fund	SOME 1435 Spring Road	4	\$ 578,041
DHCD	Grants	Housing Production Trust Fund	SOME Scattered Site 1	8	\$ 642,733
DHCD	Grants	Housing Production Trust Fund	SOME Scattered Site 2	8	\$ 421,092
DHCD	Grants	Housing Production Trust Fund	Takoma Spring Place	4	\$ 647,958
DHCD	Grants	Housing Production Trust Fund	The Appleton at Spring Flats	4	\$ 262,140
DHCD	Grants	Housing Production Trust Fund	The Atrium	7	\$ 1,029,781
DHCD	Grants	Housing Production Trust Fund	The Brightwood Communities	4	\$ 267,003
DHCD	Grants	Housing Production Trust Fund	The Grays on Pennsylvania	7	\$ 4,695,309
DHCD	Grants	Housing Production Trust Fund	The Homestead	4	\$ 180,142
DHCD	Grants	Housing Production Trust Fund	The Kingston Apts	4	\$ 136,785
DHCD	Grants	Housing Production Trust Fund	The Robeson at Spring Flats	4	\$ 383,640

Appendix: FY25 Economic Development Expenditures Detail

DHCD	Grants	Housing Production Trust Fund	Three Tree Flats	4	\$ 797,524
DHCD	Grants	Housing Production Trust Fund	Trinity Plaza	8	\$ 608,668
DHCD	Grants	Housing Production Trust Fund	Tyler House Apartments	6	\$ 2,413,535
DHCD	Grants	Housing Production Trust Fund	Unity Cooperative	4	\$ 353,970
DHCD	Loans	Housing Production Trust Fund	1109 Congress Street	6	\$ 20,405,461
DHCD	Loans	Housing Production Trust Fund	2911 Rhode Island Avenue	5	\$ 5,703,773
DHCD	Loans	Housing Production Trust Fund	49-53 MISSOURI AVENUE NW LLC	4	\$ 114,403
DHCD	Loans	Housing Production Trust Fund	5610 Colorado Avenue Cooperative	4	\$ 604,783
DHCD	Loans	Housing Production Trust Fund	ALABAMA APARTMENTS OWNER LLC	8	\$ 307,004
DHCD	Loans	Housing Production Trust Fund	Belmont Crossing Phase 1A	8	\$ 14,746,840
DHCD	Loans	Housing Production Trust Fund	Belmont Phase 2	8	\$ 30,515,288
DHCD	Loans	Housing Production Trust Fund	Cascade Park 2019 9%	8	\$ 2,455,466
DHCD	Loans	Housing Production Trust Fund	Clara on Martin Luther King	8	\$ 626,274
DHCD	Loans	Housing Production Trust Fund	Dix Street Residences LLC	7	\$ 1,488,575
DHCD	Loans	Housing Production Trust Fund	ECD Edgewood Commons 5 LP	4	\$ 14,323,391
DHCD	Loans	Housing Production Trust Fund	FLORIDA AVENUE APARTMENTS LLC	6	\$ 17,458,063
DHCD	Loans	Housing Production Trust Fund	Fort Totten Senior	4	\$ 579,053
DHCD	Loans	Housing Production Trust Fund	Harvard Court Apartments	8	\$ 9,512,903
DHCD	Loans	Housing Production Trust Fund	Hope View Apartments	8	\$ 4,828,943
DHCD	Loans	Housing Production Trust Fund	HR Crawford Gardens	7	\$ 9,006,484
DHCD	Loans	Housing Production Trust Fund	Jubilee Euckal	1	\$ 1,896,281
DHCD	Loans	Housing Production Trust Fund	Kenilworth 166 Phase 1	7	\$ 1,175,194
DHCD	Loans	Housing Production Trust Fund	Lisner Senior	3	\$ 2,123,772
DHCD	Loans	Housing Production Trust Fund	Ridgecrest Phase 2	8	\$ 4,744,696
DHCD	Loans	Housing Production Trust Fund	Ridgecrest Village Apartments	8	\$ 1,478,872
DHCD	Loans	Housing Production Trust Fund	SOME 1515 North Capitol	5	\$ 522,071
DHCD	Loans	Housing Production Trust Fund	Terrace Manor Apartments	8	\$ 277,829
DHCD	Loans	Housing Production Trust Fund	Villages of East River	8	\$ 1,532,838

Appendix: FY25 Economic Development Expenditures Detail

DHCD	Loans	Housing Production Trust Fund	Wagner Senior	8	\$ 4,534,794
DHCD	Loans	Housing Production Trust Fund	Wesley Hawaii	5	\$ 8,790,691
DHCD	Loans	Housing Production Trust Fund	Wilhelmina Rolark at Congress Heights Metro	8	\$ 500,000
Misc Funds	Revenue Bond Debt Service	Housing Production Trust Fund	Bondholders	Multiple	\$ 1,718,738
None- Tax Expenditure	District Tax Credits	Income Tax Credits: QHTCs	Companies - 23 Total	Multiple	\$ 2,868,430
DCPS	Expenditures on Contracts	JACKSON-REED HS RENOVATION	CITADEL DEVELOPEMENT LLC	3	\$ 95,712
DCPS	Expenditures on Contracts	JO WILSON ES MODERNIZATION/RENOVATION	Chiaromonte-Davis a Joint Venture	6	\$ 11,700,047
DCPS	Expenditures on Contracts	JO WILSON ES MODERNIZATION/RENOVATION	JACOBS ENGINEERING GROUP INC.	6	\$ 12,859
DCPS	Expenditures on Contracts	JO WILSON ES MODERNIZATION/RENOVATION	LIGHTBOX/BLUEFIN PARTNERS	6	\$ 13,591
DCPS	Expenditures on Contracts	JO WILSON ES MODERNIZATION/RENOVATION	SOIL AND LAND USE TECHNOLOGY	6	\$ 40,017
DCPS	Expenditures on Contracts	JOHNSON MS RENOVATION/MODERNIZATION	KADCON CORPORATION	8	\$ 90,759
DCPS	Expenditures on Contracts	KENILWORTH RENO(MULTIPURPOSE RM ADDITION)	BENNETT GROUP INC	7	\$ 4,435,254
DCPS	Expenditures on Contracts	KENILWORTH RENO(MULTIPURPOSE RM ADDITION)	MTI ENGINEERING AND TESTING	7	\$ 20,030
DCPS	Expenditures on Contracts	KETCHAM ES MODERNIZATION/RENOVATION	CHIARAMONTE CONSTRUCTION COMP	8	\$ 373,084
DCPS	Expenditures on Contracts	LANGDON ES MODERNIZATION/RENOVATION	CITADEL DEVELOPEMENT LLC	5	\$ 31,185
DCPS	Expenditures on Contracts	LECKIE EC MODERNIZATION/RENOVATION	DMY CAPITOL LLC	8	\$ 59,162
DCPS	Expenditures on Contracts	LECKIE EC MODERNIZATION/RENOVATION	KEYSTONE PLUS CONSTRUCTION COR	8	\$ 8,444,799
DCPS	Expenditures on Contracts	LUDLOW-TAYLOR ES MODERNIZATION/RENOVATIO	DMY CAPITOL LLC	6	\$ 35,961
DCPS	Expenditures on Contracts	LUDLOW-TAYLOR ES MODERNIZATION/RENOVATIO	KEYSTONE PLUS CONSTRUCTION COR	6	\$ 1,524,581
DCPS	Expenditures on Contracts	MAC ARTHUR HIGH SCHOOL	BOWMAN CONSULTING GROUP LTD	3	\$ 2,927
DCPS	Expenditures on Contracts	MAC ARTHUR HIGH SCHOOL	MCN BUILD INC.	3	\$ 39,551,059
DCPS	Expenditures on Contracts	MAC ARTHUR HIGH SCHOOL	Shapiro sher guinot & sandler, p.a.	3	\$ 910,593

Appendix: FY25 Economic Development Expenditures Detail

DOES	Grants	MARION BARRY SUMMER YOUTH EMPLOYMENT PROGRAM	BUILDWITHIN, INC	2	\$ 75,000
DOES	Grants	MARION BARRY SUMMER YOUTH EMPLOYMENT PROGRAM	CAPITAL YOUTH EMPOWERMENT	Multiple	\$ 210,000
DOES	Grants	MARION BARRY SUMMER YOUTH EMPLOYMENT PROGRAM	CAROLINA CANYON CORPORATION	2	\$ 220,000
DOES	Grants	MARION BARRY SUMMER YOUTH EMPLOYMENT PROGRAM	CENTER FOR INNOVATION RESEARC	2	\$ 235,000
DOES	Grants	MARION BARRY SUMMER YOUTH EMPLOYMENT PROGRAM	DOLLS AND DREAMS INC	Multiple	\$ 120,000
DOES	Grants	MARION BARRY SUMMER YOUTH EMPLOYMENT PROGRAM	DRAMATIC SOLUTIONS, INC.	2	\$ 310,000
DOES	Grants	MARION BARRY SUMMER YOUTH EMPLOYMENT PROGRAM	JMG PRODUCTIONS INC	2	\$ 150,000
DOES	Grants	MARION BARRY SUMMER YOUTH EMPLOYMENT PROGRAM	Ragas Consulting LLC	Multiple	\$ 49,500
DOES	Grants	MARION BARRY SUMMER YOUTH EMPLOYMENT PROGRAM	THE COLLEGE GURL FOUNDATION	5	\$ 275,000
DOES	Grants	MARION BARRY SUMMER YOUTH EMPLOYMENT PROGRAM	Young Doctors Project	8	\$ 150,000
DOES	Grants	MARION BARRY SUMMER YOUTH EMPLOYMENT PROGRAM	YOUTH ENTREPRENEUR INSTITUTE	Multiple	\$ 150,000
DCPS	Expenditures on Contracts	MARTIN LUTHER KING ES MODERNIZATION	MCN BUILD INC.	8	\$ 2,817,699
DCPL	Expenditures on Contracts	MARTIN LUTHER KING JR. MEMORIAL CENTRAL	NORTH ARROW INC	2	\$ 8,565
DCPL	Expenditures on Contracts	MARTIN LUTHER KING JR. MEMORIAL CENTRAL	RSC ELECTRICAL AND MECHANIC	2	\$ 248,346
DCPS	Expenditures on Contracts	MINER ES- MODERNIZATION/RENOVATION	CHIARAMONTE CONSTRUCTION COMP	7	\$ 1,644,124
None- Tax Expenditure	Tax Abatements & Exemptions	Multiple Units	VER PRESERVATION PARTNERS LLC	Multiple	\$ 126,661
DMPED	Grants	NEW COMMUNITIES INITIATIVES	FAR Southeast Family Strengthening Collaborative	8	\$ 375,000
DMPED	Grants	NEW COMMUNITIES INITIATIVES	Homes for Hope Inc	7	\$ 157,500
DCHE	Federal Tax Credits	New Market Tax Credits	Cedar Charter School	8	\$ 8,000,000
DCHE	Federal Tax Credits	New Market Tax Credits	Volunteers of America	6	\$ 15,500,000
None- Tax Expenditure	Future Tax Abatements & Exemptions	Nonprofit Solar Tax Exemption Amendment Act of 2025	Nonprofit Solar Tax Exemption Amendment Act of 2025	Multiple	\$ 112,000

Appendix: FY25 Economic Development Expenditures Detail

None- Tax Expenditure	Future Tax Abatements & Exemptions	Nonprofit Workforce Housing Properties Tax Exemption Act	Nonprofit Workforce Housing Properties Tax Exemption Act	Multiple	\$ 2,694,000
DSLBD	Grants	Other Grants	EatsPlace	Multiple	\$ 110,000
DSLBD	Grants	Other Grants	LifeAsset	Multiple	\$ 187,339
DSLBD	Grants	Other Grants	Ragas Consulting LLC	Multiple	\$ 60,000
DSLBD	Grants	Other Grants	Talentology LLC	Multiple	\$ 175,000
DCPL	Expenditures on Contracts	PARKLANDS TURNER COMMUNITY CAMPUS	TURNER CONSTRUCTION COMPANY	8	\$ 2,063,731
DCPL	Expenditures on Contracts	PETWORTH LIBRARY	CHIARAMONTE CONSTRUCTION COMP	4	\$ 283,377
DCPS	Expenditures on Contracts	PLUMMER ES RENOVATION/MODERNIZATION	ATMOS SOLUTIONS INC.	7	\$ 3,341,915
DHCD	Grants	PRESERVATION	Capital Impact Partners	Multiple	\$ 1,167,700
DHCD	Grants	PRESERVATION	Local Initiatives Support Corp	Multiple	\$ 1,070,100
DHCD	Grants	PRESERVATION	Low Income Investment Fund	Multiple	\$ 261,200
None- Tax Expenditure	Future Tax Abatements & Exemptions	Prince Hall Free & Accepted Mason and Order of the Eastern Star Charitable Educational Foundation	Prince Hall Free & Accepted Mason and Order of the Eastern Star Charitable Educational Foundation	1	\$ 10,771,300
None- Tax Expenditure	Future Tax Abatements & Exemptions	Pro-Football LLC	Pro-Football LLC	7	\$ 1,482,200,000
None- Tax Expenditure	Tax Abatements & Exemptions	Qualified Supermarket (Mom's Organic Market 1501 New York Avenue NE)	Jemal's Hecht's LLC	5	\$ 75,023
None- Tax Expenditure	Tax Abatements & Exemptions	Qualified Supermarket (Whole Foods 7130 12th ST NW)	The Hartley Owner LLC	4	\$ 447,784
None- Tax Expenditure	Tax Abatements & Exemptions	Qualified Supermarkets (Materails Used in Development)	(Aggregate)	Multiple	\$ 273,668
None- Tax Expenditure	Tax Abatements & Exemptions	Qualified Supermarkets (Personal Property)	(Aggregate)	Multiple	\$ 177,624
DCPS	Expenditures on Contracts	RAYMOND ES MODERNIZATION/RENOVATION	MCN BUILD INC.	4	\$ 117,692
None- Tax Expenditure	Future Tax Abatements & Exemptions	Reservoir District Tax Exemption	LDP Holdings	5	\$ 57,038,000.00
DMPED	Grants	RESILIENT FOOD FUND	Capital Impact Partners	Multiple	\$ 360,161
Misc Funds	TIF Debt Service	Reunion Square	Bondholders	8	\$ 374,323
DCHFA	Revenue Bond Issuance	S Street Villages	Manna Inc.	2	\$ 35,835,000
DCPS	Expenditures on Contracts	SEATON ES MODERNIZATION/RENOVATION	GCS INC.	2	\$ 406,027

Appendix: FY25 Economic Development Expenditures Detail

DHCD	Expenditures on Contracts	SINGLE FAMILY REHABILITATION	1 REGAL ENTERPRISE LLC	Multiple	\$ 46,944
DHCD	Expenditures on Contracts	SINGLE FAMILY REHABILITATION	1 REGAL ENTERPRISE LLC	Multiple	\$ 287,180
DHCD	Expenditures on Contracts	SINGLE FAMILY REHABILITATION	ATMOS SOLUTIONS INC.	Multiple	\$ 99,552
DHCD	Expenditures on Contracts	SINGLE FAMILY REHABILITATION	ATMOS SOLUTIONS INC.	Multiple	\$ 384,066
DHCD	Expenditures on Contracts	SINGLE FAMILY REHABILITATION	CITADEL DEVELOPEMENT LLC	Multiple	\$ 130,807
DHCD	Expenditures on Contracts	SINGLE FAMILY REHABILITATION	CITADEL DEVELOPEMENT LLC	Multiple	\$ 362,732
DHCD	Expenditures on Contracts	SINGLE FAMILY REHABILITATION	CLARKSON SYSTEMS AND ANALYSES	Multiple	\$ 128,678
DHCD	Expenditures on Contracts	SINGLE FAMILY REHABILITATION	HEP CONSTRUCTION	Multiple	\$ 71,078
DHCD	Expenditures on Contracts	SINGLE FAMILY REHABILITATION	HRGM Corporation	Multiple	\$ 119,154
DHCD	Expenditures on Contracts	SINGLE FAMILY REHABILITATION	I S ENTERPRISES INC	Multiple	\$ 84,368
DHCD	Expenditures on Contracts	SINGLE FAMILY REHABILITATION	I S ENTERPRISES INC	Multiple	\$ 89,684
DHCD	Expenditures on Contracts	SINGLE FAMILY REHABILITATION	INTERCONTINENTAL BUILD	Multiple	\$ 68,522
DHCD	Expenditures on Contracts	SINGLE FAMILY REHABILITATION	INTERCONTINENTAL BUILD	Multiple	\$ 759,407
DHCD	Expenditures on Contracts	SINGLE FAMILY REHABILITATION	KEYSTONE PLUS CONSTRUCTION COR	Multiple	\$ 85,513
DHCD	Expenditures on Contracts	SINGLE FAMILY REHABILITATION	LEONE TECH LLC dba LEONE CONSTRUCTION	Multiple	\$ 20,899
Misc Funds	TIF Debt Service	Skyland	Bondholders	7	\$ 1,352,697
DHCD	Grants	SMALL BUILDINGS PROGRAM	1 REGAL ENTERPRISE LLC	7	\$ 272,200
DHCD	Grants	SMALL BUILDINGS PROGRAM	1 REGAL ENTERPRISE LLC	4	\$ 439,905
DHCD	Grants	SMALL BUILDINGS PROGRAM	Blue Skye Development, llc	7	\$ 332,242
DHCD	Grants	SMALL BUILDINGS PROGRAM	LEONE TECH LLC dba LEONE CONSTRUCTION	6	\$ 571,619
DHCD	Grants	SMALL BUSINESS TECHNICAL ASSISTANCE	ANACOSTIA ECONOMIC DEVELOPMENT	Multiple	\$ 250,000
DHCD	Grants	SMALL BUSINESS TECHNICAL ASSISTANCE	ARCH DEVELOPMENT CORPORATION	Multiple	\$ 266,037
DHCD	Grants	SMALL BUSINESS TECHNICAL ASSISTANCE	CONGRESS HEIGHTS TRAINING	Multiple	\$ 474,047
DHCD	Grants	SMALL BUSINESS TECHNICAL ASSISTANCE	District Bridges	Multiple	\$ 300,000
DHCD	Grants	SMALL BUSINESS TECHNICAL ASSISTANCE	Friends Of Rhode Island Ave NE	Multiple	\$ 80,000
DHCD	Grants	SMALL BUSINESS TECHNICAL ASSISTANCE	GREATER WASHINGTON HISPANIC CHAMBER OF COMMERCE	Multiple	\$ 141,020
DHCD	Grants	SMALL BUSINESS TECHNICAL ASSISTANCE	H Street Main Street	Multiple	\$ 40,000

Appendix: FY25 Economic Development Expenditures Detail

DHCD	Grants	SMALL BUSINESS TECHNICAL ASSISTANCE	LATINO ECONOMIC DEVELOPMENT	Multiple	\$ 698,796
DHCD	Grants	SMALL BUSINESS TECHNICAL ASSISTANCE	LIFE ASSET INC	Multiple	\$ 218,102
DHCD	Grants	SMALL BUSINESS TECHNICAL ASSISTANCE	Marshall Heights CDO	Multiple	\$ 269,435
DHCD	Grants	SMALL BUSINESS TECHNICAL ASSISTANCE	SB WORKS	Multiple	\$ 319,698
DHCD	Grants	SMALL BUSINESS TECHNICAL ASSISTANCE	WASHINGTON AREA COMMUNITY INVESTMENT FUND\	Multiple	\$ 754,508
None- Tax Expenditure	District Tax Credits	Small Retailer Property Tax Relief Credit	Companies - 558 Total	Multiple	\$ 2,558,516
DCPS	Expenditures on Contracts	SMOTHERS ES MODERNIZATION/RENOVATION	CHIARAMONTE/COAKLEY & WILLIAMS	7	\$ 88,652
Misc Funds	PILOT Debt Service	Southeast Federal Center "Foundry Lofts"	Bondholders	8	\$ 397,849
Misc Funds	PILOT Debt Service	Southeast Federal Center "The Yards"	Bondholders	8	\$ 13,096,277
DCPL	Expenditures on Contracts	SOUTHEAST LIBRARY	ECS MID-ATLANTIC, LLC	6	\$ 164,133
DCPL	Expenditures on Contracts	SOUTHEAST LIBRARY	WASHINGTON GAS LIGHT COMP	6	\$ 240,000
DCPL	Expenditures on Contracts	SOUTHEAST LIBRARY	WHITING-TURNER CONTRACTING CO	6	\$ 995,888
DCPL	Expenditures on Contracts	SOUTHEAST LIBRARY	WHITING-TURNER CONTRACTING CO	6	\$ 14,742,393
Misc Funds	TIF Debt Service	Southwest Waterfront Project (The Wharf)	Bondholders	6	\$ 127,780,381
DCPS	Expenditures on Contracts	STAY @ GARNET-PATTERSON	BENNETT GROUP INC	1	\$ 20,849
DCPS	Expenditures on Contracts	STAY @ GARNET-PATTERSON	NORTH ARROW INC	1	\$ 78,616
DCPS	Expenditures on Contracts	STAY @ GARNET-PATTERSON	PROTEC CONSTRUCTION INC.	1	\$ 326,746
DCPS	Expenditures on Contracts	STODDERT ES MODERNIZATION/RENOVATION	CHIARAMONTE CONSTRUCTION COMP	3	\$ 9,773,743
DCPS	Expenditures on Contracts	STUART HOBSON MS RENOVATION	J L Terrell Construction, LLC	6	\$ 425,577
DMPED	Grants	TECH INCUBATOR	Capital Factory Properties, LLC	5	\$ 1,500,000
DCPS	Expenditures on Contracts	THOMAS ES-MODERNIZATION/RENOV	BOWMAN CONSULTING GROUP LTD	7	\$ 53,309
DCPS	Expenditures on Contracts	THOMAS ES-MODERNIZATION/RENOV	HILLIS CARNES CAP SVCS PLLC	7	\$ 100,530
DCPS	Expenditures on Contracts	THOMAS ES-MODERNIZATION/RENOV	MTI ENGINEERING AND TESTING	7	\$ 75,511
DCPS	Expenditures on Contracts	THOMAS ES-MODERNIZATION/RENOV	Smoot Construction Company of Washington	7	\$ 19,997,190
DCPS	Expenditures on Contracts	TRUESDELL ES MODERNIZATION/RENOVATION	BOWMAN CONSULTING GROUP LTD	4	\$ 49,709
DCPS	Expenditures on Contracts	TRUESDELL ES MODERNIZATION/RENOVATION	BSC-CWC TRUESDELL JV LLC	4	\$ 46,358,949

Appendix: FY25 Economic Development Expenditures Detail

DCPS	Expenditures on Contracts	TRUESDELL ES MODERNIZATION/RENOVATION	LIGHTBOX/BLUEFIN PARTNERS	4	\$ 29,094
DCPS	Expenditures on Contracts	TRUESDELL ES MODERNIZATION/RENOVATION	SOIL AND LAND USE TECHNOLOGY	4	\$ 55,917
DCPS	Expenditures on Contracts	TUBMAN ES MODERNIZATION	BOWMAN CONSULTING GROUP LTD	1	\$ 3,983
DCPS	Expenditures on Contracts	TUBMAN ES MODERNIZATION	BOWMAN CONSULTING GROUP LTD	1	\$ 3,983
DCPS	Expenditures on Contracts	TUBMAN ES MODERNIZATION	BOWMAN CONSULTING GROUP LTD	1	\$ 3,983
DCPS	Expenditures on Contracts	TUBMAN ES MODERNIZATION	BOWMAN CONSULTING GROUP LTD	1	\$ 3,983
DHCD	Loans	VACANT & BLIGHTED	Institute of Carribean Studies	6	\$ 317,907
Misc Funds	TIF Debt Service	Verizon Center	Bondholders	2	\$ 3,029,119
DMPED	Grants	VITALITY FUND	Cannon Washington Inc	2	\$ 299,250
DMPED	Grants	VITALITY FUND	GRAPH Strategy USA LP	2	\$ 211,352
DMPED	Grants	VITALITY FUND	Solar Solution DC	5	\$ 209,438
DMPED	Grants	VITALITY FUND (SS)	Acumen LLC	6	\$ 187,558
DMPED	Grants	VITALITY FUND (SS)	Meridiam Infrastructure North America Corporation	2	\$ 133,750
DMPED	Grants	VITALITY FUND (SS)	Pallas Advisors	2	\$ 141,375
DMPED	Grants	VITALITY FUND (SS)	Quadrant Strategies	3	\$ 164,000
DMPED	Grants	VITALITY FUND (SS)	Ryan LLC	2	\$ 213,000
DMPED	Grants	VITALITY FUND (SS)	Virtru Corporation	2	\$ 165,600
DMPED	Grants	VIVA SCHOOL OF DANCE	Citydance Ensemble Inc.	1	\$ 100,000
DCHFA	Revenue Bond Issuance	Wagner Senior	Miller Development & Justice Housing	8	\$ 21,800,000
DMPED	Grants	WALTER REED LAND REINVESTMENT FUND GRANT	TPWR Developer LLC	2	\$ 5,000,000
DMPED	Grants	WDCEP RETAIL STUDY GRANT	Washington, DC Economic Partnership	2	\$ 300,000
DCPS	Expenditures on Contracts	WHEATLEY ES MODERNIZATION/RENOVATION	KADCON CORPORATION	5	\$ 523,388
DCPS	Expenditures on Contracts	WHEATLEY ES MODERNIZATION/RENOVATION	Shapiro sher guinot & sandler, p.a.	5	\$ 396,009
DCPS	Expenditures on Contracts	WHITLOCK ES RENOVATION/MODERNIZATION	BOWMAN CONSULTING GROUP LTD	7	\$ 15,394

Appendix: FY25 Economic Development Expenditures Detail

DCPS	Expenditures on Contracts	WHITLOCK ES RENOVATION/MODERNIZATION	DMY CAPITOL LLC	7	\$ 6,909
DCPS	Expenditures on Contracts	WHITLOCK ES RENOVATION/MODERNIZATION	GILBANE BUILDING CO.	7	\$ 3,419,446
DCPS	Expenditures on Contracts	WHITLOCK ES RENOVATION/MODERNIZATION	LIGHTBOX/BLUEFIN PARTNERS	7	\$ 442
DMPED	Grants	WHITMAN-WALKER MAX ROBINSON CENTER GRANT	Whitman-Walker Health Systems, Inc.	2	\$ 8,100,000
DCPS	Expenditures on Contracts	WHITTIER ES MODERNIZATION/RENOVATION	MCN BUILD INC.	4	\$ 344,567

Appendix: FY24 Economic Development Expenditures

Agency	Incentive Type	Subtype/Description	Recipient	Ward	Value of Incentive
DCPS	Expenditures on Contracts	BROWNE EC MODERNIZATION	MCN BUILD INC.	5	\$ 64,087,368.40
DCHFA	Revenue Bond Issuance	Edmonson aka Barry Farm	POAH	8	\$ 61,135,000.00
DCHFA	Revenue Bond Issuance	Edgewood Commons V	Enterprise Community Development	5	\$ 59,674,000.00
DMPED	Revenue Bond Issuance	Renovation	Washington Latin PCS	5	\$ 55,000,000.00
DCPS	Expenditures on Contracts	FRANCIS/STEVENS ES MODERNIZATION/RENOVAT	MCN BUILD INC.	2	\$ 53,011,157.49
Misc Funds	Revenue Bond Debt Service	Ballpark Revenue Bonds	Bondholders	8	\$ 47,652,465.88
DCHFA	Revenue Bond Issuance	NoMa Union Market	NRP Holdings	6	\$ 47,580,000.00
Misc Funds	TIF Issuance	Union Market	Bondholders	5	\$ 46,157,778.60
DCPS	Expenditures on Contracts	DOROTHY HEIGHT ES MODERNIZATION	GCS/SIGAL-GRUNLEY JV	4	\$ 39,423,770.57
DCPS	Expenditures on Contracts	GARFIELD ES RENOVATION/MODERNIZATION	MCN BUILD INC.	8	\$ 37,901,088.55
DMPED	Revenue Bond Issuance	Renovation/Construction	DC Prep	7	\$ 36,550,000.00
DCPS	Expenditures on Contracts	WHITLOCK ES RENOVATION/MODERNIZATION	GILBANE BUILDING CO.	7	\$ 34,901,062.43
DMPED	Revenue Bond Issuance	Renovation/Construction	Washington Yu Ying	5	\$ 32,310,000.00
DMPED	Revenue Bond Issuance	Refi	Launchpad - Rocketship 2024	5	\$ 29,910,000.00
DCHFA	Revenue Bond Issuance	One Hawaii	Wesley House Development	5	\$ 29,690,000.00
Misc Funds	Revenue Bond Debt Service	Convention Center Bonds	Bondholders	2	\$ 29,689,789.70
DCPS	Expenditures on Contracts	TRUEDELLE ES MODERNIZATION/RENOVATION	BSC-CWC TRUEDELLE JV LLC	4	\$ 29,429,891.17
DCPS	Expenditures on Contracts	ADAMS ES MODERNIZATION/RENOVATION	Consigli Keystone-Adams EC Joint Venture	1	\$ 27,380,953.03
DMPED	Expenditures on Contracts	DEVELOPMENT FINANCING	DC HOUSING AUTHORITY	Multiple	\$ 25,700,000.00
DHCD	Loans	Housing Production Trust Fund	FORT TOTTEN SENIOR	4	\$ 23,636,034.69
DMPED	Grants	WHITMAN-WALKER'S SAINT ELIZABETHS EXPANSION	WHITMAN-WALKER HEALTH SYSTEM, INC.	8	\$ 22,500,000.00

Appendix: FY24 Economic Development Expenditures

DHCD	Loans	Housing Production Trust Fund	NCBA HOUSING DEVELOPMENT CORP	1	\$ 21,739,458.07
DHCD	Loans	Housing Production Trust Fund	RIDGECREST COURT OWNER, LLC	8	\$ 18,607,743.04
DMPED	Expenditures on Contracts	DEVELOPMENT FINANCING	DC HOUSING AUTHORITY	Multiple	\$ 17,786,829.00
DCPS	Expenditures on Contracts	DEAL JHS-MODERNIZATION/RENOVATION	CHIARAMONTE CONSTRUCTION COMP	3	\$ 16,574,238.01
DMPED	Grants	SKYLAND TOWN CENTER REDEVELOPMENT PROJECT	Skyland Associates Inc.	7	\$ 15,000,000.00
DMPED	Revenue Bond Issuance	Renovation/Refi	Provident Group Girard (Howard Uiveristy)	1	\$ 15,000,000.00
Misc Funds	PILOT Debt Service	Southeast Federal Center "The Yards"	Bondholders	8	\$ 14,637,564.42
DCPS	Expenditures on Contracts	MINER ES-MODERNIZATION/RENOVATION	CHIARAMONTE CONSTRUCTION COMP	7	\$ 13,911,515.74
Misc Funds	TIF Debt Service	Southwest Waterfront Project (The Wharf)	Bondholders	6	\$ 11,187,729.00
DMPED	Revenue Bond Issuance	Renovation/Construction	Ridgecrest (NHP)	8	\$ 13,250,000.00
DHCD	Loans	Housing Production Trust Fund	LISNER HOME	3	\$ 13,024,565.78
DCPS	Expenditures on Contracts	MAC ARTHUR BOULEVARD SCHOOL	MCN BUILD INC.	3	\$ 12,838,191.28
DHCD	Loans	Housing Production Trust Fund	NRP HOLDINGS LLC	6	\$ 12,376,820.45
DMPED	Revenue Bond Issuance	Acquisition and Renovation	American Association of Colleges and Universities	2	\$ 12,000,000.00
DHCD	Loans	Housing Production Trust Fund	Dix Street Residences LLC	7	\$ 11,545,874.00
Misc Funds	TIF Debt Service	Gallery Place	Bondholders	2	\$ 10,103,625.00
DHCD	Loans	Housing Production Trust Fund	BCP I LLC	8	\$ 11,134,478.52
DMPED	Disposition	1395 Aspen St NW	Scattered Site III, LLC (SOME, INC)	4	\$ 10,623,050.00
Misc Funds	TIF Debt Service	City Market at O Street	Bondholders	2	\$ 6,016,644.00
DMPED	Grants	DC VENTURE CAPITAL PROGRAM	K Street Capital Management , LLC	Multiple	\$ 8,595,180.00
DHCD	Loans	Housing Production Trust Fund	ENTERPRISE COMMUNITY DEVELOPMENT	4	\$ 8,021,497.09
DMPED	Expenditures on Contracts	DEVELOPMENT FINANCING	U.S. Bank Trust Company Nation	7	\$ 8,000,000.00
Misc Funds	TIF Debt Service	Verizon Center	Bondholders	2	\$ 2,992,903.00

Appendix: FY24 Economic Development Expenditures

DCPL	Expenditures on Contracts	SOUTHEAST LIBRARY	WHITING-TURNER CONTRACTING CO	6	\$ 7,907,449.62
DHCD	Loans	Housing Production Trust Fund	CASCADE PARK COMMUNITY PARTNERSLLC	8	\$ 7,488,997.03
DHCD	Loans	Housing Production Trust Fund	JUBILEE HOUSING INC	1	\$ 7,341,291.35
DHCD	Loans	Housing Production Trust Fund	WESLEY HOUSING DEVELOPMENT CORP	5	\$ 7,206,807.25
Misc Funds	Revenue Bond Debt Service	Housing Production Trust Fund	Bondholders	Multiple	\$ 2,253,476.26
DHCD	Loans	Housing Production Trust Fund	3450 EADS LLC	7	\$ 6,338,720.22
DMPED	Disposition	Walter Reed – WXY Phases 5 through 10	WXY Towns, LLC	4	\$ 6,250,000.00
Misc Funds	TIF Debt Service	Skyland	Bondholders	7	\$ 1,353,269.48
DMPED	Grants	ARENA STAGE	Washington Drama Society	6	\$ 6,000,000.00
DMPED	Grants	COMMERCIAL PROPERTY ACQUISITION	CITY FIRST ENTERPRISES INC	Multiple	\$ 6,000,000.00
DMPED	Disposition	3101 AMES PL NE	DC Water and Sewer Authority	5	\$ 5,531,719.00
DHCD	Loans	DEVELOPMENT FINANCING	3450 EADS LLC	7	\$ 5,055,174.49
DHCD	Loans	Housing Production Trust Fund	FAIRCLIFF PLAZA EAST DEVELOPMENT	1	\$ 5,043,791.32
DMPED	Grants	WALTER REED REDEVELOPMENT	TPWR Developer LLC	4	\$ 5,000,000.00
DHCD	Loans	Housing Production Trust Fund	KENILWORTH REVITALIZATION 1 JV	7	\$ 4,937,489.29
DHCD	Loans	Housing Production Trust Fund	CLARA ON MARTIN LUTHER KING JR AVE LLC	8	\$ 4,743,397.71
DCPS	Expenditures on Contracts	TUBMAN ES MODERNIZATION	MCN BUILD INC.	1	\$ 4,677,900.67
DHCD	Loans	Housing Production Trust Fund	SHEPHERD PARK OWNER, LLC	4	\$ 4,535,418.04
DHCD	Loans	Housing Production Trust Fund	TERRACE MANOR REDEVELOPMENT	8	\$ 4,338,663.69
DHCD	Loans	Housing Production Trust Fund	BENNING CORRIDOR TITLEHOLDER	7	\$ 4,020,499.70
DCPS	Expenditures on Contracts	THOMAS ES-MODERNIZATION/RENOV	SMOOT CORPORATION OF WDC	7	\$ 3,778,604.22
DOES	Expenditures on Contracts	DC INFRASTRUCTURE ACADEMY	SMOOT CORPORATION OF WDC	8	\$ 3,353,592.42
DHCD	Loans	Housing Production Trust Fund	737 50TH STREET OWNER	8	\$ 3,328,069.68
DMPED	Revenue Bond Issuance	Acquistion/Renovation	Jubilee Housing - The Maycroft	1	\$ 3,250,000.00

Appendix: FY24 Economic Development Expenditures

DHCD	Grants	HOUSING COUNSELING	HOUSING COUNSELING SERVICE	Multiple	\$ 3,217,441.43
DHCD	Loans	Housing Production Trust Fund	ALABAMA APARTMENTS OWNER LLC	8	\$ 3,180,601.58
DCPS	Expenditures on Contracts	ANNE M. GODING ES	GILBANE BUILDING CO.	6	\$ 3,145,855.70
DCPS	Expenditures on Contracts	JO WILSON ES MODERNIZATION/RENOVATION	Chiaramonte-Davis a Joint Venture	6	\$ 3,142,890.00
DMPED	Grants	WASHINGTON DC ECONOMIC PARTNERSHIP	WASHINGTON, DC ECONOMIC PARTNERSHIP	Multiple	\$ 3,140,532.00
DMPED	Grants	FORD'S THEATER SOCIETY	FORD'S THEATRE Society	2	\$ 3,000,000.00
Misc Funds	TIF Debt Service	Bryant Street	Bondholders	5	\$ 1,243,050.00
DCPS	Expenditures on Contracts	STODDERT ES MODERNIZATION/RENOVATION	CHIARAMONTE CONSTRUCTION COMP	3	\$ 2,893,726.79
Misc Funds	PILOT Debt Service	Southeast Federal Center "Foundry Lofts"	Bondholders	8	\$ 397,849.00
DCPS	Expenditures on Contracts	BARD EARLY COLLEGE MODERNIZATION/RENOVAT	MCN BUILD INC.	8	\$ 2,423,380.68
DCPS	Expenditures on Contracts	STAY @ GARNET-PATTERSON	PROTEC CONSTRUCTION INC.	1	\$ 2,333,935.25
DHCD	Loans	Housing Production Trust Fund	3500 EAST CAP VENTURE LLC	7	\$ 2,300,000.00
Misc Funds	TIF Debt Service	Georgia Avenue CVS	Bondholders	4	\$ 112,614.00
DMPED	Expenditures on Contracts	DEVELOPMENT FINANCING	DC HOUSING AUTHORITY	Multiple	\$ 2,236,000.00
DCPS	Expenditures on Contracts	GREEN ES MODERNIZATION/RENOVATION	GCS INC.	8	\$ 2,198,930.00
DMPED	Grants	FY24 BUDGET SUPPORT ACT OF 2023	Douglass Community Land Trust	8	\$ 2,000,000.00
DCHFA	Revenue Bond Issuance	The Clara Supplemental	Banneker Ventures	8	\$ 2,000,000.00
DHCD	Loans	Housing Production Trust Fund	800 SOUTHERN AVENUE LLC	8	\$ 1,969,358.00
DHCD	Grants	HOUSING COUNSELING	UNIVERSITY LEGAL SERVICES	Multiple	\$ 1,946,382.04
Misc Funds	TIF Debt Service	Reunion Square	Bondholders	1	\$ -
DMPED	Grants	DC FAMILY FUN DESTINATIONS	NATIONAL CHILDREN'S MUSEUM	2	\$ 1,701,350.00
DHCD	Loans	Tunlaw Apartments	LOCAL INITIATIVES SUPPORT CORP	3	\$ 1,549,354.00
DCPS	Expenditures on Contracts	LECKIE EC MODERNIZATION/RENOVATION	KEYSTONE PLUS CONSTRUCTION COR	8	\$ 1,536,842.61

Appendix: FY24 Economic Development Expenditures

DOES	Expenditures on Contracts	DC INFRASTRUCTURE ACADEMY	BELL ARCHITECTS, PC	8	\$ 1,454,015.07
DMPED	Grants	FOOD ACCESS	2228 MLK Master Tenant LLC	8	\$ 1,421,837.82
DSLBD	Grants	Other Grants	Latino Economic Development Center	Multiple	\$ 1,376,290.35
DHCD	Loans	Tunlaw Apartments	Capital Impact Partners	3	\$ 1,365,533.00
None- Tax Expenditure	Future Tax Abatements & Exemptions	Corporate Short-Term Stay Housing in Downtown	Corporate Short-Term Stay Housing in Downtown	2	\$ 13,515,004.00
DCPS	Expenditures on Contracts	COOLIDGE HS CAFETERIA ADDITION	BENNETT GROUP INC	4	\$ 1,339,981.69
DMPED	Expenditures on Contracts	DEVELOPMENT FINANCING	DC HOUSING AUTHORITY	Multiple	\$ 1,300,000.00
DMPED	Grants	DOWNTOWN RECOVERY GRANT	H&M Fashion USA, Inc.	2	\$ 1,300,000.00
DMPED	Grants	NEIGHBORHOOD PROSPERITY FUND	ROCKSON COMMUNITY DEVELOPMENT CORPORATION	7	\$ 1,292,500.00
DCPS	Expenditures on Contracts	AMIDON ES MODERNIZATION/RENOVATION	CHIARAMONTE CONSTRUCTION COMP	6	\$ 1,290,279.52
None- Tax Expenditure	Future Tax Abatements & Exemptions	Central Washington Activation Conversion Program (Office-to-Anything Program)	Central Washington Activation Conversion Program (Office-to-Anything Program)	Multiple	\$ 8,000,000.00
DHCD	Loans	DEVELOPMENT FINANCING	1515 NORTH CAPITOL LLC	5	\$ 1,240,752.59
DCPS	Expenditures on Contracts	WEST ES MODERNIZATION/RENOVATION	GILBANE-SAXON A JOINT VENTURE	4	\$ 1,233,131.38
DCPS	Expenditures on Contracts	BRENT ES MODERNIZATION	SMOOT CORPORATION OF WDC	6	\$ 1,179,829.32
DMPED	Grants	NEIGHBORHOOD PROSPERITY FUND	SS SPV LLC	7	\$ 1,107,500.00
DCPS	Expenditures on Contracts	PLUMMER ES RENOVATION/MODERNIZATION	ATMOS SOLUTIONS INC.	7	\$ 1,092,983.80
DDOT	Expenditures on Contracts	11th Street Bridge Park	WHITMAN REQUARDT AND ASSOC	8	\$ 1,088,238.73
DHCD	Grants	HOUSING COUNSELING	LEGAL COUNSEL FOR THE ELDERLY	Multiple	\$ 1,052,946.18
DHCD	Grants	HOUSING COUNSELING	LATINO ECONOMIC DEVELOPMENT	Multiple	\$ 1,004,376.57
DMPED	Grants	HOSPITALITY TECHNICAL ASSISTANCE AND WORKFORCE	Restaurant Association of Metropolitan Washington	Multiple	\$ 1,000,000.00
DMPED	Grants	STRONG FAMILIES, STRONG FUTURES	MARTHA'S TABLE, INC.	8	\$ 1,000,000.00
DCPS	Expenditures on Contracts	SMOTHERS ES MODERNIZATION/RENOVATION	CHIARAMONTE/COAKLEY & WILLIAMS	7	\$ 997,389.70

Appendix: FY24 Economic Development Expenditures

None- Tax Expenditure	District Tax Credits	Income Tax Credits: QHTCs	Companies - 23 Total	Multiple	\$ 7,107,799.00
None- Tax Expenditure	District Tax Credits	Small Retailer Property Tax Relief Credit	Companies - 541 Total	Multiple	\$ 2,475,960.00
DCPL	Expenditures on Contracts	MARTIN LUTHER KING JR. MEMORIAL CENTRAL	SMOOT GILBANE III MLK A Joint Venture	2	\$ 883,486.00
DHCD	Loans	Housing Production Trust Fund	ANACOSTIA GARDENS INVESTOR LLC	8	\$ 872,175.77
DHCD	Loans	DEVELOPMENT FINANCING	THE NHP FOUNDATION	8	\$ 865,509.91
DCPS	Expenditures on Contracts	RAYMOND ES MODERNIZATION/RENOVATION	MCN BUILD INC.	4	\$ 808,408.26
DMPED	Grants	DOWNTOWN RECOVERY GRANT	SANDLOT (THE) LLC	2	\$ 800,000.00
DMPED	Grants	FOOD ACCESS	The Fresh Food Factory Market LLC	8	\$ 793,677.27
None- Tax Expenditure	Tax Abatements & Exemptions	7154 13TH PL NW WASHINGTON DC 20012-2350	CHILDREN'S NATIONAL AT WALTER REED LLC	4	\$ 1,753,679.74
DHCD	Grants	SMALL BUSINESS TECHNICAL ASSISTANCE	WASHINGTON AREA COMMUNITY INVESTMENT FUN	Multiple	\$ 765,956.65
DHCD	Grants	SMALL BUSINESS TECHNICAL ASSISTANCE	LATINO ECONOMIC DEVELOPMENT	Multiple	\$ 760,238.51
None- Tax Expenditure	Tax Abatements & Exemptions	GEORGIA AVE NW WASHINGTON DC 20012	ABRAMS HALL SENIOR LP	4	\$ 974,869.40
None- Tax Expenditure	Tax Abatements & Exemptions	2701 CALVERT ST NW WASHINGTON DC 20008	FHF I WOODLEY PARK LLC	3	\$ 907,678.52
DCPL	Expenditures on Contracts	PARKLANDS TURNER COMMUNITY CAMPUS	TURNER CONSTRUCTION COMPANY	8	\$ 743,402.36
DMPED	Grants	DC FAMILY FUN DESTINATIONS	NATIONAL BUILDING MUSEUM (THE)	6	\$ 700,000.00
DMPED	Grants	FOOD ACCESS	ABUNAIPOKE LLC	5	\$ 682,470.16
DCPS	Expenditures on Contracts	LUDLOW-TAYLOR ES MODERNIZATION/RENOVATIO	KEYSTONE PLUS CONSTRUCTION COR	6	\$ 657,911.88
DMPED	Grants	WALTER REED REDEVELOPMENT	TPWR Developer LLC	4	\$ 637,893.46
DMPED	Grants	HOSPITALITY TECHNICAL ASSISTANCE AND WORKFORCE	Destination DC-WDCCTC	Multiple	\$ 625,000.00
DCPS	Expenditures on Contracts	TUBMAN ES MODERNIZATION	ATMOS SOLUTIONS INC.	1	\$ 622,648.42
DCPS	Expenditures on Contracts	BURROUGHS ES MODERNIZATION/RENOVATION	GILBANE BUILDING CO.	5	\$ 619,547.92
DMPED	Grants	DOWNTOWN RECOVERY GRANT	1337 Manager LLC	2	\$ 600,000.00

Appendix: FY24 Economic Development Expenditures

DHCD	Loans	Housing Production Trust Fund	DP-GDC JV, LLC	4	\$ 570,814.36
None- Tax Expenditure	Tax Abatements & Exemptions	1710 7TH ST NW # 39 WASHINGTON DC 20001	CHANNING PHILLIPS HOMES LLC	2	\$ 772,843.88
DHCD	Grants	HOUSING COUNSELING	MANNA INC	Multiple	\$ 568,881.38
None- Tax Expenditure	Tax Abatements & Exemptions	2900 14TH ST NW WASHINGTON DC 20009-6863	COLUMBIA HEIGHTS VILLAGE APARTMENT LP	1	\$ 748,911.38
DHCD	Grants	HOUSING COUNSELING	LYDIA'S HOUSE	Multiple	\$ 553,614.44
DMPED	Grants	NEW COMMUNITIES INITIATIVES	FAR SOUTHEAST FAMILY STRENGTHENING COLLABORATIVE	8	\$ 550,000.00
DMPED	Grants	NEW COMMUNITIES INITIATIVES	HOMES FOR HOPE, INC	7	\$ 550,000.00
DHCD	Expenditures on Contracts	RENT CONTROL ADMINISTRATION	INNOVATION HORIZONS INC.	3	\$ 532,278.00
None- Tax Expenditure	Tax Abatements & Exemptions	1035 4TH ST NW WASHINGTON DC 20001	PLAZA WEST LLC	6	\$ 748,208.00
DCPS	Expenditures on Contracts	JOHNSON MS RENOVATION/MODERNIZATION	KADCON CORPORATION	8	\$ 528,746.26
None- Tax Expenditure	Tax Abatements & Exemptions	4800 NANNIE HELEN BURROUGHS AVE NE WASHINGTON DC 20019	4800 NHB LP	7	\$ 569,014.75
DHCD	Loans	Housing Production Trust Fund	NEW SAVANNAH PRESERVATION PARTNERS	8	\$ 503,294.52
DMPED	Grants	TECH INCUBATOR	Capital Factory Properties, LLC	5	\$ 500,000.00
DHCD	Loans	26 14th St SE	LOW INCOME INVESTMENT FUND	6	\$ 500,000.00
DHCD	Grants	HOUSING COUNSELING	CENTRAL AMERICAN RESOURCE	Multiple	\$ 491,268.03
DMPED	Grants	FOOD ACCESS	Market Seven L.L.C.	7	\$ 464,485.53
DCPS	Expenditures on Contracts	DREW ES MODERNIZATION/RENOVATION	Gilbane Building Company Corenic A Joint	7	\$ 453,315.80
None- Tax Expenditure	Tax Abatements & Exemptions	1200 NORTH CAPITOL ST NW WASHINGTON DC 20002	TYLER HOUSE ASSOCIATES 95 L.P.	6	\$ 556,745.84
None- Tax Expenditure	Future Tax Abatements & Exemptions	Studio Theatre	Studio Theatre	2	\$ 529,000.00
DMPED	Grants	LOCALLY MADE MANUFACTURING	SAVVY CHOW LLC	5	\$ 443,000.00
DHCD	Loans	Park Place	LOCAL INITIATIVES SUPPORT CORP	8	\$ 412,500.00
None- Tax Expenditure	Future Tax Abatements & Exemptions	Kappa Alpha Psi	Kappa Alpha Psi	2	\$ 520,520.00
None- Tax Expenditure	Tax Abatements & Exemptions	3500 14TH ST NW WASHINGTON DC 20010	CAVALIER APARTMENTS LP	1	\$ 450,430.24

Appendix: FY24 Economic Development Expenditures

DCPS	Expenditures on Contracts	BUNKER HILL ES MODERNIZATION/RENOVATION	CHIARAMONTE CONSTRUCTION COMP	5	\$ 402,196.29
DMPED	Grants	EQUITY IMPACT ENTERPRISE ENGAGEMENT PROGRAM	Greater Washington DC Black Chamber of Commerce Inc.	Multiple	\$ 400,000.00
DMPED	Disposition	6810 Cameron Dr. NW	Walnut House LLC	4	\$ 400,000.00
None- Tax Expenditure	Tax Abatements & Exemptions	Qualified Supermarket (Whole Foods 7130 12th ST NW)	The Hartley Owner LLC	4	\$ 447,784.09
DCPL	Expenditures on Contracts	SOUTHEAST LIBRARY	RIGGS COUNSELLMAN MICHAELS	6	\$ 394,423.00
DMPED	Disposition	Square 2950, Lot 1096	The Parks at Walter Reed Owners Association	4	\$ 388,677.00
None- Tax Expenditure	Tax Abatements & Exemptions	401 M ST SE WASHINGTON DC 20003	FC 1212 LLC	8	\$ 406,259.52
None- Tax Expenditure	Tax Abatements & Exemptions	5123 NANNIE HELEN BURROUGHS AVE NE WASHINGTON DC 20019	NANNIE HELLEN OWNER LLC	7	\$ 404,022.14
DMPED	Expenditures on Contracts	DEVELOPMENT FINANCING	JACOBS ENGINEERING GROUP INC.	8	\$ 365,200.76
DOES	Expenditures on Contracts	DC INFRASTRUCTURE ACADEMY	BRAILSFORD & DUNLAVEY, INC.	8	\$ 356,577.25
None- Tax Expenditure	Tax Abatements & Exemptions	1424 CLIFTON ST NW # 7 WASHINGTON DC 20009	FPW LP	1	\$ 369,094.66
DHCD	Grants	HOUSING COUNSELING	GREATER WASHINGTON URBAN LEAGUE	Multiple	\$ 351,460.31
DHCD	Grants	SMALL BUSINESS TECHNICAL ASSISTANCE	LIFE ASSET INC	Multiple	\$ 349,875.09
DHCD	Loans	Housing Production Trust Fund	SOME INC	5	\$ 349,155.40
None- Tax Expenditure	Tax Abatements & Exemptions	1050 NEW JERSEY AVE NW WASHINGTON DC 20001	GOLDEN RULE PLAZA INC	6	\$ 367,641.08
DCPS	Expenditures on Contracts	MAC ARTHUR BOULEVARD SCHOOL	WKM SOLUTIONS LLC	3	\$ 325,599.21
DMPED	Grants	NEW COMMUNITIES INITIATIVES	HOUSING IN TRANSITION, INC.	6	\$ 325,000.00
DHCD	Grants	SMALL BUSINESS TECHNICAL ASSISTANCE	ARCH DEVELOPMENT CORPORATION	Multiple	\$ 321,571.94
None- Tax Expenditure	Tax Abatements & Exemptions	3501 JAY ST NE # 201 WASHINGTON DC 20019	JAY STREET ASSOCIATES	7	\$ 354,139.92
DMPED	Expenditures on Contracts	DEVELOPMENT FINANCING	JACOBS ENGINEERING GROUP INC.	8	\$ 320,000.00
DHCD	Grants	SMALL BUSINESS TECHNICAL ASSISTANCE	CONGRESS HEIGHTS TRAINING	Multiple	\$ 315,095.42

Appendix: FY24 Economic Development Expenditures

DHCD	Grants	SMALL BUSINESS TECHNICAL ASSISTANCE	SB WORKS	Multiple	\$ 305,052.80
DMPED	Grants	NEW COMMUNITIES INITIATIVES	HOUSING IN TRANSITION, INC.	1	\$ 305,000.00
DHCD	Grants	HOUSING COUNSELING	MI CASA MY HOUSE INC.	Multiple	\$ 304,528.65
DHCD	Expenditures on Contracts	SINGLE FAMILY REHABILITATION	LEONE TECH LLC dba LEONE CONSTRUCTION	Multiple	\$ 301,983.76
DMPED	Grants	DC FAMILY FUN DESTINATIONS	CityDance Productions Inc.	2	\$ 300,008.11
DMPED	Grants	NEIGHBORHOOD PROSPERITY FUND	Check It Enterprises L.L.C.	8	\$ 300,000.00
DMPED	Grants	NEIGHBORHOOD PROSPERITY FUND	DREAMING OUT LOUD, INC.	8	\$ 300,000.00
DHCD	Grants	SMALL BUSINESS TECHNICAL ASSISTANCE	District Bridges	Multiple	\$ 300,000.00
DMPED	Grants	LOCALLY MADE MANUFACTURING	Lost Generation Brewing Company LLC	5	\$ 299,950.00
DCPL	Expenditures on Contracts	LAMOND RIGGS LIBRARY	CONSIGLI CONSTRUCTION CO., INC	5	\$ 295,979.61
DMPED	Grants	LOCALLY MADE MANUFACTURING	ROBERT PIERCE LLC = Blues Coffee & Tea	4	\$ 295,750.00
None- Tax Expenditure	Tax Abatements & Exemptions	1111 MASSACHUSETTS AVE NW WASHINGTON DC 20005	MASS PLACE APARTMENTS LLC	2	\$ 333,623.74
None- Tax Expenditure	Tax Abatements & Exemptions	Qualified Supermarkets (Materails Used in Development)	(Aggregate)	Multiple	\$ 320,975.00
DHCD	Loans	DEVELOPMENT FINANCING	MHP WW Apartments LLC	8	\$ 292,893.41
DMPED	Grants	FOOD ACCESS	Muki's Market & Deli Inc.	7	\$ 290,370.00
None- Tax Expenditure	Tax Abatements & Exemptions	776 KENILWORTH TER NE # 7 WASHINGTON DC 20019	MAYFAIR MANSIONS LIMITED PARTNERSHIP	7	\$ 295,531.16
None- Tax Expenditure	Tax Abatements & Exemptions	2801 14TH ST NW WASHINGTON DC 20009	SAMUEL J SIMMONS NCBA ESTATES #1	1	\$ 293,766.06
DHCD	Acquisition	Montage South #101, 4308 Georgia Ave NW	Private Sale	4	\$ 279,398.06
DHCD	Acquisition	3205 Georgia Ave NW #206	Private Sale	1	\$ 278,562.05
None- Tax Expenditure	Tax Abatements & Exemptions	900 5TH ST SE WASHINGTON DC 20003	CAPPER SENIOR LLC	8	\$ 288,355.70
None- Tax Expenditure	Tax Abatements & Exemptions	3300 14TH ST NW WASHINGTON DC 20010	SAMUEL KELSEY REDEVELOPMENT LIMITED PARTNERSHIP	1	\$ 282,794.66
DHCD	Loans	Housing Production Trust Fund	ASPEN COOPERATIVE	6	\$ 272,824.00
DHCD	Grants	SMALL BUSINESS TECHNICAL ASSISTANCE	MARSHALL HEIGHTS COMMUNITY	Multiple	\$ 269,562.17

Appendix: FY24 Economic Development Expenditures

DSLBD	Grants	DC Main Streets	Shaw Main Streets Inc	Multiple	\$ 267,014.85
DMPED	Expenditures on Contracts	DEVELOPMENT FINANCING	HR&A Advisors, Inc.	Multiple	\$ 266,663.00
DMPED	Grants	LOCALLY MADE MANUFACTURING	Femme Fatale DC LLC	3	\$ 261,300.00
DMPED	Expenditures on Contracts	DEVELOPMENT FINANCING	JACOBS ENGINEERING GROUP INC.	8	\$ 260,278.90
DHCD	Expenditures on Contracts	SINGLE FAMILY REHABILITATION	1 REGAL ENTERPRISE LLC	Multiple	\$ 257,157.40
DHCD	Loans	Housing Production Trust Fund	HOPE COOPERATIVE ASSOCIATION	4	\$ 250,156.79
DMPED	Grants	DOWNTOWN RECOVERY GRANT	Mikey & Mel's Deli DC LLC	2	\$ 250,000.00
DHCD	Grants	SMALL BUSINESS TECHNICAL ASSISTANCE	ANACOSTIA ECONOMIC DEVELOPMENT	Multiple	\$ 250,000.00
None- Tax Expenditure	Tax Abatements & Exemptions	2001 15TH ST NW WASHINGTON DC 20009-5828	PAUL LAURENCE DUNBAR APARTMENTS LP	1	\$ 274,169.46
None- Tax Expenditure	Tax Abatements & Exemptions	2321 4TH ST NE WASHINGTON DC 20002	2321 4TH STREET LLC	5	\$ 272,855.34
DSLBD	Grants	DC Main Streets	H Street Main Street	Multiple	\$ 237,014.85
None- Tax Expenditure	Tax Abatements & Exemptions	1730 7TH ST NW # 1007 WASHINGTON DC 20001	LINCOLN-WESTMORELAND HOUSING	2	\$ 239,714.12
None- Tax Expenditure	Tax Abatements & Exemptions	800 SOUTHERN AVE SE WASHINGTON DC 20032	800 SOUTHERN AVENUE LLC	8	\$ 238,557.02
None- Tax Expenditure	Tax Abatements & Exemptions	881 3RD ST NW WASHINGTON DC 00000	LIBERTY PLACE APARTMENTS LLC	2	\$ 236,547.94
DMPED	Expenditures on Contracts	DEVELOPMENT FINANCING	SMG US Midco 2 Inc	7	\$ 225,000.00
DMPED	Expenditures on Contracts	DEVELOPMENT FINANCING	KUTAK ROCK LLP	4	\$ 223,553.00
None- Tax Expenditure	Tax Abatements & Exemptions	1616 MARION ST NW WASHINGTON DC 20001	ASBURY DWELLINGS INC	2	\$ 232,174.88
None- Tax Expenditure	Tax Abatements & Exemptions	3700 9TH ST SE WASHINGTON DC 20032	PARKSIDE TERRACE DEVELOPMENT LLC	8	\$ 231,006.04
None- Tax Expenditure	Tax Abatements & Exemptions	1220 12TH ST NW WASHINGTON DC 20005	KING HOUSING LLC	2	\$ 221,111.36
None- Tax Expenditure	Tax Abatements & Exemptions	2311 GOOD HOPE CT SE WASHINGTON DC 20020	WOODMONT CROSSING INVESTOR LLC	8	\$ 220,352.28
None- Tax Expenditure	Tax Abatements & Exemptions	15 DUPONT CIR NW WASHINGTON DC 20036	PATTERSON OWNER SPE LLC	2	\$ 220,332.16
None- Tax Expenditure	Tax Abatements & Exemptions	727 15TH ST NW WASHINGTON DC 20005	NATIONAL COMMUNITY REINVESTMENT COALITION	2	\$ 212,733.76

Appendix: FY24 Economic Development Expenditures

DSLBD	Grants	Other Grants	Life Asset	Multiple	\$ 200,000.00
DHCD	Expenditures on Contracts	SINGLE FAMILY REHABILITATION	ANSWER TITLE AND ESCROW L	Multiple	\$ 200,000.00
DHCD	Grants	SMALL BUSINESS TECHNICAL ASSISTANCE	GREATER WASHINGTON HISPANIC CHAMBER OF COMMERCE	Multiple	\$ 199,950.62
DHCD	Grants	HOUSING COUNSELING	MARSHALL HEIGHTS COMMUNITY	Multiple	\$ 198,758.17
DCPL	Expenditures on Contracts	MARTIN LUTHER KING JR. MEMORIAL CENTRAL	RSC ELECTRICAL AND MECHANIC	2	\$ 198,116.50
DSLBD	Grants	DC Main Streets	Barracks Row Main Street	Multiple	\$ 197,014.85
DSLBD	Grants	DC Main Streets	Columbia Heights Day Initiative dba District Bridges	3	\$ 197,014.85
DSLBD	Grants	DC Main Streets	Columbia Heights Day Initiative dba District Bridges	1	\$ 197,014.85
DSLBD	Grants	DC Main Streets	Friends Of Rhode Island Ave NE	5	\$ 197,014.85
DSLBD	Grants	DC Main Streets	Deanwood Heights Main Street Inc dba Ward 7 Business Partnership	7	\$ 197,014.85
DSLBD	Grants	DC Main Streets	North Capitol Main Street Inc	5	\$ 197,014.85
DSLBD	Grants	DC Main Streets	Center For Nonprofit Advancement	Multiple	\$ 197,014.85
DSLBD	Grants	DC Main Streets	Center For Nonprofit Advancement	4	\$ 197,014.85
DSLBD	Grants	DC Main Streets	Tenleytown Group Inc	3	\$ 197,014.85
DSLBD	Grants	DC Main Streets	Historic Dupont Circle Main Streets Inc	Multiple	\$ 197,014.85
DSLBD	Grants	DC Main Streets	Uptown Community Initiative	4	\$ 197,014.85
DSLBD	Grants	DC Main Streets	Van Ness Group Inc	3	\$ 197,014.85
DSLBD	Grants	DC Main Streets	Palisades Citizen Association dba Palisades Community Association	3	\$ 197,014.85
DSLBD	Grants	DC Main Streets	Uptown Community Initiative	4	\$ 197,014.85
DSLBD	Grants	DC Main Streets	Merchant Row Association Corporation	6	\$ 197,014.85
DSLBD	Grants	DC Main Streets	Glover Park Alliance	3	\$ 197,014.85
DSLBD	Grants	DC Main Streets	H Street Main Street	7	\$ 197,014.85

Appendix: FY24 Economic Development Expenditures

DSLBD	Grants	DC Main Streets	Marshall Heights Community Development Organization And Deanwood Heights Main Streets Inc dba Ward 7 Business Partnership	7	\$ 197,014.85
DSLBD	Grants	DC Main Streets	Columbia Heights Day Initiative dba District Bridges	1	\$ 197,014.85
DSLBD	Grants	DC Main Streets	Friends Of Rhode Island Ave NE	5	\$ 197,014.85
DSLBD	Grants	DC Main Streets	Columbia Heights Day Initiative dba District Bridges	2	\$ 197,014.85
DSLBD	Grants	DC Main Streets	Columbia Heights Day Initiative dba District Bridges	1	\$ 197,014.85
DSLBD	Grants	DC Main Streets	Congress Heights Training And Development Corporation	8	\$ 197,014.85
DSLBD	Grants	DC Main Streets	Columbia Heights Day Initiative dba District Bridges	3	\$ 197,014.85
DSLBD	Grants	DC Main Streets	Friends Of Georgetown	2	\$ 197,014.85
DSLBD	Grants	DC Main Streets	Historic Dupont Circle Main Streets Inc	3	\$ 197,014.85
None- Tax Expenditure	Tax Abatements & Exemptions	601 EDGEWOOD ST NE WASHINGTON DC 20017	EDGEWOOD TERRACE ONE LLC	5	\$ 212,072.70
DSLBD	Grants	Other Grants	District Cannacopia LLC	5	\$ 194,178.94
None- Tax Expenditure	Tax Abatements & Exemptions	1474 COLUMBIA RD NW # 101 WASHINGTON DC 20009	JUBILEE MAYCROFT APARTMENTS LP	1	\$ 203,987.42
None- Tax Expenditure	Tax Abatements & Exemptions	Qualified Supermarkets (Personal Property)	(Aggregate)	Multiple	\$ 195,010.00
DHCD	Grants	SMALL BUILDINGS PROGRAM	1 REGAL ENTERPRISE LLC	7	\$ 183,970.00
DCPL	Expenditures on Contracts	MARTIN LUTHER KING JR. MEMORIAL CENTRAL	Lyngsoe Systems Inc	2	\$ 182,934.45
DMPED	Grants	WALTER REED RETAIL OPPORTUNITY	Destiny 828 Holdings LLC	4	\$ 180,000.00
DSLBD	Grants	Other Grants	K&J Refinishing	Multiple	\$ 175,000.00
DMPED	Expenditures on Contracts	DEVELOPMENT FINANCING	JACOBS ENGINEERING GROUP INC.	8	\$ 172,636.40
None- Tax Expenditure	Tax Abatements & Exemptions	Multiple Units	VER PRESERVATION PARTNERS LLC	Multiple	\$ 193,683.70
DHCD	Expenditures on Contracts	SINGLE FAMILY REHABILITATION	INTERCONTINENTAL BUILD	Multiple	\$ 168,884.00

Appendix: FY24 Economic Development Expenditures

None- Tax Expenditure	Tax Abatements & Exemptions	Qualified Supermarket (Harris Teeter: 401 M St. SE)	FC 1212 LLC	8	\$ 187,392.64
None- Tax Expenditure	Tax Abatements & Exemptions	901 RHODE ISLAND AVE NW # 302 WASHINGTON DC 20001	PHYLLIS WHEATLEY REDEVELOPMENT LLC	2	\$ 169,874.88
DHCD	Acquisition	Kenyon Square #415. 1390 Kenyon St NW	Private Sale	1	\$ 160,327.08
DOES	Grants	MARION BARRY SUMMER YOUTH EMPLOYMENT PROGRAM	CENTER FOR INNOVATION RESEARC	2	\$ 160,000.00
DOES	Grants	MARION BARRY SUMMER YOUTH EMPLOYMENT PROGRAM	DRAMATIC SOLUTIONS, INC.	2	\$ 160,000.00
DHCD	Grants	HOUSING COUNSELING	DOUGLASS COMMUNITY LAND TRUST	Multiple	\$ 159,708.44
None- Tax Expenditure	Tax Abatements & Exemptions	808 BLADENSBURG RD NE WASHINGTON DC 20002-3928	DELTA SENIOR HOUSING OWNER LLC	5	\$ 168,614.00
DHCD	Loans	Housing Production Trust Fund	17 MISSISSIPPI OWNER LLC	8	\$ 156,468.82
None- Tax Expenditure	Tax Abatements & Exemptions	4400 E ST SE # 4 WASHINGTON DC 20019	BENNING HEIGHTS INVESTOR LLC	7	\$ 167,336.56
DMPED	Grants	DC FAMILY FUN DESTINATIONS	The Historical Society of Washington, DC	2	\$ 150,000.00
DMPED	Grants	WASHINGTON DC ECONOMIC PARTNERSHIP	WASHINGTON, DC ECONOMIC PARTNERSHIP	Multiple	\$ 150,000.00
None- Tax Expenditure	Tax Abatements & Exemptions	3304 6TH ST SE # 103 WASHINGTON DC 20032	RANDLE HILL LLC	8	\$ 159,663.84
None- Tax Expenditure	Tax Abatements & Exemptions	4401 BLAINE ST NE # R-1 WASHINGTON DC 20019	BENNING RESIDENTIAL LLC	7	\$ 150,594.66
DHCD	Expenditures on Contracts	SINGLE FAMILY REHABILITATION	I S ENTERPRISES INC	Multiple	\$ 140,692.00
DCPS	Expenditures on Contracts	LANGDON ES MODERNIZATION/RENOVATION	CITADEL DEVELOPEMENT LLC	5	\$ 139,754.69
None- Tax Expenditure	Tax Abatements & Exemptions	5201 HAYES ST NE WASHINGTON DC 20019-5527	DEANWOOD HILLS LLC	7	\$ 147,591.12
DHCD	Expenditures on Contracts	SINGLE FAMILY REHABILITATION	1 REGAL ENTERPRISE LLC	Multiple	\$ 137,095.00
None- Tax Expenditure	Tax Abatements & Exemptions	2220 SAVANNAH TER SE # 14 WASHINGTON DC 20020	WOODBERRY APARTMENTS LP	8	\$ 141,172.40
None- Tax Expenditure	Tax Abatements & Exemptions	6676 GEORGIA AVE NW WASHINGTON DC 20012	TAKOMA PLACE INVESTOR LLC	4	\$ 138,202.30
None- Tax Expenditure	Tax Abatements & Exemptions	801 R ST NW # 104 WASHINGTON DC 20001	LWH 801 R LLC	2	\$ 135,435.52

Appendix: FY24 Economic Development Expenditures

DCPL	Expenditures on Contracts	PETWORTH LIBRARY	CHIARAMONTE CONSTRUCTION COMP	4	\$ 129,174.77
DHCD	Expenditures on Contracts	SINGLE FAMILY REHABILITATION	HEP CONSTRUCTION	Multiple	\$ 128,166.00
DHCD	Disposition	2550 17th St NW #405 (Ontario 17)	Private Sale	1	\$ 127,807.33
DHCD	Expenditures on Contracts	SINGLE FAMILY REHABILITATION	INTERCONTINENTAL BUILD	Multiple	\$ 125,930.00
None- Tax Expenditure	Tax Abatements & Exemptions	1707 BENNING RD NE # D13 WASHINGTON DC 20002	GALES PLACE ASSOCIATES LIMITED PARTNERSHIP	7	\$ 133,136.02
DCPS	Expenditures on Contracts	HARDY MS MODERNIZATION	ATMOS SOLUTIONS INC.	3	\$ 123,938.69
None- Tax Expenditure	Tax Abatements & Exemptions	43 K ST NW WASHINGTON DC 20001	SEVERNA PHASE II LLC	6	\$ 130,335.36
None- Tax Expenditure	Tax Abatements & Exemptions	3232 GEORGIA AVE NW WASHINGTON DC 20010-3084	3232 GEORGIA RESIDENTIAL LLC	1	\$ 124,013.22
DMPED	Expenditures on Contracts	DEVELOPMENT FINANCING	MOFFATT & NICHOL	7	\$ 120,836.25
None- Tax Expenditure	Tax Abatements & Exemptions	4301 3RD ST SE WASHINGTON DC 20032	ATLANTIC TERRACE LTD	8	\$ 123,437.60
DOES	Grants	MARION BARRY SUMMER YOUTH EMPLOYMENT PROGRAM	MENTORS OF MINORITIES IN EDUCA	1	\$ 120,000.00
DHCD	Loans	Housing Production Trust Fund	MI CASA	8	\$ 117,194.48
None- Tax Expenditure	Tax Abatements & Exemptions	2400 ELVANS RD SE WASHINGTON DC 20020	SKYLINE APARTMENT LP	8	\$ 121,318.46
None- Tax Expenditure	Tax Abatements & Exemptions	2524 17TH ST NW WASHINGTON DC 20009	GLENN ARMS PRESERVATION LP	1	\$ 120,050.36
None- Tax Expenditure	Tax Abatements & Exemptions	1440 V ST NW # 309 WASHINGTON DC 20009	PORTNER FLATS LLC	1	\$ 116,523.94
None- Tax Expenditure	Tax Abatements & Exemptions	4921 GEORGIA AVE NW WASHINGTON DC 20011	COLONY HOUSE NONPROFIT HOUSING CORPORATION	4	\$ 115,751.30
DHCD	Expenditures on Contracts	SINGLE FAMILY REHABILITATION	LEONE TECH LLC dba LEONE CONSTRUCTION	Multiple	\$ 109,653.70
DHCD	Grants	HOUSING COUNSELING	NEIGHBORHOOD LEGAL SERVICES	Multiple	\$ 107,766.81
DHCD	Expenditures on Contracts	SINGLE FAMILY REHABILITATION	KEYSTONE PLUS CONSTRUCTION COR	Multiple	\$ 107,520.40
None- Tax Expenditure	Tax Abatements & Exemptions	2110 RIDGECREST CT SE # 101 WASHINGTON DC 20020	RIDGECREST COURT INVESTOR LLC	8	\$ 113,579.00
None- Tax Expenditure	Tax Abatements & Exemptions	4386 7TH ST SE # 101 WASHINGTON DC 20032-3521	BELMONT CROSSING PARTNERS LLC	8	\$ 107,252.68

Appendix: FY24 Economic Development Expenditures

DOES	Grants	MARION BARRY SUMMER YOUTH EMPLOYMENT PROGRAM	THE COLLEGE GURL FOUNDATION	5	\$ 104,430.64
None- Tax Expenditure	Tax Abatements & Exemptions	5233 NORTH CAPITOL ST NE WASHINGTON DC 20011	NORTH CAPITOL AT PLYMOUTH INC	5	\$ 106,120.90
None- Tax Expenditure	Tax Abatements & Exemptions	1530 1ST ST SW WASHINGTON DC 20024	TM JACOB 1530 LLC	6	\$ 104,193.52
None- Tax Expenditure	Tax Abatements & Exemptions	2513 ALABAMA AVE SE WASHINGTON DC 20020	ALABAMA AVE AFFORDABLE HOUSING L P	8	\$ 104,020.46
DHCD	Loans	Housing Production Trust Fund	MI CASA	4	\$ 102,449.98
None- Tax Expenditure	Tax Abatements & Exemptions	600 BARNES ST NE WASHINGTON DC 20019	PARKSIDE SENIOR L P	7	\$ 103,236.16
DCPS	Expenditures on Contracts	LAFAYETTE ES MODERNIZATION/RENOVATION	HEP CONSTRUCTION	4	\$ 101,394.22
DMPED	Expenditures on Contracts	DEVELOPMENT FINANCING	Fidelity National Title Compan	4	\$ 100,000.00
DMPED	Grants	GREATER WASHINGTON HISPANIC CHAMBER OF COMMERCE	Greater Washington Hispanic Chamber of Commerce Inc.	Multiple	\$ 100,000.00
DMPED	Grants	METRO HISPANIC CONTRACTORS ASSN	DC HISPANIC CONTRACTORS ASSOCIATION	Multiple	\$ 100,000.00
DMPED	Grants	WALTER REED RETAIL OPPORTUNITY	Fatherhood Wines L.L.C.	4	\$ 100,000.00
DMPED	Grants	WALTER REED RETAIL OPPORTUNITY	Walter Reed MF Partners LLC	4	\$ 100,000.00
DOES	Grants	MARION BARRY SUMMER YOUTH EMPLOYMENT PROGRAM	JMG PRODUCTIONS INC	2	\$ 100,000.00
None- Tax Expenditure	Tax Abatements & Exemptions	Qualified Supermarket (Mom's Organic Market 1501 New York Avenue NE)	Jemal's Hecht's LLC	5	\$ 102,238.84
DCPS	Expenditures on Contracts	DOROTHY HEIGHT ES MODERNIZATION	SOIL AND LAND USE TECHNOLOGY	4	\$ 98,426.60
None- Tax Expenditure	Tax Abatements & Exemptions	402 O ST NW # 103 WASHINGTON DC 20001	SECOND NW COOPERATIVE HME	2	\$ 99,463.70
None- Tax Expenditure	Tax Abatements & Exemptions	1338 R ST NW WASHINGTON DC 20009	SCATTERED SITE III LLC	2	\$ 98,326.86
DCPS	Expenditures on Contracts	WHITLOCK ES RENOVATION/MODERNIZATION	BOWMAN CONSULTING GROUP LTD	7	\$ 94,392.50
None- Tax Expenditure	Tax Abatements & Exemptions	4800 EAST CAPITOL ST NE WASHINGTON DC 20019	CARVER SENIOR APARTMENTS LIMITED PARTNERSHIP	7	\$ 97,586.12
None- Tax Expenditure	Tax Abatements & Exemptions	3939 BENNING RD NE WASHINGTON DC 20019	MARSHALL HEIGHTS COMMUNITY DEVELOPMENT ORGANIZATION INC	7	\$ 93,925.40
DCPS	Expenditures on Contracts	FRANCIS/STEVENS ES MODERNIZATION/RENOVAT	SOIL AND LAND USE TECHNOLOGY	2	\$ 92,458.38

Appendix: FY24 Economic Development Expenditures

DCPS	Expenditures on Contracts	WHITLOCK ES RENOVATION/MODERNIZATION	DMY CAPITOL LLC	7	\$ 89,082.33
DCPS	Expenditures on Contracts	STUART HOBSON MS RENOVATION	J L Terrell Construction, LLC	6	\$ 88,495.74
None- Tax Expenditure	Tax Abatements & Exemptions	4100 GEORGIA AVE NW WASHINGTON DC 20011	4100 GEORGIA AVE LIMITED PARTNERSHIP	4	\$ 93,759.46
None- Tax Expenditure	Tax Abatements & Exemptions	9 BASS CIR SE # 201 WASHINGTON DC 20019	BASS CIRCLE DC LIMITED PARTNERSHIP	7	\$ 88,075.12
None- Tax Expenditure	Tax Abatements & Exemptions	3600 ELY PL SE WASHINGTON DC 20019	ANACOSTIA GARDENS OWNER LLC	7	\$ 88,052.36
DCPS	Expenditures on Contracts	DOROTHY HEIGHT ES MODERNIZATION	BOWMAN CONSULTING GROUP LTD	4	\$ 85,950.00
DCPS	Expenditures on Contracts	STAY @ GARNET-PATTERSON	BENNETT GROUP INC	1	\$ 85,162.14
DMPED	Grants	GREAT STREETS RETAIL GRANT	BCB-H ST, LLC	6	\$ 85,000.00
DMPED	Grants	GREAT STREETS RETAIL GRANT	BENNETT CAREER INSTITUTE Inc.	5	\$ 85,000.00
DMPED	Grants	GREAT STREETS RETAIL GRANT	BETA MARTIAL ARTS ACADEMY LLC	1	\$ 85,000.00
DMPED	Grants	GREAT STREETS RETAIL GRANT	Black and Forth LLC	5	\$ 85,000.00
DMPED	Grants	LOCALLY MADE MANUFACTURING	C. ALAN SYSTEMS LLC	5	\$ 85,000.00
DMPED	Grants	GREAT STREETS RETAIL GRANT	C.Jonez Nutrition Consulting Services L.L.C.	7	\$ 85,000.00
DMPED	Grants	GREAT STREETS RETAIL GRANT	CommunityCafeExpress Limited Liability Company	8	\$ 85,000.00
DMPED	Grants	GREAT STREETS RETAIL GRANT	CROWN BAKERY L.L.C.	4	\$ 85,000.00
DMPED	Grants	GREAT STREETS RETAIL GRANT	Gordon Restaurant Group-Chevy Chase LLC	3	\$ 85,000.00
DMPED	Grants	GREAT STREETS RETAIL GRANT	Holt Holdings LLC	2	\$ 85,000.00
DMPED	Grants	GREAT STREETS RETAIL GRANT	Hospitality in Transit L.L.C.	5	\$ 85,000.00
DMPED	Grants	GREAT STREETS RETAIL GRANT	IRVING RESTAURANT GROUP LLC	1	\$ 85,000.00
DMPED	Grants	GREAT STREETS RETAIL GRANT	J&J Pizza, LLC	5	\$ 85,000.00
DMPED	Grants	GREAT STREETS RETAIL GRANT	KIDDIE UNIVERSITY H STREET LLC	6	\$ 85,000.00
DMPED	Grants	GREAT STREETS RETAIL GRANT	NAYNA Real Estate Development LLC	6	\$ 85,000.00
DMPED	Grants	GREAT STREETS RETAIL GRANT	NLT Designs LLC	5	\$ 85,000.00
DMPED	Grants	GREAT STREETS RETAIL GRANT	PEACHES KITCHEN/CATERING LLC	4	\$ 85,000.00

Appendix: FY24 Economic Development Expenditures

DMPED	Grants	GREAT STREETS RETAIL GRANT	PROVEN STRENGTH AND CONDITIONING LLC	1	\$ 85,000.00
DMPED	Grants	GREAT STREETS RETAIL GRANT	PROVOST LLC	5	\$ 85,000.00
DMPED	Grants	GREAT STREETS RETAIL GRANT	Right Proper, LLC	1	\$ 85,000.00
DMPED	Grants	GREAT STREETS RETAIL GRANT	Success For All Educational Services LLC	7	\$ 85,000.00
DMPED	Grants	GREAT STREETS RETAIL GRANT	TAJ OF DUPONT CIRCLE, LLC	2	\$ 85,000.00
DMPED	Grants	GREAT STREETS RETAIL GRANT	TRAVEL ALL OVER-TAO Limited Liability Company	2	\$ 85,000.00
DMPED	Grants	GREAT STREETS RETAIL GRANT	TSUNAMI HAIR STUDIO LLC	7	\$ 85,000.00
DMPED	Grants	GREAT STREETS RETAIL GRANT	TYSON FAMILY SERVICES, LLC	8	\$ 85,000.00
DMPED	Grants	GREAT STREETS RETAIL GRANT	Walnut House LLC	4	\$ 85,000.00
DHCD	Grants	SMALL BUSINESS TECHNICAL ASSISTANCE	EMORY BEACON OF LIGHT INC	Multiple	\$ 84,846.77
None- Tax Expenditure	Tax Abatements & Exemptions	3501 EAST CAPITOL ST SE # 203 WASHINGTON DC 20019	MILESTONE EAST CAPITOL 3 LLC	7	\$ 87,724.98
DMPED	Grants	GREAT STREETS RETAIL GRANT	PJ'S CUT & STYLE SALON LLC	8	\$ 84,189.89
None- Tax Expenditure	Tax Abatements & Exemptions	4811 NORTH CAPITOL ST NE WASHINGTON DC 20011-6742	PB HAN TIV OWNER LLC	5	\$ 84,332.26
DMPED	Grants	GREAT STREETS RETAIL GRANT	SML INC	4	\$ 80,000.00
DHCD	Expenditures on Contracts	SINGLE FAMILY REHABILITATION	SIMON DEV. AND CONSTRUCTION	Multiple	\$ 79,552.00
None- Tax Expenditure	Tax Abatements & Exemptions	15 57TH ST SE WASHINGTON DC 20019	EAST CAPITOL FAMILY RENTAL LP	7	\$ 81,335.56
None- Tax Expenditure	Tax Abatements & Exemptions	2025 FENDALL ST SE WASHINGTON DC 20020	SCATTERED SITE II LLC	8	\$ 78,820.60
DHCD	Grants	SMALL BUSINESS TECHNICAL ASSISTANCE	FRIENDS OF RHODE ISLAND AVE NE	Multiple	\$ 77,861.01
DCPS	Expenditures on Contracts	FRANCIS/STEVENS ES MODERNIZATION/RENOVAT	BOWMAN CONSULTING GROUP LTD	2	\$ 77,353.00
DOES	Grants	MARION BARRY SUMMER YOUTH EMPLOYMENT PROGRAM	CAPTIVATE PERSPECTIVES	2	\$ 77,000.00
DMPED	Expenditures on Contracts	DEVELOPMENT FINANCING	CAPITAL CONSTRUCTION ENT INC	8	\$ 75,300.00
DSLBD	Grants	Other Grants	Powerhouse Cultivation Center	5	\$ 75,000.00
DOES	Grants	MARION BARRY SUMMER YOUTH EMPLOYMENT PROGRAM	CHECK IT ENTERPRISES LLC	8	\$ 75,000.00

Appendix: FY24 Economic Development Expenditures

DOES	Grants	MARION BARRY SUMMER YOUTH EMPLOYMENT PROGRAM	THE SIMMONS ADVANTAGE LLC	Multiple	\$ 75,000.00
DHCD	Expenditures on Contracts	SINGLE FAMILY REHABILITATION	KEYSTONE PLUS CONSTRUCTION COR	Multiple	\$ 74,692.80
DCPS	Expenditures on Contracts	BROWNE EC MODERNIZATION	BOWMAN CONSULTING GROUP LTD	5	\$ 71,324.80
DHCD	Expenditures on Contracts	SINGLE FAMILY REHABILITATION	HEP CONSTRUCTION	Multiple	\$ 69,260.93
DCPS	Expenditures on Contracts	FRANCIS/STEVENS ES MODERNIZATION/RENOVAT	DMY CAPITOL LLC	2	\$ 66,135.61
DHCD	Expenditures on Contracts	SINGLE FAMILY REHABILITATION	I S ENTERPRISES INC	Multiple	\$ 61,640.00
DHCD	Loans	Housing Production Trust Fund	MI CASA	8	\$ 61,212.37
DOES	Grants	YEAR-ROUND YOUTH PROGRAM	THE COLLEGE GURL FOUNDATION	5	\$ 60,569.36
DMPED	Disposition	1011 Main Dr NW	Walter Reed MF Partners LLC	4	\$ 60,300.00
DMPED	Expenditures on Contracts	DEVELOPMENT FINANCING	MOFFATT & NICHOL	7	\$ 60,000.00
DCPS	Expenditures on Contracts	ELIOT-HINE JHS RENOVATION/MODERNIZATION	HEP CONSTRUCTION	6	\$ 59,681.63
DHCD	Expenditures on Contracts	SINGLE FAMILY REHABILITATION	CITADEL DEVELOPEMENT LLC	Multiple	\$ 58,374.16
DCPS	Expenditures on Contracts	ANACOSTIA HS MODERNIZATION/RENOV	CITADEL DEVELOPEMENT LLC	8	\$ 56,203.88
DOES	Expenditures on Contracts	DC INFRASTRUCTURE ACADEMY	DMY CAPITOL LLC	8	\$ 51,214.43
DCPS	Expenditures on Contracts	BROWNE EC MODERNIZATION	DMY CAPITOL LLC	5	\$ 50,884.65
DHCD	Grants	SMALL BUSINESS TECHNICAL ASSISTANCE	H STREET MAIN STREET INC.	Multiple	\$ 50,000.00
DCPS	Expenditures on Contracts	DOROTHY HEIGHT ES MODERNIZATION	FMC & ASSOCIATES, LLC	4	\$ 46,800.00
DCPS	Expenditures on Contracts	WHITLOCK ES RENOVATION/MODERNIZATION	LIGHTBOX/BLUEFIN PARTNERS	7	\$ 43,312.08
DMPED	Grants	NEW COMMUNITIES INITIATIVES	DC SCORES	7	\$ 40,000.00
DMPED	Grants	NEW COMMUNITIES INITIATIVES	DC SCORES	8	\$ 40,000.00
DCPS	Expenditures on Contracts	TRUESDELL ES MODERNIZATION/RENOVATION	BOWMAN CONSULTING GROUP LTD	4	\$ 39,245.40
DCPS	Expenditures on Contracts	FRANCIS/STEVENS ES MODERNIZATION/RENOVAT	LIGHTBOX/BLUEFIN PARTNERS	2	\$ 36,592.36

Appendix: FY24 Economic Development Expenditures

DHCD	Loans	Housing Production Trust Fund	MI CASA	4	\$	34,469.81
DCPS	Expenditures on Contracts	AMIDON ES MODERNIZATION/RENOVATION	BOWMAN CONSULTING GROUP LTD	6	\$	32,958.00
DCPS	Expenditures on Contracts	GARFIELD ES RENOVATION/MODERNIZATION	SOIL AND LAND USE TECHNOLOGY	8	\$	32,550.55
DCPS	Expenditures on Contracts	SMOTHERS ES MODERNIZATION/RENOVATION	WKM SOLUTIONS LLC	7	\$	31,789.01
DCPS	Expenditures on Contracts	STUART HOBSON MS RENOVATION	CHIARAMONTE CONSTRUCTION COMP	6	\$	31,038.85
DHCD	Grants	SMALL BUILDINGS PROGRAM	1 REGAL ENTERPRISE LLC	4	\$	30,950.00
DCPS	Expenditures on Contracts	BARD EARLY COLLEGE MODERNIZATION/RENOVAT	FMC & ASSOCIATES, LLC	8	\$	30,731.35
DHCD	Expenditures on Contracts	SINGLE FAMILY REHABILITATION	ATMOS SOLUTIONS INC.	Multiple	\$	29,991.04
DCPS	Expenditures on Contracts	GARFIELD ES RENOVATION/MODERNIZATION	FMC & ASSOCIATES, LLC	8	\$	29,000.00
DCPS	Expenditures on Contracts	HARDY MS MODERNIZATION	CITADEL DEVELOPEMENT LLC	3	\$	28,794.15
DCPS	Expenditures on Contracts	LOGAN ES MODERNIZATION/RENOVATION	LIGHTBOX/BLUEFIN PARTNERS	6	\$	26,108.48
DCPS	Expenditures on Contracts	DOROTHY HEIGHT ES MODERNIZATION	LIGHTBOX/BLUEFIN PARTNERS	4	\$	25,481.46
DCPS	Expenditures on Contracts	BROWNE EC MODERNIZATION	LIGHTBOX/BLUEFIN PARTNERS	5	\$	23,997.50
DCPS	Expenditures on Contracts	SMOTHERS ES MODERNIZATION/RENOVATION	JACOBS ENGINEERING GROUP INC.	7	\$	23,873.86
DCPS	Expenditures on Contracts	RAYMOND ES MODERNIZATION/RENOVATION	BOWMAN CONSULTING GROUP LTD	4	\$	22,367.64
DCPS	Expenditures on Contracts	GARFIELD ES RENOVATION/MODERNIZATION	LIGHTBOX/BLUEFIN PARTNERS	8	\$	20,832.73
DHCD	Grants	SMALL BUSINESS TECHNICAL ASSISTANCE	ANACOSTIA ECONOMIC DEVELOPMENT	Multiple	\$	20,000.00
DCPS	Expenditures on Contracts	MINER ES-MODERNIZATION/RENOVATION	DMY CAPITOL LLC	7	\$	17,071.40
DCPS	Expenditures on Contracts	MAC ARTHUR BOULEVARD SCHOOL	BENNETT GROUP INC	3	\$	12,636.68
DMPED	Expenditures on Contracts	DEVELOPMENT FINANCING	HEP CONSTRUCTION	4	\$	11,760.00
DCPS	Expenditures on Contracts	GREEN ES MODERNIZATION/RENOVATION	LIGHTBOX/BLUEFIN PARTNERS	8	\$	9,937.12

Appendix: FY24 Economic Development Expenditures

DHCD	Loans	Housing Production Trust Fund	JUBILEE HOUSING INC	1	\$	8,914.66
DCPS	Expenditures on Contracts	TRUESDELL ES MODERNIZATION/RENOVATION	SOIL AND LAND USE TECHNOLOGY	4	\$	8,706.25
DCPS	Expenditures on Contracts	STUART HOBSON MS RENOVATION	BENNETT GROUP INC	6	\$	7,435.24
DCPS	Expenditures on Contracts	THOMAS ES-MODERNIZATION/RENOV	LIGHTBOX/BLUEFIN PARTNERS	7	\$	6,022.50
DCPS	Expenditures on Contracts	THOMAS ES-MODERNIZATION/RENOV	BOWMAN CONSULTING GROUP LTD	7	\$	4,045.50
DCPS	Expenditures on Contracts	TRUESDELL ES MODERNIZATION/RENOVATION	LIGHTBOX/BLUEFIN PARTNERS	4	\$	3,860.60
DCPS	Expenditures on Contracts	BARD EARLY COLLEGE MODERNIZATION/RENOVAT	JACOBS ENGINEERING GROUP INC.	8	\$	3,728.36
DCPS	Expenditures on Contracts	GREEN ES MODERNIZATION/RENOVATION	BOWMAN CONSULTING GROUP LTD	8	\$	2,847.50
DOES	Expenditures on Contracts	DC INFRASTRUCTURE ACADEMY	JACOBS ENGINEERING GROUP INC.	8	\$	2,718.42
DCPS	Expenditures on Contracts	JO WILSON ES MODERNIZATION/RENOVATION	LIGHTBOX/BLUEFIN PARTNERS	6	\$	2,409.00
DCPS	Expenditures on Contracts	TUBMAN ES MODERNIZATION	LIGHTBOX/BLUEFIN PARTNERS	1	\$	2,107.88
DCPS	Expenditures on Contracts	JO WILSON ES MODERNIZATION/RENOVATION	JACOBS ENGINEERING GROUP INC.	6	\$	1,844.87
DCPS	Expenditures on Contracts	MAC ARTHUR BOULEVARD SCHOOL	BOWMAN CONSULTING GROUP LTD	3	\$	1,630.50
DCPS	Expenditures on Contracts	RANDLE HIGHLANDS-MODERNIZATION/RENOV	FMC & ASSOCIATES, LLC	7	\$	1,331.80
DMPED	Expenditures on Contracts	DEVELOPMENT FINANCING	Fidelity National Title Compan	4	\$	146.16
None- Tax Expenditure	Tax Abatements & Exemptions	5027 C ST SE WASHINGTON DC 20019	TCB FAIRLAWN/MARSHALL HOUSING LP	7	\$	78,309.72

Appendix: FY23 Economic Development Expenditures

Agency	Incentive Type	Subtype/Description	Recipient	Report Ward	Value of Incentive
DCHE	Federal Tax Credits	New Market Tax Credits	Survivors and Advocates for Empowerment, Inc. (DC SAFE)	5	\$ 11,000,000.00
DCHE	Federal Tax Credits	New Market Tax Credits	Whitman-Walker Health Clinic Inc.	8	\$ 11,000,000.00
DCHFA	Revenue Bond Issuance	Ontario Place	Jubilee Housing	1	\$ 3,802,104.00
DCHFA	Revenue Bond Issuance	EucKal Apartments	Jubilee Housing	1	\$ 31,110,000.00
DCHFA	Revenue Bond Issuance	Carl F. West	NCBA Housing Development Corporation	1	\$ 64,695,000.00
DCHFA	Revenue Bond Issuance	Faircliff Plaza East	Somerset Development Company	1	\$ 49,329,000.00
DCHFA	Revenue Bond Issuance	Park Morton Phase 1	The Community Builders	1	\$ 4,181,543.00
DCHFA	Revenue Bond Issuance	Lisner Senior Independent	Lisner Home, Urban	3	\$ 33,350,000.00
DCHFA	Revenue Bond Issuance	Fort Totten Senior	APAH	4	\$ 29,804,000.00
DCHFA	Revenue Bond Issuance	Takoma Place Supplemental	NHP	4	\$ 2,100,000.00
DCHFA	Revenue Bond Issuance	Edgewood 611/Gardens	Enterprise Community Development	5	\$ 24,445,000.00
DCHFA	Revenue Bond Issuance	Northwest One Phase II	CSG Urban	6	\$ 45,000,000.00
DCHFA	Revenue Bond Issuance	The Residence at Kenilworth Supplemental	Foundation Housing	7	\$ 5,840,000.00
DCHFA	Revenue Bond Issuance	HR Crawford Gardens	Manna	7	\$ 5,924,809.00
DCHFA	Revenue Bond Issuance	3450 Eads	Neighborhood Development Company	7	\$ 20,536,000.00
DCHFA	Revenue Bond Issuance	Villages at Parklands	Dantes Partners	8	\$ 59,200,000.00

Appendix: FY23 Economic Development Expenditures

DCHFA	Revenue Bond Issuance	Belmont Crossing Phase 1	Gilbane, Equity Plus, MED	8	\$ 48,864,000.00
DCHFA	Revenue Bond Issuance	Alabama Avenue Apartments	Durrani Development Corp.	8	\$ 23,100,000.00
DCHFA	Revenue Bond Issuance	Worthington Woods	Montgomery Housing Partnership	8	\$ 19,793,927.00
DCHFA	Revenue Bond Issuance	Villages of East River	NHT	Multiple	\$ 1,930,133.00
DCPL	Expenditures on Contracts	PARKLANDS TURNER COMMUNITY CAMPUS	TURNER CONSTRUCTION COMPANY	8	\$ 211,871.90
DCPL	Expenditures on Contracts	GENERAL IMPROVEMENT-LIBRARIES	BROUGHTON CONSTRUCTION CO LLC	Multiple	\$ 182,105.74
DCPL	Expenditures on Contracts	LAMOND RIGGS LIBRARY	CONSIGLI CONSTRUCTION CO., INC	5	\$ 1,991,479.03
DCPL	Expenditures on Contracts	GENERAL IMPROVEMENT-LIBRARIES	DLR GROUP OF DC P.C	Multiple	\$ 49,582.80
DCPL	Expenditures on Contracts	GENERAL IMPROVEMENT-LIBRARIES	HR GENERAL MAINTENANCE CORP	Multiple	\$ 847,352.00
DCPL	Expenditures on Contracts	MARTIN LUTHER KING JR. MEMORIAL CENTRAL	Lyngsoe Systems Inc	2	\$ 217,065.55
DCPL	Expenditures on Contracts	INFORMATION TECHNOLOGY MODERNIZATION	NETWORKING FOR FUTURE INC	Multiple	\$ 372,425.61
DCPL	Expenditures on Contracts	MARTIN LUTHER KING JR. MEMORIAL CENTRAL	NORTH ARROW INC	2	\$ 34,560.00
DCPL	Expenditures on Contracts	GENERAL IMPROVEMENT-LIBRARIES	RSC ELECTRICAL AND MECHANIC	Multiple	\$ 237,397.00
DCPL	Expenditures on Contracts	MARTIN LUTHER KING JR. MEMORIAL CENTRAL	SMOOT GILBANE III MLK JT VENTR	2	\$ 315,410.26
DCPL	Expenditures on Contracts	SOUTHEAST LIBRARY	WHITING-TURNER CONTRACTING CO	6	\$ 1,495,080.12
DCPS	Expenditures on Contracts	COOLIDGE HS CAFETERIA ADDITION	BENNETT GROUP INC	4	\$ 306,019.35

Appendix: FY23 Economic Development Expenditures

DCPS	Expenditures on Contracts	LAFAYETTE ES MODERNIZATION/RENOVATION	BENNETT GROUP INC	4	\$ 12,282.00
DCPS	Expenditures on Contracts	MAC ARTHUR BOULEVARD SCHOOL	BENNETT GROUP INC	3	\$ 492,830.32
DCPS	Expenditures on Contracts	PEABODY ES RENOVATION/MODERNIZATION	BENNETT GROUP INC	6	\$ 73,088.24
DCPS	Expenditures on Contracts	STAY @ GARNET-PATTERSON	BENNETT GROUP INC	1	\$ 17,338.77
DCPS	Expenditures on Contracts	STUART HOBSON MS RENOVATION	BENNETT GROUP INC	6	\$ 4,456.26
DCPS	Expenditures on Contracts	DOROTHY HEIGHT ES MODERNIZATION	BOWMAN CONSULTING GROUP LTD	4	\$ 19,782.00
DCPS	Expenditures on Contracts	FRANCIS/STEVENS ES MODERNIZATION/RENOVATION	BOWMAN CONSULTING GROUP LTD	2	\$ 25,507.00
DCPS	Expenditures on Contracts	RAYMOND ES MODERNIZATION/RENOVATION	BOWMAN CONSULTING GROUP LTD	4	\$ 54,582.36
DCPS	Expenditures on Contracts	WHITLOCK ES RENOVATION/MODERNIZATION	BOWMAN CONSULTING GROUP LTD	7	\$ 19,071.50
DCPS	Expenditures on Contracts	MARTIN LUTHER KING ES MODERNIZATION	BROUGHTON CONSTRUCTION CO LLC	8	\$ 100,590.28
DCPS	Expenditures on Contracts	LOGAN ES MODERNIZATION/RENOVATION	BROUGHTON CONSTRUCTION CO LLC	6	\$ 168,968.16
DCPS	Expenditures on Contracts	MAC ARTHUR BOULEVARD SCHOOL	BROUGHTON CONSTRUCTION CO LLC	3	\$ 2,178,081.97
DCPS	Expenditures on Contracts	BARD EARLY COLLEGE MODERNIZATION/RENOVATION	JACOBS ENGINEERING GROUP INC.	8	\$ 110,387.10
DCPS	Expenditures on Contracts	VAN NESS RENOVATION	BROUGHTON CONSTRUCTION CO LLC	6	\$ 230,130.27

Appendix: FY23 Economic Development Expenditures

DCPS	Expenditures on Contracts	WHEATLEY ES MODERNIZATION/RENOVATION	BROUGHTON CONSTRUCTION CO LLC	5	\$ 748,784.92
DCPS	Expenditures on Contracts	TRUESDELL ES MODERNIZATION/RENOVATION	BSC-CWC TRUESDELL JV LLC	4	\$ 2,575,876.37
DCPS	Expenditures on Contracts	BARD EARLY COLLEGE MODERNIZATION/RENOVATION	LIGHTBOX/BLUEFIN PARTNERS	8	\$ 29,619.30
DCPS	Expenditures on Contracts	GARFIELD ES RENOVATION/MODERNIZATION	LIGHTBOX/BLUEFIN PARTNERS	8	\$ 21,283.92
DCPS	Expenditures on Contracts	BARD EARLY COLLEGE MODERNIZATION/RENOVATION	MCN BUILD INC.	8	\$ 27,497,910.55
DCPS	Expenditures on Contracts	GARFIELD ES RENOVATION/MODERNIZATION	MCN BUILD INC.	8	\$ 17,000,706.20
DCPS	Expenditures on Contracts	AMIDON ES MODERNIZATION/RENOVATION	CHIARAMONTE CONSTRUCTION COMP	6	\$ 4,630,298.39
DCPS	Expenditures on Contracts	ANNE M. GODING ES	CHIARAMONTE CONSTRUCTION COMP	6	\$ 378,766.00
DCPS	Expenditures on Contracts	BUNKER HILL ES MODERNIZATION/RENOVATION	CHIARAMONTE CONSTRUCTION COMP	5	\$ 1,613,069.55
DCPS	Expenditures on Contracts	DEAL JHS-MODERNIZATION/RENOVATION	CHIARAMONTE CONSTRUCTION COMP	3	\$ 1,161,000.00
DCPS	Expenditures on Contracts	DREW ES MODERNIZATION/RENOVATION	CHIARAMONTE CONSTRUCTION COMP	7	\$ 21,545.00
DCPS	Expenditures on Contracts	MINER ES-MODERNIZATION/RENOVATION	CHIARAMONTE CONSTRUCTION COMP	7	\$ 1,769,240.83

Appendix: FY23 Economic Development Expenditures

DCPS	Expenditures on Contracts	ROSS ES RENOVATION	CHIARAMONTE CONSTRUCTION COMP	2	\$ 76,917.37
DCPS	Expenditures on Contracts	STAY @ GARNET-PATTERSON	CHIARAMONTE CONSTRUCTION COMP	1	\$ 136,269.08
DCPS	Expenditures on Contracts	STODDERT ES MODERNIZATION/RENOVATION	CHIARAMONTE CONSTRUCTION COMP	3	\$ 1,147,406.45
DCPS	Expenditures on Contracts	STUART HOBSON MS RENOVATION	CHIARAMONTE CONSTRUCTION COMP	6	\$ 120,787.75
DCPS	Expenditures on Contracts	SMOTHERS ES MODERNIZATION/RENOVATION	CHIARAMONTE/COAKLEY & WILLIAMS	7	\$ 7,973,332.04
DCPS	Expenditures on Contracts	GARFIELD ES RENOVATION/MODERNIZATION	SOIL AND LAND USE TECHNOLOGY	8	\$ 21,152.10
DCPS	Expenditures on Contracts	ADAMS ES MODERNIZATION/RENOVATION	Consigli Keystone-Adams EC Joint Venture	1	\$ 849,646.99
DCPS	Expenditures on Contracts	SMOTHERS ES MODERNIZATION/RENOVATION	DLR GROUP OF DC P.C	7	\$ 72,057.30
DCPS	Expenditures on Contracts	FRANCIS/STEVENS ES MODERNIZATION/RENOVATION	DMY CAPITOL LLC	2	\$ 9,559.74
DCPS	Expenditures on Contracts	MINER ES-MODERNIZATION/RENOVATION	DMY CAPITOL LLC	7	\$ 14,211.68
DCPS	Expenditures on Contracts	RAYMOND ES MODERNIZATION/RENOVATION	DMY CAPITOL LLC	4	\$ 50,207.66
DCPS	Expenditures on Contracts	WHITLOCK ES RENOVATION/MODERNIZATION	DMY CAPITOL LLC	7	\$ 108,140.95
DCPS	Expenditures on Contracts	DOROTHY HEIGHT ES MODERNIZATION	GCS/SIGAL-GRUNLEY JV	4	\$ 18,544,286.76

Appendix: FY23 Economic Development Expenditures

DCPS	Expenditures on Contracts	EATON ES RENOVATION/MODERNIZATION	GCS/SIGAL-GRUNLEY JV	3	\$ 234,864.65
DCPS	Expenditures on Contracts	ANNE M. GODING ES	GILBANE BUILDING CO.	6	\$ 12,640,299.14
DCPS	Expenditures on Contracts	WHITLOCK ES RENOVATION/MODERNIZATION	GILBANE BUILDING CO.	7	\$ 14,086,980.75
DCPS	Expenditures on Contracts	WEST ES MODERNIZATION/RENOVATION	GILBANE-SAXON A JOINT VENTURE	4	\$ 147,906.63
DCPS	Expenditures on Contracts	ELIOT-HINE JHS RENOVATION/MODERNIZATION	HEP CONSTRUCTION	6	\$ 1,133,951.05
DCPS	Expenditures on Contracts	RANDLE HIGHLANDS-MODERNIZATION/RENOV	JACOBS ENGINEERING GROUP INC.	7	\$ 29,216.00
DCPS	Expenditures on Contracts	SMOTHERS ES MODERNIZATION/RENOVATION	JACOBS ENGINEERING GROUP INC.	7	\$ 53,244.29
DCPS	Expenditures on Contracts	COOLIDGE HS MODERNIZATION/RENOVATION	KEYSTONE PLUS CONSTRUCTION COR	4	\$ 61,153.15
DCPS	Expenditures on Contracts	RANDLE HIGHLANDS-MODERNIZATION/RENOV	KEYSTONE PLUS CONSTRUCTION COR	7	\$ 888,334.23
DCPS	Expenditures on Contracts	ANNE M. GODING ES	LIGHTBOX/BLUEFIN PARTNERS	6	\$ 8,756.44
DCPS	Expenditures on Contracts	DOROTHY HEIGHT ES MODERNIZATION	LIGHTBOX/BLUEFIN PARTNERS	4	\$ 26,520.82
DCPS	Expenditures on Contracts	FRANCIS/STEVENS ES MODERNIZATION/RENOVAT	LIGHTBOX/BLUEFIN PARTNERS	2	\$ 6,681.60
DCPS	Expenditures on Contracts	LOGAN ES MODERNIZATION/RENOVATION	LIGHTBOX/BLUEFIN PARTNERS	6	\$ 49,292.00

Appendix: FY23 Economic Development Expenditures

DCPS	Expenditures on Contracts	RANDLE HIGHLANDS-MODERNIZATION/RENOV	LIGHTBOX/BLUEFIN PARTNERS	7	\$ 18,836.75
DCPS	Expenditures on Contracts	SMOTHERS ES MODERNIZATION/RENOVATION	LIGHTBOX/BLUEFIN PARTNERS	7	\$ 4,378.12
DCPS	Expenditures on Contracts	WHITLOCK ES RENOVATION/MODERNIZATION	LIGHTBOX/BLUEFIN PARTNERS	7	\$ 7,424.00
DCPS	Expenditures on Contracts	BANNEKER HS CONSTRUCTION @ 925 RI AVE NW	MCN BUILD INC.	2	\$ 1,065,002.87
DCPS	Expenditures on Contracts	BROWNE EC MODERNIZATION	MCN BUILD INC.	5	\$ 7,737,432.66
DCPS	Expenditures on Contracts	FRANCIS/STEVENS ES MODERNIZATION/RENOVAT	MCN BUILD INC.	2	\$ 34,172,084.97
DCPS	Expenditures on Contracts	LOGAN ES MODERNIZATION/RENOVATION	MCN BUILD INC.	6	\$ 30,050.87
DCPS	Expenditures on Contracts	RAYMOND ES MODERNIZATION/RENOVATION	MCN BUILD INC.	4	\$ 32,626,982.56
DCPS	Expenditures on Contracts	ROOSEVELT HS MODERNIZATION	NORTH ARROW INC	4	\$ 139,398.67
DCPS	Expenditures on Contracts	STAY @ GARNET-PATTERSON	PROTEC CONSTRUCTION INC.	1	\$ 10,409,176.63
DCPS	Expenditures on Contracts	PLUMMER ES RENOVATION/MODERNIZATION	RSC ELECTRICAL AND MECHANIC	7	\$ 121,540.00
DCPS	Expenditures on Contracts	ANNE M. GODING ES	SHINBERG LEVINAS ARCHITECTURAL	6	\$ 82,847.63
DCPS	Expenditures on Contracts	THOMAS ES-MODERNIZATION/RENOV	SMOOT CORPORATION OF WDC	7	\$ 241,748.00
DCPS	Expenditures on Contracts	ANNE M. GODING ES	SOIL AND LAND USE TECHNOLOGY	6	\$ 28,361.13

Appendix: FY23 Economic Development Expenditures

DCPS	Expenditures on Contracts	DOROTHY HEIGHT ES MODERNIZATION	SOIL AND LAND USE TECHNOLOGY	4	\$ 31,759.25
DCPS	Expenditures on Contracts	FRANCIS/STEVENS ES MODERNIZATION/RENOVAT	SOIL AND LAND USE TECHNOLOGY	2	\$ 98,373.42
DCPS	Expenditures on Contracts	WHITLOCK ES RENOVATION/MODERNIZATIO N	SOIL AND LAND USE TECHNOLOGY	7	\$ 51,134.28
DCPS	Expenditures on Contracts	MAC ARTHUR BOULEVARD SCHOOL	WKM SOLUTIONS LLC	3	\$ 2,930,392.91
DDOT	Expenditures on Contracts	11th Street Bridge Park	WHITMAN REQUARDT AND ASSOC	8	\$ 594,630.95
DHCD	Grants	FAÇADE IMPROVEMENT	SB WORKS	Multiple	\$ 419,366.01
DHCD	Grants	FAÇADE IMPROVEMENT	BARRACKS ROW MAINSTREET	6	\$ 328,660.17
DHCD	Grants	FAÇADE IMPROVEMENT	COLUMBIA HEIGHTS DAY INITIATIV	Multiple	\$ 314,710.86
DHCD	Grants	FAÇADE IMPROVEMENT	FRIENDS OF RHODE ISLAND AVE NE	5	\$ 96,315.48
DHCD	Grants	FAÇADE IMPROVEMENT	ANACOSTIA ECONOMIC DEVELOPMENT	Multiple	\$ 46,412.40
DHCD	Grants	FAÇADE IMPROVEMENT	CONGRESS HEIGHTS TRAINING	Multiple	\$ 2,706.28
DHCD	Grants	HOMEOWNER ASSISTANCE FUND	LATINO ECONOMIC DEVELOPMENT	Multiple	\$ 1,576,074.10
DHCD	Grants	HOMEOWNER ASSISTANCE FUND	HOUSING COUNSELING SERVICE	Multiple	\$ 225,650.52
DHCD	Grants	HOMEOWNER ASSISTANCE FUND	MANNA INC	Multiple	\$ 89,000.00
DHCD	Grants	HOMEOWNER ASSISTANCE FUND	LYDIA'S HOUSE	Multiple	\$ 50,000.00
DMPED	Disposition	1351, 1353, 1355, 1357 Aspen Street NW	WXY Towns LLC	4	\$ 953,798.98

Appendix: FY23 Economic Development Expenditures

DHCD	Grants	HOMEOWNER ASSISTANCE FUND	MARSHALL HEIGHTS COMMUNITY	Multiple	\$ 33,000.00
DHCD	Grants	HOMEOWNER ASSISTANCE FUND	CENTRAL AMERICAN RESOURCE	Multiple	\$ 23,500.00
DHCD	Grants	HOMEOWNER ASSISTANCE FUND	UNIVERSITY LEGAL SERVICES	Multiple	\$ 15,500.00
DHCD	Grants	Homeowner Assistance Fund - Fees	Aggregate - 164 Recipients	Multiple	\$ 2,418,064.16
DHCD	Grants	Homeowner Assistance Fund - Financial Assistance	Aggregate - 332 Recipients	Multiple	\$ 1,476,503.22
DMPED	Disposition	1359, 1361, 1363, 1365 Aspen Stree NW and 6818, 6820, 6822, 6824 General Davis Drive NW	WXY Towns LLC	4	\$ 1,692,635.00
DHCD	Grants	Homeowner Assistance Fund - Mortgage Payment Assistance	Aggregate - 518 Recipients	Multiple	\$ 16,452,582.81
DHCD	Grants	Homeowner Assistance Fund - Taxes	Aggregate - 44 Recipients	Multiple	\$ 1,218,093.30
DHCD	Grants	Homeowner Assistance Fund - Utilities	Aggregate - 549 Recipients	Multiple	\$ 795,331.77
DHCD	Grants	HOUSING COUNSELING	HOUSING COUNSELING SERVICE	Multiple	\$ 3,200,371.14
DHCD	Grants	HOUSING COUNSELING	UNIVERSITY LEGAL SERVICES	Multiple	\$ 1,599,061.93
DHCD	Grants	HOUSING COUNSELING	LATINO ECONOMIC DEVELOPMENT	Multiple	\$ 1,005,063.31
DHCD	Grants	HOUSING COUNSELING	LEGAL COUNSEL FOR THE ELDERLY	Multiple	\$ 1,002,512.69
DHCD	Grants	HOUSING COUNSELING	MANNA INC	Multiple	\$ 697,921.19
DMPED	Disposition	6810, 6812, 6814, 6816 General Davis Drive NW	WXY Towns LLC	4	\$ 950,877.40
DMPED	Revenue Bond Issuance	Arts	Phillips Collection	2	\$ 6,300,000.00

Appendix: FY23 Economic Development Expenditures

DMPED	Revenue Bond Issuance	Association	National Urban League	1	\$ 4,250,000.00
DHCD	Grants	HOUSING COUNSELING	LYDIA'S HOUSE	Multiple	\$ 570,892.86
DHCD	Grants	HOUSING COUNSELING	DC AFFORDABLE LAW FIRM	Multiple	\$ 500,000.00
DHCD	Grants	HOUSING COUNSELING	LEGAL COUNSEL FOR THE ELDERLY	Multiple	\$ 500,000.00
DHCD	Grants	HOUSING COUNSELING	CENTRAL AMERICAN RESOURCE	Multiple	\$ 489,230.92
DHCD	Grants	HOUSING COUNSELING	GREATER WASHINGTON URBAN LEAGUE	Multiple	\$ 349,070.96
DMPED	Revenue Bond Issuance	Association	American College of Cardiology	2	\$ 39,200,000.00
DHCD	Grants	HOUSING COUNSELING	MI CASA MY HOUSE INC.	Multiple	\$ 295,213.91
DHCD	Grants	HOUSING COUNSELING	MARSHALL HEIGHTS COMMUNITY	Multiple	\$ 280,165.05
DHCD	Grants	HOUSING COUNSELING	DOUGLASS COMMUNITY LAND TRUST	Multiple	\$ 140,667.35
DHCD	Loans	Housing Production Trust Fund	Carl F. West Estates	1	\$ 21,735,449.87
DHCD	Loans	Housing Production Trust Fund	Terrace Manor Apartments	8	\$ 15,854,926.50
DMPED	Revenue Bond Issuance	Association	American Immigration Lawyers Association	2	\$ 13,780,000.00
DHCD	Loans	Housing Production Trust Fund	1635 V St SE	8	\$ 12,130,127.20
DHCD	Loans	Housing Production Trust Fund	Belmont Crossing Phase 1A	8	\$ 11,653,613.84
DHCD	Loans	Housing Production Trust Fund	1350 Fairmont St NW	1	\$ 10,200,318.15
DHCD	Loans	Housing Production Trust Fund	Lisner Senior	3	\$ 10,130,000.00

Appendix: FY23 Economic Development Expenditures

DMPED	Revenue Bond Issuance	Association	American Sociological Association	2	\$ 14,950,000.00
DHCD	Loans	Housing Production Trust Fund	2483 Alabama Ave, SE	8	\$ 9,083,869.56
DMPED	Revenue Bond Issuance	Association	Council on Foreign Relations	2	\$ 62,680,000.00
DMPED	Revenue Bond Issuance	Association	Friends for Legal Services	2	\$ 12,895,000.00
DHCD	Loans	Housing Production Trust Fund	Clara on Martin Luther King	8	\$ 8,639,299.86
DHCD	Loans	Housing Production Trust Fund	Ontario Place	1	\$ 8,000,000.00
DHCD	Loans	Housing Production Trust Fund	Kenilworth 166 Phase 1	7	\$ 5,580,432.78
DMPED	Revenue Bond Issuance	Association	National Academy of Sciences	2	\$ 95,600,000.00
DHCD	Loans	Housing Production Trust Fund	3450 Eads St, NE	7	\$ 5,526,840.27
DMPED	Revenue Bond Issuance	Association	Population Services	2	\$ 28,200,000.00
DMPED	Revenue Bond Issuance	Association	Society for Neuroscience	2	\$ 12,000,000.00
DHCD	Loans	Housing Production Trust Fund	Cedar Street	6	\$ 4,606,078.50
DHCD	Loans	Housing Production Trust Fund	SOME 1515 North Capitol	5	\$ 3,537,051.60
DMPED	Revenue Bond Issuance	Association	Leading Age	3	\$ 11,090,000.00
DHCD	Loans	Housing Production Trust Fund	MDXL Flats	6	\$ 3,447,736.81
DHCD	Loans	Housing Production Trust Fund	Crawford Landing	7	\$ 2,172,744.48
DMPED	Revenue Bond Issuance	Association	Protestant Episcopal Cathedral Foundation	3	\$ 89,640,000.00

Appendix: FY23 Economic Development Expenditures

DHCD	Loans	Housing Production Trust Fund	218 Vine Street	4	\$ 1,575,328.13
DHCD	Loans	Housing Production Trust Fund	17 Mississippi Avenue	8	\$ 1,074,787.45
DHCD	Loans	Housing Production Trust Fund	2442 MLK	8	\$ 1,064,312.67
DHCD	Loans	Housing Production Trust Fund	401 Anacostia Road, SE	8	\$ 995,000.00
DHCD	Loans	Housing Production Trust Fund	HanTiv	Multiple	\$ 950,736.17
DHCD	Loans	Housing Production Trust Fund	Spring Flats Family - Affordable	4	\$ 904,133.54
DHCD	Loans	Housing Production Trust Fund	Anacostia Gardens	8	\$ 872,175.77
DHCD	Loans	Housing Production Trust Fund	809-813 Kennedy Street NW	4	\$ 835,274.36
DSLBD	Grants	Other Grants	Latino Economic Development Center	Multiple	\$ 505,000.00
DMPED	Revenue Bond Issuance	Association	Army Distaff	4	\$ 19,230,000.00
DHCD	Loans	Housing Production Trust Fund	Fort Totten Senior	4	\$ 699,343.01
DHCD	Loans	Housing Production Trust Fund	1550 First Street SW	6	\$ 637,502.45
DHCD	Loans	Housing Production Trust Fund	Spring Flats Senior 4%	4	\$ 414,918.89
DMPED	Revenue Bond Issuance	Association	International Spy Museum (SOFR)	6	\$ 50,000,000.00
DMPED	Grants	BRIDGE FUND	CITY FIRST ENTERPRISES	Multiple	\$ 8,000,000.00
DMPED	Grants	BUSINESS DEVELOPMENT	1213 U ST LLC	1	\$ 1,800,000.00
DHCD	Loans	Housing Production Trust Fund	JUBILEE ONTARIO	1	\$ 352,533.49

Appendix: FY23 Economic Development Expenditures

DMPED	Grants	BUSINESS DEVELOPMENT	GREATER WASHINGTON DC BLACK CH	Multiple	\$ 900,000.00
DHCD	Loans	Housing Production Trust Fund	1100 Eastern Avenue	7	\$ 343,438.46
DHCD	Grants	Housing Production Trust Fund	10 PARK SOUTHERN (DMH)	8	\$ 530,000.00
DMPED	Grants	BUSINESS DEVELOPMENT	FAR SOUTHEAST FAMILY	Multiple	\$ 600,000.00
DMPED	Grants	BUSINESS DEVELOPMENT	Generation USA	Multiple	\$ 250,000.00
DHCD	Loans	Housing Production Trust Fund	Lock 7 (7428-34 Georgia Ave)	4	\$ 243,280.63
DHCD	Loans	Housing Production Trust Fund	JUBILEE KEB	1	\$ 191,085.34
DSLBD	Grants	Other Grants	Congress Heights	Multiple	\$ 355,000.00
DHCD	Loans	Housing Production Trust Fund	Hope Cooperative	4	\$ 140,502.89
DHCD	Loans	Housing Production Trust Fund	Belmont Crossing Partners	8	\$ 103,478.00
DHCD	Loans	Housing Production Trust Fund	301 Delafield Place, NW	4	\$ 102,611.17
DHCD	Loans	Housing Production Trust Fund	22 Atlantic Cooperatie Association	8	\$ 92,676.55
DHCD	Loans	Housing Production Trust Fund	Spring Flats Senior 9%	4	\$ 91,465.01
DMPED	Grants	BUSINESS DEVELOPMENT	WASHINGTON DC ECONOMIC PARTNER	Multiple	\$ 250,000.00
DMPED	Grants	COMMERCIAL PROPERTY ACQUISITION FUND	CITY FIRST ENTERPRISES	Multiple	\$ 4,000,000.00
DMPED	Grants	DEVELOPMENT & DISPOSITION	AFRICAN-AMERICAN CIVIL WAR	1	\$ 1,600,000.00
DMPED	Expenditures on Contracts	DEVELOPMENT & DISPOSITION	U.S. BANK TRUST COMPANY NATION	Multiple	\$ 1,604,436.38

Appendix: FY23 Economic Development Expenditures

DMPED	Expenditures on Contracts	DEVELOPMENT & DISPOSITION	U.S. BANK TRUST COMPANY NATION	Multiple	\$ 517,833.96
DMPED	Expenditures on Contracts	DEVELOPMENT & DISPOSITION	JACOBS ENGINEERING GROUP INC.	8	\$ 30,599.86
DHCD	Grants	Housing Production Trust Fund	Talbert Street	8	\$ 125,624.94
DMPED	Grants	DEVELOPMENT AND DISPOSITION	COALITION FOR NONPROFIT	Multiple	\$ 254,312.95
DMPED	Expenditures on Contracts	DEVELOPMENT FINANCING	ANSWER TITLE AND ESCROW L	4	\$ 10,000,000.00
DSLBD	Grants	Other Grants	Latino Economic Development Center	Multiple	\$ 346,000.00
DHCD	Grants	HPF	NCB CAPITAL IMPACT	Multiple	\$ 7,000,000.00
DHCD	Grants	HPF	LOCAL INITIATIVES SUPPORT CORP	Multiple	\$ 6,800,000.00
DMPED	Expenditures on Contracts	DEVELOPMENT FINANCING	U.S. BANK TRUST COMPANY NATION	Multiple	\$ 7,970,923.03
DMPED	Expenditures on Contracts	DEVELOPMENT FINANCING	DC HOUSING AUTHORITY	Multiple	\$ 6,534,789.17
DHCD	Grants	HPF	LOW INCOME INVESTMENT FUND	Multiple	\$ 3,357,624.00
DMPED	Expenditures on Contracts	DEVELOPMENT FINANCING	U.S. BANK TRUST COMPANY NATION	Multiple	\$ 6,154,584.04
DMPED	Expenditures on Contracts	DEVELOPMENT FINANCING	DC HOUSING AUTHORITY	Multiple	\$ 3,772,489.15
DMPED	Expenditures on Contracts	DEVELOPMENT FINANCING	U.S. BANK TRUST COMPANY NATION	8	\$ 2,029,076.97
DMPED	Expenditures on Contracts	DEVELOPMENT FINANCING	DC HOUSING AUTHORITY	Multiple	\$ 1,693,959.06
DMPED	Expenditures on Contracts	DEVELOPMENT FINANCING	DC HOUSING AUTHORITY	Multiple	\$ 1,223,291.68
DMPED	Expenditures on Contracts	DEVELOPMENT FINANCING	JACOBS ENGINEERING GROUP INC.	8	\$ 714,609.58

Appendix: FY23 Economic Development Expenditures

DSLBD	Grants	Other Grants	Latino Economic Development Center	Multiple	\$ 300,000.00
DHCD	Grants	PRESERVATION FINANCING DIVISION	COALITION FOR NONPROFIT	Multiple	\$ 240,000.00
DHCD	Expenditures on Contracts	SINGLE FAMILY REHABILITATION	1 REGAL ENTERPRISE LLC	Multiple	\$ 137,946.00
DMPED	Expenditures on Contracts	DEVELOPMENT FINANCING	JACOBS ENGINEERING GROUP INC.	8	\$ 674,248.47
DHCD	Expenditures on Contracts	SINGLE FAMILY REHABILITATION	HEP CONSTRUCTION	Multiple	\$ 9,900.00
DHCD	Expenditures on Contracts	SINGLE FAMILY REHABILITATION	HR GENERAL MAINTENANCE CORP	Multiple	\$ 746,450.00
DMPED	Expenditures on Contracts	DEVELOPMENT FINANCING	DC HOUSING AUTHORITY	Multiple	\$ 633,111.07
DMPED	Expenditures on Contracts	DEVELOPMENT FINANCING	PARK VIEW COMMUNITY PARTNERS	Multiple	\$ 133,917.18
DMPED	Expenditures on Contracts	DEVELOPMENT FINANCING	JACOBS ENGINEERING GROUP INC.	8	\$ 59,649.11
DMPED	Expenditures on Contracts	DEVELOPMENT FINANCING	JACOBS ENGINEERING GROUP INC.	8	\$ 37,927.11
DMPED	Revenue Bond Issuance	Education	EL Haynes PCS	1	\$ 21,952,000.00
DMPED	Revenue Bond Issuance	Education	The Field School	3	\$ 26,500,000.00
DMPED	Revenue Bond Issuance	Education	Washington International School	3	\$ 62,000,000.00
DMPED	Revenue Bond Issuance	Education	DC Hebrew Language Charter School (SELA)	4	\$ 15,000,000.00
DMPED	Revenue Bond Issuance	Education	Spanish Education Development Center	4	\$ 3,072,750.00
DMPED	Revenue Bond Issuance	Education	St. John High School	4	\$ 20,337,000.00
DMPED	Revenue Bond Issuance	Education	Washington Latin Public Charter School	4	\$ 14,500,000.00

Appendix: FY23 Economic Development Expenditures

DMPED	Revenue Bond Issuance	Education	Friendship PCS	5	\$ 18,035,000.00
DMPED	Revenue Bond Issuance	Education	Friendship PCS	5	\$ 29,742,000.00
DMPED	Revenue Bond Issuance	Education	Mundo Verde PCS	5	\$ 55,000,000.00
DMPED	Revenue Bond Issuance	Education	Capitol Hill Day School	6	\$ 101,000,000.00
DMPED	Revenue Bond Issuance	Education	Univeristy of Georgia Foundation	6	\$ 12,500,000.00
DMPED	Revenue Bond Issuance	Education	Cedar Tree PCS	8	\$ 4,400,000.00
DMPED	Grants	FOOD ACCESS FUND	FISH AND FIRE FOOD GROUP LLC	8	\$ 731,000.00
DMPED	Grants	FOOD ACCESS FUND	CHECK IT ENTERPRISES LLC	8	\$ 596,655.36
DMPED	Grants	FOOD ACCESS FUND	FISH AND FIRE FOOD GROUP LLC	8	\$ 503,216.68
DMPED	Grants	FOOD ACCESS FUND	2228 MLK LLC	8	\$ 460,201.50
DMPED	Grants	FOOD ACCESS FUND	WILMARV INVESTMENT GROUP LLC	8	\$ 438,278.40
DMPED	Grants	FOOD ACCESS FUND	DREAMING OUT LOUD, INC.	8	\$ 436,405.20
DMPED	Grants	FOOD ACCESS FUND	DB Limited Liability Company	8	\$ 360,033.66
DMPED	Grants	FOOD ACCESS FUND	3109 LLC	8	\$ 184,482.06
DMPED	Grants	FOOD ACCESS FUND	CALLISTER TECHNOLOGY AND ENTER	7	\$ 162,918.74
DMPED	Grants	FOOD ACCESS FUND	GREEN T GROUP II INC	7	\$ 159,511.00
DMPED	Grants	FOOD ACCESS FUND	MARKET SEVEN LLC	7	\$ 159,128.66

Appendix: FY23 Economic Development Expenditures

DMPED	Grants	FOOD ACCESS FUND	THE SANDLOT	8	\$ 96,875.00
DSLBD	Grants	Other Grants	Columbia Heights Day Initiative dba District Bridges	3	\$ 250,000.00
DHCD	Expenditures on Contracts	SINGLE FAMILY REHABILITATION	INTERCONTINENTAL BUILD	Multiple	\$ 313,500.00
DMPED	Grants	FOOD ACCESS FUND	CAPITAL CITY RESTAURANT GROUP	8	\$ 93,241.43
DSLBD	Grants	Other Grants	Marshall Heights Community Development Organization	Multiple	\$ 247,500.00
DMPED	Grants	FOOD ACCESS FUND	NUTRITIONAL WEALTH AND WELLNES	7	\$ 91,936.34
DMPED	Grants	FOOD ACCESS FUND	CAPITAL CITY RESTAURANT GROUP	8	\$ 39,054.54
DMPED	Disposition	General Davis Drive (SSL 2950- 969, 2950-981)	TPWR Developer LLC	4	\$ 9,684,220.00
DMPED	Revenue Bond Issuance	Healthcare	Hospital Sick for Children	5	\$ 12,450,000.00
DSLBD	Grants	Other Grants	Marshall Heights Community Development Organization	Multiple	\$ 245,000.00
DMPED	Revenue Bond Issuance	Higher Education	Provident Bison (Howard U)	1	\$ 299,882,145.95
DMPED	Grants	INCLUSIVE INNOVATION EQUITY IMPACT FUND	ACCELERATE 500 INC	Multiple	\$ 1,000,000.00
DHCD	Expenditures on Contracts	SINGLE FAMILY REHABILITATION	LEONE TECH LLC dba LEONE CONSTRUCTION	Multiple	\$ 77,045.00
DHCD	Expenditures on Contracts	SINGLE FAMILY REHABILITATION	LEONE TECH LLC dba LEONE CONSTRUCTION	Multiple	\$ 122,820.70
DHCD	Expenditures on Contracts	SINGLE FAMILY REHABILITATION	VETERANS CONTRACTOR ASSISTANCE	Multiple	\$ 130,401.47
DMPED	Grants	NEIGHBORHOOD PROSPERITY FUND	Feel Grounded Inc.	8	\$ 911,401.00
DHCD	Grants	SMALL BUSINESS TECHNICAL ASSISTANCE	LATINO ECONOMIC DEVELOPMENT	Multiple	\$ 765,074.74

Appendix: FY23 Economic Development Expenditures

DSLBD	Grants	DC Main Streets	Historic Dupont Circle Main Streets Inc	Multiple	\$ 195,080.00
DSLBD	Grants	DC Main Streets	H Street Main Street	Multiple	\$ 190,080.00
DMPED	Grants	NEW COMMUNITIES INITIATIVE	FAR SOUTHEAST FAMILY	Multiple	\$ 550,000.00
DMPED	Grants	NEW COMMUNITIES INITIATIVE	HOMES FOR HOPE INC	Multiple	\$ 550,000.00
DSLBD	Grants	Other Grants	Columbia Heights Day Initiative dba District Bridges	1	\$ 180,000.00
DSLBD	Grants	DC Main Streets	Tenleytown Group Inc	3	\$ 170,080.00
DMPED	Grants	NEW COMMUNITIES INITIATIVE	HOUSING IN TRANSITION INC	Multiple	\$ 325,000.00
DMPED	Grants	NEW COMMUNITIES INITIATIVE	HOUSING IN TRANSITION INC	Multiple	\$ 305,000.00
DMPED	Grants	NEW COMMUNITIES INITIATIVE	DC SCORES	Multiple	\$ 40,000.00
DMPED	Grants	NEW COMMUNITIES INITIATIVE	DC SCORES	Multiple	\$ 40,000.00
DSLBD	Grants	DC Main Streets	Barracks Row Main Street	Multiple	\$ 150,080.00
DSLBD	Grants	DC Main Streets	Center For Nonprofit Advancement	Multiple	\$ 150,080.00
DSLBD	Grants	DC Main Streets	Center For Nonprofit Advancement	4	\$ 150,080.00
DMPED	Grants	Small and Medium Business Growth Program	The Spice Suite	5	\$ 400,000.00
DMPED	Grants	Small and Medium Business Growth Program	FAR SOUTHEAST FAMILY	8	\$ 300,000.00
DSLBD	Grants	DC Main Streets	Columbia Heights Day Initiative dba District Bridges	3	\$ 150,080.00
DSLBD	Grants	DC Main Streets	Columbia Heights Day Initiative dba District Bridges	1	\$ 150,080.00

Appendix: FY23 Economic Development Expenditures

DSLBD	Grants	DC Main Streets	Columbia Heights Day Initiative dba District Bridges	1	\$ 150,080.00
DOES	Expenditures on Contracts	DC INFRASTRUCTURE ACADEMY	BELL ARCHITECTS, PC	8	\$ 1,680,679.87
DOES	Expenditures on Contracts	DC INFRASTRUCTURE ACADEMY	SMOOT CORPORATION OF WDC	8	\$ 481,518.01
DOES	Expenditures on Contracts	DC INFRASTRUCTURE ACADEMY	BRAILSFORD & DUNLAVEY, INC.	8	\$ 229,086.75
DSLBD	Grants	DC Main Streets	Columbia Heights Day Initiative dba District Bridges	1	\$ 150,080.00
DSLBD	Grants	DC Main Streets	Columbia Heights Day Initiative dba District Bridges	3	\$ 150,080.00
DSLBD	Grants	DC Main Streets	Deanwood Heights Main Street Inc dba Ward 7 Business Partnership	7	\$ 150,080.00
DSLBD	Grants	DC Main Streets	Friends Of Georgetown	2	\$ 150,080.00
DSLBD	Grants	DC Main Streets	Friends Of Rhode Island Ave NE	5	\$ 150,080.00
DSLBD	Grants	DC Main Streets	Friends Of Rhode Island Ave NE	5	\$ 150,080.00
DSLBD	Grants	DC Main Streets	Glover Park Alliance	3	\$ 150,080.00
DSLBD	Grants	DC Main Streets	Historic Dupont Circle Main Streets Inc	3	\$ 150,080.00
DSLBD	Grants	DC Main Streets	Marshall Heights Community Development Organization And Deanwood Heights Main Streets Inc dba Ward 7 Business Partnership	7	\$ 150,080.00
DSLBD	Grants	DC Main Streets	Merchant Row Association Corporation	6	\$ 150,080.00
DSLBD	Grants	DC Main Streets	North Capitol Main Street Inc	5	\$ 150,080.00

Appendix: FY23 Economic Development Expenditures

DSLBD	Grants	DC Main Streets	Palisades Citizen Association dba Palisades Community Association	3	\$ 150,080.00
DSLBD	Grants	DC Main Streets	Shaw Main Streets Inc	Multiple	\$ 150,080.00
DSLBD	Grants	DC Main Streets	Uptown Community Initiative	4	\$ 150,080.00
DSLBD	Grants	DC Main Streets	Uptown Community Initiative	4	\$ 150,080.00
DSLBD	Grants	DC Main Streets	Van Ness Group Inc	3	\$ 150,080.00
DSLBD	Grants	DC Main Streets	Congress Heights Training And Development Corporation	8	\$ 150,080.00
DSLBD	Grants	DC Main Streets	Columbia Heights Day Initiative dba District Bridges	2	\$ 150,000.00
DSLBD	Grants	Other Grants	Friendship Heights Alliance	3	\$ 150,000.00
DSLBD	Grants	Other Grants	Agricity	Multiple	\$ 148,000.00
DHCD	Grants	SMALL BUSINESS TECHNICAL ASSISTANCE	WASHINGTON AREA COMMUNITY INVESTMENT FUN	Multiple	\$ 762,386.73
DOES	Grants	WIOA YOUTH PROGRAM	DRAMATIC SOLUTIONS, INC.	7	\$ 137,400.00
DHCD	Grants	SMALL BUSINESS TECHNICAL ASSISTANCE	SB WORKS	Multiple	\$ 379,572.25
DOES	Grants	MARION BARRY SUMMER YOUTH EMPLOYMENT PROGRAM	JMG PRODUCTIONS INC	2	\$ 100,000.00
DOES	Grants	YEAR-ROUND YOUTH PROGRAM	THE COLLEGE GURL FOUNDATION	5	\$ 100,000.00
DSLBD	Grants	Other Grants	CityPlace Ensemble Inc.	1	\$ 100,000.00
DMPED	Grants	SMALL MEDIUM BUSINESS	WASHINGTON AREA COMMUNITY INVESTMENT FUN	Multiple	\$ 2,150,000.00

Appendix: FY23 Economic Development Expenditures

DHCD	Grants	SMALL BUSINESS TECHNICAL ASSISTANCE	LIFE ASSET INC	Multiple	\$ 350,000.00
DMPED	Revenue Bond Issuance	Social Services	Far Southeast Family Strengthening Collaborative	8	\$ 7,012,112.00
DOES	Grants	WIOA YOUTH PROGRAM	OPPORTUNITIES INDUSTRIAL	8	\$ 93,000.00
DMPED	Grants	SPONSORSHIPS & INCENTIVES	WASHINGTON DC ECONOMIC PARTNER	Multiple	\$ 375,000.00
DSLBD	Grants	DC Main Streets	Washington Area Community Investment Fund	7	\$ 90,000.00
DHCD	Grants	SMALL BUSINESS TECHNICAL ASSISTANCE	ARCH DEVELOPMENT CORPORATION	Multiple	\$ 325,000.00
DOES	Grants	MARION BARRY SUMMER YOUTH EMPLOYMENT PROGRAM	THE SIMMONS ADVANTAGE LLC	Multiple	\$ 75,000.00
DSLBD	Grants	DC Main Streets	H Street Main Street	7	\$ 57,500.00
DHCD	Grants	SMALL BUSINESS TECHNICAL ASSISTANCE	COLUMBIA HEIGHTS DAY INITIATIV	Multiple	\$ 299,999.92
DOES	Grants	YEAR-ROUND YOUTH PROGRAM	PATHWAYS UNITED	5	\$ 56,250.00
DHCD	Grants	SMALL BUSINESS TECHNICAL ASSISTANCE	CONGRESS HEIGHTS TRAINING	Multiple	\$ 292,623.52
DOES	Grants	MARION BARRY SUMMER YOUTH EMPLOYMENT PROGRAM	DRAMATIC SOLUTIONS, INC.	2	\$ 50,000.00
DOES	Grants	MARION BARRY SUMMER YOUTH EMPLOYMENT PROGRAM	PATHWAYS UNITED	5	\$ 50,000.00
DHCD	Grants	SMALL BUSINESS TECHNICAL ASSISTANCE	ANACOSTIA ECONOMIC DEVELOPMENT	Multiple	\$ 248,815.00
DMPED	Grants	SPONSORSHIPS & INCENTIVES	COALITION FOR NONPROFIT	Multiple	\$ 200,374.05

Appendix: FY23 Economic Development Expenditures

DMPED	Grants	WASHINGTON DC ECONOMIC PARTNERSHIP	WASHINGTON DC ECONOMIC PARTNER	Multiple	\$ 1,440,532.00
DMPED	Grants	WASHINGTON DC ECONOMIC PARTNERSHIP	WASHINGTON DC ECONOMIC PARTNER	Multiple	\$ 1,400,000.00
DHCD	Grants	SMALL BUSINESS TECHNICAL ASSISTANCE	MARSHALL HEIGHTS COMMUNITY	Multiple	\$ 233,583.35
DHCD	Grants	SMALL BUSINESS TECHNICAL ASSISTANCE	GREATER WASHINGTON HISPANIC	Multiple	\$ 199,975.81
DHCD	Grants	SMALL BUSINESS TECHNICAL ASSISTANCE	FRIENDS OF RHODE ISLAND AVE NE	Multiple	\$ 57,137.72
DHCD	Acquisition	The Ashton	DHS	2	\$ 23,700,000.00
Misc Funds	Revenue Bond Debt Service	Convention Center Bonds	Bondholders	2	\$ 18,197,492.00
Misc Funds	Revenue Bond Debt Service	Ballpark Revenue Bonds	Bondholders	6	14,884,916.38
Misc Funds	TIF Debt Service	Southwest Waterfront Project (The Wharf)	Bondholders	6	\$ 11,188,239.36
Misc Funds	PILOT Debt Service	Southeast Federal Center "The Yards"	Bondholders	6	\$ 9,090,839.81
Misc Funds	TIF Debt Service	Gallery Place	Bondholders	2	\$ 3,809,000.00
Misc Funds	Revenue Bond Debt Service	Housing Production Trust Fund	Bondholders	Multiple	3,765,226.26
Misc Funds	TIF Debt Service	Verizon Center	Bondholders	2	\$ 2,956,748.20
Misc Funds	TIF Debt Service	City Market at O Street	Bondholders	6	\$ 2,613,156.26
Misc Funds	TIF Debt Service	Skyland	Bondholders	7	\$ 1,353,819.73
Misc Funds	TIF Debt Service	Bryant Street	Bondholders	5	\$ 1,243,510.00
Misc Funds	PILOT Debt Service	Southeast Federal Center "Foundry Lofts"	Bondholders	6	\$ 397,849.40

Appendix: FY23 Economic Development Expenditures

Misc Funds	TIF Debt Service	Georgia Avenue CVS	Bondholders	4	\$ 127,225.18
Misc Funds	TIF Debt Service	Reunion Square	Bondholders	1	\$ 68,885.50
None- Tax Expenditure	District Tax Credits	Income Tax Credits: QHTCs	Companies - 26 Total	Multiple	\$ 12,791,745.00
None- Tax Expenditure	District Tax Credits	Small Retailer Property Tax Relief Credit	Companies - 585 Total	Multiple	\$ 2,637,992.10
None- Tax Expenditure	Tax Abatements & Exemptions	7154 13TH PL NW WASHINGTON DC 20012-2350	CHILDREN'S NATIONAL AT WALTER REED LLC	4	\$ 1,970,325.40
None- Tax Expenditure	Tax Abatements & Exemptions	2900 14TH ST NW WASHINGTON DC 20009-6863	COLUMBIA HEIGHTS VILLAGE APARTMENT LP	1	\$ 1,163,796.52
None- Tax Expenditure	Tax Abatements & Exemptions	2701 CALVERT ST NW WASHINGTON DC 20008	FHF I WOODLEY PARK LLC	3	\$ 1,020,052.64
None- Tax Expenditure	Tax Abatements & Exemptions	GEORGIA AVE NW WASHINGTON DC 20012	ABRAMS HALL SENIOR LP	4	\$ 974,869.40
None- Tax Expenditure	Tax Abatements & Exemptions	1035 4TH ST NW WASHINGTON DC 20001	PLAZA WEST LLC	6	\$ 805,793.04
None- Tax Expenditure	Tax Abatements & Exemptions	1710 7TH ST NW # 39 WASHINGTON DC 20001	CHANNING PHILLIPS HOMES LLC	2	\$ 728,914.60
None- Tax Expenditure	Tax Abatements & Exemptions	1200 NORTH CAPITOL ST NW WASHINGTON DC 20002	TYLER HOUSE ASSOCIATES 95 L.P.	6	\$ 604,291.70
None- Tax Expenditure	Tax Abatements & Exemptions	Qualified Supermarket (Harris Teeter: 401 M St. SE)	FC 1212 LLC	8	\$ 532,191.60

Appendix: FY23 Economic Development Expenditures

None- Tax Expenditure	Tax Abatements & Exemptions	4800 NANNIE HELEN BURROUGHS AVE NE WASHINGTON DC 20019	4800 NHB LP	7	\$ 479,791.06
None- Tax Expenditure	Tax Abatements & Exemptions	3500 14TH ST NW WASHINGTON DC 20010	CAVALIER APARTMENTS LP	1	\$ 411,522.70
None- Tax Expenditure	Tax Abatements & Exemptions	5123 NANNIE HELEN BURROUGHS AVE NE WASHINGTON DC 20019	NANNIE HELLEN OWNER LLC	7	\$ 372,140.44
None- Tax Expenditure	Tax Abatements & Exemptions	1050 NEW JERSEY AVE NW WASHINGTON DC 20001	GOLDEN RULE PLAZA INC	6	\$ 365,158.13
None- Tax Expenditure	Tax Abatements & Exemptions	2801 14TH ST NW WASHINGTON DC 20009	SAMUEL J SIMMONS NCBA ESTATES #1	1	\$ 356,993.77
None- Tax Expenditure	Tax Abatements & Exemptions	Qualified Supermarket (Giant: 1400 7th St NW)	CITYMARKET AT O EAST AND WEST LLC	2	\$ 356,678.32
None- Tax Expenditure	Tax Abatements & Exemptions	1724 KALORAMA RD NW WASHINGTON DC 20009-2636	JUBILEE EUCKAL APARTMENTS LP	1	\$ 355,964.14
None- Tax Expenditure	Tax Abatements & Exemptions	3501 JAY ST NE # 201 WASHINGTON DC 20019	JAY STREET ASSOCIATES	7	\$ 347,900.92
None- Tax Expenditure	Tax Abatements & Exemptions	1111 MASSACHUSETTS AVE NW WASHINGTON DC 20005	MASS PLACE APARTMENTS LLC	2	\$ 344,079.30
None- Tax Expenditure	Tax Abatements & Exemptions	Qualified Supermarket (Good Food Markets: 4001 South Capitol Street SW)	SOUTH CAPITOL IMPROVEMENTS LLC	8	\$ 330,716.94
None- Tax Expenditure	Tax Abatements & Exemptions	776 KENILWORTH TER NE # 7 WASHINGTON DC 20019	MAYFAIR MANSIONS LIMITED PARTNERSHIP	7	\$ 304,339.78

Appendix: FY23 Economic Development Expenditures

None- Tax Expenditure	Tax Abatements & Exemptions	1530 1ST ST SW WASHINGTON DC 20024	TM JACOB 1530 LLC	6	\$ 303,700.34
None- Tax Expenditure	Tax Abatements & Exemptions	Qualified Supermarkets (Materials used in development)	(Aggregate) - 3 recipients	Multiple	\$ 301,716.00
None- Tax Expenditure	Tax Abatements & Exemptions	Qualified Supermarket (Safeway Inc. Cpts: 3830 GEORGIA AVENUE NW)	113 POTOMAC AVE SW LP	4	\$ 298,992.72
None- Tax Expenditure	Tax Abatements & Exemptions	4201 EAST CAPITOL ST SE # 102 WASHINGTON DC 20019	STANDARD FCP VENTURE LP	7	\$ 289,189.84
None- Tax Expenditure	Tax Abatements & Exemptions	2001 15TH ST NW WASHINGTON DC 20009-5828	PAUL LAURENCE DUNBAR APARTMENTS LP	1	\$ 283,512.84
None- Tax Expenditure	Tax Abatements & Exemptions	2321 4TH ST NE WASHINGTON DC 20002	2321 4TH STREET LLC	5	\$ 282,662.54
None- Tax Expenditure	Tax Abatements & Exemptions	900 5TH ST SE WASHINGTON DC 20003	CAPPER SENIOR LLC	8	\$ 281,519.32
None- Tax Expenditure	Tax Abatements & Exemptions	3300 14TH ST NW WASHINGTON DC 20010	SAMUEL KELSEY REDEVELOPMENT LIMITED PARTNERSHIP	1	\$ 275,818.72
None- Tax Expenditure	Tax Abatements & Exemptions	1220 12TH ST NW WASHINGTON DC 20005	KING HOUSING LLC	2	\$ 255,394.66
None- Tax Expenditure	Tax Abatements & Exemptions	800 SOUTHERN AVE SE WASHINGTON DC 20032	800 SOUTHERN AVENUE LLC	8	\$ 240,936.84
None- Tax Expenditure	Tax Abatements & Exemptions	1730 7TH ST NW # 1007 WASHINGTON DC 20001	LINCOLN-WESTMORELAND HOUSING	2	\$ 239,399.54

Appendix: FY23 Economic Development Expenditures

None- Tax Expenditure	Tax Abatements & Exemptions	3700 9TH ST SE WASHINGTON DC 20032	PARKSIDE TERRACE DEVELOPMENT LLC	8	\$ 237,142.10
None- Tax Expenditure	Tax Abatements & Exemptions	2400 ELVANS RD SE WASHINGTON DC 20020	SKYLINE APARTMENT LP	8	\$ 231,086.96
None- Tax Expenditure	Tax Abatements & Exemptions	1616 MARION ST NW WASHINGTON DC 20001	ASBURY DWELLINGS INC	2	\$ 226,869.94
None- Tax Expenditure	Tax Abatements & Exemptions	4516 LIVINGSTON RD SE WASHINGTON DC 20032	MHP WW APARTMENTS LLC	8	\$ 224,319.56
None- Tax Expenditure	Tax Abatements & Exemptions	881 3RD ST NW WASHINGTON DC 00000	LIBERTY PLACE APARTMENTS LLC	2	\$ 224,025.46
None- Tax Expenditure	Tax Abatements & Exemptions	727 15TH ST NW WASHINGTON DC 20005	NATIONAL COMMUNITY REINVESTMENT COALITION	2	\$ 222,248.18
None- Tax Expenditure	Tax Abatements & Exemptions	400 M ST SE WASHINGTON DC 20003	CAPPER SENIOR II LIMITED PARTNERSHIP (IMPS)	8	\$ 222,198.58
None- Tax Expenditure	Tax Abatements & Exemptions	601 EDGEWOOD ST NE WASHINGTON DC 20017	EDGEWOOD TERRACE ONE LLC	5	\$ 219,461.20
None- Tax Expenditure	Tax Abatements & Exemptions	2311 GOOD HOPE CT SE WASHINGTON DC 20020	WOODMONT CROSSING INVESTOR LLC	8	\$ 208,214.32
None- Tax Expenditure	Tax Abatements & Exemptions	15 DUPONT CIR NW WASHINGTON DC 20036	PATTERSON OWNER SPE LLC	2	\$ 207,050.60
None- Tax Expenditure	Tax Abatements & Exemptions	1474 COLUMBIA RD NW # 101 WASHINGTON DC 20009	JUBILEE MAYCROFT APARTMENTS LP	1	\$ 198,418.44

Appendix: FY23 Economic Development Expenditures

None- Tax Expenditure	Tax Abatements & Exemptions	1424 CLIFTON ST NW # 7 WASHINGTON DC 20009	FPW LP	1	\$ 194,794.50
None- Tax Expenditure	Tax Abatements & Exemptions	3015 4TH ST NE WASHINGTON DC 20017-1102	ST PAUL ON FOURTH STREET INC	5	\$ 183,537.52
None- Tax Expenditure	Tax Abatements & Exemptions	808 BLADENSBURG RD NE WASHINGTON DC 20002-3928	DELTA SENIOR HOUSING OWNER LLC	5	\$ 172,693.40
None- Tax Expenditure	Tax Abatements & Exemptions	4400 E ST SE # 4 WASHINGTON DC 20019	BENNING HEIGHTS INVESTOR LLC	7	\$ 167,345.22
None- Tax Expenditure	Tax Abatements & Exemptions	3304 6TH ST SE # 103 WASHINGTON DC 20032	RANDLE HILL LLC	8	\$ 165,688.04
None- Tax Expenditure	Tax Abatements & Exemptions	Qualified Supermarkets (Personal Property)	(Aggregate) - 3 recipients	Multiple	\$ 165,337.23
None- Tax Expenditure	Tax Abatements & Exemptions	901 RHODE ISLAND AVE NW # 302 WASHINGTON DC 20001	PHYLLIS WHEATLEY REDEVELOPMENT LLC	2	\$ 162,933.46
None- Tax Expenditure	Tax Abatements & Exemptions	5201 HAYES ST NE WASHINGTON DC 20019-5527	DEANWOOD HILLS LLC	7	\$ 156,291.80
None- Tax Expenditure	Tax Abatements & Exemptions	4401 BLAINE ST NE # R-1 WASHINGTON DC 20019	BENNING RESIDENTIAL LLC	7	\$ 150,602.66
None- Tax Expenditure	Tax Abatements & Exemptions	2220 SAVANNAH TER SE # 14 WASHINGTON DC 20020	WOODBERRY APARTMENTS LP	8	\$ 137,624.32
None- Tax Expenditure	Tax Abatements & Exemptions	1404 EUCLID ST NW # 7 WASHINGTON DC 20009	FPW LP	1	\$ 132,717.30

Appendix: FY23 Economic Development Expenditures

None- Tax Expenditure	Tax Abatements & Exemptions	1325 UPSHUR ST NW WASHINGTON DC 20011	SENIOR CITIZENS HOUSING DEVELOPMENT CORPORATION	4	\$ 130,095.14
None- Tax Expenditure	Tax Abatements & Exemptions	2524 17TH ST NW WASHINGTON DC 20009	GLENN ARMS PRESERVATION LP	1	\$ 128,822.54
None- Tax Expenditure	Tax Abatements & Exemptions	6676 GEORGIA AVE NW WASHINGTON DC 20012	TAKOMA PLACE INVESTOR LLC	4	\$ 128,510.98
None- Tax Expenditure	Tax Abatements & Exemptions	450 51ST ST SE WASHINGTON DC 20019	VER PRESERVATION PARTNERS LLC	7	\$ 127,529.62
None- Tax Expenditure	Tax Abatements & Exemptions	1707 BENNING RD NE # D13 WASHINGTON DC 20002	GALES PLACE ASSOCIATES LIMITED PARTNERSHIP	7	\$ 125,932.60
None- Tax Expenditure	Tax Abatements & Exemptions	801 R ST NW # 104 WASHINGTON DC 20001	LINCOLN WESTMORELAND PHASE II LP	2	\$ 124,801.08
None- Tax Expenditure	Tax Abatements & Exemptions	3232 GEORGIA AVE NW WASHINGTON DC 20010-3084	3232 GEORGIA RESIDENTIAL LLC	1	\$ 124,495.84
None- Tax Expenditure	Tax Abatements & Exemptions	1600 1ST ST NW WASHINGTON DC 20002	NORTHWEST COOPERATIVE HOMES	5	\$ 122,919.52
None- Tax Expenditure	Tax Abatements & Exemptions	43 K ST NW WASHINGTON DC 20001	SEVERNA PHASE II LLC	6	\$ 119,403.60
None- Tax Expenditure	Tax Abatements & Exemptions	5233 NORTH CAPITOL ST NE WASHINGTON DC 20011	NORTH CAPITOL AT PLYMOUTH INC	5	\$ 117,263.88
None- Tax Expenditure	Tax Abatements & Exemptions	4301 3RD ST SE WASHINGTON DC 20032	ATLANTIC TERRACE LTD	8	\$ 114,301.12

Appendix: FY23 Economic Development Expenditures

None- Tax Expenditure	Tax Abatements & Exemptions	600 BARNES ST NE WASHINGTON DC 20019	PARKSIDE SENIOR L P	7	\$ 112,388.36
None- Tax Expenditure	Tax Abatements & Exemptions	1440 V ST NW # 309 WASHINGTON DC 20009	PORTNER FLATS LLC	1	\$ 110,373.64
None- Tax Expenditure	Tax Abatements & Exemptions	2110 RIDGECREST CT SE # 101 WASHINGTON DC 20020	RIDGECREST COURT INVESTOR LLC	8	\$ 110,281.16
None- Tax Expenditure	Tax Abatements & Exemptions	4921 GEORGIA AVE NW WASHINGTON DC 20011	COLONY HOUSE NONPROFIT HOUSING CORPORATION	4	\$ 106,344.98
None- Tax Expenditure	Tax Abatements & Exemptions	2513 ALABAMA AVE SE WASHINGTON DC 20020	ALABAMA AVE AFFORDABLE HOUSING L P	8	\$ 104,648.60
None- Tax Expenditure	Tax Abatements & Exemptions	601 L ST SE # 1 WASHINGTON DC 20003	SQUARE 882N AFFORDABLE LP	8	\$ 103,817.52
None- Tax Expenditure	Tax Abatements & Exemptions	4258 4TH ST SE # 201 WASHINGTON DC 20032	CASCADE PARK COMMUNITY PARTNERS II LLC	8	\$ 100,904.64
None- Tax Expenditure	Tax Abatements & Exemptions	4386 7TH ST SE # 101 WASHINGTON DC 20032-3521	BELMONT CROSSING PARTNERS LLC	8	\$ 99,955.86
None- Tax Expenditure	Tax Abatements & Exemptions	3605 MINNESOTA AVE SE # 1 WASHINGTON DC 20019-7393	MILESTONE SENIOR OWNER LLC	7	\$ 99,558.04
None- Tax Expenditure	Tax Abatements & Exemptions	402 O ST NW # 103 WASHINGTON DC 20001	SECOND NW COOPERATIVE HME	2	\$ 99,463.70
None- Tax Expenditure	Tax Abatements & Exemptions	1338 R ST NW WASHINGTON DC 20009	SCATTERED SITE III LLC	2	\$ 99,005.30

Appendix: FY23 Economic Development Expenditures

None- Tax Expenditure	Tax Abatements & Exemptions	1925 SAVANNAH TER SE WASHINGTON DC 20020	DOUGLAS KNOLL COOPERATIVE LIMITED PARTNERSHIP	8	\$ 96,553.30
None- Tax Expenditure	Tax Abatements & Exemptions	3939 BENNING RD NE WASHINGTON DC 20019	MARSHALL HEIGHTS COMMUNITY DEVELOPMENT ORGANIZATION INC	7	\$ 95,433.12
None- Tax Expenditure	Tax Abatements & Exemptions	4800 EAST CAPITOL ST NE WASHINGTON DC 20019	CARVER SENIOR APARTMENTS LIMITED PARTNERSHIP	7	\$ 93,228.86
None- Tax Expenditure	Tax Abatements & Exemptions	2709 ROBINSON PL SE # 101 WASHINGTON DC 20020	PARKWAY OVERLOOK II LP	8	\$ 91,969.57
None- Tax Expenditure	Tax Abatements & Exemptions	3501 EAST CAPITOL ST SE # 203 WASHINGTON DC 20019	MILESTONE EAST CAPITOL 3 LLC	7	\$ 91,051.40
None- Tax Expenditure	Tax Abatements & Exemptions	1100 2ND PL SE # 2 WASHINGTON DC 20003	SQUARE 769N AFFORDABLE OWNER LLC	8	\$ 90,958.34
None- Tax Expenditure	Tax Abatements & Exemptions	4100 GEORGIA AVE NW WASHINGTON DC 20011	4100 GEORGIA AVE LIMITED PARTNERSHIP	4	\$ 90,801.96
None- Tax Expenditure	Tax Abatements & Exemptions	9 BASS CIR SE # 201 WASHINGTON DC 20019	BASS CIRCLE DC LIMITED PARTNERSHIP	7	\$ 84,764.86
None- Tax Expenditure	Tax Abatements & Exemptions	3600 ELY PL SE WASHINGTON DC 20019	ANACOSTIA GARDENS OWNER LLC	7	\$ 84,556.40
None- Tax Expenditure	Tax Abatements & Exemptions	3145 MOUNT PLEASANT ST NW WASHINGTON DC 20010	3145 MOUNT PLEASANT ST LP	1	\$ 83,793.94
None- Tax Expenditure	Tax Abatements & Exemptions	21 ATLANTIC ST SW # R-1 WASHINGTON DC 20032-2352	TRINITY PLAZA LLC	8	\$ 81,421.38

Appendix: FY23 Economic Development Expenditures

None- Tax Expenditure	Tax Abatements & Exemptions	5027 C ST SE WASHINGTON DC 20019	TCB FAIRLAWN/MARSHALL HOUSING LP	7	\$ 79,064.58
None- Tax Expenditure	Tax Abatements & Exemptions	1740 EUCLID ST NW WASHINGTON DC 20009	JUBILEE HOUSING LIMITED PARTNERSHIP	1	\$ 78,631.12
None- Tax Expenditure	Tax Abatements & Exemptions	15 57TH ST SE WASHINGTON DC 20019	EAST CAPITOL FAMILY RENTAL LP	7	\$ 75,994.44
None- Tax Expenditure	Tax Abatements & Exemptions	1631 EUCLID ST NW WASHINGTON DC 20009	JUBILEE HOUSING LIMITED PARTNERSHIP	1	\$ 74,232.72
None- Tax Expenditure	Tax Abatements & Exemptions	4811 NORTH CAPITOL ST NE WASHINGTON DC 20011-6742	PB HAN TIV OWNER LLC	5	\$ 55,330.34
None- Tax Expenditure	Tax Abatements & Exemptions	2233 18TH ST NW WASHINGTON DC 20009	JUBILEE HOUSING LIMITED PARTNERSHIP	1	\$ 52,071.00
None- Tax Expenditure	Tax Abatements & Exemptions	1630 FULLER ST NW WASHINGTON DC 20009	JUBILEE HOUSING LIMITED PARTNERSHIP	1	\$ 49,953.66
None- Tax Expenditure	Tax Abatements & Exemptions	2025 FENDALL ST SE WASHINGTON DC 20020	SCATTERED SITE II LLC	8	\$ 46,761.32
None- Tax Expenditure	Tax Abatements & Exemptions	525 MELLON ST SE # 309 WASHINGTON DC 20032	SCATTERED SITE II LLC	8	\$ 31,581.00
None- Tax Expenditure	Tax Abatements & Exemptions	1650 FULLER ST NW WASHINGTON DC 20009	JUBILEE HOUSING LIMITED PARTNERSHIP	1	\$ 29,214.26
None- Tax Expenditure	Tax Abatements & Exemptions	2945 KNOX PL SE WASHINGTON DC 20020-7976	PB HAN TIV OWNER LLC	5	\$ 29,161.90

Appendix: FY22 Economic Development Expenditures Detail

Agency	Expense Type	Expense Subtype	Recipient	Ward	Value of Incentive
(None - Tax Expenditure)	Tax Exemption	GEORGIA AVE NW	3232 GEORGIA RESIDENTIAL LLC	1	\$69,194
(None - Tax Expenditure)	Tax Abatement	1001 HARVARD ST NW WASHINGTON DC 20001	POTOMAC ELECTRIC POWER COMPANY	1	\$11,000
(None - Tax Expenditure)	Tax Exemption	1440-1450 V ST NW	PORTNER FLATS LLC	1	\$110,900
(None - Tax Expenditure)	Tax Abatement	1466 COLUMBIA RD NW WASHINGTON DC 20009	NEW RAVENSWOOD LLC	1	\$14,771
(None - Tax Expenditure)	Tax Exemption	1474 COLUMBIA RD NW	JUBILEE MAYCROFT APARTMENTS LP	1	\$198,922
(None - Tax Expenditure)	Tax Exemption	1631 EUCLID ST NW WASHINGTON DC 20009	JUBILEE HOUSING LIMITED PARTNERSHIP	1	\$67,201
(None - Tax Expenditure)	Tax Abatement	2119 CHAMPLAIN ST NW WASHINGTON DC 20009	POTOMAC ELECTRIC POWER COMPANY	1	\$13,000
(None - Tax Expenditure)	Tax Abatement	2200 13TH ST NW WASHINGTON DC 20009	POTOMAC ELECTRIC POWER COMPANY	1	\$18,000
(None - Tax Expenditure)	Tax Exemption	2524 17TH ST NW	GLENN ARMS PRESERVATION LP	1	\$122,957
(None - Tax Expenditure)	Tax Exemption	2525 ONTARIO RD NW	JUBILEE ONTARIO APARTMENTS LP	1	\$69,304
(None - Tax Expenditure)	Tax Exemption	2801 14TH ST NW	SAMUEL J SIMMONS NCBA ESTATES #1	1	\$382,639
(None - Tax Expenditure)	Tax Exemption	2900 14TH ST NW	COLUMBIA HGTS VILLAGE APARTMENT LP	1	\$1,086,520
(None - Tax Expenditure)	Tax Exemption	3300 14TH ST NW	SAMUEL KELSEY REDEVELOPMENT LIMITED PARTNERSHIP	1	\$262,506
(None - Tax Expenditure)	Tax Exemption	3500 14TH ST NW	CAVALIER APARTMENTS LP	1	\$395,622
(None - Tax Expenditure)	Tax Exemption	Campbell Heights Project	PAUL LAURENCE DUNBAR APARTMENTS LP	1	\$298,888
(None - Tax Expenditure)	Tax Exemption	0801 13TH ST NW	NATIONAL MUSEUM WOMEN IN ARTS	2	\$400,949
(None - Tax Expenditure)	Tax Abatement	1025 10TH ST NW WASHINGTON DC 20001	POTOMAC ELECTRIC POWER COMPANY	2	\$99,500
(None - Tax Expenditure)	Tax Abatement	1100 O ST NW WASHINGTON DC 20005	POTOMAC ELECTRIC POWER COMPANY	2	\$28,000
(None - Tax Expenditure)	Tax Exemption	1111 MASSACHUSETTS AVE NW	MASS PLACE APARTMENTS LLC	2	\$318,127
(None - Tax Expenditure)	Tax Exemption	1330 7TH ST NW WASHINGTON DC 20001	1330 SEVENTH STREET LIMITED PARTNERSHIP	2	\$572,587
(None - Tax Expenditure)	Tax Exemption	1338 R ST NW	SCATTERED SITE III LLC	2	\$97,302
(None - Tax Expenditure)	Tax Exemption	1501 - 1509 14TH ST NW	THE STUDIO THEATRE INC	2	\$191,384

Appendix: FY22 Economic Development Expenditures Detail

(None - Tax Expenditure)	Tax Exemption	1526 NEW HAMPSHIRE AVE NW	WOMANS NATL DEMOCRATIC CLUB	2	\$143,033
(None - Tax Expenditure)	Tax Abatement	1550 7TH ST NW WASHINGTON DC 20001	JMP APARTMENTS LLC	2	\$44,211
(None - Tax Expenditure)	Tax Exemption	1600 21ST ST NW	THE PHILLIPS COLLECTION	2	\$252,432
(None - Tax Expenditure)	Tax Abatement	1616 L ST NW WASHINGTON DC 20036	POTOMAC ELECTRIC POWER COMPANY	2	\$17,000
(None - Tax Expenditure)	Tax Exemption	1616 MARION ST NW	ASBURY DWELLINGS INC	2	\$222,751
(None - Tax Expenditure)	Tax Exemption	1718-1722 7TH ST NW	CHANNING PHILLIPS HOMES LLC	2	\$700,440
(None - Tax Expenditure)	Tax Exemption	1726-1734 7TH ST NW	LINCOLN-WESTMORELAND HOUSING	2	\$249,769
(None - Tax Expenditure)	Tax Exemption	1818 R ST NW WASHINGTON DC 20009	AMERICAN ASSOCIATION OF COLLEGES AND UNIVERSITIES	2	\$86,734
(None - Tax Expenditure)	Tax Abatement	2128 F ST NW WASHINGTON DC 20037	POTOMAC ELECTRIC POWER COMPANY	2	\$46,000
(None - Tax Expenditure)	Tax Abatement	2140 N ST NW WASHINGTON DC 20037	POTOMAC ELECTRIC POWER COMPANY	2	\$49,000
(None - Tax Expenditure)	Tax Exemption	2400 N ST NW	AMERICAN COLLEGE OF CARDIOLOGY FOUNDATION	2	\$1,517,282
(None - Tax Expenditure)	Tax Abatement	3301 K ST NW WASHINGTON DC 20007	POTOMAC ELECTRIC POWER COMPANY	2	\$27,500
(None - Tax Expenditure)	Tax Abatement	422 8TH ST NW WASHINGTON DC 20004	POTOMAC ELECTRIC POWER COMPANY	2	\$114,000
(None - Tax Expenditure)	Tax Exemption	450 7TH ST NW 00003	LANSBURGH THEATER INC	2	\$615,201
(None - Tax Expenditure)	Tax Exemption	620 F ST NW THEA	HARMAN CENTER LLC	2	\$1,160,485
(None - Tax Expenditure)	Tax Exemption	727 15TH ST NW WASHINGTON DC 20005	NATIONAL COMMUNITY REINVESTMENT COALITION	2	\$206,980
(None - Tax Expenditure)	Tax Exemption	800 6TH ST NW	WASHINGTON CHINATOWN DEVELOPMENT COMPANY	2	\$359,333
(None - Tax Expenditure)	Tax Exemption	901 E ST NW	THE PEW CHARITABLE TRUSTS	2	\$1,010,149
(None - Tax Expenditure)	Tax Exemption	901 Rhode Island Ave NW	PHYLLIS WHEATLEY REDEVELOPMENT LLC	2	\$160,853
(None - Tax Expenditure)	Tax Exemption	King Towers Residential Housing Rental Project	KING HOUSING LLC	2	\$269,062
(None - Tax Expenditure)	Tax Exemption	Qualified Supermarket (Giant: 1400 7th St NW)	CITYMARKET AT O EAST AND WEST LLC	2	\$380,053
(None - Tax Expenditure)	Tax Exemption	2401 FOXHALL RD NW	DAVID LLOYD KREEGER FOUNDATION	3	\$312,614
(None - Tax Expenditure)	Tax Exemption	2701 CALVERT ST NW	FHF I WOODLEY PARK LLC	3	\$805,833

Appendix: FY22 Economic Development Expenditures Detail

(None - Tax Expenditure)	Tax Abatement	4000 MASSACHUSETTS AVE NW WASHINGTON DC 20016	4000 MASSACHUSETTS AVENUE PARTNERS LLC	3	\$50,922
(None - Tax Expenditure)	Tax Exemption	4155 LINNEAN AVE NW	HILLWOOD ESTATE MUSEUM AND GARDENS	3	\$1,577,193
(None - Tax Expenditure)	Tax Abatement	5210 WISCONSIN AVE NW WASHINGTON DC 20015-2009	POTOMAC ELECTRIC POWER COMPANY	3	\$38,000
(None - Tax Expenditure)	Tax Abatement	5220 WISCONSIN AVE NW WASHINGTON DC 20015	POTOMAC ELECTRIC POWER COMPANY	3	\$17,000
(None - Tax Expenditure)	Tax Abatement	5432 CONNECTICUT AVE NW WASHINGTON DC 20015	5432 CONNECTICUT AVENUE LLC	3	\$10,152
(None - Tax Expenditure)	Tax Exemption	GEORGIA AVE NW	ABRAMS HALL SENIOR LP	4	\$974,869
(None - Tax Expenditure)	Tax Exemption	1325 UPSHUR ST NW	SENIOR CITIZENS HOUSING DEVELOPMENT CORPORATION	4	\$59,803
(None - Tax Expenditure)	Tax Exemption	4100 Georgia Ave NW	4100 GEORGIA AVE LIMITED PARTNERSHIP	4	\$57,318
(None - Tax Expenditure)	Tax Exemption	4921 GEORGIA AV NW	COLONY HOUSE NONPROFIT HOUSING CORPORATION	4	\$102,434
(None - Tax Expenditure)	Tax Abatement	6505 14TH ST NW WASHINGTON DC 20012	LUZON ASSOCIATES LP	4	\$3,780
(None - Tax Expenditure)	Tax Abatement	6601 14TH ST NW WASHINGTON DC 20012	LUZON ASSOCIATES LP	4	\$21,216
(None - Tax Expenditure)	Tax Exemption	6650 GEORGIA AVE NW	TAKOMA PLACE INVESTOR LLC	4	\$119,067
(None - Tax Expenditure)	Tax Exemption	7144 13TH ST NW	CHILDREN'S NATIONAL AT WALTER REED LLC	4	\$2,012,458
(None - Tax Expenditure)	Tax Exemption	Qualified Supermarket (Safeway Inc. Cpts: 3830 GEORGIA AVENUE NW)	113 POTOMAC AVE SW LP	4	\$317,236
(None - Tax Expenditure)	Tax Exemption	0601 EDGEWOOD ST NE	EDGEWOOD TERRACE ONE LLC	5	\$237,450
(None - Tax Expenditure)	Tax Abatement	100 FLORIDA AVE NE WASHINGTON DC 20002	WASHINGTON GATEWAY APARTMENTS VENTURE LLC	5	\$257,663
(None - Tax Expenditure)	Tax Abatement	1032 IRVING ST NE WASHINGTON DC 20017	POTOMAC ELECTRIC POWER COMPANY	5	\$21,500
(None - Tax Expenditure)	Tax Abatement	11 RIGGS RD NE # 325 WASHINGTON DC 20011	CHILLUM MANOR LLC	5	\$14,544
(None - Tax Expenditure)	Tax Abatement	150 HARRY THOMAS WAY NE WASHINGTON DC 20002	151 Q STREET RESIDENTIAL LLC	5	\$15,000
(None - Tax Expenditure)	Tax Abatement	150 Q ST NE WASHINGTON DC 20002	151 Q STREET RESIDENTIAL LLC	5	\$86,319
(None - Tax Expenditure)	Tax Abatement	151 Q ST NE WASHINGTON DC 20002	151 Q STREET RESIDENTIAL LLC	5	\$177,303
(None - Tax Expenditure)	Tax Exemption	1515 NORTH CAPITOL ST NE WASHINGTON DC 20002-3343	1515 NORTH CAPITOL LLC	5	\$62,012

Appendix: FY22 Economic Development Expenditures Detail

(None - Tax Expenditure)	Tax Exemption	1600 1ST ST NW	NORTHWEST COOPERATIVE HOMES	5	\$120,509
(None - Tax Expenditure)	Tax Abatement	19 RIGGS RD NE # 104 WASHINGTON DC 20011	CHILLUM MANOR LLC	5	\$11,216
(None - Tax Expenditure)	Tax Abatement	200 P ST NW WASHINGTON DC 20001	WILLIAM J DAVIS INC	5	\$6,252
(None - Tax Expenditure)	Tax Abatement	200 Q ST NE WASHINGTON DC 20002	151 Q STREET RESIDENTIAL LLC	5	\$130,434
(None - Tax Expenditure)	Tax Abatement	201 Q ST NE WASHINGTON DC 20002	151 Q STREET RESIDENTIAL LLC	5	\$12,574
(None - Tax Expenditure)	Tax Exemption	2321 4TH ST NE	2321 4TH STREET LLC	5	\$296,518
(None - Tax Expenditure)	Tax Exemption	2401 WASHINGTON PL NE	ISRAEL SENIOR RESIDENCES LLC	5	\$55,835
(None - Tax Expenditure)	Tax Exemption	2900 NEWTON ST	HEDIN HOUSE PRESERVATION LP	5	\$65,131
(None - Tax Expenditure)	Tax Exemption	2945 KNOX PL SE	PB HAN TIV OWNER LLC	5	\$81,371
(None - Tax Expenditure)	Tax Abatement	340 FLORIDA AVE NE WASHINGTON DC 20002-3436	GATEWAY MARKET (SOE) LLC	5	\$3,803
(None - Tax Expenditure)	Tax Abatement	371 MORSE ST NE WASHINGTON DC 20002	GATEWAY MARKET (SOE) LLC	5	\$6,003
(None - Tax Expenditure)	Tax Exemption	5233 NORTH CAPITOL ST NE	NORTH CAPITOL AT PLYMOUTH INC	5	\$110,117
(None - Tax Expenditure)	Tax Abatement	5324 ROCK CREEK CHURCH RD NE # 218 WASHINGTON DC 2	CHILLUM MANOR LLC	5	\$8,300
(None - Tax Expenditure)	Tax Abatement	HARRY THOMAS WAY NE WASHINGTON DC 20002	POTOMAC ELECTRIC POWER COMPANY	5	\$102,500
(None - Tax Expenditure)	Tax Exemption	Qualified Supermarket (Costco: 2441 Market Street, NE)	COSTCO WHOLESALE CORPORATION	5	\$403,649
(None - Tax Expenditure)	Tax Exemption	Qualified Supermarket (Good Food Markets: 2006 Rhode Island Avenue NE)	GOOD FOOD MARKETS	5	\$4,545
(None - Tax Expenditure)	Tax Exemption	Qualified Supermarket (Mom's Organic Market: 1501 New York Avenue NE)	JEMAL'S HECHT'S LLC	5	\$43,815
(None - Tax Expenditure)	Tax Exemption	1035 4TH ST NW	PLAZA WEST LLC	6	\$820,193
(None - Tax Expenditure)	Tax Exemption	1050 NEW JERSEY AV	GOLDEN RULE PLAZA INC	6	\$417,062
(None - Tax Expenditure)	Tax Abatement	1111 NORTH CAPITOL ST NE WASHINGTON DC 20002	NATIONAL PUBLIC RADIO INC	6	\$265,420
(None - Tax Expenditure)	Tax Abatement	1160 1ST ST NE # 107 WASHINGTON DC 20002-4697	ARCHSTONE NORTH CAPITOL HILL LP	6	\$838
(None - Tax Expenditure)	Tax Exemption	1200 NORTH CAPITOL ST NW	TYLER HOUSE ASSOCIATES 95 L.P.	6	\$620,583
(None - Tax Expenditure)	Tax Exemption	1313 - 1333 H ST NE	ATLAS PERFORMING ARTS CENTER	6	\$682,602
(None - Tax Expenditure)	Tax Abatement	140 M ST NE WASHINGTON DC 20002	THE FLATS 140 DC RESIDENTIAL LLC	6	\$129,089

Appendix: FY22 Economic Development Expenditures Detail

(None - Tax Expenditure)	Tax Abatement	1620 2ND ST SW WASHINGTON DC 20024-3409	POTOMAC ELECTRIC POWER COMPANY	6	\$206,500
(None - Tax Expenditure)	Tax Abatement	1930 1ST ST SW WASHINGTON DC 20024	POTOMAC ELECTRIC POWER COMPANY	6	\$599,964
(None - Tax Expenditure)	Tax Abatement	225 E ST SW WASHINGTON DC 20024	POTOMAC ELECTRIC POWER COMPANY	6	\$56,000
(None - Tax Expenditure)	Tax Abatement	300 H ST NE WASHINGTON DC 20002	STEUART H STREET LLC	6	\$207,402
(None - Tax Expenditure)	Tax Abatement	425 12TH ST SW WASHINGTON DC 20024	POTOMAC ELECTRIC POWER COMPANY	6	\$21,500
(None - Tax Expenditure)	Tax Abatement	45 E ST NW WASHINGTON DC 20001	POTOMAC ELECTRIC POWER COMPANY	6	\$132,500
(None - Tax Expenditure)	Tax Abatement	55 M ST NE # 106 WASHINGTON DC 20002-5170	ARCHSTONE NORTH CAPITOL HILL	6	\$791
(None - Tax Expenditure)	Tax Abatement	60 L ST NE WASHINGTON DC 20002	NOMA DEVELOPMENT LLC	6	\$229,985
(None - Tax Expenditure)	Tax Abatement	715 15TH ST SE WASHINGTON DC 20003	715 15TH STREET LLC	6	\$14,573
(None - Tax Expenditure)	Tax Abatement	77 H ST NW WASHINGTON DC 20001	801 NEW JERSEY PHASE 1 LLC	6	\$12,055
(None - Tax Expenditure)	Future Tax Abatements/ Exemptions	Community for Creative Non-Violence	Community for Creative Non-Violence	6	\$349,153
(None - Tax Expenditure)	Tax Abatement	H ST NW WASHINGTON DC 20001	DISTRICT OF COLUMBIA	6	\$198,318
(None - Tax Expenditure)	Tax Exemption	Qualified Supermarket (Giant: 300 H St NE)	STEUART H STREET LLC	6	\$239,664
(None - Tax Expenditure)	Tax Exemption	0120 45TH ST NE R-2	BENNING RESIDENTIAL LLC	7	\$150,619
(None - Tax Expenditure)	Tax Abatement	163 35TH ST NE # 2 WASHINGTON DC 20019	161-163 35TH ST LLC	7	\$2,142
(None - Tax Expenditure)	Tax Exemption	1701 - 1713 BENNING RD NE	GALES PLACE ASSOCIATES LIMITED PARTNERSHIP	7	\$128,164
(None - Tax Expenditure)	Tax Abatement	3400 BENNING RD NE WASHINGTON DC 20019	POTOMAC ELECTRIC POWER COMPANY	7	\$339,000
(None - Tax Expenditure)	Tax Exemption	3501 - 3547 EAST CAPITOL ST SE	MILESTONE EAST CAPITOL 3 LLC	7	\$91,350
(None - Tax Expenditure)	Tax Exemption	3600 ELY PL SE	ANACOSTIA GARDENS OWNER LLC	7	\$83,033
(None - Tax Expenditure)	Tax Exemption	3712 - 3722 HAYES ST NE	JAY STREET ASSOCIATES	7	\$342,219
(None - Tax Expenditure)	Tax Exemption	3720 - 3820 HAYES ST NE	MAYFAIR MANSIONS LIMITED PARTNERSHIP	7	\$290,429
(None - Tax Expenditure)	Tax Exemption	4200 - 4268 EAST CAPITOL ST NE	STANDARD FCP VENTURE LP	7	\$56,645
(None - Tax Expenditure)	Tax Exemption	4341 E ST SE	BENNING HEIGHTS INVESTOR LLC	7	\$165,089
(None - Tax Expenditure)	Tax Abatement	4427 HAYES ST NE WASHINGTON DC 20019	BLUE SKYE DEVELOPMENT LLC	7	\$15,000

Appendix: FY22 Economic Development Expenditures Detail

(None - Tax Expenditure)	Tax Exemption	4800 NANNIE HELEN BURROUGHS AV NE	4800 NHB LP	7	\$464,344
(None - Tax Expenditure)	Tax Exemption	5119-5127 NANNIE HELEN BURROUGHS AVE NE	NANNIE HELLEN OWNER LLC	7	\$190,581
(None - Tax Expenditure)	Tax Exemption	5201 Hayes ST NE	DEANWOOD HILLS LLC	7	\$155,544
(None - Tax Expenditure)	Tax Abatement	600 KENILWORTH TER NE WASHINGTON DC 00000	CI GD PARKSIDE 7 LLC	7	\$150,000
(None - Tax Expenditure)	Future Tax Abatements/ Exemptions	Affordable Housing Opportunities, Inc.	Affordable Housing Opportunities, Inc.	7	\$12,776,000
(None - Tax Expenditure)	Tax Exemption	Carver 2000 Low-Income and senior housing Project	CARVER SENIOR APARTMENTS LIMITED PARTNERSHIP	7	\$88,297
(None - Tax Expenditure)	Future Tax Abatements/ Exemptions	Jair Lynch Real Estate Partners	Jair Lynch Real Estate Partners	7	\$26,400,000
(None - Tax Expenditure)	Tax Exemption	0601 L ST SE 1	SQUARE 882N AFFORDABLE LP	8	\$103,826
(None - Tax Expenditure)	Tax Exemption	1100 2ND PL SE 2	SQUARE 769N AFFORDABLE OWNER LLC	8	\$90,958
(None - Tax Expenditure)	Tax Exemption	1231 GOOD HOPE RD SE WASHINGTON DC 20020	1231-1235 GOOD HOPE ROAD ,INC	8	\$248
(None - Tax Expenditure)	Tax Abatement	200 SAVANNAH ST SE WASHINGTON DC 00000	NATIONAL CHILDRENS CENTER INC	8	\$1,996
(None - Tax Expenditure)	Tax Exemption	2321 GOOD HOPE CT SE	WOODMONT CROSSING INVESTOR LLC	8	\$203,615
(None - Tax Expenditure)	Tax Exemption	2400-2404 HARTFORD ST SE	PB HANOVER OWNER LLC	8	\$17,536
(None - Tax Expenditure)	Tax Abatement	3302 15TH ST SE WASHINGTON DC 20032	POTOMAC ELECTRIC POWER COMPANY	8	\$16,500
(None - Tax Expenditure)	Tax Exemption	3700 9TH ST SE WASHINGTON DC 20032	PARKSIDE TERRACE DEVELOPMENT LLC	8	\$249,445
(None - Tax Expenditure)	Tax Exemption	4201 - 4237 7TH ST SE	BELMONT CROSSING PARTNERS LLC	8	\$164,567
(None - Tax Expenditure)	Tax Exemption	4301 3rd ST SE	ATLANTIC TERRACE LTD	8	\$114,428
(None - Tax Expenditure)	Tax Exemption	800 SOUTHERN AVE SE	800 SOUTHERN AVENUE LLC	8	\$236,626
(None - Tax Expenditure)	Tax Exemption	Douglass Knoll	DOUGLAS KNOLL COOPERATIVE LIMITED PARTNERSHIP	8	\$27,388
(None - Tax Expenditure)	Tax Exemption	Qualified Supermarket (Harris Teeter: 401 M St. SE)	FC 1212 LLC	8	\$520,779
(None - Tax Expenditure)	Tax Exemption	WOODBERRY VILLAGE	WOODBERRY APARTMENTS LP	8	\$132,385
(None - Tax Expenditure)	Tax Exemption	WORTHINGTON WOODS APARTMENTS	MHP WORTHINGTON WOODS LLC	8	\$230,697

Appendix: FY22 Economic Development Expenditures Detail

(None - Tax Expenditure)	Future Tax Abatements/ Exemptions	Habitat for Humanity of Washington, DC	Habitat for Humanity of Washington, DC	Multiple	\$79,000
(None - Tax Expenditure)	District Tax Credits	Income Tax Credits: QHTCs	Income Tax Credits: QHTCs	Multiple	\$34,470,866
(None - Tax Expenditure)	District Tax Credits	Small Retailer Property Tax Relief Credit	Small Retailer Property Tax Relief Credit	Multiple	\$2,660,678
(None - Tax Expenditure)	Future Tax Abatements/ Exemptions	Tax Abatements for Housing in Downtown	Tax Abatements for Housing in Downtown	Multiple	\$70,000,000
(None - Tax Expenditure)	Tax Exemption	East River Residential Projects	EAST RIVER PRESERVATION PARTNERS LLC	Multiple	\$124,332
(None - Tax Expenditure)	Tax Exemption	Qualified Supermarkets (Personal Property and materials used in development)	(Aggregate)	Multiple	\$487,357
DC PUBLIC LIBRARY	Expenditures on Contracts	MARTIN LUTHER KING JR. MEMORIAL CENTRAL	SMOOT GILBANE III MLK JT VENTR	2	\$145,078
DC PUBLIC LIBRARY	Expenditures on Contracts	LAMOND RIGGS LIBRARY	CONSIGLI CONSTRUCTION CO., INC	5	\$7,079,180
DC PUBLIC LIBRARY	Expenditures on Contracts	SOUTHEAST LIBRARY	WHITING-TURNER CONTRACTING CO	6	\$1,235,263
DC PUBLIC LIBRARY	Expenditures on Contracts	SOUTHWEST LIBRARY	TURNER CONSTRUCTION COMPANY	6	\$301,031
DC PUBLIC LIBRARY	Expenditures on Contracts	GENERAL IMPROVEMENT- LIBRARIES	RSC ELECTRICAL AND MECHANIC	Multiple	\$142,473
DC PUBLIC LIBRARY	Expenditures on Contracts	GENERAL IMPROVEMENT- LIBRARIES	WISS,JANNEY,ELSTNER ASSOCIATES	Multiple	\$213,050
DC PUBLIC LIBRARY	Expenditures on Contracts	INFORMATION TECHNOLOGY MODERNIZATION	NETWORKING FOR FUTURE INC	Multiple	\$320,481
DCHFA	Revenue Bond Issuance	Parcel 42	Dantes Partners	2	\$29,460,000
DCHFA	Revenue Bond Issuance	Shepherd Park Apartments	Lock 7	4	\$16,300,000
DCHFA	Revenue Bond Issuance	Waterfront Station II	Hoffman & Associates	6	\$15,650,000
DCHFA	Revenue Bond Issuance	Kenilworth 166	Bozzuto	7	\$41,400,000
DCHFA	Revenue Bond Issuance	SOME North Capitol	Clark Construction	7	\$33,174,210
DCHFA	Revenue Bond Issuance	The Paxton	Foulger-Pratt	7	\$46,920,000

Appendix: FY22 Economic Development Expenditures Detail

DCHFA	Revenue Bond Issuance	The Strand Residences	The NHP Foundation	7	\$2,200,000
DCHFA	Revenue Bond Issuance	Cascade Park II	Dantes Partners	8	\$11,190,000
DCHFA	Revenue Bond Issuance	Ridgecrest Apartments Phase 1	NHP Foundation	8	\$21,905,000
DCHFA	Revenue Bond Issuance	Terrace Manor	WC Smith	8	\$36,990,000
DCHFA	Revenue Bond Issuance	The Asberry	Hamel Builders	8	\$33,700,000
DCHFA	Revenue Bond Issuance	Capitol Vista & Fortitude at Delta Towers	Dantes Partners	Multiple	\$3,375,000
DCHFA	Revenue Bond Issuance	Hanover & Tivoli Supplemental Bond	Manna Inc, & TM Associates	Multiple	\$2,000,000
DDOT	Expenditures on Contracts	11th Street Bridge Park	WHITMAN REQUARDT AND ASSOC	8	\$3,260,441
DEPARTMENT OF EMPLOYMENT SERVICES	Expenditures on Contracts	DC INFRASTRUCTURE ACADEMY	BELL ARCHITECTS, PC	5	\$447,751
DEPARTMENT OF EMPLOYMENT SERVICES	Expenditures on Contracts	DC INFRASTRUCTURE ACADEMY	BRAILSFORD & DUNLAVEY, INC.	5	\$208,103
DEPARTMENT OF EMPLOYMENT SERVICES	Grants	Marion Barry Summer Youth Employment Pgm	Youth Entrepreneur Instit	6	\$100,000
DEPARTMENT OF EMPLOYMENT SERVICES	Grants	Infrastructure Academy	Community College Prep Academy	8	\$75,500
DEPARTMENT OF EMPLOYMENT SERVICES	Grants	Infrastructure Academy	Opportunities Industrial	8	\$189,881
Department of Health Care Finance	Expenditures on Contracts	Cedar Hill Regional Medical Center at St Elizabeths East Campus	UHS BUILDING SOLUTIONS INC	8	\$54,165,065
DEPT OF SMALL & LOCAL BUSINESS DEVELOPMT	Grants	COMMERCIAL CLEAN TEAMS	ADAMS MORGAN PARTNERSHIP	1	\$143,113
DEPT OF SMALL & LOCAL BUSINESS DEVELOPMT	Grants	COMMERCIAL CLEAN TEAMS	MOUNT VERNON TRIANGLE CD	2	\$137,113
DEPT OF SMALL & LOCAL BUSINESS DEVELOPMT	Grants	MAIN STREETS	FRIENDS OF GEORGETOWN	2	\$150,080
DEPT OF SMALL & LOCAL BUSINESS DEVELOPMT	Grants	COMMERCIAL CLEAN TEAMS	TENLEYTOWN MAIN STREET	3	\$174,634
DEPT OF SMALL & LOCAL BUSINESS DEVELOPMT	Grants	MAIN STREETS	FRIENDSHIP HEIGHTS ALLIANCE	3	\$295,000
DEPT OF SMALL & LOCAL BUSINESS DEVELOPMT	Grants	MAIN STREETS	GLOVER PARK ALLIANCE	3	\$150,080

Appendix: FY22 Economic Development Expenditures Detail

DEPT OF SMALL & LOCAL BUSINESS DEVELOPMT	Grants	MAIN STREETS	PALISADES CITIZENS ASSOCIATION	3	\$157,500
DEPT OF SMALL & LOCAL BUSINESS DEVELOPMT	Grants	MAIN STREETS	TENLEYTOWN MAIN STREET	3	\$150,080
DEPT OF SMALL & LOCAL BUSINESS DEVELOPMT	Grants	MAIN STREETS	VAN NESS GROUP INC	3	\$150,080
DEPT OF SMALL & LOCAL BUSINESS DEVELOPMT	Grants	COMMERCIAL CLEAN TEAMS	EMORY BEACON OF LIGHT INC	4	\$323,539
DEPT OF SMALL & LOCAL BUSINESS DEVELOPMT	Grants	MAIN STREETS	UPTOWN COMMUNITY INITIATIVE	4	\$330,092
DEPT OF SMALL & LOCAL BUSINESS DEVELOPMT	Grants	COMMERCIAL CLEAN TEAMS	FRIENDS OF RHODE ISLAND AVE NE	5	\$117,678
DEPT OF SMALL & LOCAL BUSINESS DEVELOPMT	Grants	COMMERCIAL CLEAN TEAMS	NORTH CAPITOL MAIN STREET	5	\$115,878
DEPT OF SMALL & LOCAL BUSINESS DEVELOPMT	Grants	MAIN STREETS	FRIENDS OF RHODE ISLAND AVE NE	5	\$300,160
DEPT OF SMALL & LOCAL BUSINESS DEVELOPMT	Grants	MAIN STREETS	NORTH CAPITOL MAIN STREET	5	\$150,080
DEPT OF SMALL & LOCAL BUSINESS DEVELOPMT	Grants	COMMERCIAL CLEAN TEAMS	BARRACKS ROW MAINSTREET	6	\$106,878
DEPT OF SMALL & LOCAL BUSINESS DEVELOPMT	Grants	MAIN STREETS	BARRACKS ROW MAINSTREET	6	\$187,600
DEPT OF SMALL & LOCAL BUSINESS DEVELOPMT	Grants	MAIN STREETS	MERCHANT ROW ASSOCIATION, CORP	6	\$135,072
DEPT OF SMALL & LOCAL BUSINESS DEVELOPMT	Grants	COMMERCIAL CLEAN TEAMS	DEANWOOD HEIGHTS MAIN STREETS	7	\$144,278
DEPT OF SMALL & LOCAL BUSINESS DEVELOPMT	Grants	MAIN STREETS	DEANWOOD HEIGHTS MAIN STREETS	7	\$135,072
DEPT OF SMALL & LOCAL BUSINESS DEVELOPMT	Grants	MAIN STREETS	MARSHALL HEIGHTS COMMUNITY	7	\$159,580
DEPT OF SMALL & LOCAL BUSINESS DEVELOPMT	Grants	MAIN STREETS	WASHINGTON AREA COMMUNITY	7	\$127,568
DEPT OF SMALL & LOCAL BUSINESS DEVELOPMT	Grants	COMMERCIAL CLEAN TEAMS	ANACOSTIA BUS. IMPROVEMENT DIS	8	\$159,613
DEPT OF SMALL & LOCAL BUSINESS DEVELOPMT	Grants	COMMERCIAL CLEAN TEAMS	CONGRESS HEIGHTS TRAINING	8	\$457,713
DEPT OF SMALL & LOCAL BUSINESS DEVELOPMT	Grants	MAIN STREETS	CONGRESS HEIGHTS TRAINING	8	\$150,080
DEPT OF SMALL & LOCAL BUSINESS DEVELOPMT	Grants	COMMERCIAL CLEAN TEAMS	CAPITOL HILL BUS. IMPROVEMENTS	Multiple	\$466,022

Appendix: FY22 Economic Development Expenditures Detail

DEPT OF SMALL & LOCAL BUSINESS DEVELOPMT	Grants	COMMERCIAL CLEAN TEAMS	CAREER PATH DC	Multiple	\$1,749,795
DEPT OF SMALL & LOCAL BUSINESS DEVELOPMT	Grants	COMMERCIAL CLEAN TEAMS	CLEAN DECISIONS	Multiple	\$419,337
DEPT OF SMALL & LOCAL BUSINESS DEVELOPMT	Grants	COMMERCIAL CLEAN TEAMS	H STREET MAIN STREET INC.	Multiple	\$326,035
DEPT OF SMALL & LOCAL BUSINESS DEVELOPMT	Grants	COMMERCIAL CLEAN TEAMS	HISTORIC DUPONT CIRCLE MAINSTR	Multiple	\$99,084
DEPT OF SMALL & LOCAL BUSINESS DEVELOPMT	Grants	COMMERCIAL CLEAN TEAMS	SAVING OUR NEXT GENERATION	Multiple	\$1,612,993
DEPT OF SMALL & LOCAL BUSINESS DEVELOPMT	Grants	COMMERCIAL CLEAN TEAMS	SHAW MAIN STREET	Multiple	\$122,113
DEPT OF SMALL & LOCAL BUSINESS DEVELOPMT	Grants	MAIN STREETS	CENTER FOR NONPROFIT	Multiple	\$301,780
DEPT OF SMALL & LOCAL BUSINESS DEVELOPMT	Grants	MAIN STREETS	COLUMBIA HEIGHTS DAY INITIATIV	Multiple	\$1,045,432
DEPT OF SMALL & LOCAL BUSINESS DEVELOPMT	Grants	MAIN STREETS	H STREET MAIN STREET INC.	Multiple	\$186,080
DEPT OF SMALL & LOCAL BUSINESS DEVELOPMT	Grants	MAIN STREETS	HISTORIC DUPONT CIRCLE MAINSTR	Multiple	\$360,088
DEPT OF SMALL & LOCAL BUSINESS DEVELOPMT	Grants	MAIN STREETS	SHAW MAIN STREET	Multiple	\$150,080
DEPT. OF HOUSING AND COMM. DEVELOPMENT	Grants	1515 NORTH CAPITOLNE WDC 20002	SOME NORTH CAPITOL	5	\$420,000
DEPT. OF HOUSING AND COMM. DEVELOPMENT	Expenditures on Contracts	AFFORDABLE HOUSING PROJECT FINANCING	COMPUTER AID, INC	Multiple	\$215,665
DEPT. OF HOUSING AND COMM. DEVELOPMENT	Grants	COMMUNITY SERVICES - COMM REVITALIZATION	BARRACKS ROW MAINSTREET	Multiple	\$219,721
DEPT. OF HOUSING AND COMM. DEVELOPMENT	Grants	COMMUNITY SERVICES - COMM REVITALIZATION	COLUMBIA HEIGHTS DAY INITIATIV	Multiple	\$89,612
DEPT. OF HOUSING AND COMM. DEVELOPMENT	Grants	COMMUNITY SERVICES - COMM REVITALIZATION	SB WORKS	Multiple	\$253,860
DEPT. OF HOUSING AND COMM. DEVELOPMENT	Grants	FAITH-BASED DEVELOPMENT INITIATIVE	ENTERPRISE COMMUNITY PARTNERS	Multiple	\$1,000,000
DEPT. OF HOUSING AND COMM. DEVELOPMENT	Grants	NEIGHBORHOOD-BASED ACTIVITIES	ALDERMAN,DEVORSETZ & HORA PLLC	Multiple	\$177,197
DEPT. OF HOUSING AND COMM. DEVELOPMENT	Grants	NEIGHBORHOOD-BASED ACTIVITIES	CENTRAL AMERICAN RESOURCE	Multiple	\$821,635
DEPT. OF HOUSING AND COMM. DEVELOPMENT	Grants	NEIGHBORHOOD-BASED ACTIVITIES	DOUGLASS COMMUNITY LAND TRUST	Multiple	\$147,467

Appendix: FY22 Economic Development Expenditures Detail

DEPT. OF HOUSING AND COMM. DEVELOPMENT	Grants	NEIGHBORHOOD-BASED ACTIVITIES	GREATER WASH URBAN LEAGUE	Multiple	\$365,585
DEPT. OF HOUSING AND COMM. DEVELOPMENT	Grants	NEIGHBORHOOD-BASED ACTIVITIES	HOUSING COUNSELING SERVICE	Multiple	\$2,775,655
DEPT. OF HOUSING AND COMM. DEVELOPMENT	Grants	NEIGHBORHOOD-BASED ACTIVITIES	LATINO ECONOMIC DEVELOPMENT	Multiple	\$1,473,015
DEPT. OF HOUSING AND COMM. DEVELOPMENT	Grants	NEIGHBORHOOD-BASED ACTIVITIES	LEGAL COUNSEL FOR THE ELDERLY	Multiple	\$910,451
DEPT. OF HOUSING AND COMM. DEVELOPMENT	Grants	NEIGHBORHOOD-BASED ACTIVITIES	LYDIA'S HOUSE IN SOUTHEAST	Multiple	\$642,119
DEPT. OF HOUSING AND COMM. DEVELOPMENT	Grants	NEIGHBORHOOD-BASED ACTIVITIES	MANNA INC	Multiple	\$655,221
DEPT. OF HOUSING AND COMM. DEVELOPMENT	Grants	NEIGHBORHOOD-BASED ACTIVITIES	MARSHALL HEIGHTS COMMUNITY	Multiple	\$446,801
DEPT. OF HOUSING AND COMM. DEVELOPMENT	Grants	NEIGHBORHOOD-BASED ACTIVITIES	MI CASA MY HOUSE INC.	Multiple	\$455,192
DEPT. OF HOUSING AND COMM. DEVELOPMENT	Grants	NEIGHBORHOOD-BASED ACTIVITIES	UNITED PLANNING ORGANIZAT	Multiple	\$580,627
DEPT. OF HOUSING AND COMM. DEVELOPMENT	Grants	NEIGHBORHOOD-BASED ACTIVITIES	UNIVERSITY LEGAL SERVICES	Multiple	\$1,654,189
DEPT. OF HOUSING AND COMM. DEVELOPMENT	Grants	RESIDENTIAL SERVICES - HPAP	GREATER WASH URBAN LEAGUE	Multiple	\$1,157,398
DEPT. OF HOUSING AND COMM. DEVELOPMENT	Grants	SMALL BUSINESS TECHNICAL ASSISTANCE	ANACOSTIA ECONOMIC DEVELO	Multiple	\$250,000
DEPT. OF HOUSING AND COMM. DEVELOPMENT	Grants	SMALL BUSINESS TECHNICAL ASSISTANCE	ARCH DEVELOPMENT CORPORAT	Multiple	\$369,669
DEPT. OF HOUSING AND COMM. DEVELOPMENT	Grants	SMALL BUSINESS TECHNICAL ASSISTANCE	COLUMBIA HEIGHTS DAY INITIATIV	Multiple	\$300,000
DEPT. OF HOUSING AND COMM. DEVELOPMENT	Grants	SMALL BUSINESS TECHNICAL ASSISTANCE	CONGRESS HEIGHTS TRAINING	Multiple	\$174,133
DEPT. OF HOUSING AND COMM. DEVELOPMENT	Grants	SMALL BUSINESS TECHNICAL ASSISTANCE	GREATER WASHINGTON HISPANIC	Multiple	\$212,972
DEPT. OF HOUSING AND COMM. DEVELOPMENT	Grants	SMALL BUSINESS TECHNICAL ASSISTANCE	LATINO ECONOMIC DEVELOPMENT	Multiple	\$748,323
DEPT. OF HOUSING AND COMM. DEVELOPMENT	Grants	SMALL BUSINESS TECHNICAL ASSISTANCE	LIFE ASSET INC	Multiple	\$350,000
DEPT. OF HOUSING AND COMM. DEVELOPMENT	Grants	SMALL BUSINESS TECHNICAL ASSISTANCE	MARSHALL HEIGHTS COMMUNITY	Multiple	\$270,000
DEPT. OF HOUSING AND COMM. DEVELOPMENT	Grants	SMALL BUSINESS TECHNICAL ASSISTANCE	SB WORKS	Multiple	\$223,944

Appendix: FY22 Economic Development Expenditures Detail

DEPT. OF HOUSING AND COMM. DEVELOPMENT	Grants	SMALL BUSINESS TECHNICAL ASSISTANCE	WASHINGTON AREA COMMUNITY	Multiple	\$612,165
DEPT. OF HOUSING AND COMM. DEVELOPMENT	Loan	7428 GEORGIA AVE NW WDC 20012	SHEPHARD PARK OWNER LLC	4	\$11,222,909
DEPT. OF HOUSING AND COMM. DEVELOPMENT	Loan	1603 BENNING ROAD NE WDC 20002	BENNING CORRIDOR TITLEHOLDER	7	\$29,106,797
DEPT. OF HOUSING AND COMM. DEVELOPMENT	Loan	2530 PARK PLACE SE WDC 20020	MANNA INC	7	\$100,000
DEPT. OF HOUSING AND COMM. DEVELOPMENT	Loan	4726 SHERIFF RD NE WDC 20019	MEDICI ROAD	7	\$100,000
DEPT. OF HOUSING AND COMM. DEVELOPMENT	Loan	DOUGLAS/QUARLES/45TH ST NE WDC 20019	KENILWORTH REVITALIZATION 1 JV	7	\$16,973,133
DEPT. OF HOUSING AND COMM. DEVELOPMENT	Loan	2200-06 SAVANNAH ST SE WDC 20032	RIDGECREST PHASE 1 OWNER, LLC	8	\$16,133,487
DEPT. OF HOUSING AND COMM. DEVELOPMENT	Loan	3301 23RD ST SE WDC 20020	TERRANCE MANOR	8	\$29,016,797
DEPT. OF HOUSING AND COMM. DEVELOPMENT	Loan	4201 7TH STREET SE WDC 20032	BCP I LLC	8	\$14,200,000
DEPT. OF HOUSING AND COMM. DEVELOPMENT	Loan	4232-8 and 4252-8 4TH ST SE WDC 20032	CASCADE PARK COMMUNITY PARTNER	8	\$10,304,506
DEPUTY MAYOR FOR PLANNING AND ECON DEV	Grants	BUSINESS DEVELOPMENT	AMAYA I LLC	1	\$129,000
DEPUTY MAYOR FOR PLANNING AND ECON DEV	Grants	BUSINESS DEVELOPMENT	LATINO ECONOMIC DEVELOPMENT	1	\$7,969,227
DEPUTY MAYOR FOR PLANNING AND ECON DEV	Grants	BUSINESS DEVELOPMENT	MARTHA'S TABLE INC	1	\$1,500,000
DEPUTY MAYOR FOR PLANNING AND ECON DEV	Expenditures on Contracts	ECONOMIC DEVELOPMENT FINANCING	DC HOUSING AUTHORITY	1	\$4,242,468
DEPUTY MAYOR FOR PLANNING AND ECON DEV	Revenue Bond Issuance	Education	Capital City PCS	1	\$14,560,000
DEPUTY MAYOR FOR PLANNING AND ECON DEV	Grants	GRANTS	METRO DC COMMUNITY CENTER	1	\$1,000,000
DEPUTY MAYOR FOR PLANNING AND ECON DEV	Grants	GREAT STREETS INITIATIVE	AMAYA I LLC	1	\$50,000
DEPUTY MAYOR FOR PLANNING AND ECON DEV	Grants	GREAT STREETS INITIATIVE	ANDREW PAIK	1	\$50,000
DEPUTY MAYOR FOR PLANNING AND ECON DEV	Grants	GREAT STREETS INITIATIVE	BECAUSE SCIENCE LLC	1	\$17,500
DEPUTY MAYOR FOR PLANNING AND ECON DEV	Grants	GREAT STREETS INITIATIVE	DOWNTOWN FITNESS INC	1	\$25,000

Appendix: FY22 Economic Development Expenditures Detail

DEPUTY MAYOR FOR PLANNING AND ECON DEV	Grants	GREAT STREETS INITIATIVE	EXPATS THEATRE	1	\$27,110
DEPUTY MAYOR FOR PLANNING AND ECON DEV	Grants	GREAT STREETS INITIATIVE	MARGOTS CHAIR INC	1	\$50,000
DEPUTY MAYOR FOR PLANNING AND ECON DEV	Grants	GREAT STREETS INITIATIVE	MOMENTOUS LLC	1	\$50,000
DEPUTY MAYOR FOR PLANNING AND ECON DEV	Grants	GREAT STREETS INITIATIVE	SHOP OF FLOWERS LLC	1	\$50,000
DEPUTY MAYOR FOR PLANNING AND ECON DEV	Grants	GREAT STREETS INITIATIVE	THE OUTRAGE INC	1	\$50,000
DEPUTY MAYOR FOR PLANNING AND ECON DEV	Grants	GREAT STREETS INITIATIVE	WENDY MELECHEN THE PRINTE	1	\$50,000
DEPUTY MAYOR FOR PLANNING AND ECON DEV	Grants	NEW COMMUNITIES INITIATIVE	DANCE INSTITUTE OF WASHINGTON	1	\$40,000
DEPUTY MAYOR FOR PLANNING AND ECON DEV	Grants	NEW COMMUNITIES INITIATIVE	THE COMMUNITY BUILDERS INC	1	\$50,000
DEPUTY MAYOR FOR PLANNING AND ECON DEV	Revenue Bond Issuance	Association	AACRAO	2	\$5,625,000
DEPUTY MAYOR FOR PLANNING AND ECON DEV	Revenue Bond Issuance	Association	Institute of World Politics	2	\$7,200,000
DEPUTY MAYOR FOR PLANNING AND ECON DEV	Grants	BUSINESS DEVELOPMENT	ACCELERATE 500 INC	2	\$1,993,081
DEPUTY MAYOR FOR PLANNING AND ECON DEV	Grants	BUSINESS DEVELOPMENT	CITY FIRST ENTERPRISES	2	\$43,541,747
DEPUTY MAYOR FOR PLANNING AND ECON DEV	Grants	BUSINESS DEVELOPMENT	GOLDEN TRIANGLE BID CORP.	2	\$1,992,307
DEPUTY MAYOR FOR PLANNING AND ECON DEV	Grants	GREAT STREETS INITIATIVE	1301 RESTAURANT VENTURES INC	2	\$50,000
DEPUTY MAYOR FOR PLANNING AND ECON DEV	Grants	GREAT STREETS INITIATIVE	1333 14TH STREET NW LLC	2	\$50,000
DEPUTY MAYOR FOR PLANNING AND ECON DEV	Grants	GREAT STREETS INITIATIVE	BAR DI BARI LLC	2	\$50,000
DEPUTY MAYOR FOR PLANNING AND ECON DEV	Grants	GREAT STREETS INITIATIVE	GLASS HOUSE COFFEE, LLC	2	\$20,400
DEPUTY MAYOR FOR PLANNING AND ECON DEV	Grants	GREAT STREETS INITIATIVE	GMB FOOD SERVICES DBA IT	2	\$3,500
DEPUTY MAYOR FOR PLANNING AND ECON DEV	Grants	GREAT STREETS INITIATIVE	JNB CORPORATION	2	\$50,000
DEPUTY MAYOR FOR PLANNING AND ECON DEV	Grants	GREAT STREETS INITIATIVE	LEE CAFE K ST LLC	2	\$23,901

Appendix: FY22 Economic Development Expenditures Detail

DEPUTY MAYOR FOR PLANNING AND ECON DEV	Grants	GREAT STREETS INITIATIVE	MID-ATLANTIC SHELLFISH LLC	2	\$50,000
DEPUTY MAYOR FOR PLANNING AND ECON DEV	Grants	GREAT STREETS INITIATIVE	NARI INC	2	\$42,000
DEPUTY MAYOR FOR PLANNING AND ECON DEV	Grants	GREAT STREETS INITIATIVE	O STREET MUSEUM FOUNDATION	2	\$50,000
DEPUTY MAYOR FOR PLANNING AND ECON DEV	Grants	GREAT STREETS INITIATIVE	ODEM INC	2	\$50,000
DEPUTY MAYOR FOR PLANNING AND ECON DEV	Grants	GREAT STREETS INITIATIVE	PMT INC T/A GREEK DELI EXPRESS	2	\$50,000
DEPUTY MAYOR FOR PLANNING AND ECON DEV	Grants	GREAT STREETS INITIATIVE	PURPLE FEET LLC DBA FLIGHT	2	\$50,000
DEPUTY MAYOR FOR PLANNING AND ECON DEV	Grants	GREAT STREETS INITIATIVE	STOVER AND ASSOCIATES LLC	2	\$300,000
DEPUTY MAYOR FOR PLANNING AND ECON DEV	Grants	GREAT STREETS INITIATIVE	TOP SHELF LLC	2	\$12,688
DEPUTY MAYOR FOR PLANNING AND ECON DEV	Grants	GREAT STREETS INITIATIVE	TUGOOH LLC	2	\$50,000
DEPUTY MAYOR FOR PLANNING AND ECON DEV	Grants	GREAT STREETS INITIATIVE	UPTOWN ACUPUNCTURE LLC	2	\$50,000
DEPUTY MAYOR FOR PLANNING AND ECON DEV	Grants	GREAT STREETS INITIATIVE	YOGA DISTRICT LLC	2	\$50,000
DEPUTY MAYOR FOR PLANNING AND ECON DEV	Grants	NEW COMMUNITIES INITIATIVE	DC SCORES	2	\$80,000
DEPUTY MAYOR FOR PLANNING AND ECON DEV	Grants	NEW COMMUNITIES INITIATIVE	HOUSING IN TRANSITION INC	2	\$640,000
DEPUTY MAYOR FOR PLANNING AND ECON DEV	Grants	NEW COMMUNITIES INITIATIVE	THE LITERACY LAB	2	\$20,000
DEPUTY MAYOR FOR PLANNING AND ECON DEV	Grants	WASHINGTON DC ECONOMIC PARTNERSHIP	WASHINGTON DC ECONOMIC PA	2	\$3,290,532
DEPUTY MAYOR FOR PLANNING AND ECON DEV	Revenue Bond Issuance	Education	Lab School	3	\$32,500,000
DEPUTY MAYOR FOR PLANNING AND ECON DEV	Revenue Bond Issuance	Education	Sheridan School	3	\$6,120,000
DEPUTY MAYOR FOR PLANNING AND ECON DEV	Grants	GREAT STREETS INITIATIVE	BLUE 44 LLC	3	\$41,500
DEPUTY MAYOR FOR PLANNING AND ECON DEV	Grants	GREAT STREETS INITIATIVE	GMB FOOD SERVICES DBA IT	3	\$3,500
DEPUTY MAYOR FOR PLANNING AND ECON DEV	Expenditures on Contracts	ECONOMIC DEVELOPMENT FINANCING	ANSWER TITLE AND ESCROW L	4	\$10,000,074

Appendix: FY22 Economic Development Expenditures Detail

DEPUTY MAYOR FOR PLANNING AND ECON DEV	Expenditures on Contracts	ECONOMIC DEVELOPMENT FINANCING	GENERAL SERVICES INC	4	\$79,371
DEPUTY MAYOR FOR PLANNING AND ECON DEV	Grants	GREAT STREETS INITIATIVE	EVE LLC	4	\$50,000
DEPUTY MAYOR FOR PLANNING AND ECON DEV	Grants	GREAT STREETS INITIATIVE	J & J TOVAR INC	4	\$50,000
DEPUTY MAYOR FOR PLANNING AND ECON DEV	Grants	GREAT STREETS INITIATIVE	THE KUKUSNEST LLC	4	\$25,000
DEPUTY MAYOR FOR PLANNING AND ECON DEV	Grants	GREAT STREETS INITIATIVE	THE SPICE SUITE LLC	4	\$600,000
DEPUTY MAYOR FOR PLANNING AND ECON DEV	Grants	GREAT STREETS INITIATIVE	THE VIP ROOM LLC	4	\$50,000
DEPUTY MAYOR FOR PLANNING AND ECON DEV	Dispositions	901 Massachusetts Ave. 20001	HQ hotel - developed. Sale of ground lease	5	\$18,000
DEPUTY MAYOR FOR PLANNING AND ECON DEV	Grants	BUSINESS DEVELOPMENT	SOUTHEAST RESTAURANT GROUP LLC	5	\$344,000
DEPUTY MAYOR FOR PLANNING AND ECON DEV	Expenditures on Contracts	CAPITAL CONSTRUCTION	DMY CAPITOL LLC	5	\$68,878
DEPUTY MAYOR FOR PLANNING AND ECON DEV	Expenditures on Contracts	CAPITAL CONSTRUCTION	GILBANE BUILDING CO.	5	\$19,092,824
DEPUTY MAYOR FOR PLANNING AND ECON DEV	Expenditures on Contracts	CAPITAL CONSTRUCTION	KRAMER CONSULTING SERVICES PC	5	\$508,184
DEPUTY MAYOR FOR PLANNING AND ECON DEV	Revenue Bond Issuance	Education	Inspired Teaching Demonstration PCS(Shaeds)	5	\$10,450,000
DEPUTY MAYOR FOR PLANNING AND ECON DEV	Grants	GREAT STREETS INITIATIVE	CITY-STATE BREWING CO LLC	5	\$50,000
DEPUTY MAYOR FOR PLANNING AND ECON DEV	Grants	GREAT STREETS INITIATIVE	COTTON & REED, INC.	5	\$100,000
DEPUTY MAYOR FOR PLANNING AND ECON DEV	Grants	GREAT STREETS INITIATIVE	DUDLEY ENTERPRISES LLC	5	\$102,800
DEPUTY MAYOR FOR PLANNING AND ECON DEV	Grants	GREAT STREETS INITIATIVE	EXCEL MOVEMENT STUDIOS INC	5	\$31,651
DEPUTY MAYOR FOR PLANNING AND ECON DEV	Grants	GREAT STREETS INITIATIVE	FELICIA & FAMILY FOOD INC.	5	\$25,000
DEPUTY MAYOR FOR PLANNING AND ECON DEV	Grants	GREAT STREETS INITIATIVE	G & K DC, LLC	5	\$50,000
DEPUTY MAYOR FOR PLANNING AND ECON DEV	Grants	GREAT STREETS INITIATIVE	HOSPITALITY IN TRANSITY, LLC	5	\$50,000
DEPUTY MAYOR FOR PLANNING AND ECON DEV	Grants	GREAT STREETS INITIATIVE	JABBOS COMPACT MARKET INC	5	\$50,000

Appendix: FY22 Economic Development Expenditures Detail

DEPUTY MAYOR FOR PLANNING AND ECON DEV	Grants	GREAT STREETS INITIATIVE	RIGHT FORWARD, LLC	5	\$100,000
DEPUTY MAYOR FOR PLANNING AND ECON DEV	Grants	GREAT STREETS INITIATIVE	SEWING OPPORTUNITY NEVER	5	\$50,000
DEPUTY MAYOR FOR PLANNING AND ECON DEV	Grants	GREAT STREETS INITIATIVE	SUNRISE GROCERY INC	5	\$50,000
DEPUTY MAYOR FOR PLANNING AND ECON DEV	Grants	GREAT STREETS INITIATIVE	THINK ITALIAN LLC	5	\$99,800
DEPUTY MAYOR FOR PLANNING AND ECON DEV	Grants	GREAT STREETS INITIATIVE	VIA MRG LLC	5	\$32,214
DEPUTY MAYOR FOR PLANNING AND ECON DEV	Revenue Bond Issuance	Higher Education	Trinity College	5	\$22,530,000
DEPUTY MAYOR FOR PLANNING AND ECON DEV	Dispositions	N. CAP & MICHIGAN	Vision McMillian Partners LLC	5	\$17,339,635
DEPUTY MAYOR FOR PLANNING AND ECON DEV	Dispositions	7th Street, NW, R Street NW, and Rhode Island Avenue, NW	P42 COMMUNITY PARTNERS LLC	6	\$500,000
DEPUTY MAYOR FOR PLANNING AND ECON DEV	Grants	BUSINESS DEVELOPMENT	DISTRICT WHARF COMMUNITY	6	\$225,000
DEPUTY MAYOR FOR PLANNING AND ECON DEV	Grants	BUSINESS DEVELOPMENT	H STREET MAIN STREET INC.	6	\$50,500
DEPUTY MAYOR FOR PLANNING AND ECON DEV	Grants	BUSINESS DEVELOPMENT	SOUTHWEST BUSINESS IMPROVEMENT	6	\$2,988,460
DEPUTY MAYOR FOR PLANNING AND ECON DEV	Grants	BUSINESS DEVELOPMENT	THE SANDLOT	6	\$1,031,250
DEPUTY MAYOR FOR PLANNING AND ECON DEV	Grants	GREAT STREETS INITIATIVE	FELIX RESTAURANT GROUP, LLC	6	\$50,000
DEPUTY MAYOR FOR PLANNING AND ECON DEV	Grants	GREAT STREETS INITIATIVE	PEARLS KITCHEN LLC	6	\$42,600
DEPUTY MAYOR FOR PLANNING AND ECON DEV	Grants	GREAT STREETS INITIATIVE	PHO VIET RESTAURANT INC	6	\$50,000
DEPUTY MAYOR FOR PLANNING AND ECON DEV	Grants	GREAT STREETS INITIATIVE	STYLE CONCEPT STUDIO	6	\$50,000
DEPUTY MAYOR FOR PLANNING AND ECON DEV	Grants	NEW COMMUNITIES INITIATIVE	THE HIGHER ACHIEVEMENT PROGRAM	6	\$40,000
DEPUTY MAYOR FOR PLANNING AND ECON DEV	Grants	BUSINESS DEVELOPMENT	CALLISTER TECHNOLOGY AND ENTER	7	\$241,553
DEPUTY MAYOR FOR PLANNING AND ECON DEV	Grants	BUSINESS DEVELOPMENT	CG MARKETPLACE II LLC	7	\$325,000
DEPUTY MAYOR FOR PLANNING AND ECON DEV	Grants	BUSINESS DEVELOPMENT	CG MARKETPLACE LLC	7	\$57,778

Appendix: FY22 Economic Development Expenditures Detail

DEPUTY MAYOR FOR PLANNING AND ECON DEV	Grants	BUSINESS DEVELOPMENT	HIGHLANDS 2 LLC	7	\$199,843
DEPUTY MAYOR FOR PLANNING AND ECON DEV	Grants	BUSINESS DEVELOPMENT	HS NEH LLC	7	\$752,500
DEPUTY MAYOR FOR PLANNING AND ECON DEV	Grants	BUSINESS DEVELOPMENT	MISS TOYAS SOUTHERN CAJUN KITC	7	\$322,500
DEPUTY MAYOR FOR PLANNING AND ECON DEV	Grants	BUSINESS DEVELOPMENT	NUTRITIONAL WEALTH AND WELLNES	7	\$136,310
DEPUTY MAYOR FOR PLANNING AND ECON DEV	Revenue Bond Issuance	Education	DC Prep	7	\$52,000,000
DEPUTY MAYOR FOR PLANNING AND ECON DEV	Grants	GREAT STREETS INITIATIVE	ADP GROUP INC	7	\$401,425
DEPUTY MAYOR FOR PLANNING AND ECON DEV	Grants	GREAT STREETS INITIATIVE	DEANE AVENUE CLEANERS	7	\$50,000
DEPUTY MAYOR FOR PLANNING AND ECON DEV	Grants	GREAT STREETS INITIATIVE	LAS PLACITAS CAFE LLC	7	\$50,000
DEPUTY MAYOR FOR PLANNING AND ECON DEV	Grants	NEW COMMUNITIES INITIATIVE	EAST RIVER FAMILY STRENGTHENG	7	\$40,000
DEPUTY MAYOR FOR PLANNING AND ECON DEV	Grants	NEW COMMUNITIES INITIATIVE	HOMES FOR HOPE INC	7	\$550,000
DEPUTY MAYOR FOR PLANNING AND ECON DEV	Grants	BUSINESS DEVELOPMENT	ANACOSTIA BUS. IMPROVEMENT DIS	8	\$3,765,460
DEPUTY MAYOR FOR PLANNING AND ECON DEV	Grants	BUSINESS DEVELOPMENT	ATLAS BREW WORKS LLC	8	\$645,000
DEPUTY MAYOR FOR PLANNING AND ECON DEV	Grants	BUSINESS DEVELOPMENT	CAPITAL CITY RESTAURANT GROUP	8	\$138,245
DEPUTY MAYOR FOR PLANNING AND ECON DEV	Grants	BUSINESS DEVELOPMENT	GREATER WASHINGTON DC BLACK CH	8	\$400,000
DEPUTY MAYOR FOR PLANNING AND ECON DEV	Grants	BUSINESS DEVELOPMENT	WASHINGTON AREA COMMUNITY	8	\$1,050,500
DEPUTY MAYOR FOR PLANNING AND ECON DEV	Expenditures on Contracts	ECONOMIC DEVELOPMENT FINANCING	CH2M HILL, D.C., P.C.	8	\$71,177
DEPUTY MAYOR FOR PLANNING AND ECON DEV	Expenditures on Contracts	ECONOMIC DEVELOPMENT FINANCING	JACOBS ENGINEERING GROUP INC.	8	\$742,436
DEPUTY MAYOR FOR PLANNING AND ECON DEV	Grants	GREAT STREETS INITIATIVE	PROJECT CREATE	8	\$17,500
DEPUTY MAYOR FOR PLANNING AND ECON DEV	Grants	GREAT STREETS INITIATIVE	TASTING LAB DC LLC	8	\$425,000
DEPUTY MAYOR FOR PLANNING AND ECON DEV	Grants	GREAT STREETS INITIATIVE	WASHINGTON AREA COMMUNITY	8	\$499,384

Appendix: FY22 Economic Development Expenditures Detail

DEPUTY MAYOR FOR PLANNING AND ECON DEV	Grants	NEW COMMUNITIES INITIATIVE	FAR SOUTHEAST FAMILY	8	\$550,000
DEPUTY MAYOR FOR PLANNING AND ECON DEV	Grants	WALTER REED	TPWR DEVELOPER LLC	8	\$1,113,226
DEPUTY MAYOR FOR PLANNING AND ECON DEV	Grants	BUSINESS DEVELOPMENT	DC COURTS	Multiple	\$14,470,000
DEPUTY MAYOR FOR PLANNING AND ECON DEV	Grants	BUSINESS DEVELOPMENT	IMPLAN GROUP LLC	Multiple	\$3,500
DEPUTY MAYOR FOR PLANNING AND ECON DEV	Grants	BUSINESS DEVELOPMENT	KPMG LLP	Multiple	\$348,221
DEPUTY MAYOR FOR PLANNING AND ECON DEV	Grants	DEVELOPMENT AND DISPOSITION	COALITION FOR NONPROFIT	Multiple	\$193,750
DEPUTY MAYOR FOR PLANNING AND ECON DEV	Expenditures on Contracts	ECONOMIC DEVELOPMENT FINANCING	DC HOUSING AUTHORITY	Multiple	\$4,786,382
DEPUTY MAYOR FOR PLANNING AND ECON DEV	Expenditures on Contracts	ECONOMIC DEVELOPMENT FINANCING	PARK VIEW COMMUNITY PARTNERS	Multiple	\$656,213
DEPUTY MAYOR FOR PLANNING AND ECON DEV	Grants	GRANTS	EVERFI, INC.	Multiple	\$420,530
DEPUTY MAYOR FOR PLANNING AND ECON DEV	Grants	GRANTS	FISCALNOTE INC	Multiple	\$369,546
DEPUTY MAYOR FOR PLANNING AND ECON DEV	Grants	NEW COMMUNITIES INITIATIVE	BRICK & STORY LLC	Multiple	\$77,926
DEPUTY MAYOR FOR PLANNING AND ECON DEV	Revenue Bond Issuance	P3	Plenary (DDOT)	Multiple	\$159,000,000
DISTRICT OF COLUMBIA PUBLIC SCHOOLS	Expenditures on Contracts	FRANCIS/STEVENS ES MODERNIZATION/RENOVAT	MCN BUILD INC.	2	\$2,250,912
DISTRICT OF COLUMBIA PUBLIC SCHOOLS	Expenditures on Contracts	FRANCIS/STEVENS ES MODERNIZATION/RENOVAT		2	\$131,718
DISTRICT OF COLUMBIA PUBLIC SCHOOLS	Expenditures on Contracts	ROSS ES RENOVATION	CHIARAMONTE CONSTRUCTION COMP	2	\$373,268
DISTRICT OF COLUMBIA PUBLIC SCHOOLS	Expenditures on Contracts	THADDEUS STEVENS RENOVATION/MODERNIZATIO	MCN BUILD INC.	2	\$144,004
DISTRICT OF COLUMBIA PUBLIC SCHOOLS	Expenditures on Contracts	EATON ES RENOVATION/MODERNIZATON	COX GRAAE & SPACK ARCHITECTS	3	\$173,781
DISTRICT OF COLUMBIA PUBLIC SCHOOLS	Expenditures on Contracts	EATON ES RENOVATION/MODERNIZATON	GCS/SIGAL-GRUNLEY JV	3	\$6,052,809
DISTRICT OF COLUMBIA PUBLIC SCHOOLS	Expenditures on Contracts	COOLIDGE HS MODERNIZATION/RENOVATION	KEYSTONE PLUS CONSTRUCTIO	4	\$166,126
DISTRICT OF COLUMBIA PUBLIC SCHOOLS	Expenditures on Contracts	COOLIDGE HS MODERNIZATION/RENOVATION	TURNER CONSTRUCTION COMPANY	4	\$1,800,000

Appendix: FY22 Economic Development Expenditures Detail

DISTRICT OF COLUMBIA PUBLIC SCHOOLS	Expenditures on Contracts	DOROTHY HEIGHT ES MODERNIZATION	GCS/SIGAL-GRUNLEY JV	4	\$3,480,356
DISTRICT OF COLUMBIA PUBLIC SCHOOLS	Expenditures on Contracts	RAYMOND ES MODERNIZATION/RENOVATION	MCN BUILD INC.	4	\$27,751,127
DISTRICT OF COLUMBIA PUBLIC SCHOOLS	Expenditures on Contracts	ROOSEVELT HS MODERNIZATION	PAIGE INDUSTRIAL SERVICES, INC	4	\$96,705
DISTRICT OF COLUMBIA PUBLIC SCHOOLS	Expenditures on Contracts	TRUESDELL ES MODERNIZATION/RENOVATION	WKM SOLUTIONS LLC	4	\$97,709
DISTRICT OF COLUMBIA PUBLIC SCHOOLS	Expenditures on Contracts	WEST ES MODERNIZATION/RENOVATION	GILBANE-SAXON A JOINT VENTURE	4	\$5,789,506
DISTRICT OF COLUMBIA PUBLIC SCHOOLS	Expenditures on Contracts	WEST ES MODERNIZATION/RENOVATION	PERKINS EASTMAN DC, PLLC	4	\$222,296
DISTRICT OF COLUMBIA PUBLIC SCHOOLS	Expenditures on Contracts	WHEATLEY ES MODERNIZATION/RENOVATION	BROUGHTON CONSTRUCTION CO LLC	5	\$278,356
DISTRICT OF COLUMBIA PUBLIC SCHOOLS	Expenditures on Contracts	AMIDON ES MODERNIZATION/RENOVATION	CHIARAMONTE CONSTRUCTION COMP	6	\$222,165
DISTRICT OF COLUMBIA PUBLIC SCHOOLS	Expenditures on Contracts	ANNE M. GODING ES	SHINBERG LEVINAS ARCHITECTURAL	6	\$265,628
DISTRICT OF COLUMBIA PUBLIC SCHOOLS	Expenditures on Contracts	ELIOT-HINE JHS RENOVATION/MODERNIZATION	ECS CAPITOL SERVICES PLL	6	\$75,092
DISTRICT OF COLUMBIA PUBLIC SCHOOLS	Expenditures on Contracts	ELIOT-HINE JHS RENOVATION/MODERNIZATION	IRVING DEVELOPMENT LLC	6	\$181,250
DISTRICT OF COLUMBIA PUBLIC SCHOOLS	Expenditures on Contracts	LOGAN ES MODERNIZATION/RENOVATION	MCN BUILD INC.	6	\$1,722,043
DISTRICT OF COLUMBIA PUBLIC SCHOOLS	Expenditures on Contracts	PEABODY ES RENOVATION/MODERNIZATION	BENNETT GROUP INC	6	\$151,817
DISTRICT OF COLUMBIA PUBLIC SCHOOLS	Expenditures on Contracts	PROSPECT ES MODERNIZATION/RENOVATION	GILBANE BUILDING CO.	6	\$24,505,905
DISTRICT OF COLUMBIA PUBLIC SCHOOLS	Expenditures on Contracts	PROSPECT ES MODERNIZATION/RENOVATION	SHINBERG LEVINAS ARCHITECTURAL	6	\$210,497
DISTRICT OF COLUMBIA PUBLIC SCHOOLS	Expenditures on Contracts	STUART HOBSON MS RENOVATION	CHIARAMONTE CONSTRUCTION COMP	6	\$468,950
DISTRICT OF COLUMBIA PUBLIC SCHOOLS	Expenditures on Contracts	VAN NESS RENOVATION	BROUGHTON CONSTRUCTION CO LLC	6	\$1,663,059
DISTRICT OF COLUMBIA PUBLIC SCHOOLS	Expenditures on Contracts	AITON ES RENOVATION/MODERNIZATION	GILBANE BUILDING CO.	7	\$98,606
DISTRICT OF COLUMBIA PUBLIC SCHOOLS	Expenditures on Contracts	HOUSTON ES RENOVATION/MODERNIZATION	MCN BUILD INC.	7	\$1,477,352
DISTRICT OF COLUMBIA PUBLIC SCHOOLS	Expenditures on Contracts	PLUMMER ES RENOVATION/MODERNIZATION	RSC ELECTRICAL AND MECHANIC	7	\$121,540

Appendix: FY22 Economic Development Expenditures Detail

DISTRICT OF COLUMBIA PUBLIC SCHOOLS	Expenditures on Contracts	RANDLE HIGHLANDS-MODERNIZATION/RENOV	KEYSTONE PLUS CONSTRUCTIO	7	\$12,122,622
DISTRICT OF COLUMBIA PUBLIC SCHOOLS	Expenditures on Contracts	SMOTHERS ES MODERNIZATION/RENOVATION	CHIARAMONTE/COAKLEY & WILLIAMS	7	\$38,807,600
DISTRICT OF COLUMBIA PUBLIC SCHOOLS	Expenditures on Contracts	SMOTHERS ES MODERNIZATION/RENOVATION	DLR GROUP OF DC P.C	7	\$355,544
DISTRICT OF COLUMBIA PUBLIC SCHOOLS	Expenditures on Contracts	SMOTHERS ES MODERNIZATION/RENOVATION	FMC & ASSOCIATES, LLC	7	\$159,868
DISTRICT OF COLUMBIA PUBLIC SCHOOLS	Expenditures on Contracts	BARD EARLY COLLEGE MODERNIZATION/RENOVAT	MCN BUILD INC.	8	\$42,529,813
DISTRICT OF COLUMBIA PUBLIC SCHOOLS	Expenditures on Contracts	GARFIELD ES RENOVATION/MODERNIZATION	MCN BUILD INC.	8	\$1,471,943
DISTRICT OF COLUMBIA PUBLIC SCHOOLS	Expenditures on Contracts	JOHNSON MS RENOVATION/MODERNIZATION	PAIGE INDUSTRIAL SERVICES, INC	8	\$199,650
DISTRICT OF COLUMBIA PUBLIC SCHOOLS	Expenditures on Contracts	ES/MS MODERNIZATION CAPITAL LABOR - PROG	BRAILSFORD & DUNLAVEY, INC.	Multiple	\$1,502,300
DISTRICT OF COLUMBIA PUBLIC SCHOOLS	Expenditures on Contracts	ES/MS MODERNIZATION CAPITAL LABOR - PROG	MARK G. ANDERSON CONSULTANTS	Multiple	\$2,544,788
DISTRICT OF COLUMBIA PUBLIC SCHOOLS	Expenditures on Contracts	ES/MS MODERNIZATION CAPITAL LABOR - PROG	MCKISSACK AND MCKISSACK OF	Multiple	\$933,772
Misc Funds	TIF Debt Service	Reunion Square	Bondholders	1	\$4,661
Misc Funds	TIF Issuance	Reunion Square	Bondholders	1	\$15,100,000
Misc Funds	Revenue Bond Debt Service	Convention Center Bonds	Bondholders	2	\$27,788,485
Misc Funds	TIF Debt Service	Gallery Place	Bondholders	2	\$14,519,883
Misc Funds	TIF Debt Service	Verizon Center	Bondholders	2	\$21,915,725
Misc Funds	TIF Debt Service	Georgia Avenue CVS	Bondholders	4	\$113,432
Misc Funds	TIF Debt Service	Bryant Street	Bondholders	5	\$733,550
Misc Funds	PILOT Debt Service	Rhode Island Plaza	Bondholders	5	\$305,975
Misc Funds	Revenue Bond Debt Service	Ballpark Revenue Bonds	Bondholders	8	\$14,617,147
Misc Funds	TIF Debt Service	City Market at O Street	Bondholders	6	\$2,517,156
Misc Funds	TIF Debt Service	Mandarin Oriental Hotel	Bondholders	6	\$4,504,700
Misc Funds	PILOT Debt Service	Southeast Federal Center "Foundry Lofts"	Bondholders	6	\$397,849
Misc Funds	PILOT Debt Service	Southeast Federal Center "The Yards"	Bondholders	6	\$8,378,090
Misc Funds	TIF Debt Service	Southwest Waterfront Project (The Wharf)	Bondholders	6	\$18,120,149

Appendix: FY22 Economic Development Expenditures Detail

Misc Funds	TIF Issuance	Southwest Waterfront Project (The Wharf)	Bondholders	6	\$3,763,000
Misc Funds	PILOT Debt Service	US DOT/Waterfront Park Projects	Bondholders	6	\$10,120,919
Misc Funds	TIF Debt Service	Skyland	Bondholders	7	\$1,354,349
Misc Funds	Revenue Bond Debt Service	Housing Production Trust Fund	Bondholders	Multiple	\$3,771,226

Appendix: FY21 Economic Development Expenditures Detail

Agency	Expense Type	Expense Subtype	Recipient	Ward	Value of Incentive
(None - Tax Expenditure)	District Tax Credits	Income Tax Credits: QHTCs	146 Recipients	Multiple	\$34,470,866
(None - Tax Expenditure)	Future Tax Abatements/ Exemptions	Capitol Crossing	Capitol Crossing	6	\$100,000,000
(None - Tax Expenditure)	Future Tax Abatements/ Exemptions	Children's Hospital Research and Innovation Campus	Children's Hospital Research and Innovation Campus	4	\$27,289,051
(None - Tax Expenditure)	Future Tax Abatements/ Exemptions	DC Central Kitchen	DC Central Kitchen	6	\$10,280,000
(None - Tax Expenditure)	Future Tax Abatements/ Exemptions	Emory Beacon of Light	Emory Beacon of Light	4	\$10,426,000
(None - Tax Expenditure)	Future Tax Abatements/ Exemptions	Howard University Hospital	Howard University Hospital	1	\$225,000,000
(None - Tax Expenditure)	Future Tax Abatements/ Exemptions	Tax Abatements for Affordable Housing in High-Need Areas	Tax Abatements for Affordable Housing in High-Need Areas	Multiple	\$160,200,000
(None - Tax Expenditure)	Tax Abatement	100 FLORIDA AVE NE WASHINGTON DC 20002	WASHINGTON GATEWAY APARTMENTS VENTURE LLC	5	\$257,663
(None - Tax Expenditure)	Tax Abatement	1025 10TH ST NW WASHINGTON DC 20001	POTOMAC ELECTRIC POWER COMPANY	2	\$99,500
(None - Tax Expenditure)	Tax Abatement	1032 IRVING ST NE WASHINGTON DC 20017	POTOMAC ELECTRIC POWER COMPANY	5	\$21,500
(None - Tax Expenditure)	Tax Abatement	11 RIGGS RD NE # 325 WASHINGTON DC 20011	CHILLUM MANOR LLC	5	\$14,544
(None - Tax Expenditure)	Tax Abatement	1100 O ST NW WASHINGTON DC 20005	POTOMAC ELECTRIC POWER COMPANY	2	\$28,000
(None - Tax Expenditure)	Tax Abatement	1111 NORTH CAPITOL ST NE WASHINGTON DC 20002	NATIONAL PUBLIC RADIO INC	6	\$265,420
(None - Tax Expenditure)	Tax Abatement	1160 1ST ST NE # 107 WASHINGTON DC 20002-4697	ARCHSTONE NORTH CAPITOL HILL LP	6	\$838
(None - Tax Expenditure)	Tax Abatement	130 M ST NE WASHINGTON DC 20002	THE FLATS 130 DC RESIDENTIAL LLC	6	\$322,742
(None - Tax Expenditure)	Tax Abatement	140 M ST NE WASHINGTON DC 20002	THE FLATS 140 DC RESIDENTIAL LLC	6	\$129,089
(None - Tax Expenditure)	Tax Abatement	1550 7TH ST NW WASHINGTON DC 20001	JMP APARTMENTS LLC	6	\$44,211
(None - Tax Expenditure)	Tax Abatement	1616 L ST NW WASHINGTON DC 20036	POTOMAC ELECTRIC POWER COMPANY	2	\$17,000
(None - Tax Expenditure)	Tax Abatement	1620 2ND ST SW WASHINGTON DC 20024-3409	POTOMAC ELECTRIC POWER COMPANY	6	\$206,500
(None - Tax Expenditure)	Tax Abatement	163 35TH ST NE # 2 WASHINGTON DC 20019	161-163 35TH ST LLC	7	\$2,142

Appendix: FY21 Economic Development Expenditures Detail

(None - Tax Expenditure)	Tax Abatement	19 RIGGS RD NE # 104 WASHINGTON DC 20011	CHILLUM MANOR LLC	5	\$11,216
(None - Tax Expenditure)	Tax Abatement	1930 1ST ST SW WASHINGTON DC 20024	POTOMAC ELECTRIC POWER COMPANY	6	\$599,964
(None - Tax Expenditure)	Tax Abatement	2119 CHAMPLAIN ST NW WASHINGTON DC 20009	POTOMAC ELECTRIC POWER COMPANY	1	\$13,000
(None - Tax Expenditure)	Tax Abatement	2128 F ST NW WASHINGTON DC 20037	POTOMAC ELECTRIC POWER COMPANY	2	\$46,000
(None - Tax Expenditure)	Tax Abatement	2140 N ST NW WASHINGTON DC 20037	POTOMAC ELECTRIC POWER COMPANY	2	\$49,000
(None - Tax Expenditure)	Tax Abatement	2200 13TH ST NW WASHINGTON DC 20009	POTOMAC ELECTRIC POWER COMPANY	1	\$18,000
(None - Tax Expenditure)	Tax Abatement	225 E ST SW WASHINGTON DC 20024	POTOMAC ELECTRIC POWER COMPANY	6	\$56,000
(None - Tax Expenditure)	Tax Abatement	2323 PENNSYLVANIA AVE SE WASHINGTON DC 20020	2300 PENNSYLVANIA AVENUE LLC	7	\$15,404
(None - Tax Expenditure)	Tax Abatement	25 MASSACHUSETTS AVE NW WASHINGTON DC 20001	T-C REPUBLIC SQUARE OWNER LLC	6	\$54,984
(None - Tax Expenditure)	Tax Abatement	2700 CONNECTICUT AVE NW WASHINGTON DC 20008	2700 CONECTICUT AVENUE LLC	3	\$378
(None - Tax Expenditure)	Tax Abatement	2726 CONNECTICUT AVE NW WASHINGTON DC 20008	SHAPIRO, LEWIS E	3	\$852
(None - Tax Expenditure)	Tax Abatement	3301 K ST NW WASHINGTON DC 20007	POTOMAC ELECTRIC POWER COMPANY	2	\$27,500
(None - Tax Expenditure)	Tax Abatement	3302 15TH ST SE WASHINGTON DC 20032	POTOMAC ELECTRIC POWER COMPANY	8	\$16,500
(None - Tax Expenditure)	Tax Abatement	340 FLORIDA AVE NE WASHINGTON DC 20002-3436	GATEWAY MARKET (SOE) LLC	5	\$3,803
(None - Tax Expenditure)	Tax Abatement	3400 BENNING RD NE WASHINGTON DC 20019	POTOMAC ELECTRIC POWER COMPANY	7	\$339,000
(None - Tax Expenditure)	Tax Abatement	371 MORSE ST NE WASHINGTON DC 20002	GATEWAY MARKET (SOE) LLC	5	\$6,003
(None - Tax Expenditure)	Tax Abatement	4000 MASSACHUSETTS AVE NW WASHINGTON DC 20016	4000 MASSACHUSETTS AVE PARTNERS LLC/EDWARD KAPLAN	3	\$101,844
(None - Tax Expenditure)	Tax Abatement	422 8TH ST NW WASHINGTON DC 20004	POTOMAC ELECTRIC POWER COMPANY	2	\$114,000
(None - Tax Expenditure)	Tax Abatement	425 12TH ST SW WASHINGTON DC 20024	POTOMAC ELECTRIC POWER COMPANY	6	\$21,500
(None - Tax Expenditure)	Tax Abatement	4427 HAYES ST NE WASHINGTON DC 20019	BLUE SKYE DEVELOPMENT LLC	7	\$15,000

Appendix: FY21 Economic Development Expenditures Detail

(None - Tax Expenditure)	Tax Abatement	45 E ST NW WASHINGTON DC 20001	POTOMAC ELECTRIC POWER COMPANY	6	\$132,500
(None - Tax Expenditure)	Tax Abatement	5210 WISCONSIN AVE NW WASHINGTON DC 20015-2009	POTOMAC ELECTRIC POWER COMPANY	3	\$38,000
(None - Tax Expenditure)	Tax Abatement	5220 WISCONSIN AVE NW WASHINGTON DC 20015	POTOMAC ELECTRIC POWER COMPANY	3	\$17,000
(None - Tax Expenditure)	Tax Abatement	5324 ROCK CREEK CHURCH RD NE # 218 WASHINGTON DC 20011	CHILLUM MANOR LLC	5	\$8,300
(None - Tax Expenditure)	Tax Abatement	5432 CONNECTICUT AVE NW WASHINGTON DC 20015	BCB APARTMENTS LLC	3	\$10,152
(None - Tax Expenditure)	Tax Abatement	55 M ST NE # 106 WASHINGTON DC 20002-5170	ARCHSTONE NORTH CAPITOL HILL	6	\$791
(None - Tax Expenditure)	Tax Abatement	60 L ST NE WASHINGTON DC 20002	NOMA DEVELOPMENT LLC	6	\$229,985
(None - Tax Expenditure)	Tax Abatement	600 KENILWORTH TER NE WASHINGTON DC 00000	CI GD PARKSIDE 7 LLC	7	\$150,000
(None - Tax Expenditure)	Tax Abatement	6505 14TH ST NW WASHINGTON DC 20012	LUZON ASSOCIATES LP	4	\$3,780
(None - Tax Expenditure)	Tax Abatement	6601 14TH ST NW WASHINGTON DC 20012	LUZON ASSOCIATES LP	4	\$21,216
(None - Tax Expenditure)	Tax Abatement	700 LENFANT PLAZA SW WASHINGTON DC 20024	INTERNATIONAL SPY MUSEUM-THE MALRITE CO	6	\$100,000
(None - Tax Expenditure)	Tax Abatement	820 1ST ST NE WASHINGTON DC 20002	UNIZO REAL ESTATE DC THREE LLC	6	\$21,600
(None - Tax Expenditure)	Tax Abatement	GEORGIA AVE NW WASHINGTON DC 20011	3910 GEORGIA AVE ASSOCIATES LP 1-A	4	\$91,500
(None - Tax Expenditure)	Tax Abatement	HARRY THOMAS WAY NE WASHINGTON DC 20002	POTOMAC ELECTRIC POWER COMPANY	5	\$102,500
(None - Tax Expenditure)	Tax Exemption	FLORIDA AVE NE WASHINGTON DC 20002	1358 FLORIDA AVE NE LLC	5	\$77,187
(None - Tax Expenditure)	Tax Exemption	GEORGIA AVE NW	3232 GEORGIA RESIDENTIAL LLC	1	\$144,005
(None - Tax Expenditure)	Tax Exemption	GEORGIA AVE NW	ABRAMS HALL SENIOR LP	4	\$974,869
(None - Tax Expenditure)	Tax Exemption	0120 45TH ST NE R-2	BENNING RESIDENTIAL LLC	7	\$150,627
(None - Tax Expenditure)	Tax Exemption	0125 CANAL ST SE	CAPITOL HOUSING PARTNERS LLC	6	\$506,145
(None - Tax Expenditure)	Tax Exemption	0601 L ST SE 1	SQUARE 882N AFFORDABLE LP	6	\$103,830
(None - Tax Expenditure)	Tax Exemption	0601 EDGEWOOD ST NE	EDGEWOOD TERRACE ONE LLC	5	\$262,750
(None - Tax Expenditure)	Tax Exemption	0801 13TH ST NW	NATIONAL MUSEUM WOMEN IN ARTS	2	\$606,082
(None - Tax Expenditure)	Tax Exemption	1035 4TH ST NW	PLAZA WEST LLC	6	\$799,759
(None - Tax Expenditure)	Tax Exemption	1050 NEW JERSEY AV	GOLDEN RULE PLAZA INC	6	\$415,072

Appendix: FY21 Economic Development Expenditures Detail

(None - Tax Expenditure)	Tax Exemption	1100 2ND PL SE 2	SQUARE 769N AFFORDABLE OWNER LLC	6	\$90,958
(None - Tax Expenditure)	Tax Exemption	1111 MASSACHUSETTS AVE NW	MASS PLACE APARTMENTS LLC	2	\$522,597
(None - Tax Expenditure)	Tax Exemption	1200 NORTH CAPITOL ST NW	TYLER HOUSE ASSOCIATES 95 L.P.	6	\$1,638,746
(None - Tax Expenditure)	Tax Exemption	1231 GOOD HOPE RD SE WASHINGTON DC 20020	1231-1235 GOOD HOPE ROAD ,INC	8	\$1,569
(None - Tax Expenditure)	Tax Exemption	1313 - 1333 H ST NE	ATLAS PERFORMING ARTS CENTER	6	\$674,978
(None - Tax Expenditure)	Tax Exemption	1325 UPSHUR ST NW	SENIOR CITIZENS HOUSING DEVELOPMENT CORPORATION	4	\$130,866
(None - Tax Expenditure)	Tax Exemption	1330 7TH ST NW	1330 SEVENTH STREET LIMITED PARTNERSHIP	6	\$911,589
(None - Tax Expenditure)	Tax Exemption	1338 R ST NW	SCATTERED SITE III LLC	2	\$97,246
(None - Tax Expenditure)	Tax Exemption	1350 - 1358 FAIRMONT ST NW	FPE LP	1	\$429,189
(None - Tax Expenditure)	Tax Exemption	1440-1450 V ST NW	PORTNER FLATS LLC	1	\$166,594
(None - Tax Expenditure)	Tax Exemption	1460 EUCLID ST NW	JUBILEE EUCLID LLC	1	\$34,993
(None - Tax Expenditure)	Tax Exemption	1474 COLUMBIA RD NW Unit: 109	JUBILEE MAYCROFT APARTMENTS LP	1	\$101,019
(None - Tax Expenditure)	Tax Exemption	1501 - 1509 14TH ST NW	THE STUDIO THEATRE INC	2	\$95,020
(None - Tax Expenditure)	Tax Exemption	1523 ALABAMA AVE SE WASHINGTON DC 20032	CHR LLC	8	\$28,243
(None - Tax Expenditure)	Tax Exemption	1526 NEW HAMPSHIRE AVE NW	WOMANS NATL DEMOCRATIC CLUB	2	\$143,449
(None - Tax Expenditure)	Tax Exemption	1600 1ST ST NW	NORTHWEST COOPERATIVE HOMES	5	\$118,090
(None - Tax Expenditure)	Tax Exemption	1600 21ST ST NW	THE PHILLIPS COLLECTION	2	\$467,587
(None - Tax Expenditure)	Tax Exemption	1616 MARION ST NW	ASBURY DWELLINGS INC	6	\$219,624
(None - Tax Expenditure)	Tax Exemption	1701 - 1713 BENNING RD NE	GALES PLACE ASSOCIATES LIMITED PARTNERSHIP	6	\$120,554
(None - Tax Expenditure)	Tax Exemption	1718-1722 7TH ST NW	CHANNING PHILLIPS HOMES LLC	6	\$689,187
(None - Tax Expenditure)	Tax Exemption	1724 KALORAMA RD NW	JUBILEE KALORAMA LLC	1	\$70,986
(None - Tax Expenditure)	Tax Exemption	1726-1734 7TH ST NW	LINCOLN-WESTMORELAND HOUSING	6	\$247,892
(None - Tax Expenditure)	Tax Exemption	2008 - 2014 MARYLAND AV NE	CARVER TERRACE LP	5	\$262,786
(None - Tax Expenditure)	Tax Exemption	2321 4TH ST NE	2321 4TH STREET LLC	5	\$537,876
(None - Tax Expenditure)	Tax Exemption	2321 GOOD HOPE CT SE	WOODMONT CROSSING INVESTOR LLC	8	\$205,731
(None - Tax Expenditure)	Tax Exemption	2400 N ST NW	AMERICAN COLLEGE OF CARDIOLOGY FOUNDATION	2	\$1,676,771
(None - Tax Expenditure)	Tax Exemption	2400-2404 HARTFORD ST SE	PB HANOVER OWNER LLC	8	\$17,893
(None - Tax Expenditure)	Tax Exemption	2401 FOXHALL RD NW	DAVID LLOYD KREEGER FOUNDATION	3	\$311,006
(None - Tax Expenditure)	Tax Exemption	2401 WASHINGTON PL NE	ISRAEL SENIOR RESIDENCES LLC	5	\$59,704

Appendix: FY21 Economic Development Expenditures Detail

(None - Tax Expenditure)	Tax Exemption	2524 17TH ST NW	GLENN ARMS PRESERVATION LP	1	\$128,938
(None - Tax Expenditure)	Tax Exemption	2525 ONTARIO RD NW	JUBILEE ONTARIO APARTMENTS LP	1	\$73,282
(None - Tax Expenditure)	Tax Exemption	2701 CALVERT ST NW	FHF I WOODLEY PARK LLC	3	\$1,067,965
(None - Tax Expenditure)	Tax Exemption	2801 14TH ST NW	SAMUEL J SIMMONS NCBA ESTATES #1	1	\$409,455
(None - Tax Expenditure)	Tax Exemption	2900 14TH ST NW	COLUMBIA HGTS VILLAGE APARTMENT LP	1	\$1,182,894
(None - Tax Expenditure)	Tax Exemption	2900 NEWTON ST	HEDIN HOUSE PRESERVATION LP	5	\$73,321
(None - Tax Expenditure)	Tax Exemption	2945 KNOX PL SE	PB HAN TIV OWNER LLC	8	\$88,521
(None - Tax Expenditure)	Tax Exemption	3300 14TH ST NW	SAMUEL KELSEY REDEVELOPMENT LIMITED PARTNERSHIP	1	\$565,358
(None - Tax Expenditure)	Tax Exemption	3500 14TH ST NW	CAVALIER APARTMENTS LP	1	\$638,620
(None - Tax Expenditure)	Tax Exemption	3501 - 3547 EAST CAPITOL ST SE	MILESTONE EAST CAPITOL 3 LLC	7	\$148,912
(None - Tax Expenditure)	Tax Exemption	3600 ELY PL SE	ANACOSTIA GARDENS OWNER LLC	7	\$85,137
(None - Tax Expenditure)	Tax Exemption	3712 - 3722 HAYES ST NE	JAY STREET ASSOCIATES	7	\$1,039,002
(None - Tax Expenditure)	Tax Exemption	3720 - 3820 HAYES ST NE	MAYFAIR MANSIONS LIMITED PARTNERSHIP	7	\$293,421
(None - Tax Expenditure)	Tax Exemption	4100 Georgia Ave NW	4100 GEORGIA AVE LIMITED PARTNERSHIP	4	\$84,472
(None - Tax Expenditure)	Tax Exemption	4155 LINNEAN AVE NW	HILLWOOD ESTATE MUSEUM AND GARDENS	3	\$2,363,350
(None - Tax Expenditure)	Tax Exemption	4200 - 4268 EAST CAPITOL ST NE	STANDARD FCP VENTURE LP	7	\$57,222
(None - Tax Expenditure)	Tax Exemption	4201 - 4237 7TH ST SE	BELMONT CROSSING PARTNERS LLC	8	\$166,191
(None - Tax Expenditure)	Tax Exemption	4301 3rd ST SE	ATLANTIC TERRACE LTD	8	\$371,858
(None - Tax Expenditure)	Tax Exemption	4341 E ST SE	BENNING HEIGHTS INVESTOR LLC	7	\$167,341
(None - Tax Expenditure)	Tax Exemption	450 7TH ST NW 00003	LANSBURGH THEATER INC	2	\$300,064
(None - Tax Expenditure)	Tax Exemption	4800 NANNIE HELEN BURROUGHS AV NE	4800 NHB LP	7	\$233,101
(None - Tax Expenditure)	Tax Exemption	4921 GEORGIA AV NW	COLONY HOUSE NONPROFIT HOUSING CORPORATION	4	\$112,553
(None - Tax Expenditure)	Tax Exemption	5119-5127 NANNIE HELEN BURROUGHS AVE NE	NANNIE HELLEN OWNER LLC	7	\$22,854
(None - Tax Expenditure)	Tax Exemption	5201 Hayes ST NE	DEANWOOD HILLS LLC	7	\$156,959
(None - Tax Expenditure)	Tax Exemption	5233 NORTH CAPITOL ST NE	NORTH CAPITOL AT PLYMOUTH INC	5	\$120,195
(None - Tax Expenditure)	Tax Exemption	620 F ST NW THEA	HARMAN CENTER LLC	2	\$1,133,858
(None - Tax Expenditure)	Tax Exemption	6650 GEORGIA AVE NW	TAKOMA PLACE INVESTOR LLC	4	\$130,293

Appendix: FY21 Economic Development Expenditures Detail

(None - Tax Expenditure)	Tax Exemption	7144 13TH ST NW	CHILDREN'S NATIONAL AT WALTER REED LLC	4	\$2,989,433
(None - Tax Expenditure)	Tax Exemption	800 6TH ST NW	WASHINGTON CHINATOWN DEVELOPMENT COMPANY	2	\$387,938
(None - Tax Expenditure)	Tax Exemption	800 SOUTHERN AVE SE	800 SOUTHERN AVENUE LLC	8	\$270,426
(None - Tax Expenditure)	Tax Exemption	901 E ST NW	THE PEW CHARITABLE TRUSTS	2	\$1,716,322
(None - Tax Expenditure)	Tax Exemption	901 Rhode Island Ave NW	PHYLLIS WHEATLEY REDEVELOPMENT LLC	2	\$159,983
(None - Tax Expenditure)	Tax Exemption	American Psychological Association	APA 750 LLC	6	\$8,337,808
(None - Tax Expenditure)	Tax Exemption	Campbell Heights Project	PAUL LAURENCE DUNBAR APARTMENTS LP	1	\$297,936
(None - Tax Expenditure)	Tax Exemption	Carver 2000 Low-Income and senior housing Project	CARVER SENIOR APARTMENTS LIMITED PARTNERSHIP	7	\$44,585
(None - Tax Expenditure)	Tax Exemption	Douglass Knoll	DOUGLAS KNOLL COOPERATIVE LIMITED PARTNERSHIP	8	\$39,938
(None - Tax Expenditure)	Tax Exemption	East River Residential Projects	EAST RIVER PRESERVATION PARTNERS LLC	Multiple	\$124,545
(None - Tax Expenditure)	Tax Exemption	Jubilee Housing Residential	JUBILEE HOUSING LIMITED PARTNERSHIP	1	\$71,979
(None - Tax Expenditure)	Tax Exemption	King Towers Residential Housing Rental Project	KING HOUSING LLC	2	\$269,331
(None - Tax Expenditure)	Tax Exemption	National Community Reinvestment Coalition	NATIONAL COMMUNITY REINVESTMENT COALITION	2	\$530,182
(None - Tax Expenditure)	Tax Exemption	Parkside Terrace Development Project	PARKSIDE TERRACE DEVELOPMENT LLC	Multiple	\$251,933
(None - Tax Expenditure)	Tax Exemption	Qualified Supermarket (Aldi: 901 17th Street NE)	Aldi Inc. Maryland	5	\$194,972
(None - Tax Expenditure)	Tax Exemption	Qualified Supermarket (Costco: 2441 Market Street, NE)	COSTCO WHOLESALE CORPORATION	5	\$613,025
(None - Tax Expenditure)	Tax Exemption	Qualified Supermarket (Giant: 1400 7th St NW)	Citymarket At O East And West LLC Roadside Development	6	\$404,023
(None - Tax Expenditure)	Tax Exemption	Qualified Supermarket (Giant: 300 H St NE)	Steuart H Street LLC Steuart Investment Company	6	\$245,061
(None - Tax Expenditure)	Tax Exemption	Qualified Supermarket (Good Food Markets: 2006 Rhode Island Avenue NE)	THEODORE NEWKIRK JR	5	\$6,394
(None - Tax Expenditure)	Tax Exemption	Qualified Supermarket (Harris Teeter: 1201 1st Street NE)	The Flats DC Grocery LLC	6	\$484,832
(None - Tax Expenditure)	Tax Exemption	Qualified Supermarket (Harris Teeter: 401 M St. SE)	FC 1212 LLC	6	\$556,629

Appendix: FY21 Economic Development Expenditures Detail

(None - Tax Expenditure)	Tax Exemption	Qualified Supermarket (Mom's Organic Market: 1501 New York Avenue NE)	JEMAL'S HECHT'S LLC	5	\$140,669
(None - Tax Expenditure)	Tax Exemption	Qualified Supermarket (Safeway Inc. Cpts: 3830 GEORGIA AVENUE NW)	Safeway Inc. Cpts	4	\$349,565
(None - Tax Expenditure)	Tax Exemption	Qualified Supermarkets (Personal Property and materials used in development)	(Aggregate- 5 supermarkets)	Multiple	\$335,875
(None - Tax Expenditure)	Tax Exemption	WASHINGTON CONVENTION AND SPORTS AUTHORITY	WASHINGTON CONVENTION AND SPORTS AUTHORITY	2	\$2,444,402
(None - Tax Expenditure)	Tax Exemption	WOODBERRY VILLAGE	WOODBERRY APARTMENTS LP	8	\$125,908
(None - Tax Expenditure)	Tax Exemption	WORTHINGTON WOODS APARTMENTS	MHP WORTHINGTON WOODS LLC	8	\$221,283
DC Houing Enterprises	New Markets Tax Credit	MLK Community Hospital	MLK Community Hospital	Los Angeles	\$6,000,000
DC PUBLIC LIBRARY	Expenditures on Contracts	MARTIN LUTHER KING JR. MEMORIAL CENTRAL	LYNCH DEVELOPMENT ADVISORS LLC	2	\$84,375
DC PUBLIC LIBRARY	Expenditures on Contracts	MARTIN LUTHER KING JR. MEMORIAL CENTRAL	OTJ ARCHITECTS INC	2	\$129,266
DC PUBLIC LIBRARY	Expenditures on Contracts	MARTIN LUTHER KING JR. MEMORIAL CENTRAL	SMOOT GILBANE III MLK JT VENTR	2	\$1,087,067
DC PUBLIC LIBRARY	Expenditures on Contracts	CAPITOL VIEW LIBRARY	BROUGHTON CONSTRUCTION CO LLC	7	\$169,722
DC PUBLIC LIBRARY	Expenditures on Contracts	GENERAL IMPROVEMENT-LIBRARIES	SMOOT GILBANE III MLK JT VENTR	Multiple	\$546,952
DC PUBLIC LIBRARY	Expenditures on Contracts	LAMOND RIGGS LIBRARY	CONSIGLI CONSTRUCTION CO., INC	5	\$6,169,037
DC PUBLIC LIBRARY	Expenditures on Contracts	SOUTHEAST LIBRARY	WHITING-TURNER CONTRACTING CO	6	\$564,205
DC PUBLIC LIBRARY	Expenditures on Contracts	SOUTHWEST LIBRARY	TURNER CONSTRUCTION COMPANY	6	\$3,734,594
DCHFA	Revenue Bond Issuance	1550 First Street	DBT	6	\$33,350,000
DCHFA	Revenue Bond Issuance	17 Mississippi	Hamel Builders	8	\$10,300,000
DCHFA	Revenue Bond Issuance	2442 MLK Apartments	Mid-Atlantic Realty & Taylor Adams Associates	8	\$27,000,000
DCHFA	Revenue Bond Issuance	Hill East	Donatelli Development	6	\$54,475,000
DCHFA	Revenue Bond Issuance	Liberty Place	Hamel Builders	6	\$2,500,000
DCHFA	Revenue Bond Issuance	The Clara	Banneker Ventures	8	\$19,738,000
DEPARTMENT OF EMPLOYMENT SERVICES	Grants	Infrastructure Academy	Opportunities Industrial	8	\$79,271
DEPT OF SMALL & LOCAL BUSINESS DEVELOPMT	Grants	COMMERCIAL CLEAN TEAMS	ADAMS MORGAN PARTNERSHIP	1	\$138,000

Appendix: FY21 Economic Development Expenditures Detail

DEPT OF SMALL & LOCAL BUSINESS DEVELOPMT	Grants	COMMERCIAL CLEAN TEAMS	ANACOSTIA BUS. IMPROVEMENT DIS	8	\$154,500
DEPT OF SMALL & LOCAL BUSINESS DEVELOPMT	Grants	COMMERCIAL CLEAN TEAMS	CAPITOL HILL BUS. IMPROVEMENTS	Multiple	\$392,000
DEPT OF SMALL & LOCAL BUSINESS DEVELOPMT	Grants	COMMERCIAL CLEAN TEAMS	CAREER PATH DC	Multiple	\$1,134,000
DEPT OF SMALL & LOCAL BUSINESS DEVELOPMT	Grants	COMMERCIAL CLEAN TEAMS	CLEAN DECISIONS	Multiple	\$243,618
DEPT OF SMALL & LOCAL BUSINESS DEVELOPMT	Grants	COMMERCIAL CLEAN TEAMS	CONGRESS HEIGHTS TRAINING	8	\$485,150
DEPT OF SMALL & LOCAL BUSINESS DEVELOPMT	Grants	COMMERCIAL CLEAN TEAMS	DEANWOOD HEIGHTS MAIN STREETS	7	\$140,000
DEPT OF SMALL & LOCAL BUSINESS DEVELOPMT	Grants	COMMERCIAL CLEAN TEAMS	EMORY BEACON OF LIGHT INC	4	\$266,265
DEPT OF SMALL & LOCAL BUSINESS DEVELOPMT	Grants	COMMERCIAL CLEAN TEAMS	FRIENDS OF RHODE ISLAND AVE NE	5	\$139,600
DEPT OF SMALL & LOCAL BUSINESS DEVELOPMT	Grants	COMMERCIAL CLEAN TEAMS	H STREET MAIN STREET INC.	6	\$272,300
DEPT OF SMALL & LOCAL BUSINESS DEVELOPMT	Grants	COMMERCIAL CLEAN TEAMS	HISTORIC DUPONT CIRCLE MAINSTR	2	\$127,000
DEPT OF SMALL & LOCAL BUSINESS DEVELOPMT	Grants	COMMERCIAL CLEAN TEAMS	MOUNT VERNON TRIANGLE CD	6	\$132,000
DEPT OF SMALL & LOCAL BUSINESS DEVELOPMT	Grants	COMMERCIAL CLEAN TEAMS	NORTH CAPITOL MAIN STREET	5	\$124,000
DEPT OF SMALL & LOCAL BUSINESS DEVELOPMT	Grants	COMMERCIAL CLEAN TEAMS	SAVING OUR NEXT GENERATION	Multiple	\$832,615
DEPT OF SMALL & LOCAL BUSINESS DEVELOPMT	Grants	COMMERCIAL CLEAN TEAMS	SHAW MAIN STREET	Multiple	\$87,750
DEPT OF SMALL & LOCAL BUSINESS DEVELOPMT	Grants	COMMERCIAL CLEAN TEAMS	TENLEYTOWN MAIN STREET	3	\$119,521
DEPT OF SMALL & LOCAL BUSINESS DEVELOPMT	Grants	MAIN STREETS	BARRACKS ROW MAINSTREET	6	\$135,072
DEPT OF SMALL & LOCAL BUSINESS DEVELOPMT	Grants	MAIN STREETS	CENTER FOR NONPROFIT	4	\$283,532
DEPT OF SMALL & LOCAL BUSINESS DEVELOPMT	Grants	MAIN STREETS	COLUMBIA HEIGHTS DAY INITIATIV	Multiple	\$955,416
DEPT OF SMALL & LOCAL BUSINESS DEVELOPMT	Grants	MAIN STREETS	CONGRESS HEIGHTS TRAINING	8	\$172,080
DEPT OF SMALL & LOCAL BUSINESS DEVELOPMT	Grants	MAIN STREETS	DEANWOOD HEIGHTS MAIN STREETS	7	\$187,960

Appendix: FY21 Economic Development Expenditures Detail

DEPT OF SMALL & LOCAL BUSINESS DEVELOPMT	Grants	MAIN STREETS	FRIENDS OF GEORGETOWN	2	\$150,080
DEPT OF SMALL & LOCAL BUSINESS DEVELOPMT	Grants	MAIN STREETS	FRIENDS OF RHODE ISLAND AVE NE	5	\$324,168
DEPT OF SMALL & LOCAL BUSINESS DEVELOPMT	Grants	MAIN STREETS	FRIENDS OF WOODLEY PARK	3	\$150,080
DEPT OF SMALL & LOCAL BUSINESS DEVELOPMT	Grants	MAIN STREETS	GLOVER PARK ALLIANCE	3	\$150,080
DEPT OF SMALL & LOCAL BUSINESS DEVELOPMT	Grants	MAIN STREETS	H STREET MAIN STREET INC.	6	\$175,072
DEPT OF SMALL & LOCAL BUSINESS DEVELOPMT	Grants	MAIN STREETS	HISTORIC DUPONT CIRCLE MAINSTR	2	\$150,080
DEPT OF SMALL & LOCAL BUSINESS DEVELOPMT	Grants	MAIN STREETS	MARSHALL HEIGHTS COMMUNITY	7	\$165,500
DEPT OF SMALL & LOCAL BUSINESS DEVELOPMT	Grants	MAIN STREETS	MERCHANT ROW ASSOCIATION, CORP	6	\$165,088
DEPT OF SMALL & LOCAL BUSINESS DEVELOPMT	Grants	MAIN STREETS	NORTH CAPITOL MAIN STREET	2	\$135,072
DEPT OF SMALL & LOCAL BUSINESS DEVELOPMT	Grants	MAIN STREETS	SHAW MAIN STREET	Multiple	\$150,080
DEPT OF SMALL & LOCAL BUSINESS DEVELOPMT	Grants	MAIN STREETS	TENLEYTOWN MAIN STREET	3	\$150,080
DEPT OF SMALL & LOCAL BUSINESS DEVELOPMT	Grants	MAIN STREETS	UPTOWN COMMUNITY INITIATIVE	4	\$150,080
DEPT OF SMALL & LOCAL BUSINESS DEVELOPMT	Grants	MAIN STREETS	VAN NESS GROUP INC	3	\$150,080
DEPT OF SMALL & LOCAL BUSINESS DEVELOPMT	Grants	MAIN STREETS	WASHINGTON AREA COMMUNITY	7	\$90,048
DEPT. OF HOUSING AND COMM. DEVELOPMENT	Grants	AFFORDABLE HOUSING PROJECT FINANCING	2228 MLK LLC	8	\$94,632
DEPT. OF HOUSING AND COMM. DEVELOPMENT	Grants	AFFORDABLE HOUSING PROJECT FINANCING	JUBILEE MAYCROFT APARTMENTS LP	1	\$441,335
DEPT. OF HOUSING AND COMM. DEVELOPMENT	Grants	COMMUNITY SERVICES - COMM REVITALIZATION	BARRACKS ROW MAINSTREET	Multiple	\$184,813
DEPT. OF HOUSING AND COMM. DEVELOPMENT	Grants	COMMUNITY SERVICES - COMM REVITALIZATION	FRIENDS OF RHODE ISLAND AVE NE	5	\$88,578
DEPT. OF HOUSING AND COMM. DEVELOPMENT	Grants	COMMUNITY SERVICES - COMM REVITALIZATION	SB WORKS	5	\$227,328
DEPT. OF HOUSING AND COMM. DEVELOPMENT	Grants	NEIGHBORHOOD-BASED ACTIVITIES	ANACOSTIA ECONOMIC DEVELO	8	\$243,723

Appendix: FY21 Economic Development Expenditures Detail

DEPT. OF HOUSING AND COMM. DEVELOPMENT	Grants	NEIGHBORHOOD-BASED ACTIVITIES	ARCH DEVELOPMENT CORPORATION	8	\$241,172
DEPT. OF HOUSING AND COMM. DEVELOPMENT	Grants	NEIGHBORHOOD-BASED ACTIVITIES	CENTRAL AMERICAN RESOURCE	Multiple	\$419,952
DEPT. OF HOUSING AND COMM. DEVELOPMENT	Grants	NEIGHBORHOOD-BASED ACTIVITIES	CITY FIRST ENTERPRISES	Multiple	\$2,533,733
DEPT. OF HOUSING AND COMM. DEVELOPMENT	Grants	NEIGHBORHOOD-BASED ACTIVITIES	GREATER WASH URBAN LEAGUE	Multiple	\$1,685,439
DEPT. OF HOUSING AND COMM. DEVELOPMENT	Grants	NEIGHBORHOOD-BASED ACTIVITIES	HOUSING COUNSELING SERVICE	Multiple	\$5,237,450
DEPT. OF HOUSING AND COMM. DEVELOPMENT	Grants	NEIGHBORHOOD-BASED ACTIVITIES	LATINO ECONOMIC DEVELOPMENT	Multiple	\$1,324,701
DEPT. OF HOUSING AND COMM. DEVELOPMENT	Grants	NEIGHBORHOOD-BASED ACTIVITIES	LEGAL COUNSEL FOR THE ELDERLY	Multiple	\$956,122
DEPT. OF HOUSING AND COMM. DEVELOPMENT	Grants	NEIGHBORHOOD-BASED ACTIVITIES	LYDIA'S HOUSE	Multiple	\$637,976
DEPT. OF HOUSING AND COMM. DEVELOPMENT	Grants	NEIGHBORHOOD-BASED ACTIVITIES	MANNA INC	Multiple	\$291,644
DEPT. OF HOUSING AND COMM. DEVELOPMENT	Grants	NEIGHBORHOOD-BASED ACTIVITIES	MARSHALL HEIGHTS COMMUNITY	Multiple	\$364,513
DEPT. OF HOUSING AND COMM. DEVELOPMENT	Grants	NEIGHBORHOOD-BASED ACTIVITIES	MI CASA MY HOUSE INC.	Multiple	\$257,895
DEPT. OF HOUSING AND COMM. DEVELOPMENT	Grants	NEIGHBORHOOD-BASED ACTIVITIES	UNITED PLANNING ORGANIZAT	Multiple	\$1,551,023
DEPT. OF HOUSING AND COMM. DEVELOPMENT	Grants	NEIGHBORHOOD-BASED ACTIVITIES	UNIVERSITY LEGAL SERVICES	Multiple	\$1,014,830
DEPT. OF HOUSING AND COMM. DEVELOPMENT	Grants	SMALL BUSINESS TECHNICAL ASSISTANCE	ARCH DEVELOPMENT CORPORATION	8	\$257,333
DEPT. OF HOUSING AND COMM. DEVELOPMENT	Grants	SMALL BUSINESS TECHNICAL ASSISTANCE	CONGRESS HEIGHTS TRAINING	Multiple	\$232,647
DEPT. OF HOUSING AND COMM. DEVELOPMENT	Grants	SMALL BUSINESS TECHNICAL ASSISTANCE	GREATER WASHINGTON HISPANIC	Multiple	\$166,694
DEPT. OF HOUSING AND COMM. DEVELOPMENT	Grants	SMALL BUSINESS TECHNICAL ASSISTANCE	LATINO ECONOMIC DEVELOPMENT	Multiple	\$178,481
DEPT. OF HOUSING AND COMM. DEVELOPMENT	Grants	SMALL BUSINESS TECHNICAL ASSISTANCE	LIFE ASSET INC	Multiple	\$408,061
DEPT. OF HOUSING AND COMM. DEVELOPMENT	Grants	SMALL BUSINESS TECHNICAL ASSISTANCE	SB WORKS	5	\$234,892
DEPT. OF HOUSING AND COMM. DEVELOPMENT	Grants	SMALL BUSINESS TECHNICAL ASSISTANCE	UNIVERSITY LEGAL SERVICES	Multiple	\$486,692

Appendix: FY21 Economic Development Expenditures Detail

DEPT. OF HOUSING AND COMM. DEVELOPMENT	Grants	SMALL BUSINESS TECHNICAL ASSISTANCE	WASHINGTON AREA COMMUNITY	Multiple	\$498,327
DEPT. OF HOUSING AND COMM. DEVELOPMENT/HOUSING PRODUCTION TRUST FUND	Loan	1100 EASTERN AVE NE WDC 20019	1100 EASTERN AVENUE NE	8	\$9,191,407
DEPT. OF HOUSING AND COMM. DEVELOPMENT/HOUSING PRODUCTION TRUST FUND	Loan	1300 BRUCE PL SE WDC 20019	INST OF URBAN LIVING (HYACINTH WAY)	5	\$20,093,801
DEPT. OF HOUSING AND COMM. DEVELOPMENT/HOUSING PRODUCTION TRUST FUND	Loan	14-16 FLORIDA AVE/4-14 Q ST NW WDC	BARNETT ADEN APARTMENTS (MI CASA)	6	\$13,065,659
DEPT. OF HOUSING AND COMM. DEVELOPMENT/HOUSING PRODUCTION TRUST FUND	Loan	1445 SPRING RD NW WDC 20010	HOPE COOPERATIVE ASSOCIATION	4	\$100,000
DEPT. OF HOUSING AND COMM. DEVELOPMENT/HOUSING PRODUCTION TRUST FUND	Loan	22 ATLANTIC ST SE WDC	22 ATLANTIC COOPERATIVE ASSOC.	8	\$16,523,766
DEPT. OF HOUSING AND COMM. DEVELOPMENT/HOUSING PRODUCTION TRUST FUND	Loan	3600 ELY PL SE WDC 20019	ANACOSTIA GARDENS	8	\$8,699,866
DEPT. OF HOUSING AND COMM. DEVELOPMENT/HOUSING PRODUCTION TRUST FUND	Loan	3800-3812 SOUTH CAPITOL ST SE WDC 20032	COURTS AT SOUTH CAPITOL (MANNA)	4	\$2,055,758
DEPT. OF HOUSING AND COMM. DEVELOPMENT/HOUSING PRODUCTION TRUST FUND	Loan	410 CEDAR ST, NW WDC 20012	ANCHOR PRESERVATION LLC	8	\$14,008,973

Appendix: FY21 Economic Development Expenditures Detail

DEPT. OF HOUSING AND COMM. DEVELOPMENT/HOUSING PRODUCTION TRUST FUND	Loan	4811 NORTH CAPITOL ST NE WDC 20011	HANTIV	7	\$10,250,000
DEPT. OF HOUSING AND COMM. DEVELOPMENT/HOUSING PRODUCTION TRUST FUND	Loan	5 49TH ST SE WDC 20019	49TH STREET DEVELOPER LLC	4	\$13,208,091
DEPT. OF HOUSING AND COMM. DEVELOPMENT/HOUSING PRODUCTION TRUST FUND	Loan	809-813 KENNEDY ST NW WDC 20011	809-813 KENNEDY ST NW WDC 20011	4	\$2,443,000
Deputy Mayor for Planning and Econ Dev	Dispositions	1155 Dahlia Street Northwest, Washington , District of Columbia 20012	Walter Reed - 1155 Dhalia	4	\$57,193
Deputy Mayor for Planning and Econ Dev	Dispositions	1320 Main Drive , Washington , District of Columbia 20012	Walter Reed - Abrams Hall Senior Assisted Living (Building 14N)	4	\$30,500
Deputy Mayor for Planning and Econ Dev	Dispositions	1336 8th Street Northwest, Washington, District of Columbia 20001	8th and O	6	\$1,000,000
Deputy Mayor for Planning and Econ Dev	Dispositions	33 K Street NW, Washington, District of Columbia 20001	Northwest One	6	\$99
Deputy Mayor for Planning and Econ Dev	Dispositions	7175 12th Street Northwest, Washington , District of Columbia 20012	Walter Reed - Kite House	4	\$44,000
DEPUTY MAYOR FOR PLANNING AND ECON DEV	Expenditures on Contracts	CAPITAL CONSTRUCTION	GILBANE BUILDING CO.	5	\$1,486,548
DEPUTY MAYOR FOR PLANNING AND ECON DEV	Expenditures on Contracts	CAPITAL CONSTRUCTION	KRAMER CONSULTING SERVICES PC	5	\$374,405
DEPUTY MAYOR FOR PLANNING AND ECON DEV	Expenditures on Contracts	ECONOMIC DEVELOPMENT FINANCING	AMT, LLC	4	\$23,450
DEPUTY MAYOR FOR PLANNING AND ECON DEV	Expenditures on Contracts	ECONOMIC DEVELOPMENT FINANCING	ANSWER TITLE AND ESCROW L	4	\$37,637

Appendix: FY21 Economic Development Expenditures Detail

DEPUTY MAYOR FOR PLANNING AND ECON DEV	Expenditures on Contracts	ECONOMIC DEVELOPMENT FINANCING	ANSWER TITLE AND ESCROW L	Multiple	\$4,161,650
DEPUTY MAYOR FOR PLANNING AND ECON DEV	Expenditures on Contracts	ECONOMIC DEVELOPMENT FINANCING	CH2M HILL, D.C., P.C.	8	\$1,719,749
DEPUTY MAYOR FOR PLANNING AND ECON DEV	Expenditures on Contracts	ECONOMIC DEVELOPMENT FINANCING	DC HOUSING AUTHORITY	Multiple	\$11,295,695
DEPUTY MAYOR FOR PLANNING AND ECON DEV	Expenditures on Contracts	ECONOMIC DEVELOPMENT FINANCING	FORT MYER CONSTRUCTION CORP	8	\$14,220
DEPUTY MAYOR FOR PLANNING AND ECON DEV	Expenditures on Contracts	ECONOMIC DEVELOPMENT FINANCING	GENERAL SERVICES INC	4	\$145,850
DEPUTY MAYOR FOR PLANNING AND ECON DEV	Expenditures on Contracts	ECONOMIC DEVELOPMENT FINANCING	JACOBS ENGINEERING GROUP INC.	8	\$156,749
DEPUTY MAYOR FOR PLANNING AND ECON DEV	Expenditures on Contracts	ECONOMIC DEVELOPMENT FINANCING	KUTAK ROCK LLP	4	\$168,138
DEPUTY MAYOR FOR PLANNING AND ECON DEV	Expenditures on Contracts	ECONOMIC DEVELOPMENT FINANCING	PARK VIEW COMMUNITY PARTNERS	Multiple	\$1,310,604
DEPUTY MAYOR FOR PLANNING AND ECON DEV	Expenditures on Contracts	ECONOMIC DEVELOPMENT FINANCING	SKYLAND ASSOCIATES, INC.	7	\$776,671
DEPUTY MAYOR FOR PLANNING AND ECON DEV	Expenditures on Contracts	ECONOMIC DEVELOPMENT FINANCING	STEWART TITLE GUARANTY COMPANY	Multiple	\$9,491,845
DEPUTY MAYOR FOR PLANNING AND ECON DEV	Grants	BUSINESS DEVELOPMENT	BANNEKER VENTURES, LLC	8	\$996,240
DEPUTY MAYOR FOR PLANNING AND ECON DEV	Grants	BUSINESS DEVELOPMENT	BOYS & GIRLS CLUBS OF GREATER	5	\$49,990
DEPUTY MAYOR FOR PLANNING AND ECON DEV	Grants	BUSINESS DEVELOPMENT	CITY FIRST ENTERPRISES	Multiple	\$35,000,000

Appendix: FY21 Economic Development Expenditures Detail

DEPUTY MAYOR FOR PLANNING AND ECON DEV	Grants	BUSINESS DEVELOPMENT	DC HOUSING FINANCE AGENCY	Multiple	\$308,000
DEPUTY MAYOR FOR PLANNING AND ECON DEV	Grants	BUSINESS DEVELOPMENT	GREEN T GROUP II INC	7	\$555,522
DEPUTY MAYOR FOR PLANNING AND ECON DEV	Grants	BUSINESS DEVELOPMENT	HS SKYLAND LLC	7	\$997,415
DEPUTY MAYOR FOR PLANNING AND ECON DEV	Grants	BUSINESS DEVELOPMENT	LATINO ECONOMIC DEVELOPMENT	Multiple	\$44,500,000
DEPUTY MAYOR FOR PLANNING AND ECON DEV	Grants	BUSINESS DEVELOPMENT	SMBX INC	2	\$250,000
DEPUTY MAYOR FOR PLANNING AND ECON DEV	Grants	BUSINESS DEVELOPMENT	THE FRESH FOOD FACTORY MARKET	8	\$603,867
DEPUTY MAYOR FOR PLANNING AND ECON DEV	Grants	CORONAVIRUS RENTAL ASSIST	METROPOLITAN STRATEGIES & SOLU	Multiple	\$500,000
DEPUTY MAYOR FOR PLANNING AND ECON DEV	Grants	GRANTS	EVERFI, INC.	Multiple	\$252,454
DEPUTY MAYOR FOR PLANNING AND ECON DEV	Grants	GRANTS	FISCALNOTE INC	Multiple	\$170,259
DEPUTY MAYOR FOR PLANNING AND ECON DEV	Grants	GRANTS	METROPOLITAN STRATEGIES & SOLU	Multiple	\$150,000
DEPUTY MAYOR FOR PLANNING AND ECON DEV	Grants	GRANTS	NCB CAPITAL IMPACT	Multiple	\$1,000,000
DEPUTY MAYOR FOR PLANNING AND ECON DEV	Grants	GRANTS	SMBX INC	2	\$250,000
DEPUTY MAYOR FOR PLANNING AND ECON DEV	Grants	GRANTS	YELP, INC.	6	\$176,138

Appendix: FY21 Economic Development Expenditures Detail

DEPUTY MAYOR FOR PLANNING AND ECON DEV	Grants	GREAT STREETS INITIATIVE	2335 LLC	5	\$50,000
DEPUTY MAYOR FOR PLANNING AND ECON DEV	Grants	GREAT STREETS INITIATIVE	3443 BENNING LLC	7	\$250,000
DEPUTY MAYOR FOR PLANNING AND ECON DEV	Grants	GREAT STREETS INITIATIVE	4600 MINNESOTA AVENUE NE LLC	7	\$400,000
DEPUTY MAYOR FOR PLANNING AND ECON DEV	Grants	GREAT STREETS INITIATIVE	ABAYE INC.	5	\$41,283
DEPUTY MAYOR FOR PLANNING AND ECON DEV	Grants	GREAT STREETS INITIATIVE	ACK CHOCOLATE INDUSTRIES LLC	5	\$50,000
DEPUTY MAYOR FOR PLANNING AND ECON DEV	Grants	GREAT STREETS INITIATIVE	AXIS BAR AND GRILL LLC	1	\$48,900
DEPUTY MAYOR FOR PLANNING AND ECON DEV	Grants	GREAT STREETS INITIATIVE	BAKERY 350 LLC	2	\$50,000
DEPUTY MAYOR FOR PLANNING AND ECON DEV	Grants	GREAT STREETS INITIATIVE	BALANCE GYM COLUMBIA HEIGHTS	1	\$50,000
DEPUTY MAYOR FOR PLANNING AND ECON DEV	Grants	GREAT STREETS INITIATIVE	BASQUE BAR LLC	4	\$95,000
DEPUTY MAYOR FOR PLANNING AND ECON DEV	Grants	GREAT STREETS INITIATIVE	CALABASH LLC	1	\$25,000
DEPUTY MAYOR FOR PLANNING AND ECON DEV	Grants	GREAT STREETS INITIATIVE	CATERING BY BENJAMIN INC	4	\$50,000
DEPUTY MAYOR FOR PLANNING AND ECON DEV	Grants	GREAT STREETS INITIATIVE	CENTRAL COMMUNITY DEVELOP	8	\$36,000
DEPUTY MAYOR FOR PLANNING AND ECON DEV	Grants	GREAT STREETS INITIATIVE	CHEF JESS INC.	4	\$50,000

Appendix: FY21 Economic Development Expenditures Detail

DEPUTY MAYOR FOR PLANNING AND ECON DEV	Grants	GREAT STREETS INITIATIVE	CITY-STATE BREWING CO LLC	5	\$145,000
DEPUTY MAYOR FOR PLANNING AND ECON DEV	Grants	GREAT STREETS INITIATIVE	COALITION FOR NONPROFIT	2	\$200,000
DEPUTY MAYOR FOR PLANNING AND ECON DEV	Grants	GREAT STREETS INITIATIVE	COLONY CLUB LLC	1	\$36,000
DEPUTY MAYOR FOR PLANNING AND ECON DEV	Grants	GREAT STREETS INITIATIVE	CREATIVE MINDS CHILD CARE	1	\$50,000
DEPUTY MAYOR FOR PLANNING AND ECON DEV	Grants	GREAT STREETS INITIATIVE	CROWN BAKERY LLC	4	\$50,000
DEPUTY MAYOR FOR PLANNING AND ECON DEV	Grants	GREAT STREETS INITIATIVE	DARUWALLA LLC	6	\$31,898
DEPUTY MAYOR FOR PLANNING AND ECON DEV	Grants	GREAT STREETS INITIATIVE	DAVID'S STARS CDC, INC	1	\$50,000
DEPUTY MAYOR FOR PLANNING AND ECON DEV	Grants	GREAT STREETS INITIATIVE	DC CENTRAL KITCHEN INC	6	\$340,000
DEPUTY MAYOR FOR PLANNING AND ECON DEV	Grants	GREAT STREETS INITIATIVE	DUDLEY ENTERPRISES LLC	5	\$102,800
DEPUTY MAYOR FOR PLANNING AND ECON DEV	Grants	GREAT STREETS INITIATIVE	EIGHTH DAY FAITH COMMUNITY	1	\$50,000
DEPUTY MAYOR FOR PLANNING AND ECON DEV	Grants	GREAT STREETS INITIATIVE	FAR SOUTHEAST FAMILY	8	\$1,000,000
DEPUTY MAYOR FOR PLANNING AND ECON DEV	Grants	GREAT STREETS INITIATIVE	FIRST CHOICE DAYCARE	6	\$50,000
DEPUTY MAYOR FOR PLANNING AND ECON DEV	Grants	GREAT STREETS INITIATIVE	FOODHINI, INC	5	\$48,322

Appendix: FY21 Economic Development Expenditures Detail

DEPUTY MAYOR FOR PLANNING AND ECON DEV	Grants	GREAT STREETS INITIATIVE	FUSION D & Q LLC	4	\$25,000
DEPUTY MAYOR FOR PLANNING AND ECON DEV	Grants	GREAT STREETS INITIATIVE	GETANEH EARLY LEARNING CENTER	4	\$50,000
DEPUTY MAYOR FOR PLANNING AND ECON DEV	Grants	GREAT STREETS INITIATIVE	GHOST KITCHEN LLC	3	\$50,000
DEPUTY MAYOR FOR PLANNING AND ECON DEV	Grants	GREAT STREETS INITIATIVE	GORDON RESTAURANT GROUP	3	\$50,000
DEPUTY MAYOR FOR PLANNING AND ECON DEV	Grants	GREAT STREETS INITIATIVE	HARMONIC MUSIC FOUNDATION	3	\$50,000
DEPUTY MAYOR FOR PLANNING AND ECON DEV	Grants	GREAT STREETS INITIATIVE	HAUS YOGA	6	\$50,000
DEPUTY MAYOR FOR PLANNING AND ECON DEV	Grants	GREAT STREETS INITIATIVE	JBS, INC.	3	\$236,526
DEPUTY MAYOR FOR PLANNING AND ECON DEV	Grants	GREAT STREETS INITIATIVE	JEONG HEE JEON KIM DBA/PRESIDE	3	\$31,425
DEPUTY MAYOR FOR PLANNING AND ECON DEV	Grants	GREAT STREETS INITIATIVE	JERK AT NITE	6	\$50,000
DEPUTY MAYOR FOR PLANNING AND ECON DEV	Grants	GREAT STREETS INITIATIVE	JMJ CORPORATION	7	\$85,500
DEPUTY MAYOR FOR PLANNING AND ECON DEV	Grants	GREAT STREETS INITIATIVE	JONATHON WYE LLC	5	\$50,000
DEPUTY MAYOR FOR PLANNING AND ECON DEV	Grants	GREAT STREETS INITIATIVE	JUNE B SWEET LLC	3	\$50,000
DEPUTY MAYOR FOR PLANNING AND ECON DEV	Grants	GREAT STREETS INITIATIVE	K&E REAL LLC	1	\$50,000

Appendix: FY21 Economic Development Expenditures Detail

DEPUTY MAYOR FOR PLANNING AND ECON DEV	Grants	GREAT STREETS INITIATIVE	LITTLE WILD THINGS CITY FARM	5	\$50,000
DEPUTY MAYOR FOR PLANNING AND ECON DEV	Grants	GREAT STREETS INITIATIVE	LOGAN-SHAW CHILD CARE CORP	6	\$18,000
DEPUTY MAYOR FOR PLANNING AND ECON DEV	Grants	GREAT STREETS INITIATIVE	MALLORY SHELTER JEWELRY LLC	5	\$39,990
DEPUTY MAYOR FOR PLANNING AND ECON DEV	Grants	GREAT STREETS INITIATIVE	MARSHALL HEIGHTS COMMUNITY	7	\$300,000
DEPUTY MAYOR FOR PLANNING AND ECON DEV	Grants	GREAT STREETS INITIATIVE	MECHOS DOMINICAN KITCHEN	5	\$50,000
DEPUTY MAYOR FOR PLANNING AND ECON DEV	Grants	GREAT STREETS INITIATIVE	MEDICI ROAD	7	\$500,000
DEPUTY MAYOR FOR PLANNING AND ECON DEV	Grants	GREAT STREETS INITIATIVE	MENOMALE LLC	5	\$42,000
DEPUTY MAYOR FOR PLANNING AND ECON DEV	Grants	GREAT STREETS INITIATIVE	MLK GATEWAY PHASE II LAND LLC	8	\$250,000
DEPUTY MAYOR FOR PLANNING AND ECON DEV	Grants	GREAT STREETS INITIATIVE	MONTELLO BARBERSHOP	5	\$50,000
DEPUTY MAYOR FOR PLANNING AND ECON DEV	Grants	GREAT STREETS INITIATIVE	MPD LLC DBA DOS GRINGOS CAFE	1	\$60,174
DEPUTY MAYOR FOR PLANNING AND ECON DEV	Grants	GREAT STREETS INITIATIVE	OULEY HAIR GALLERY LLC	6	\$40,000
DEPUTY MAYOR FOR PLANNING AND ECON DEV	Grants	GREAT STREETS INITIATIVE	PAC CONCEPTS INC	1	\$40,600
DEPUTY MAYOR FOR PLANNING AND ECON DEV	Grants	GREAT STREETS INITIATIVE	PAIX ET AMOUR INC.	8	\$50,000

Appendix: FY21 Economic Development Expenditures Detail

DEPUTY MAYOR FOR PLANNING AND ECON DEV	Grants	GREAT STREETS INITIATIVE	PAST TENSE LLC	1	\$50,000
DEPUTY MAYOR FOR PLANNING AND ECON DEV	Grants	GREAT STREETS INITIATIVE	QUICK TRIP 24	5	\$50,000
DEPUTY MAYOR FOR PLANNING AND ECON DEV	Grants	GREAT STREETS INITIATIVE	RASABEL LLC	5	\$50,000
DEPUTY MAYOR FOR PLANNING AND ECON DEV	Grants	GREAT STREETS INITIATIVE	RINARDA MCDOW	4	\$50,000
DEPUTY MAYOR FOR PLANNING AND ECON DEV	Grants	GREAT STREETS INITIATIVE	ROME PIZZA AND SUBS LLC	3	\$50,000
DEPUTY MAYOR FOR PLANNING AND ECON DEV	Grants	GREAT STREETS INITIATIVE	SALON ROI INC	3	\$25,000
DEPUTY MAYOR FOR PLANNING AND ECON DEV	Grants	GREAT STREETS INITIATIVE	SHOWTIME HAIR DESIGN	1	\$50,000
DEPUTY MAYOR FOR PLANNING AND ECON DEV	Grants	GREAT STREETS INITIATIVE	SSF LLC	4	\$50,000
DEPUTY MAYOR FOR PLANNING AND ECON DEV	Grants	GREAT STREETS INITIATIVE	SZECHUAN HOUSE RESTAURANT	6	\$50,000
DEPUTY MAYOR FOR PLANNING AND ECON DEV	Grants	GREAT STREETS INITIATIVE	THE GASTON GROUP	8	\$145,000
DEPUTY MAYOR FOR PLANNING AND ECON DEV	Grants	GREAT STREETS INITIATIVE	THE LANE HECHT WAREHOUSE LLC	5	\$50,000
DEPUTY MAYOR FOR PLANNING AND ECON DEV	Grants	GREAT STREETS INITIATIVE	TSEHAY LLC	4	\$50,000
DEPUTY MAYOR FOR PLANNING AND ECON DEV	Grants	GREAT STREETS INITIATIVE	WASHINGTON CONVENTION AND SPOR	Multiple	\$100,582

Appendix: FY21 Economic Development Expenditures Detail

DEPUTY MAYOR FOR PLANNING AND ECON DEV	Grants	GREAT STREETS INITIATIVE	WASHINGTONIANS CAR WASH CORP	4	\$50,000
DEPUTY MAYOR FOR PLANNING AND ECON DEV	Grants	GREAT STREETS INITIATIVE	WITH MALUS AFORETHOUGHT, LLC	4	\$120,000
DEPUTY MAYOR FOR PLANNING AND ECON DEV	Grants	GREAT STREETS INITIATIVE	WONDER MART LLC	8	\$50,000
DEPUTY MAYOR FOR PLANNING AND ECON DEV	Grants	GREAT STREETS INITIATIVE	YELEEN BEAUTY LLC	6	\$640,000
DEPUTY MAYOR FOR PLANNING AND ECON DEV	Grants	NEW COMMUNITIES INITIATIVE	BRICK & STORY LLC	Multiple	\$76,398
DEPUTY MAYOR FOR PLANNING AND ECON DEV	Grants	NEW COMMUNITIES INITIATIVE	DANCE INSTITUTE OF WASHINGTON	1	\$40,000
DEPUTY MAYOR FOR PLANNING AND ECON DEV	Grants	NEW COMMUNITIES INITIATIVE	DC SCORES	2	\$60,000
DEPUTY MAYOR FOR PLANNING AND ECON DEV	Grants	NEW COMMUNITIES INITIATIVE	EAST RIVER FAMILY STRENGTHENG	7	\$40,000
DEPUTY MAYOR FOR PLANNING AND ECON DEV	Grants	NEW COMMUNITIES INITIATIVE	EXACT CHANGE STRATEGIES LLC	Multiple	\$9,998
DEPUTY MAYOR FOR PLANNING AND ECON DEV	Grants	NEW COMMUNITIES INITIATIVE	FAR SOUTHEAST FAMILY	8	\$450,000
DEPUTY MAYOR FOR PLANNING AND ECON DEV	Grants	NEW COMMUNITIES INITIATIVE	HOMES FOR HOPE INC	7	\$450,000
DEPUTY MAYOR FOR PLANNING AND ECON DEV	Grants	NEW COMMUNITIES INITIATIVE	HOUSING IN TRANSITION INC	6	\$530,000
DEPUTY MAYOR FOR PLANNING AND ECON DEV	Grants	NEW COMMUNITIES INITIATIVE	KPMG LLP	Multiple	\$391,115

Appendix: FY21 Economic Development Expenditures Detail

DEPUTY MAYOR FOR PLANNING AND ECON DEV	Grants	NEW COMMUNITIES INITIATIVE	SOCIAL SOLUTIONS GLOBAL	Multiple	\$66,744
DEPUTY MAYOR FOR PLANNING AND ECON DEV	Grants	NEW COMMUNITIES INITIATIVE	THE COMMUNITY BUILDERS INC	1	\$75,000
DEPUTY MAYOR FOR PLANNING AND ECON DEV	Grants	NEW COMMUNITIES INITIATIVE	THE HIGHER ACHIEVEMENT PROGRAM	7	\$20,000
DEPUTY MAYOR FOR PLANNING AND ECON DEV	Grants	NEW COMMUNITIES INITIATIVE	THE LITERACY LAB	6	\$20,000
DEPUTY MAYOR FOR PLANNING AND ECON DEV	Grants	NEW COMMUNITIES INITIATIVE	WASHINGTON CONVENTION AND SPOR	Multiple	\$439,300
DEPUTY MAYOR FOR PLANNING AND ECON DEV	Grants	WALTER REED	METROPOLITAN STRATEGIES & SOLU	Multiple	\$165,856
DEPUTY MAYOR FOR PLANNING AND ECON DEV	Grants	WALTER REED	TPWR DEVELOPER LLC	4	\$1,552,861
DEPUTY MAYOR FOR PLANNING AND ECON DEV	Grants	WALTER REED	WASHINGTON DC ECONOMIC PA	Multiple	\$250,000
DEPUTY MAYOR FOR PLANNING AND ECON DEV	Grants	WASHINGTON DC ECONOMIC PARTNERSHIP	WASHINGTON DC ECONOMIC PA	Multiple	\$3,200,000
DEPUTY MAYOR FOR PLANNING AND ECON DEV	Grants		DC HOUSING FINANCE AGENCY	1	\$10,638,873
DEPUTY MAYOR FOR PLANNING AND ECON DEV	Grants		LATINO ECONOMIC DEVELOPMENT	Multiple	\$500,000
Deputy Mayor for Planning and Econ Dev	Revenue Bond Issuance	Cultural	National Museum of Women in the Arts	2	\$35,000,000
Deputy Mayor for Planning and Econ Dev	Revenue Bond Issuance	Cultural	Shakespeare Theatre	2	\$31,000,000
Deputy Mayor for Planning and Econ Dev	Revenue Bond Issuance	Cultural	Studio Theatre, Inc.	2	\$9,500,000
Deputy Mayor for Planning and Econ Dev	Revenue Bond Issuance	Education	Cesar Chavez PCS	Multiple	\$13,415,000

Appendix: FY21 Economic Development Expenditures Detail

Deputy Mayor for Planning and Econ Dev	Revenue Bond Issuance	Education	DC Bilingual PCS	5	\$12,000,000
Deputy Mayor for Planning and Econ Dev	Revenue Bond Issuance	Education	Field School	3	\$26,500,000
Deputy Mayor for Planning and Econ Dev	Revenue Bond Issuance	Education	Friendship PCS	Multiple	\$62,000,000
Deputy Mayor for Planning and Econ Dev	Revenue Bond Issuance	Education	Gonzaga High School	2	\$16,917,723
Deputy Mayor for Planning and Econ Dev	Revenue Bond Issuance	Education	KIPP DC	Multiple	\$50,000,000
Deputy Mayor for Planning and Econ Dev	Revenue Bond Issuance	Education	LAMB	4	\$34,135,000
Deputy Mayor for Planning and Econ Dev	Revenue Bond Issuance	Education	Lowell School	4	\$11,911,000
Deputy Mayor for Planning and Econ Dev	Revenue Bond Issuance	Education	Rocketship/Launch Pad	8	\$28,175,000
Deputy Mayor for Planning and Econ Dev	Revenue Bond Issuance	Education	Sidwell Friends	3	\$13,068,229
Deputy Mayor for Planning and Econ Dev	Revenue Bond Issuance	Education	Two Rivers PCS	Multiple	\$40,690,000
Deputy Mayor for Planning and Econ Dev	Revenue Bond Issuance	Higher Education	Provident Howard U	1	\$109,939,496
DISTRICT OF COLUMBIA PUBLIC SCHOOLS	Expenditures on Contracts	BANNEKER HS MODERNIZATION/RENOVATION	MCN BUILD INC.	6	\$1,134,511
DISTRICT OF COLUMBIA PUBLIC SCHOOLS	Expenditures on Contracts	BARD EARLY COLLEGE MODERNIZATION/RENOVAT	MCN BUILD INC.	8	\$5,306,074
DISTRICT OF COLUMBIA PUBLIC SCHOOLS	Expenditures on Contracts	BRENT ES MODERNIZATION	MOYA DESIGN PARTNERS LLC	6	\$459,549
DISTRICT OF COLUMBIA PUBLIC SCHOOLS	Expenditures on Contracts	CW HARRIS ES RENOVATION/MODERNIZATION	MCN BUILD INC.	7	\$2,890,728
DISTRICT OF COLUMBIA PUBLIC SCHOOLS	Expenditures on Contracts	EATON ES RENOVATION/MODERNIZATON	CHIARAMONTE CONSTRUCTION COMP	3	\$94,544
DISTRICT OF COLUMBIA PUBLIC SCHOOLS	Expenditures on Contracts	EATON ES RENOVATION/MODERNIZATON	COX GRAAE & SPACK ARCHITECTS	3	\$410,738
DISTRICT OF COLUMBIA PUBLIC SCHOOLS	Expenditures on Contracts	EATON ES RENOVATION/MODERNIZATON	ECS CAPITOL SERVICES PLL	3	\$133,941
DISTRICT OF COLUMBIA PUBLIC SCHOOLS	Expenditures on Contracts	EATON ES RENOVATION/MODERNIZATON	GCS/SIGAL-GRUNLEY JV	3	\$40,321,052
DISTRICT OF COLUMBIA PUBLIC SCHOOLS	Expenditures on Contracts	EATON ES RENOVATION/MODERNIZATON	UNIVERSITY OF DISTRICT OF	3	\$812,500

Appendix: FY21 Economic Development Expenditures Detail

DISTRICT OF COLUMBIA PUBLIC SCHOOLS	Expenditures on Contracts	ELIOT-HINE JHS RENOVATION/MODERNIZATION	ECS CAPITOL SERVICES PLL	6	\$75,092
DISTRICT OF COLUMBIA PUBLIC SCHOOLS	Expenditures on Contracts	ELIOT-HINE JHS RENOVATION/MODERNIZATION	IRVING DEVELOPMENT LLC	6	\$278,750
DISTRICT OF COLUMBIA PUBLIC SCHOOLS	Expenditures on Contracts	ELIOT-HINE JHS RENOVATION/MODERNIZATION	PERKINS EASTMAN DC, PLLC	6	\$510,337
DISTRICT OF COLUMBIA PUBLIC SCHOOLS	Expenditures on Contracts	ELIOT-HINE JHS RENOVATION/MODERNIZATION	TURNER CONSTRUCTION COMPANY	6	\$19,273,637
DISTRICT OF COLUMBIA PUBLIC SCHOOLS	Expenditures on Contracts	ES/MS MODERNIZATION CAPITAL LABOR - PROG	AECOM TECHNICAL SERVICES, INC.	Multiple	\$88,102
DISTRICT OF COLUMBIA PUBLIC SCHOOLS	Expenditures on Contracts	ES/MS MODERNIZATION CAPITAL LABOR - PROG	BRAILSFORD & DUNLAVEY, INC.	Multiple	\$1,153,023
DISTRICT OF COLUMBIA PUBLIC SCHOOLS	Expenditures on Contracts	ES/MS MODERNIZATION CAPITAL LABOR - PROG	MARK G. ANDERSON CONSULTANTS	Multiple	\$2,592,345
DISTRICT OF COLUMBIA PUBLIC SCHOOLS	Expenditures on Contracts	ES/MS MODERNIZATION CAPITAL LABOR - PROG	MCKISSACK & MCKISSACK OF WASH	Multiple	\$242,154
DISTRICT OF COLUMBIA PUBLIC SCHOOLS	Expenditures on Contracts	HOUSTON ES RENOVATION/MODERNIZATION	MCN BUILD INC.	7	\$832,083
DISTRICT OF COLUMBIA PUBLIC SCHOOLS	Expenditures on Contracts	JEFFERSON MS MODERNIZATION /RENOVATION	MCN BUILD INC.	6	\$1,103,329
DISTRICT OF COLUMBIA PUBLIC SCHOOLS	Expenditures on Contracts	JOHNSON MS RENOVATION/MODERNIZATION	BROUGHTON CONSTRUCTION CO LLC	8	\$773,535
DISTRICT OF COLUMBIA PUBLIC SCHOOLS	Expenditures on Contracts	KIMBALL ES MODERNIZATION/RENOVATION	MCN BUILD INC.	7	\$684,005
DISTRICT OF COLUMBIA PUBLIC SCHOOLS	Expenditures on Contracts	LAFAYETTE ES MODERNIZATION/RENOVATION	CHIARAMONTE CONSTRUCTION COMP	4	\$421,100
DISTRICT OF COLUMBIA PUBLIC SCHOOLS	Expenditures on Contracts	LOGAN ES MODERNIZATION/RENOVATION	DMY CAPITOL LLC	6	\$114,129
DISTRICT OF COLUMBIA PUBLIC SCHOOLS	Expenditures on Contracts	LOGAN ES MODERNIZATION/RENOVATION	MCN BUILD INC.	6	\$32,936,622
DISTRICT OF COLUMBIA PUBLIC SCHOOLS	Expenditures on Contracts	LOGAN ES MODERNIZATION/RENOVATION	R. MCGHEE & ASSOCIATES	6	\$317,509
DISTRICT OF COLUMBIA PUBLIC SCHOOLS	Expenditures on Contracts	MARIE REED ES MODERNIZATION/RENOVATION	BENNETT GROUP INC	1	\$186,430
DISTRICT OF COLUMBIA PUBLIC SCHOOLS	Expenditures on Contracts	MAURY ES MODERNIZATION/RENOVATION	MCN BUILD INC.	6	\$213,525
DISTRICT OF COLUMBIA PUBLIC SCHOOLS	Expenditures on Contracts	PEABODY ES RENOVATION/MODERNIZATION	BENNETT GROUP INC	6	\$653,173
DISTRICT OF COLUMBIA PUBLIC SCHOOLS	Expenditures on Contracts	PEABODY ES RENOVATION/MODERNIZATION	STUDIO LAAN, PLLC	6	\$262,914

Appendix: FY21 Economic Development Expenditures Detail

DISTRICT OF COLUMBIA PUBLIC SCHOOLS	Expenditures on Contracts	PROSPECT ES MODERNIZATION/RENOVATION	GILBANE BUILDING CO.	6	\$9,552,472
DISTRICT OF COLUMBIA PUBLIC SCHOOLS	Expenditures on Contracts	RANDLE HIGHLANDS-MODERNIZATION/RENOV	KEYSTONE PLUS CONSTRUCTION COR	7	\$612,298
DISTRICT OF COLUMBIA PUBLIC SCHOOLS	Expenditures on Contracts	RAYMOND ES MODERNIZATION/RENOVATION	MCN BUILD INC.	4	\$435,019
DISTRICT OF COLUMBIA PUBLIC SCHOOLS	Expenditures on Contracts	ROOSEVELT HS MODERNIZATION	WKM SOLUTIONS LLC	4	\$1,721,214
DISTRICT OF COLUMBIA PUBLIC SCHOOLS	Expenditures on Contracts	ROSS ES RENOVATION	CHIARAMONTE CONSTRUCTION COMP	2	\$2,861,853
DISTRICT OF COLUMBIA PUBLIC SCHOOLS	Expenditures on Contracts	SMOTHERS ES MODERNIZATION/RENOVATION	CHIARAMONTE/COAKLEY & WILLIAMS	7	\$6,065,496
DISTRICT OF COLUMBIA PUBLIC SCHOOLS	Expenditures on Contracts	SMOTHERS ES MODERNIZATION/RENOVATION	DLR GROUP OF DC P.C	7	\$1,631,534
DISTRICT OF COLUMBIA PUBLIC SCHOOLS	Expenditures on Contracts	SMOTHERS ES MODERNIZATION/RENOVATION	WKM SOLUTIONS LLC	7	\$444,065
DISTRICT OF COLUMBIA PUBLIC SCHOOLS	Expenditures on Contracts	THADDEUS STEVENS RENOVATION/MODERNIZATIO	MCN BUILD INC.	2	\$621,424
DISTRICT OF COLUMBIA PUBLIC SCHOOLS	Expenditures on Contracts	THADDEUS STEVENS RENOVATION/MODERNIZATIO	OTJ ARCHITECTS INC	2	\$143,790
DISTRICT OF COLUMBIA PUBLIC SCHOOLS	Expenditures on Contracts	THADDEUS STEVENS RENOVATION/MODERNIZATIO	STEVENS SCHOOL DEVELOPER, LLC	2	\$290,494
DISTRICT OF COLUMBIA PUBLIC SCHOOLS	Expenditures on Contracts	TRUESDELL ES MODERNIZATION/RENOVATION	WKM SOLUTIONS LLC	4	\$377,523
DISTRICT OF COLUMBIA PUBLIC SCHOOLS	Expenditures on Contracts	VAN NESS RENOVATION	BROUGHTON CONSTRUCTION CO LLC	6	\$4,476,156
DISTRICT OF COLUMBIA PUBLIC SCHOOLS	Expenditures on Contracts	WEST ES MODERNIZATION/RENOVATION	GILBANE-SAXON A JOINT VENTURE	4	\$39,601,686
DISTRICT OF COLUMBIA PUBLIC SCHOOLS	Expenditures on Contracts	WEST ES MODERNIZATION/RENOVATION	KTA GROUP, INC	4	\$85,696
DISTRICT OF COLUMBIA PUBLIC SCHOOLS	Expenditures on Contracts	WEST ES MODERNIZATION/RENOVATION	PERKINS EASTMAN DC, PLLC	4	\$601,194
Misc Funds	PILOT Debt Service	Rhode Island Plaza	Bondholders	5	\$1,497,866
Misc Funds	PILOT Debt Service	Southeast Federal Center "Foundry Lofts"	Bondholders	6	\$397,849
Misc Funds	PILOT Debt Service	Southeast Federal Center "The Yards"	Bondholders	6	\$5,754,440
Misc Funds	PILOT Debt Service	US DOT/Waterfront Park Projects	Bondholders	6	\$10,452,301
Misc Funds	Revenue Bond Debt Service	Ballpark Revenue Bonds	Bondholders	6	\$14,363,145

Appendix: FY21 Economic Development Expenditures Detail

Misc Funds	Revenue Bond Debt Service	Convention Center Bonds	Bondholders	2	\$35,378,466
Misc Funds	Revenue Bond Debt Service	Housing Production Trust Fund	Bondholders	Multiple	\$3,771,476
Misc Funds	TIF Debt Service	Bryant Street	Bondholders	5	\$733,550
Misc Funds	TIF Debt Service	City Market at O Street	Bondholders	6	\$2,442,156
Misc Funds	TIF Debt Service	Gallery Place	Bondholders	2	\$4,310,500
Misc Funds	TIF Debt Service	Georgia Avenue CVS (see "combined TIF Debt")	Bondholders	4	\$127,274
Misc Funds	TIF Debt Service	Howard Theater TIF (see "combined TIF Debt")	Bondholders	1	\$594,275
Misc Funds	TIF Debt Service	Mandarin Oriental Hotel	Bondholders	6	\$4,509,125
Misc Funds	TIF Debt Service	Skyland	Bondholders	7	\$685,560
Misc Funds	TIF Debt Service	Southwest Waterfront Project (The Wharf)	Bondholders	6	\$18,037,984
Misc Funds	TIF Debt Service	Verizon Center	Bondholders	2	\$3,695,098
Misc Funds	TIF Issuance	Union Market	Bondholders	5	\$14,777,815