MURIEL BOWSER
MAYOR

March 16, 2022

The Honorable Phil Mendelson
Chairman, Council of the District of Columbia
John A. Wilson Building
1350 Pennsylvania Avenue, NW
Suite 504
Washington, DC 20004

Dear Chairman Mendelson:

I am pleased to submit to the Council of the District of Columbia the enclosed "Fiscal Year 2021 Economic Development Return on Investment Accountability Report," prepared by the Office of the Deputy Mayor for Planning and Economic Development. (DMPED). Pursuant to section 2(b) the Economic Development Return on Investment Accountability Amendment Act of 2018, effective April 11, 2019 (D.C Law 22-295; D.C. Official Code § 2-1208.02(b)), this report provides information on investments in economic development incentives exceeding $75,000 related to real property development and redevelopment in FY 2017-2021.

The enclosed report includes a list of all requirements imposed on recipients of economic development incentives for real property development; a list of the current number of affordable housing units on the property; the number of District residents employed as a result of the development of the property; the participation of certified business enterprises (CBE); and the estimated overall economic impact of the development or affordable housing project that receives incentives from the District of Columbia. Report findings show notable gains from FY21 investments in addition to the continued production of affordable housing, outpacing investments from previous fiscal years. This includes significant investments in community serving amenities, community focused development projects, as well as investments supporting local small business recovery and retention.

I am available to discuss any questions you may have regarding this report. In order to facilitate a response to your questions, please have your staff contact Erika Satterlee, Legislative Director, DMPED, at (202) 727-1983.

Sincerely,

Muriel Bowser
Mayor

FY21 ECONOMIC DEVELOPMENT RETURN ON INVESTMENT ACCOUNTABILITY REPORT

MARCH 2022

OFFICE OF THE DEPUTY MAYOR FOR PLANNING AND ECONOMIC DEVELOPMENT

DMPED
OFFICE OF THE DEPUTY MAYOR FOR PLANNING & ECONOMIC DEVELOPMENT

INTRODUCTION

Background

The Unified Economic Development Budget Transparency and Accountability Act of 2010 requires the Mayor to provide an annual report on economic development incentives related to the development and redevelopment of real property valued at $75,000 or greater[1], along with their associated requirements, as well as the returns on investments, including the following:

- The production or preservation of affordable housing;
- The employment of District residents;
- The participation of Certified Business Enterprises (CBEs) in projects receiving incentives; and
- The production of community amenities.

In addition to these requirements, the Act also calls for the reporting of each recipient of economic development incentives during the previous five fiscal years (FY2017-FY2021).

This document provides highlights of the return on relevant investments made in Fiscal Year 2021.The complete Economic Development Return on Investment Report (FY17-21) can be found at the end of this report in Appendix I: Return on Investment FY17-21 data. While this document fulfils the reporting requirements outlined in the Act, the socio-economic impacts of District investments and their associated returns are often difficult to quantify. These investments directly and indirectly stimulate local economic development that result in short- and long-term gains. While this report does not calculate the multiplier effects of District investments or the associated social and economic costs avoided absent investments, it does highlight the importance of investments in affordable housing, local and legacy business retention, local job creation, CBE revenue generation and the creation of community amenities. These investments increase the quality of life for all District residents and make the District a desirable place to live, work, and play. Tourists, businesses, and new residents are attracted to the city's vibrancy – one which is growing due to the significant investments captured in this report.

Methodology

The Economic Development Return on Investment Report for Fiscal Year 2021 identifies economic development recipients receiving incentives of at least $75,000 for the development and redevelopment of real property, as well as all associated investment returns in Fiscal Year 2021.

DMPED identified 18 incentives administered across six agencies in FY21 that meet reporting criteria. The information presented in this report was compiled from the following agencies and departments:

- Office of the Deputy Mayor for Planning and Economic Development (DMPED)
- Department of Employment Services (DOES)

[1] The Act defines economic incentive as: "any expenditure of public funds by a granting body for the purpose of stimulating economic development or creating affordable housing within the District of Columbia, including any funds from the District or funds that, in accordance with a federal grant or otherwise, the District government administers, including land disposition and development agreements, financial subsidies, or expenditures of the Housing Production Trust Fund or of the Housing Preservation Fund, or any bond issuance, including pilot bond, tax increment financing bond, or revenue bond issuances, grant, loan, loan guarantee, fee waiver, land price subsidy, matching fund, tax abatement, tax exemption, tax credit, or any other tax expenditure". This report includes such incentives that are related to the development or redevelopment of real property and valued at $75,000 or greater per recipient.

- Department of Housing and Community Development (DHCD)
- Department of Small & Local Business Development (DSLBD)
- Housing Finance Agency (HFA)
- Office of the Chief Financial Officer (OCFO)

Based on the criteria described above, the following incentives and their associated requirements were identified for inclusion in this report:

Incentive Type	Agency
Creative and Open Space Modernization Tax Rebate	DMPED
Equitable Capital Access Fund Grant	DMPED
FY21 DC Locally Made Manufacturing Grant	DMPED
FY21 DC Nourish Grant	DMPED
FY21 Food Access Fund Grant	DMPED
FY21 Legacy Small Business Recovery Grant	DMPED
HFA Revenue Bond	DCHFA
Housing Production Trust Fund	DHCD
Industrial Revenue Bond	DMPED
Land Disposition Agreement	DMPED
Low Income Housing Tax Credit	DHCD
Neighborhood Prosperity Fund	DMPED
New Communities Initiative	DMPED
Real Property Tax Abatement	Various
Walter Reed Army Medical Center (WRAMC) Redevelopment	DMPED

In the process of compiling this report, data requests were sent to the agencies listed above, and subsequent submissions were verified by agency staff. DMPED then reviewed, consolidated, and compiled all submitted data for the final report. As required by the Act, this report highlights incentives related to economic development, and real property development leading to the production of affordable housing, employment of District residents, increased CBE participation, and the production of community amenities. These investments are broken down by incentive type, administrating agency, by Ward, and by recipient name and address.[2]

Key Findings

The FY21 economic development return on investment data indicates the District invested an estimated **$1,018,272,771** across all Wards. The resulting direct and immediate impacts of these investments include the preservation and production of **2081** affordable housing units, the engagement of approximately **63** Certified Business Enterprises (CBEs), and the direct employment of at least **20** District residents, along with other additional community benefits, including development and expansion of food access related services.

[2] The DC GIS Master Address Repository (MAR) was used to match every investment captured in this report to an existing property or address within the District for verification purposes and for improving the quality of data reporting.

Investments in Wards 6 and 8 yielded the greatest number of affordable units (481 and 830 units respectively), including 65 preserved affordable housing units in Ward 8. Figures 3 and 4 show the yield of affordable housing investments broken down by affordability levels and unit size (measured as the number of bedrooms in each unit).

In addition, the current data indicates that bonds issued through the Housing Finance Agency as well as the District's Industrial Revenue Bond program, made the greatest contributions in terms of the dollar amount invested across the city (estimated at $245 million and $494 million, respectively).

Additionally, CBEs had contracts resulting from FY21 investments in Wards 2, 4, and 8 (Figure 2 below).

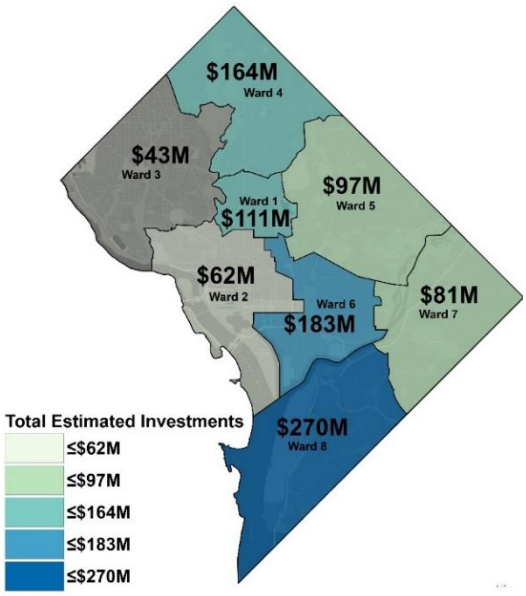

Figure 1: Total Estimated Real Property Development and Redevelopment Investmei Made in FY21 by Ward

Table 1. Total FY 21 Investment with Associated Key Outcomes by Ward

Ward	*Total Amount*	*Total Affordable Units Produced or Preserved*	*District Resident's Employed* [3]	*Number of CBEs Contracted* [4] [5]
Ward 1	$111,825,380	0	0	0
Ward 2	$62,772,103	46	0	7
Ward 3	$43,282,625	54	0	0
Ward 4	$164,588,219	291	17	28
Ward 5	$97,314,463	139	0	0
Ward 6	$183,942,090	481	3	0
Ward 7	$81,095,083	128	0	0
Ward 8	$270,956,566	942	0	28
Citywide	$2,496,240	0	0	0
Total	**$1,018,272,771**	**2081**	**20**	**63**

[3] These numbers represent FY21 hiring attributed to incentivized development and redevelopment projects only. In addition, not every subsidized program shows how many current employees are District residents as they may only need to show new hires. See Appendix I: Return on Investment FY17-21 data for all documented First Source agreements executed in 2017-2021.

[4] CBE data represents the number of CBEs linked to development/redevelopment projects in the identified Wards – this does not indicate that those CBEs are physically located in those Wards.

[5] CBE data is collected based on project-level spend data – if projects that closed in FY21 have not yet begun expending funds, they would not yet be reflected in the data compiled.

Table 2. Total Qualifying Investments in FY21 by Incentive Type

Incentive Type	Agency	Total Amount Invested
Creative and Open Space Modernization	DMPED	$ 598,852
Equitable Capital Access Fund Grant	DMPED	$ 500,000
FY21 DC Locally Made Manufacturing Grant	DMPED	$ 1,000,000
FY21 DC Nourish Grant	DMPED	$ 1,000,000
FY21 Food Access Fund Grant	DMPED	$ 3,153,044
FY21 Legacy Small Business Recovery Grant	DMPED	$ 424,826
HFA Revenue Bond	DMPED	$ 245,368,454
Housing Production Trust Fund	DMPED	$ 216,512,386
Industrial Revenue Bond	DMPED	$ 494,251,448
Land Disposition Agreement	DMPED	$ 1,000,000
Low Income Housing Tax Credit	DHCD	$ 27,325,696
Neighborhood Prosperity Fund	DMPED	$ 4,185,000
New Communities Initiative	DMPED	$ 5,823,175
Real Property Tax Abatement	Various	$ 16,252,456
WRAMC Redevelopment	DMPED	$ 877,433
Total		$ **1,018,272,771**

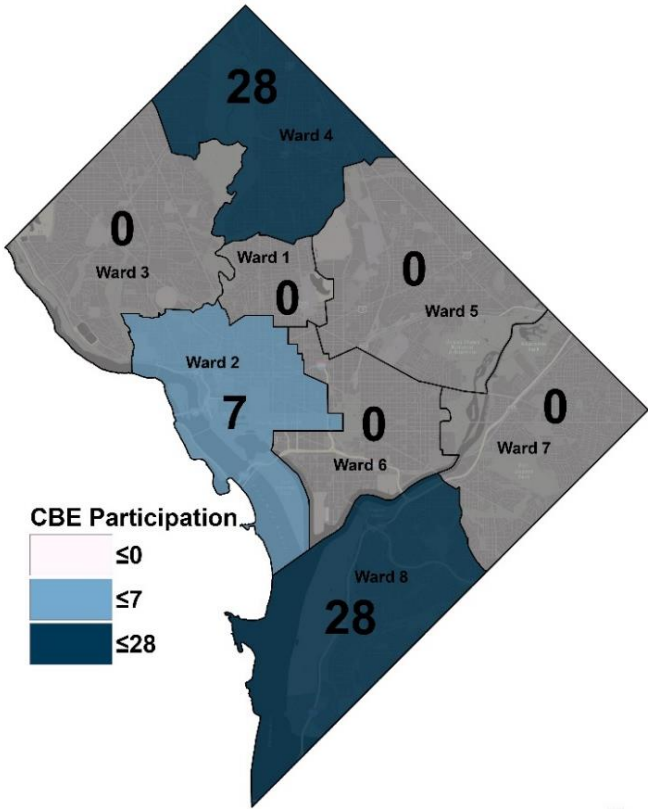

Figure 2. Number of CBEs Contractors Associated with FY21 Investments, by Ward

CBEs benefitted from FY21 investments in Wards 2, 4, and 8. Benefitting CBEs are not necessarily physically located in the identified Wards; rather, the data highlights CBEs that are participating in projects located in specific Wards.

Table 3. Total Affordable Housing Produced or Preserved as the Result of FY21 Investments by Affordability, Unit Type, and Ward*

Ward	Total Units	30%	50%	60%	80%	Studios	1 BR	2 BR	3 BR	4+ BR
Ward 1	0	0	0	0	0	0	0	0	0	0
Ward 2	46	5	0	37	4	0	0	0	0	0
Ward 3	54	54	0	0	0	54	0	0	0	0
Ward 4	291	59	95	66	15	140	144	7	0	0
Ward 5	139	75	61	0	0	138	1	0	138	0
Ward 6	481	110	144	73	42	14	152	134	79	17
Ward 7	128	100	0	0	28	0	100	0	28	0
Ward 8	942	237	340	310	24	81	169	262	133	18
Grand Total	**2081**	**640**	**640**	**486**	**113**	**427**	**566**	**403**	**378**	**35**

**Unit size and affordability levels are currently unavailable for certain units.*

Figure 3. Total Affordable Housing Produced or Preserved as the result of FY21 investments, by Ward.

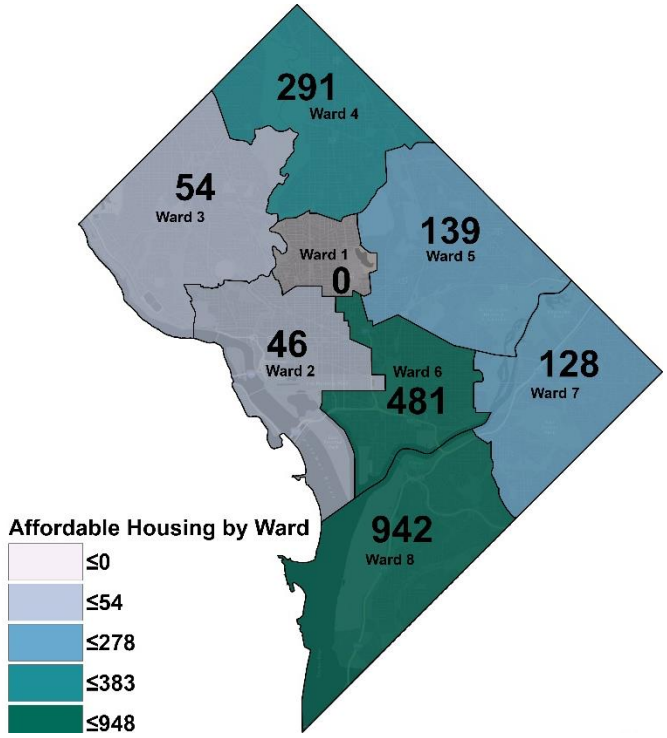

Investments in Wards 6 and 8 yielded the greatest number of affordable units (481 and 942 units respectively), including 65 preserved affordable housing units in Ward 8.

Figure 4. Total Affordable Housing Produced or Preserved as a result of FY21 investments by Unit Size, by Ward*

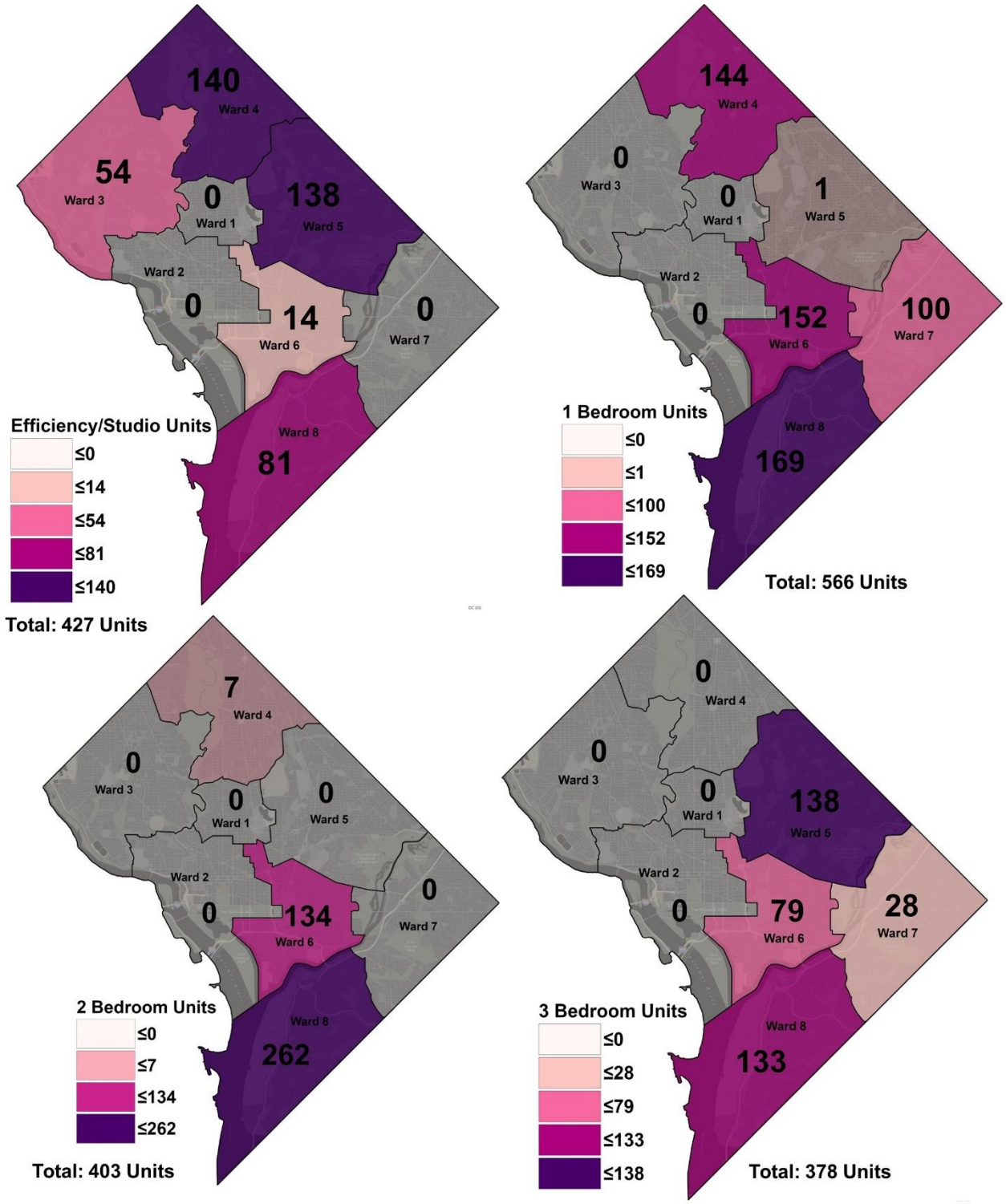

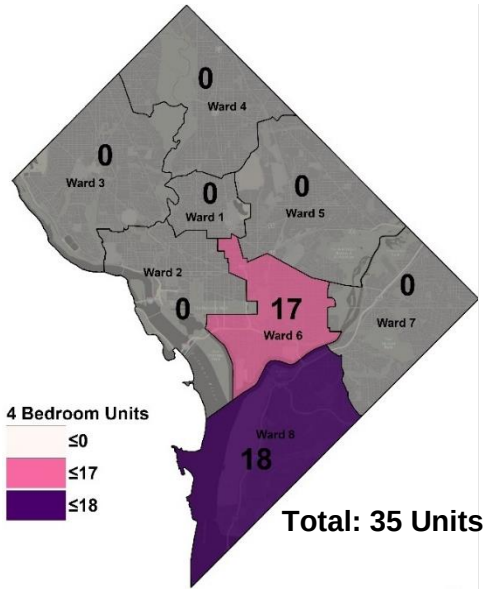

**Bedroom data not available for units preserved using the Housing Preservation Fund.*

Summary of Additional Community Benefits

In situations where investments in real property development and redevelopment created additional community benefits, the current dataset identifies such investments based on the type of community benefit provided, and the associated incentive. The table below provides an overview of the non-housing public amenities and commercial development investments related to FY21 incentives.

Table 4. Summary of Non-Housing Amenities produced by FY21 investments.

Ward	*Incentive Name*	*Incentive Amount*	*Non-Housing Amenities**
Ward 1	Neighborhood Prosperity Fund	$ 250,000	Gap funding to 3443 Benning, LLC for construction of the base building and tenant buildout.
Ward 2	WRAMC Redevelopment	$ 877,433	Grants to support the operation, maintenance, and construction of the Walter Reed Redevelopment Site.
Ward 2	Neighborhood Prosperity Fund	$ 500,000	Gap funding to Medici Road for a storm water management system, green building certification and other associated costs.
Ward 3	FY21 Legacy Small Business Recovery Grant	$ 236,526	Legacy Small Business Recovery Grant for JBS, Inc. dba Rocklands Barbeque and Grilling Company.
Ward 4	FY21 DC Locally Made Manufacturing Grant	$ 95,000	Locally Made Manufacturing Grant for Basque Bar, LLC dba Anxo Cidery.
Ward 4	FY21 DC Locally Made Manufacturing Grant	$ 120,000	Locally Made Manufacturing Grant for With Malus Aforethought, LLC dba Capitol Cider House.
Ward 5	FY21 Legacy Small Business Recovery Grant	$ 102,800	Legacy Small Business Recovery Grant for Dudley Enterprises LLC dba Dudley Beauty College.
Ward 5	FY21 DC Locally Made Manufacturing Grant	$ 145,000	Locally Made Manufacturing Grant for City-State Brewing Co., LLC.
Ward 6	Neighborhood Prosperity Fund	$ 340,000	Gap funding to DC Central Kitchen for installation of HVAC and AV/Low-Voltage equipment.
Ward 6	FY21 DC Locally Made Manufacturing Grant	$ 640,000	Locally Made Manufacturing Grant for Yeleen Beauty, LLC.

Ward 7	Neighborhood Prosperity Fund	$	300,000	Gap funding to Marshall Heights Community Development Organization for Phase 1 of the project consisting of clean-out, demolition, installation of new loading door, and strengthening the building's footing and support beams. commercial components of associated development projects.
Ward 7	Neighborhood Prosperity Fund	$	400,000	Gap funding to 4600 Minnesota Avenue NE, LLC for development of the Hub & project, including acquisition, ground rent, hard costs, and other development related expenses.
Ward 7	FY21 Food Access Fund Grant	$	555,522	Grant to Green T Group II, Inc. dba Sala Thai for food-related business expansions in Wards 7.
Ward 7	FY21 Food Access Fund Grant	$	997,415	Grant to HS Skyland, LLC dba Halfsmoke for food-related business expansions in Ward 8.
Ward 7	FY21 Legacy Small Business Recovery Grant	$	85,500	Legacy Small Business Recovery Grant for JMJ, Inc.
Ward 8	Neighborhood Prosperity Fund	$	1,000,000	Gap funding to Far SE Family Strengthening Collaborative for commercial components of associated development projects.
Ward 8	Neighborhood Prosperity Fund	$	145,000	Gap funding to The Gaston Group for commercial components of associated development projects.
Ward 8	Neighborhood Prosperity Fund	$	250,000	Gap funding to MLK Gateway Phase II Land and LLC for commercial components of associated development projects.
Ward 8	FY21 Food Access Fund Grant	$	603,867	Grant to The Fresh Food Factory for food-related business expansions in Ward 8.
Ward 8	FY21 Food Access Fund Grant	$	996,240	Grant to Banneker Ventures for food-related business expansions in Ward 8.

**More project specific information can be found in Appendix I: Return on Investment FY17-21 data.*

CONCLUSION

The FY21 Economic Development Return on Investment Accountability Report provides a summary of economic development incentives related to the development and redevelopment of real property across the District. These summaries were pulled together from DMPED, DHCD, and DCHFA's databases, First Source data from DOES, CBE data from DSLBD, and individual project information from a variety of sources. Report compilation also involved collaboration with OCFO for the purpose of avoiding duplicative data requests to participating agencies.

The results show that the District made significant investments in affordable housing production and preservation, as well as investments in local small business recovery and retention in FY21. The greatest amount of incentives was deployed through the HFA Revenue Bond, and the Industrial Revenue Bond programs, at $245M and $494M respectively, producing and preserving an estimated 966 affordable housing units, along with other community amenities. In addition, the greatest incentive amounts in FY21 were found in wards 8,6, and 4, estimated at $270M, $183M and $164M respectively.

Appendix I: Return on Investment FY17-21 data

This tab provides an overview of all of the associated sheets and data included in the Economic Development Return on Investment Report.

Please see below for details and guidance on the information contained in this spreadsheet.

Tab Name	Desciption
Data Dictionary	Provides an overview and description of the fields found in the "Raw Data" tab.
FY21 Investment by Incentive	Summary table of FY21 investments by Incentive Type.
FY21 Ward Investment	Summary table of FY21 investments by Ward and Incentive Type.
FY21 Affordable Housing By Ward	Summary table affordable housing produced or preserved in FY21 by Ward.
FY21 Benefits by Ward	Summary table of Community Benefits resulting from invest in FY21 by Ward.
First Source Summary	Summary table of First Source data by year and contract type.
Raw Data, FY17-21	Contains raw data for FY17-21 used to develop the analyses of investment included in the accompanying report. *****THIS SHEET SHOULD NOT BE USED TO CALCULATE SUMMARIES FOR HOUSING, CBE DATA - IT CONTAINS DUPLICATE PROJECT ENTRIES, SINCE MULTIPLE RECIPIENTS MAY CONTRIBUTE TO ONE PROJECT***** Contains recipient amounts, with de-duplicated housing, CBE, and First Source data.
De-Duped Data, FY17-21	****Use this data to calculate returns on investment for housing production and CBE participation.****
DOES First Source Raw Data	Raw First Source data received from DOES - contains information on New District hires for contracts executed in FY17-21.

Data Dictionary

Field	Definition	Source
FY	Fiscal Year of Investment	Agency Data
Agency	Associated/Administering Agency	Agency Data
Incentive Name	Name of Incentive	Agency Data
Incentive Type	Type of Incentive (i.e. tax abatement, loan, grant, etc)	Agency Data
Recipient Name	Name of Recipient	Agency Data
Incentive Amount	Total amount of investment	Agency Data
MAR Address of Investment		Master Address Repository (provides standard geocoding of all addresses in the District)
MAR_Ward	Ward	Master Address Repository (provides standard geocoding of all addresses in the District)
Number of District Residents Employed	District Residents Employed as a result of the investment	First Source Data
Number of CBEs	Number of small businesses served under the Certified Business Enterprise program	DSLBD's DES system
Total Affordable Units Produced or Preserved	Number of affordable housing units produced/preserved as a result of the investment	DHCD Housing Database, DCHFA
30% AMI	Number of units affordable to households making <30% AMI	DHCD Housing Database, DCHFA
50% AMI	Number of units affordable to households making <50% AMI	DHCD Housing Database, DCHFA
60% AMI	Number of units affordable to households making <60% AMI	DHCD Housing Database, DCHFA
80% AMI	Number of units affordable to households making <80% AMI	DHCD Housing Database, DCHFA
1 BRs	Number of 1 bedroom units	DHCD Housing Database, DCHFA
2 BRs	Number of 2 bedroom units	DHCD Housing Database, DCHFA
3 BRs	Number of 3 bedroom units	DHCD Housing Database, DCHFA
4+ BRs	Number of 4 bedroom units	DHCD Housing Database, DCHFA
Efficiency	Number of efficiency (studio) units	DHCD Housing Database, DCHFA
SRO	Number of single room occupancy units (single rooms with shared kitchen, toilet/bathrooms)	DHCD Housing Database, DCHFA
Unknown BRs	Number of 1 bedroom units	DHCD Housing Database, DCHFA
Amenity Produced or Enhanced	In cases where affordable housing was not produced preserved, overview of public amenities enhanced by the investment (qualitative and quantitative)	Various project documents, where available
Is recipient in compliance with District resident employment requirements?	(Y/N/In Progress)	First Source Data - see DOES First Source Raw Data
CBE Compliant?	(Y/N/Partial - Under Construction)	DSLBD's PPD data - to be deployed to DES in 2020
Affordable Housing Compliance? (Covenanted)	Y/N,	Housing database contains links to relevant deed documents concerning affordability convenants on properties
Additional Incentive Benefits	List of additional benefits of the incentive (qualitative and quantitative)	Various project documents, where available

FY21 Investment by Incentive

Incentive Name	Total Amount
Creative and Open Space Modernization	$598,852
Equitable Capital Access Fund Grant	$500,000
FY21 DC Locally Made Manufacturing Grant	$1,000,000
FY21 DC Nourish Grant	$1,000,000
FY21 Food Access Fund Grant	$3,153,044
FY21 Legacy Small Business Recovery Grant	$424,826
HFA Revenue Bond	$245,368,454
Housing Production Trust Fund	$216,512,386
Industrial Revenue Bond	$494,251,448
Land Disposition Agreement	$1,000,000
Low Income Housing Tax Credit	$27,325,696
Neighborhood Prosperity Fund	$3,845,000
Neighborhood Prosperity Fund	$340,000
New Communities Initiative	$5,823,175
Real Property Tax Abatement	$16,252,456
WRAMC Redevelopment	$877,433
Total	**$1,018,272,771**

FY21 Incentives by Ward

Incentive Type	Total Amount
Ward 1	**$111,825,380**
Industrial Revenue Bond	$109,939,496
Neighborhood Prosperity Fund	$250,000
Real Property Tax Abatement	$1,295,884
New Communities Initiative	$340,000
Ward 2	**$62,772,103**
HFA Revenue Bond	$15,200,000
Industrial Revenue Bond	$44,500,000
Neighborhood Prosperity Fund	$500,000
WRAMC Redevelopment	$877,433
Creative and Open Space Modernization	$598,852
New Communities Initiative	$75,000
Low Income Housing Tax Credit	$1,020,818
Ward 3	**$43,282,625**
Housing Production Trust Fund	$2,443,000
Industrial Revenue Bond	$39,568,229
Real Property Tax Abatement	$1,034,870
FY21 Legacy Small Business Recovery Grant	$236,526
Ward 4	**$164,588,219**
HFA Revenue Bond	$21,500,000
Housing Production Trust Fund	$32,739,538
Industrial Revenue Bond	$108,046,000
Low Income Housing Tax Credit	$2,087,681
FY21 DC Locally Made Manufacturing Grant	$215,000
Ward 5	**$97,314,463**
Housing Production Trust Fund	$40,553,878
Industrial Revenue Bond	$52,690,000
Real Property Tax Abatement	$1,655,786
Low Income Housing Tax Credit	$2,166,999
FY21 DC Locally Made Manufacturing Grant	$145,000
FY21 Legacy Small Business Recovery Grant	$102,800
Ward 6	**$183,942,090**
HFA Revenue Bond	$88,480,454
Housing Production Trust Fund	$26,963,287
Industrial Revenue Bond	$47,917,723
Land Disposition Agreement	$1,000,000
Neighborhood Prosperity Fund	$340,000
Real Property Tax Abatement	$11,899,157
New Communities Initiative	$565,000
Low Income Housing Tax Credit	$6,136,470
FY21 DC Locally Made Manufacturing Grant	$640,000
Ward 7	**$81,095,083**
HFA Revenue Bond	$52,550,000
Housing Production Trust Fund	$6,440,496
Industrial Revenue Bond	$13,415,000
Neighborhood Prosperity Fund	$700,000
Real Property Tax Abatement	$366,759
New Communities Initiative	$600,000
Low Income Housing Tax Credit	$5,384,392
FY21 Legacy Small Business Recovery Grant	$85,500
FY21 Food Access Fund Grant	$1,552,937
Ward 8	**$270,956,566**
HFA Revenue Bond	$67,638,000
Housing Production Trust Fund	$107,372,188
Industrial Revenue Bond	$78,175,000
Neighborhood Prosperity Fund	$2,395,000
New Communities Initiative	$4,243,175
Low Income Housing Tax Credit	$10,529,336
FY21 Food Access Fund Grant	$603,867
Citywide	**$2,496,240**
FY21 Food Access Fund Grant	$996,240
Equitable Capital Access Fund Grant	$500,000
FY21 DC Nourish Grant	$1,000,000
Total	**$1,018,272,771**

FY21 Affordable Housing by Ward

Ward	Total Affordable Units Produced or Preserved.	30%	50%	60%	80%	Efficiency/Studio	1 BRs.	2 BRs.	3 BRs.	4+ BRs.
Ward 1										
Ward 2	46	5		37	4					
Ward 3	54	54	0	0	0	54				
Ward 4	291	59	95	66	15	140	144	7		
Ward 5	139	75	61	0	0	138	1		138	
Ward 6	481	110	144	73	42	14	152	134	79	17
Ward 7	128	100	0	0	28		100		28	
Ward 8	942	237	340	310	24	81	169	262	133	18
Total	**2081**	**640**	**640**	**486**	**113**	**427**	**566**	**403**	**378**	**35**

First Source Summary

Total Hires from Construction & IRB Contracts*

Year	Number of District Hires*
2014	21
2015	234
2016	340
2017	491
2018	401
2019	458
2020	319
2021	129
Total	2393

*From Construction and Industrial Revenue Bond Contracts ONLY

* These numbers represent hiring across all documented First Source agreements executed in 2015-2021 - including hiring from projects that did not receive one of the investments included in the report.

Total Hires Across Contract Types, 2015-2021

Year	New Construction Hires	Grant	New IRB Hires	Non-Construction Hires	Total
2014	21		0	658	679
2015	234		0	1267	1501
2016	340		0	619	959
2017	491	14	0	1060	1565
2018	388	13	13	1260	1674
2019	458	2		344	804
2020	319	0	0	67	386
2021	129			127	256
Total	2380	29	13	5402	7824

Raw Data, FY17-FY21

FY	Agency	Incentive Name	Incentive Type	Recipient Name	Incentive Amount	MAR Address of Investment	MAR_ Ward	Number of District Residents Employed	Number of CBEs	Total Affordable Units Produced or Preserved	30% AMI	50% AMI	60% AMI	80 % AMI	1 BRs	2 BRs	3 BRs	4+ BRs	Efficiency	SRO	Unknown BRs	Amenity Produced or Enhanced	Is recipient in compliance with District resident employment requirements?	CBE Compliant?	Affordable Housing Compliance? (Covenanted)	Additional Incentive Benefits	MAR_ID
2017	None - Tax Expenditure	Real Property Tax Abatement	Tax Abatement	151 Q STREET RESIDENTIAL LLC	$216,599	150 HARRY THOMAS WAY NE	Ward 5	N/A	N/A	N/A	N/A	N/A	N/A	N/A	N/A	N/A	N/A	N/A	N/A	N/A	N/A	N/A	N/A	N/A	N/A		
2017	None - Tax Expenditure	Real Property Tax Abatement	Tax Abatement	151 Q STREET RESIDENTIAL LLC	$358,257	150 Q ST NE	Ward 5	N/A	N/A	N/A	N/A	N/A	N/A	N/A	N/A	N/A	N/A	N/A	N/A	N/A	N/A	N/A	N/A	N/A	N/A		
2017	None - Tax Expenditure	Real Property Tax Abatement	Tax Abatement	151 Q STREET RESIDENTIAL LLC	$611,008	151 Q ST NE	Ward 5	N/A	N/A	N/A	N/A	N/A	N/A	N/A	N/A	N/A	N/A	N/A	N/A	N/A	N/A	N/A	N/A	N/A	N/A		
2017	None - Tax Expenditure	Real Property Tax Abatement	Tax Abatement	151 Q STREET RESIDENTIAL LLC	$518,789	200 Q ST NE	Ward 5	N/A	N/A	N/A	N/A	N/A	N/A	N/A	N/A	N/A	N/A	N/A	N/A	N/A	N/A	N/A	N/A	N/A	N/A		
2017	None - Tax Expenditure	Real Property Tax Abatement	Tax Abatement	151 Q STREET RESIDENTIAL LLC	$138,920	201 Q ST NE	Ward 5	N/A	N/A	N/A	N/A	N/A	N/A	N/A	N/A	N/A	N/A	N/A	N/A	N/A	N/A	N/A	N/A	N/A	N/A		
2017	None - Tax Expenditure	Real Property Tax Abatement	Tax Abatement	2300 PENNSYLVANIA AVENUE LLC	$95,715	2323 PENNSYLVANIA AVE SE	Ward 7	N/A	N/A	N/A	N/A	N/A	N/A	N/A	N/A	N/A	N/A	N/A	N/A	N/A	N/A	N/A	N/A	N/A	N/A		
2017	Department of Housing and Community Development	9% Low Income Housing Tax Credit	Tax Credit (Federal)	2335 Altamont Pl SE	$575,008	2335 Altamont Pl SE	Ward 8	0	15	36	36	0	0	0	0	0	0	0	36	0	0	N/A	No	No	Yes		
2017	Department of Housing and Community Development	Housing Production Trust Fund	HPTF Loan	Mass Place Apartments, LLC	$10,740,829	1111 Massachusetts Ave NW	Ward 2	0	1	160	0	0	160	0	9	0	0	0	151	0	0	N/A	N/A - Cancelled, No Activity, Not Awarded, On Hold	No			
2017	None - Tax Expenditure	Real Property Tax Abatement	Tax Abatement	3910 GEORGIA AVE ASSOCIATES LP 1-A	$171,840	3910 - 3912 GEORGIA AVE NW	Ward 4	N/A	N/A	N/A	N/A	N/A	N/A	N/A	N/A	N/A	N/A	N/A	N/A	N/A	N/A	N/A	N/A	N/A	N/A		
2017	Department of Housing and Community Development	9% Low Income Housing Tax Credit	Tax Credit (Federal)	1300 H Street LLC	$1,099,999	1300 H St NE	Ward 6	0	20	33	4	29	0	0	6	3	6	0	18	0	0	N/A	Yes	Yes	Yes		
2017	None - Tax Expenditure	Real Property Tax Abatement	Tax Abatement	ARCHSTONE NORTH CAPITOL HILL LP	$787,807	1160 1st St NE	Ward 6	N/A	N/A	N/A	N/A	N/A	N/A	N/A	N/A	N/A	N/A	N/A	N/A	N/A	N/A	N/A	N/A	N/A	N/A		
2017	Department of Housing and Community Development	Housing Production Trust Fund	HPTF Loan	Spring Road LLC	$4,900,000	1435 Spring Rd NW	Ward 4	N/A	N/A	36	36	0	0	0	0	18	18	0	0	0	0	N/A	N/A	N/A	Yes		
2017	Housing Finance Agency	HFA Revenue Bond Issuance	Revenue Bond	Spring Road LLC	$10,200,000	1435 Spring Rd NW	Ward 4	N/A	N/A	36	36	0	0	0	0	18	18	0	0	0	0	N/A	N/A	N/A	Yes		
2017	Housing Finance Agency	4% Low Income Housing Tax Credit	Tax Credit (Federal)	Spring Road LLC	$587,577	1435 Spring Rd NW	Ward 4	N/A	N/A	36	36	0	0	0	0	18	18	0	0	0	0	N/A	N/A	N/A	Yes		

FY	Agency	Incentive Name	Incentive Type	Recipient Name	Incentive Amount	MAR Address of Investment	MAR_ Ward	Number of District Residents Employed	Number of CBEs	Total Affordable Units Produced or Preserved	30% AMI	50% AMI	60% AMI	80 % AMI	1 BRs	2 BRs	3 BRs	4+ BRs	Efficiency	SRO	Unknown BRs	Amenity Produced or Enhanced	Is recipient in compliance with District resident employment requirements?	CBE Compliant?	Affordable Housing Compliance? (Covenanted)	Additional Incentive Benefits	MAR_ID
2017	Department of Housing and Community Development	Housing Production Trust Fund	HPTF Loan	BUILDING 25 UNITY COOPERATIVE	$990,000	25 Kennedy St NW	Ward 4	0	N/A	27	15	12	0	0	24	3	0	0	0	0	0	N/A	In Progress	N/A	Yes		
2017	Department of Housing and Community Development	Housing Production Trust Fund	HPTF Loan	Mi Casa Inc	$1,779,518	1847 Good Hope Rd SE	Ward 8	N/A	N/A	30	13	9	8	0	4	26	0	0	0	0	0	N/A	N/A	N/A	Yes		
2017	Deputy Mayor for Planning and Economic Development	Industrial Revenue Bond	Revenue Bond	American Geophysical Union	$37,650,000	2000 Florida Ave., NW	Ward 2	N/A	N/A	N/A	N/A	N/A	N/A	N/A	N/A	N/A	N/A	N/A	N/A	N/A	N/A	Constructio	N/A	N/A	N/A	building of approximately 51,300 square feet above grade; and (ii) the purchase of certain equipment and furnishings, together with other personal property, functionally related and	
2017	None - Tax Expenditure	Real Property Tax Abatement	Tax Abatement	CI GD PARKSIDE 7 LLC	$300,000	0600 KENILWORTH AVE NE	Ward 7	N/A	N/A	N/A	N/A	N/A	N/A	N/A	N/A	N/A	N/A	N/A	N/A	N/A	N/A	N/A	N/A	N/A	N/A		
2017	Department of Housing and Community Development	9% Low Income Housing Tax Credit	Tax Credit (Federal)	City View Redevelopment LLC	$1,100,000	2850 Douglass Pl SE	Ward 8	9	2	52	36	2	14	0	23	24	0	0	5	0	0	N/A	In Progress	Partial - Und	Yes		
2017	Department of Housing and Community Development	Housing Production Trust Fund	HPTF Loan	Community Development and Preservation Corporation	$3,429,709	1339 Fort Stevens Dr NW	Ward 4	6	15	59	7	0	52	0	32	25	0	0	2	0	0	N/A	Yes	No	Yes		
2017	Department of Housing and Community Development	9% Low Income Housing Tax Credit	Tax Credit (Federal)	Community Development and Preservation Corporation	$956,811	1339 Fort Stevens Dr NW	Ward 4	6	15	59	7	0	52	0	32	25	0	0	2	0	0	N/A	Yes	No	Yes		
2017	Department of Housing and Community Development	Housing Production Trust Fund	HPTF Loan	Community Development Solutions	$3,907,735	3501 Minnesota Ave SE	Ward 7	0	N/A	48	0	36	0	12	28	20	0	0	0	0	0	N/A	No	N/A	Yes		
2017	None - Tax Expenditure	Real Property Tax Abatement	Tax Abatement	CV 77 H STREET LLC	$424,185	77 H ST NW	Ward 6	N/A	N/A	N/A	N/A	N/A	N/A	N/A	N/A	N/A	N/A	N/A	N/A	N/A	N/A	N/A	N/A	N/A	N/A		

FY	Agency	Incentive Name	Incentive Type	Recipient Name	Incentive Amount	MAR Address of Investment	MAR_ Ward	Number of District Residents Employed	Number of CBEs	Total Affordable Units Produced or Preserved	30% AMI	50% AMI	60% AMI	80 % AMI	1 BRs	2 BRs	3 BRs	4+ BRs	Efficiency	SRO	Unknown BRs	Amenity Produced or Enhanced	Is recipient in compliance with District resident employment requirements?	CBE Compliant?	Affordable Housing Compliance? (Covenanted)	Additional Incentive Benefits	MAR_ID
2017	Department of Housing and Community Development	Housing Production Trust Fund	HPTF Loan	Chapman Development	$17,484,088	2228 Martin Luther King Jr Ave SE	Ward 8	N/A	19	114	0	17	97	0	87	20	7	0	0	0	0	N/A	N/A	No	Yes		
2017	Housing Finance Agency	HFA Revenue Bond Issuance	Revenue Bond	Chapman Development	$25,090,176	2228 Martin Luther King Jr Ave SE	Ward 8	N/A	19	114	0	17	97	0	87	20	7	0	0	0	0	N/A	N/A	No	Yes		
2017	Housing Finance Agency	4% Low Income Housing Tax Credit	Tax Credit (Federal)	Chapman Development	$2,051,219	2228 Martin Luther King Jr Ave SE	Ward 8	N/A	19	114	0	17	97	0	87	20	7	0	0	0	0	N/A	N/A	No	Yes		
2017	Deputy Mayor for Planning and Economic Development	Land Disposition Agreement	Land Disposition	Deanwood Hills, LLC	$12,500,000	5201 Hayes Street NE	Ward 7	11	13	150	40	10	100	0	74	45	28	3	0	0	0	N/A	Yes	No	Yes		
2017	Housing Finance Agency	4% Low Income Housing Tax Credit	Tax Credit (Federal)	Deanwood Hills, LLC	$1,329,741	5201 Hayes Street NE	Ward 7	11	13	150	40	10	100	0	74	45	28	3	0	0	0	N/A	Yes	No	Yes		
2017	None - Tax Expenditure	Real Property Tax Abatement	Tax Abatement	EDWARD H KAPLAN	$101,844	4000 MASSACHUSETTS AVE NW	Ward 3	N/A	N/A	N/A	N/A	N/A	N/A	N/A	N/A	N/A	N/A	N/A	N/A	N/A	N/A	N/A	N/A	N/A	N/A		
2017	Housing Finance Agency	HFA Revenue Bond Issuance	Revenue Bond	FC1346, LLC	$55,000,000	1346 4th St SE	Ward 6	94	N/A	39	0	39	0	0	25	6	0	0	8	0	0	N/A	Partial	N/A	Yes		
2017	Housing Finance Agency	4% Low Income Housing Tax Credit	Tax Credit (Federal)	FC1346, LLC	$347,638	1346 4th St SE	Ward 6	94	N/A	39	0	39	0	0	25	6	0	0	8	0	0	N/A	Partial	N/A	Yes		
2017	Deputy Mayor for Planning and Economic Development	DMPED Grant	Grant	FiscalNote, Inc	$750,000	1 Thomas Cir NW	Ward 2	185	4	N/A	N/A	N/A	N/A	N/A	N/A	N/A	N/A	N/A	N/A	N/A	N/A	25,000 SFEd	Yes	Partial - Und	N/A	Security deposit assistance of $750,000 may be provided by the District to FiscalNote	
2017	Department of Housing and Community Development	Housing Production Trust Fund	HPTF Loan	Mi Casa Inc	$2,888,130	2412 Hartford St SE	Ward 8	N/A	N/A	41	0	20	21	0	21	20	0	0	0	0	0	N/A	N/A	N/A	Yes		
2017	Department of Housing and Community Development	Housing Production Trust Fund	HPTF Loan	Glenn Arms Preservation LP	$1,672,900	2524 17th St NW	Ward 1	N/A	15	57	45	2	10	0	37	9	2	0	9	0	0	N/A	N/A	No	Yes		
2017	Department of Housing and Community Development	9% Low Income Housing Tax Credit	Tax Credit (Federal)	Glenn Arms Preservation LP	$771,892	2524 17th St NW	Ward 1	N/A	15	57	45	2	10	0	37	9	2	0	9	0	0	N/A	N/A	No	Yes		

FY	Agency	Incentive Name	Incentive Type	Recipient Name	Incentive Amount	MAR Address of Investment	MAR_ Ward	Number of District Residents Employed	Number of CBEs	Total Affordable Units Produced or Preserved	30% AMI	50% AMI	60% AMI	80 % AMI	1 BRs	2 BRs	3 BRs	4+ BRs	Efficiency	SRO	Unknown BRs	Amenity Produced or Enhanced	Is recipient in compliance with District resident employment requirements?	CBE Compliant?	Affordable Housing Compliance? (Covenanted)	Additional Incentive Benefits	MAR_ID
2017	Department of Housing and Community Development	9% Low Income Housing Tax Credit	Tax Credit (Federal)	Sarah's Circle	$721,269	2551 17th St NW	Ward 1	N/A	N/A	49	49	0	0	0	22	0	0	0	27	0	0	N/A	N/A	N/A	Yes		
2017	Deputy Mayor for Planning and Economic Development	Industrial Revenue Bond	Revenue Bond	St Johns High School	$25,337,000	2607 Military Rd NW	Ward 4	N/A	N/A	N/A	N/A	N/A	N/A	N/A	N/A	N/A	N/A	N/A	N/A	N/A	N/A	Construction	N/A	N/A	N/A	will also include a "New Money" portion for the construction and development of a new Athletic Center, along with expansions to the Gallagher and Roth Gymnasiums	
2017	Department of Housing and Community Development	Housing Production Trust Fund	HPTF Loan	Hampstead Kingston Partners LP	$2,921,872	614 Longfellow St NW	Ward 4	0	N/A	23	0	15	0	8	12	8	0	0	3	0	0	N/A	N/A - Cancelled, No Activity, Not Awarded, On Hold	N/A	Yes		
2017	Department of Housing and Community Development	Housing Production Trust Fund	HPTF Loan	HOPE Cooperative Association/Latino Economic Development Corporation	$1,538,144	1445 Spring Rd NW	Ward 4	0	N/A	13	6	4	0	1	13	0	0	0	0	0	0	N/A	No	N/A	Yes		
2017	Department of Housing and Community Development	Housing Production Trust Fund	HPTF Loan	Housing Up	$1,134,089	2900 Newton St NE	Ward 5	4	12	48	48	0	0	48	0	20	0	0	0	28	0	N/A	Yes	No	Yes		
2017	Department of Housing and Community Development	9% Low Income Housing Tax Credit	Tax Credit (Federal)	Housing Up	$763,350	2900 Newton St NE	Ward 5	4	12	48	48	0	0	48	0	20	0	0	0	28	0	N/A	Yes	No	Yes		
2017	Housing Finance Agency	HFA Revenue Bond Issuance	Revenue Bond	Jubilee Maycroft Apartments LP	$15,840,000	1474 Columbia Rd NW	Ward 1	6	N/A	64	41	7	16	0	32	11	3	0	18	0	0	N/A	Yes	N/A	Yes		
2017	Housing Finance Agency	4% Low Income Housing Tax Credit	Tax Credit (Federal)	Jubilee Maycroft Apartments LP	$1,275,405	1474 Columbia Rd NW	Ward 1	6	N/A	64	41	7	16	0	32	11	3	0	18	0	0	N/A	Yes	N/A	Yes		
2017	None - Tax Expenditure	Real Property Tax Abatement	Tax Abatement	MANGER 8-10-34 TRUST PARTNERS LLC	$700,000	1331 L ST NW	Ward 2	N/A	N/A	N/A	N/A	N/A	N/A	N/A	N/A	N/A	N/A	N/A	N/A	N/A	N/A	N/A	N/A	N/A	N/A		

FY	Agency	Incentive Name	Incentive Type	Recipient Name	Incentive Amount	MAR Address of Investment	MAR_ Ward	Number of District Residents Employed	Number of CBEs	Total Affordable Units Produced or Preserved	30% AMI	50% AMI	60% AMI	80 % AMI	1 BRs	2 BRs	3 BRs	4+ BRs	Efficiency	SRO	Unknown BRs	Amenity Produced or Enhanced	Is recipient in compliance with District resident employment requirements?	CBE Compliant?	Affordable Housing Compliance? (Covenanted)	Additional Incentive Benefits	MAR_ID
2017	Department of Housing and Community Development	Housing Production Trust Fund	HPTF Loan	East River Preservation Partners LLC	$6,435,061	305 37th St SE	Ward 7	N/A	N/A	202	0	101	101	0	74	##	0	0	0	0	0	N/A	N/A	N/A	Yes		
2017	Deputy Mayor for Planning and Economic Development	Industrial Revenue Bond	Revenue Bond	Ingleside Rock Creek	$216,925,241	3050 Military Rd NW	Ward 4	N/A	N/A	N/A	N/A	N/A	N/A	N/A	N/A	N/A	N/A	N/A	N/A	N/A	N/A	Renovations	N/A	N/A	N/A	with the financing, of a multi-phased project plan that consist of demolition, renovation and construction, in some capacity of four different buildings on their campus at 3050 Military Rd.,	
2017	Department of Housing and Community Development	Housing Production Trust Fund	HPTF Loan	Mi Casa Inc	$1,308,402	53 Missouri Ave NW	Ward 4	0	N/A	10	4	4	0	2	4	6	0	0	0	0	0	N/A	No	N/A	Yes		
2017	Department of Housing and Community Development	Housing Production Trust Fund	HPTF Loan	Mid-City Urban LLC, Forest City Residential Inc., DC Housing Authority (DCHA)	$1,853,135	1100 2nd Place, SE	Ward 6	14	N/A	36	9	27	0	0	21	15	0	0	0	0	0	N/A	Yes	N/A	Yes		
2017	Department of Housing and Community Development	9% Low Income Housing Tax Credit	Tax Credit (Federal)	Mid-City Urban LLC, Forest City Residential Inc., DC Housing Authority (DCHA)	$999,999	1100 2nd Place, SE	Ward 6	14	N/A	36	9	27	0	0	21	15	0	0	0	0	0	N/A	Yes	N/A	Yes		
2017	Department of Housing and Community Development	Housing Production Trust Fund	HPTF Loan	4040 8th Street NW LLC	$3,373,491	4040 8th St NW	Ward 4	N/A	N/A	20	4	6	0	9	12	2	0	0	6	0	0	N/A	N/A	N/A	Yes		
2017	None - Tax Expenditure	Real Property Tax Abatement	Tax Abatement	NOMA DEVELOPMENT LLC	$459,971	0060 L ST NE	Ward 6	N/A	N/A	N/A	N/A	N/A	N/A	N/A	N/A	N/A	N/A	N/A	N/A	N/A	N/A	N/A	N/A	N/A	N/A		
2017	Department of Housing and Community Development	Housing Production Trust Fund	HPTF Loan	Department of General Services	$9,700,000	4300 12th St SE	Ward 8	N/A	N/A	26	26	0	0	0	0	18	8	0	0	0	0	N/A	N/A	N/A	Yes		

FY	Agency	Incentive Name	Incentive Type	Recipient Name	Incentive Amount	MAR Address of Investment	MAR_ Ward	Number of District Residents Employed	Number of CBEs	Total Affordable Units Produced or Preserved	30% AMI	50% AMI	60% AMI	80 % AMI	1 BRs	2 BRs	3 BRs	4+ BRs	Efficiency	SRO	Unknown BRs	Amenity Produced or Enhanced	Is recipient in compliance with District resident employment requirements?	CBE Compliant?	Affordable Housing Compliance? (Covenanted)	Additional Incentive Benefits	MAR_ID
2017	Department of Housing and Community Development	Housing Production Trust Fund	HPTF Loan	NHP Foundation	$5,012,387	4806 Alabama Ave SE	Ward 7	N/A	10	148	60	60	28	0	54	84	10	0	0	0	0	N/A	N/A	Yes	Yes		
2017	Housing Finance Agency	HFA Revenue Bond Issuance	Revenue Bond	NHP Foundation	$16,000,000	4806 Alabama Ave SE	Ward 7	N/A	10	148	60	60	28	0	54	84	10	0	0	0	0	N/A	N/A	Yes	Yes		
2017	Housing Finance Agency	4% Low Income Housing Tax Credit	Tax Credit (Federal)	NHP Foundation	$1,032,713	4806 Alabama Ave SE	Ward 7	N/A	10	148	60	60	28	0	54	84	10	0	0	0	0	N/A	N/A	Yes	Yes		
2017	Deputy Mayor for Planning and Economic Development	Industrial Revenue Bond	Revenue Bond	Paul Public Charter School	$19,900,000	5800 8th St, NW	Ward 4	4	N/A	N/A	N/A	N/A	N/A	N/A	N/A	N/A	N/A	N/A	N/A	N/A	N/A	Construction	Yes	N/A	N/A	construction and renovations to their existing school building. The school also plans to add 26,000 sq. feet of space to accommodate the inclusion of a High school division along with the	
2017	Housing Finance Agency	HFA Revenue Bond Issuance	Revenue Bond	South Capitol Improvements LLC	$30,000,000	4001 South Capitol St SW	Ward 8	0	6	195	78	78	39	0	##	52	9	0	24	0	0	N/A	In Progress	Partial - Und	Yes		
2017	Department of Housing and Community Development	Housing Production Trust Fund	HPTF Loan	South Capitol Improvements, LLC.	$25,138,557	4001 South Capitol St SW	Ward 8	0	6	195	78	78	39	0	##	52	9	0	24	0	0	N/A	In Progress	Partial - Und	Yes		
2017	Housing Finance Agency	4% Low Income Housing Tax Credit	Tax Credit (Federal)	South Capitol Improvements, LLC.	$2,418,459	4001 South Capitol St SW	Ward 8	0	6	195	78	78	39	0	##	52	9	0	24	0	0	N/A	In Progress	Partial - Und	Yes		
2017	Department of Housing and Community Development	Housing Production Trust Fund	HPTF Loan	NHP Foundation	$13,712,505	6676 Georgia Ave NW	Ward 4	N/A	9	104	0	0	104	0	4	##	0	0	0	0	0	N/A	N/A	Partial - Und	Yes		
2017	None - Tax Expenditure	Real Property Tax Abatement	Tax Abatement	STEUART H STREET LLC	$301,809	300 - 380 H ST NE	Ward 6	N/A	N/A	N/A	N/A	N/A	N/A	N/A	N/A	N/A	N/A	N/A	N/A	N/A	N/A	N/A	N/A	N/A	N/A		
2017	Department of Housing and Community Development	Housing Production Trust Fund	HPTF Loan	NHP Foundation (NHPF)	$13,712,505	6676 Georgia Ave NW	Ward 4	N/A	9	104	0	0	104	0	4	##	0	0	0	0	0	N/A	N/A	Partial - Und	Yes		
2017	None - Tax Expenditure	Real Property Tax Abatement	Tax Abatement	T-C REPUBLIC SQUARE OWNER LLC	$109,968	25 MASSACHUSETTS AVE NW	Ward 6	N/A	N/A	N/A	N/A	N/A	N/A	N/A	N/A	N/A	N/A	N/A	N/A	N/A	N/A	N/A	N/A	N/A	N/A		

FY	Agency	Incentive Name	Incentive Type	Recipient Name	Incentive Amount	MAR Address of Investment	MAR_ Ward	Number of District Residents Employed	Number of CBEs	Total Affordable Units Produced or Preserved	30% AMI	50% AMI	60% AMI	80 % AMI	1 BRs	2 BRs	3 BRs	4+ BRs	Efficiency	SRO	Unknown BRs	Amenity Produced or Enhanced	Is recipient in compliance with District resident employment requirements?	CBE Compliant?	Affordable Housing Compliance? (Covenanted)	Additional Incentive Benefits	MAR_ID
2017	None - Tax Expenditure	Real Property Tax Abatement	Tax Abatement	THE FLATS 130 DC RESIDENTIAL LLC	$645,487	130 M St NE	Ward 6	N/A	N/A	N/A	N/A	N/A	N/A	N/A	N/A	N/A	N/A	N/A	N/A	N/A	N/A	N/A	N/A	N/A	N/A		
2017	Department of Housing and Community Development	Housing Production Trust Fund	HPTF Loan	Diversity Cooperative, Inc	$3,109,828	7440 Georgia Ave NW	Ward 4	N/A	N/A	21	0	10	8	3	16	4	0	0	1	0	0	N/A	N/A	N/A	Yes		
2017	None - Tax Expenditure	Real Property Tax Abatement	Tax Abatement	THE METROPOLITAN COMMUNITY CHURCH OF WASHINGTON	$77,709	0472 RIDGE ST NW	Ward 6	N/A	N/A	N/A	N/A	N/A	N/A	N/A	N/A	N/A	N/A	N/A	N/A	N/A	N/A	N/A	N/A	N/A	N/A		
2017	None - Tax Expenditure	Real Property Tax Abatement	Tax Abatement	UNION PLACE PHASE I LLC	$356,805	250 K ST NE	Ward 6	N/A	N/A	N/A	N/A	N/A	N/A	N/A	N/A	N/A	N/A	N/A	N/A	N/A	N/A	N/A	N/A	N/A	N/A		
2017	Department of Housing and Community Development	Housing Production Trust Fund	HPTF Loan	United 2nd Street Cooperative Association Inc.	$2,633,306	3719 2nd St SE	Ward 8	0	N/A	25	1	13	0	11	6	11	4	4	0	0	0	N/A	No	N/A	Yes		
2017	None - Tax Expenditure	Real Property Tax Abatement	Tax Abatement	UNITED NEGRO COLLEGE FUND INC	$424,360	1805 7TH ST NW 100	Ward 1	N/A	N/A	N/A	N/A	N/A	N/A	N/A	N/A	N/A	N/A	N/A	N/A	N/A	N/A	N/A	N/A	N/A	N/A		
2017	None - Tax Expenditure	Real Property Tax Abatement	Tax Abatement	UNIZO REAL ESTATE DC THREE LLC	$43,200	0820 1ST ST NE	Ward 6	N/A	N/A	N/A	N/A	N/A	N/A	N/A	N/A	N/A	N/A	N/A	N/A	N/A	N/A	N/A	N/A	N/A	N/A		
2017	Deputy Mayor for Planning and Economic Development	New Communities Initiative	Grant	Far SE Family Strengthening Collaborative	$610,175	2041 MARTIN LUTHER KING JR AVENUE SE	Ward 8																				278056
2018	Department of Housing and Community Development	Housing Production Trust Fund	HPTF Loan	1035 48th LLC	$852,010	1035 48th St NE	Ward 7	N/A	N/A	12	0	12	0	0	12	0	0	0	0	0	0	N/A	N/A	N/A	Yes		
2018	None - Tax Expenditure	Real Property Tax Abatement	Tax Abatement	151 Q STREET RESIDENTIAL LLC	$216,599	150 HARRY THOMAS WAY NE	Ward 5	N/A	N/A	N/A	N/A	N/A	N/A	N/A	N/A	N/A	N/A	N/A	N/A	N/A	N/A	N/A	N/A	N/A	N/A		
2018	None - Tax Expenditure	Real Property Tax Abatement	Tax Abatement	151 Q STREET RESIDENTIAL LLC	$358,257	150 Q ST NE	Ward 5	N/A	N/A	N/A	N/A	N/A	N/A	N/A	N/A	N/A	N/A	N/A	N/A	N/A	N/A	N/A	N/A	N/A	N/A		
2018	None - Tax Expenditure	Real Property Tax Abatement	Tax Abatement	151 Q STREET RESIDENTIAL LLC	$611,008	151 Q ST NE	Ward 5	N/A	N/A	N/A	N/A	N/A	N/A	N/A	N/A	N/A	N/A	N/A	N/A	N/A	N/A	N/A	N/A	N/A	N/A		
2018	None - Tax Expenditure	Real Property Tax Abatement	Tax Abatement	151 Q STREET RESIDENTIAL LLC	$518,789	200 Q ST NE	Ward 5	N/A	N/A	N/A	N/A	N/A	N/A	N/A	N/A	N/A	N/A	N/A	N/A	N/A	N/A	N/A	N/A	N/A	N/A		
2018	None - Tax Expenditure	Real Property Tax Abatement	Tax Abatement	151 Q STREET RESIDENTIAL LLC	$138,920	201 Q ST NE	Ward 5	N/A	N/A	N/A	N/A	N/A	N/A	N/A	N/A	N/A	N/A	N/A	N/A	N/A	N/A	N/A	N/A	N/A	N/A		

FY	Agency	Incentive Name	Incentive Type	Recipient Name	Incentive Amount	MAR Address of Investment	MAR_ Ward	Number of District Residents Employed	Number of CBEs	Total Affordable Units Produced or Preserved	30% AMI	50% AMI	60% AMI	80 % AMI	1 BRs	2 BRs	3 BRs	4+ BRs	Efficiency	SRO	Unknown BRs	Amenity Produced or Enhanced	Is recipient in compliance with District resident employment requirements?	CBE Compliant?	Affordable Housing Compliance? (Covenanted)	Additional Incentive Benefits	MAR_ID
2018	Housing Finance Agency	4% Low Income Housing Tax Credit	Tax Credit (Federal)	1901 C STREET SE, LLC & Hill East Parcel F, LLC	$19,340,000	1900 Massachussetts Ave NE	Ward 7	0	9	131	115	0	16	0	ND	ND	ND	ND	ND	ND	ND	N/A	In Progress	Partial - Und	Yes	Development Program: - 362 total apartment units (131 total affordable units which includes 100 PHS units) - 25,678 sq. ft retail - 156 parking spots for retail and apartments	
2018	None - Tax Expenditure	Real Property Tax Abatement	Tax Abatement	2300 PENNSYLVANIA AVENUE LLC	$95,715	2323 PENNSYLVANIA AVE SE	Ward 7	N/A	N/A	N/A	N/A	N/A	N/A	N/A	N/A	N/A	N/A	N/A	N/A	N/A	N/A	N/A	N/A	N/A	N/A		
2018	Department of Housing and Community Development	Housing Production Trust Fund	HPTF Loan	1164 Bladensburg LLC	$10,833,567	1164 Bladensburg Rd NE	Ward 5	N/A	15	65	14	51	0	0	64	0	0	0	1	0	0	N/A	N/A	No	Yes		
2018	Housing Finance Agency	4% Low Income Housing Tax Credit	Tax Credit (Federal)	1164 Bladensburg LLC	$715,244	1164 Bladensburg Rd NE	Ward 5	N/A	15	65	14	51	0	0	64	0	0	0	1	0	0	N/A	N/A	No	Yes		
2018	Housing Finance Agency	HFA Revenue Bond Issuance	Revenue Bond	The Neighborhood Development Company and Arten Bladensburg	$11,100,000	1164 Bladensburg Rd NE	Ward 5	N/A	15	65	14	51	0	0	64	0	0	0	1	0	0	N/A	N/A	No	Yes		
2018	Deputy Mayor for Planning and Economic Development	Neighborhood Prosperity Fund	Grant	MLK Gateway Partners, LLC	$700,000	1201 Good Hope Road SE	Ward 8	N/A	N/A	N/A	N/A	N/A	N/A	N/A	N/A	N/A	N/A	N/A	N/A	N/A	N/A	Commercial	N/A	N/A	N/A	NPF funding provides gap financing for commercial portions of projects	
2018	Housing Finance Agency	HFA Revenue Bond Issuance	Revenue Bond	H.E.L.P. Development Corporation	$9,541,577	1324 Main Dr NW	Ward 4	0	4	77	75	2	0	0	0	0	0	0	77	0	0	N/A	In Progress	No	Yes		
2018	Housing Finance Agency	4% Low Income Housing Tax Credit	Tax Credit (Federal)	HELP Washington DC, LP	$864,927	1324 Main Dr NW	Ward 4	0	4	77	75	2	0	0	0	0	0	0	77	0	0	N/A	In Progress	No	Yes		
2018	Department of Housing and Community Development	Community Development Block Grant (CDBG)	Grant (Federal)	HELP Washington DC, LP	$10,085,821	1324 Main Dr NW	Ward 4	0	4	77	75	2	0	0	0	0	0	0	77	0	0	N/A	In Progress	No	Yes		
2018	None - Tax Expenditure	Real Property Tax Abatement	Tax Abatement	801 NEW JERSEY PHASE 1 LLC	$424,185	77 H ST NW	Ward 6	N/A	N/A	N/A	N/A	N/A	N/A	N/A	N/A	N/A	N/A	N/A	N/A	N/A	N/A	N/A	N/A	N/A	N/A		

FY	Agency	Incentive Name	Incentive Type	Recipient Name	Incentive Amount	MAR Address of Investment	MAR_ Ward	Number of District Residents Employed	Number of CBEs	Total Affordable Units Produced or Preserved	30% AMI	50% AMI	60% AMI	80 % AMI	1 BRs	2 BRs	3 BRs	4+ BRs	Efficiency	SRO	Unknown BRs	Amenity Produced or Enhanced	Is recipient in compliance with District resident employment requirements?	CBE Compliant?	Affordable Housing Compliance? (Covenanted)	Additional Incentive Benefits	MAR_ID
2018	Department of Housing and Community Development	Housing Production Trust Fund	HPTF Loan	Abrams Hall Senior LP	$9,753,037	1322 Main Dr NW	Ward 4	12	26	80	16	64	0	0	80	0	0	0	0	0	0	N/A	Yes	No	Yes		
2018	Department of Housing and Community Development	9% Low Income Housing Tax Credit	Tax Credit (Federal)	Abrams Hall Senior LP	$1,099,999	1322 Main Dr NW	Ward 4	12	26	80	16	64	0	0	80	0	0	0	0	0	0	N/A	Yes	No	Yes		
2018	Housing Finance Agency	HFA Revenue Bond Issuance	Revenue Bond	Dantes Partners	$48,160,000	1400 Florida Ave NE	Ward 5	N/A	8	179	179	0	0	0	##	0	0	0	0	0	0	N/A	N/A	Partial - Und	Yes		
2018	Department of Housing and Community Development	Housing Production Trust Fund	HPTF Loan	Dantes Partners	$23,261,307	1400 Florida Ave NE	Ward 5	N/A	8	179	179	0	0	0	##	0	0	0	0	0	0	N/A	N/A	Partial - Und	Yes		
2018	Housing Finance Agency	4% Low Income Housing Tax Credit	Tax Credit (Federal)	Dantes Partners	$3,426,694	1400 Florida Ave NE	Ward 5	N/A	8	179	179	0	0	0	##	0	0	0	0	0	0	N/A	N/A	Partial - Und	Yes		
2018	None - Tax Expenditure	Real Property Tax Abatement	Tax Abatement	ARCHSTONE NORTH CAPITOL HILL	$360,343	55 M St NE	Ward 6	N/A	N/A	N/A	N/A	N/A	N/A	N/A	N/A	N/A	N/A	N/A	N/A	N/A	N/A	N/A	N/A	N/A	N/A		
2018	None - Tax Expenditure	Real Property Tax Abatement	Tax Abatement	ARCHSTONE NORTH CAPITOL HILL LP	$787,807	1160 1st St NE	Ward 6	N/A	N/A	N/A	N/A	N/A	N/A	N/A	N/A	N/A	N/A	N/A	N/A	N/A	N/A	N/A	N/A	N/A	N/A		
2018	Department of Housing and Community Development	Housing Production Trust Fund	HPTF Loan	HABITAT FOR HUMANITY OF WASHINGTON, D.C., INC	$400,000	1715 28th Pl SE	Ward 7	N/A	4	14	0	5	0	9	0	7	7	0	0	0	0	N/A	N/A	Partial - Und	Yes		
2018	Department of Housing and Community Development	Housing Production Trust Fund	HPTF Loan	Ben-E Group Cooperative Association, Inc.	$2,517,596	4701 Benning Rd SE	Ward 7	0	N/A	29	29	3	25	1	0	14	14	0	0	1	0	N/A	N/A - Cancelled, No Activity, Not Awarded, On Hold	N/A	Yes		
2018	None - Tax Expenditure	Real Property Tax Abatement	Tax Abatement	BLUE SKYE DEVELOPMENT LLC	$30,000	4427 HAYES ST NE	Ward 7	N/A	N/A	N/A	N/A	N/A	N/A	N/A	N/A	N/A	N/A	N/A	N/A	N/A	N/A	N/A	N/A	N/A	N/A		
2018	Deputy Mayor for Planning and Economic Development	Neighborhood Prosperity Fund	Grant	Addisleigh Park Washington Properties, LLC	$700,000	1803 Rhode Island Avenue, NE	Ward 5	N/A	N/A	N/A	N/A	N/A	N/A	N/A	N/A	N/A	N/A	N/A	N/A	N/A	N/A	Commercial	N/A	N/A	N/A	NPF funding provides gap financing for commercial portions of projects	
2018	None - Tax Expenditure	Real Property Tax Abatement	Tax Abatement	CI GD PARKSIDE 7 LLC	$300,000	0600 KENILWORTH AVE NE	Ward 7	N/A	N/A	N/A	N/A	N/A	N/A	N/A	N/A	N/A	N/A	N/A	N/A	N/A	N/A	N/A	N/A	N/A	N/A		
2018	Department of Housing and Community Development	Housing Production Trust Fund	HPTF Loan	22 Atlantic Cooperative Association, Inc.	$2,669,924	22 Atlantic Street Southeast	Ward 8	N/A	N/A	15	3	8	4	0	8	6	0	0	1	0	0	N/A	N/A	N/A	Yes		

FY	Agency	Incentive Name	Incentive Type	Recipient Name	Incentive Amount	MAR Address of Investment	MAR_ Ward	Number of District Residents Employed	Number of CBEs	Total Affordable Units Produced or Preserved	30% AMI	50% AMI	60% AMI	80 % AMI	1 BRs	2 BRs	3 BRs	4+ BRs	Efficiency	SRO	Unknown BRs	Amenity Produced or Enhanced	Is recipient in compliance with District resident employment requirements?	CBE Compliant?	Affordable Housing Compliance? (Covenanted)	Additional Incentive Benefits	MAR_ID
2018	None - Tax Expenditure	Real Property Tax Abatement	Tax Abatement	DC STADIUM LLC	$100,326	R ST SW	Ward 2	N/A	43	N/A	N/A	N/A	N/A	N/A	N/A	N/A	N/A	N/A	N/A	N/A	N/A	N/A	N/A	Yes	N/A	Construction of DC United Soccer Stadium	
2018	None - Tax Expenditure	Real Property Tax Abatement	Tax Abatement	DC STADIUM LLC	$1,425,435	1930 1ST ST SW	Ward 6	N/A	43	N/A	N/A	N/A	N/A	N/A	N/A	N/A	N/A	N/A	N/A	N/A	N/A	N/A	N/A	Yes	N/A	Construction of DC United Soccer Stadium	
2018	Housing Finance Agency	HFA Revenue Bond Issuance	Revenue Bond	Vesta Corporation	$11,310,000	2306 Hartford St SE	Ward 8	N/A	11	94	10	84	0	0	1	25	68	0	0	0	0	N/A	N/A	No	Yes		
2018	Department of Housing and Community Development	Housing Production Trust Fund	HPTF Loan	Vesta Maplewood LLC	$6,695,000	2306 Hartford St SE	Ward 8	N/A	11	94	10	84	0	0	1	25	68	0	0	0	0	N/A	N/A	No	Yes		
2018	Housing Finance Agency	4% Low Income Housing Tax Credit	Tax Credit (Federal)	Vesta Maplewood LLC	$703,951	2306 Hartford St SE	Ward 8	N/A	11	94	10	84	0	0	1	25	68	0	0	0	0	N/A	N/A	No	Yes		
2018	Department of Housing and Community Development	Housing Production Trust Fund	HPTF Loan	E Street Cooperative Association, Inc.	$1,221,261	1431 E Street Northeast	Ward 6	2	7	10	10	1	0	3	6	10	0	0	0	0	0	N/A	No	No	Yes		
2018	Housing Finance Agency	HFA Revenue Bond Issuance	Revenue Bond	NHP/DCHFA/Woodmont Crossing United Tenants Assoc.	$25,543,000	2327 Good Hope Rd SE	Ward 8	2	5	176	0	0	176	0	0	##	56	0	0	0	0	N/A	Yes	Yes	Yes		
2018	Department of Housing and Community Development	9% Low Income Housing Tax Credit	Tax Credit (Federal)	FC 227, LLC	$465,330	227 Tingey St SE	Ward 6	18	19	53	0	53	0	0	30	18	0	0	5	0	0	N/A	In Progress	Partial - Und	Yes		
2018	Housing Finance Agency	HFA Revenue Bond Issuance	Revenue Bond	FC 227, LLC	$50,000,000	227 Tingey St SE	Ward 6	18	19	53	0	53	0	0	30	18	0	0	5	0	0	N/A	In Progress	Partial - Und	Yes		
2018	Housing Finance Agency	4% Low Income Housing Tax Credit	Tax Credit (Federal)	FC 227, LLC	$465,330	227 Tingey St SE	Ward 6	18	19	53	0	53	0	0	30	18	0	0	5	0	0	N/A	In Progress	Partial - Und	Yes		
2018	Deputy Mayor for Planning and Economic Development	Neighborhood Prosperity Fund	Grant	Organizing Neighborhood Equity	$700,000	2500 Martin Luther King, Jr. Avenue, SE	Ward 8	N/A	N/A	N/A	N/A	N/A	N/A	N/A	N/A	N/A	N/A	N/A	N/A	N/A	N/A	Commercial	N/A	N/A	N/A	NPF funding provides gap financing for commercial portions of projects	
2018	Department of Housing and Community Development	Housing Production Trust Fund	HPTF Loan	BCC Preservation Fund I, LLC.	$900,000	2530 Park Pl SE	Ward 7	N/A	N/A	21	0	21	0	0	21	0	0	0	0	0	0	N/A	N/A	N/A	Yes		
2018	Housing Finance Agency	HFA Revenue Bond Issuance	Revenue Bond	District of Columbia Housing Authority / Capital Housing Partners LLC	$38,041,000	2841 Robinson Pl SE	Ward 8	N/A	15	220	137	15	122	0	0	63	59	15	0	0	0	N/A	N/A	No	Yes		

FY	Agency	Incentive Name	Incentive Type	Recipient Name	Incentive Amount	MAR Address of Investment	MAR_ Ward	Number of District Residents Employed	Number of CBEs	Total Affordable Units Produced or Preserved	30% AMI	50% AMI	60% AMI	80 % AMI	1 BRs	2 BRs	3 BRs	4+ BRs	Efficiency	SRO	Unknown BRs	Amenity Produced or Enhanced	Is recipient in compliance with District resident employment requirements?	CBE Compliant?	Affordable Housing Compliance? (Covenanted)	Additional Incentive Benefits	MAR_ID
2018	Department of Housing and Community Development	Housing Production Trust Fund	HPTF Loan	Parkway Overlook II LP	$20,100,000	2841 Robinson Pl SE	Ward 8	N/A	15	220	137	15	122	0	0	63	59	15	0	0	0	N/A	N/A	No	Yes		
2018	Housing Finance Agency	4% Low Income Housing Tax Credit	Tax Credit (Federal)	Parkway Overlook II LP	$2,790,499	2841 Robinson Pl SE	Ward 8	N/A	15	220	137	15	122	0	0	63	59	15	0	0	0	N/A	N/A	No	Yes		
2018	Department of Housing and Community Development	Housing Production Trust Fund	HPTF Loan	Liberty Place Apartments LLC	$9,248,431	881 3rd St NW	Ward 6	0	9	71	14	53	4	0	56	7	0	0	8	0	0	N/A	In Progress	Partial - Und	Yes		
2018	Housing Finance Agency	4% Low Income Housing Tax Credit	Tax Credit (Federal)	Liberty Place Apartments LLC	$1,192,983	881 3rd St NW	Ward 6	0	9	71	14	53	4	0	56	7	0	0	8	0	0	N/A	In Progress	Partial - Und	Yes		
2018	Department of Housing and Community Development	Housing Production Trust Fund	HPTF Loan	301 Delafield NW LLC	$2,996,612	301 Delafield Pl NW	Ward 4	N/A	N/A	23	7	9	0	7	20	1	0	0	2	0	0	N/A	N/A	N/A	Yes		
2018	None - Tax Expenditure	Real Property Tax Abatement	Tax Abatement	MANGER 8-10-34 TRUST PARTNERS LLC	$700,000	1331 L ST NW	Ward 2	N/A	N/A	N/A	N/A	N/A	N/A	N/A	N/A	N/A	N/A	N/A	N/A	N/A	N/A	N/A	N/A	N/A	N/A		
2018	Department of Housing and Community Development	Housing Production Trust Fund	HPTF Loan	Manna, Inc.	$508,950	812 T St NW	Ward 1	0	5	4	0	0	4	0	0	0	4	0	0	0	0	N/A	N/A - Cancelled, No Activity, Not Awarded, On Hold	Yes	Yes		
2018	Housing Finance Agency	HFA Revenue Bond Issuance	Revenue Bond	MRP Realty Partners/Taylor Adams Associates	$21,500,000	3534 East Capitol St NE	Ward 7	0	26	137	15	122	0	0	63	59	15	0	0	0	0	N/A	In Progress	Partial - Und	Yes		
2018	Department of Housing and Community Development	Housing Production Trust Fund	HPTF Loan	MRP Realty Partners/Taylor Adams Associates	$19,665,633	3534 East Capitol St NE	Ward 7	0	26	137	15	122	0	0	63	59	15	0	0	0	0	N/A	In Progress	Partial - Und	Yes		
2018	Housing Finance Agency	4% Low Income Housing Tax Credit	Tax Credit (Federal)	MRP Realty Partners/Taylor Adams Associates	$1,471,279	3534 East Capitol St NE	Ward 7	0	26	137	15	122	0	0	63	59	15	0	0	0	0	N/A	In Progress	Partial - Und	Yes		
2018	Department of Housing and Community Development	Housing Production Trust Fund	HPTF Loan	Milestone Senior Owner LLC	$6,909,668	3539 A St SE	Ward 7	N/A	14	60	15	45	0	0	45	7	0	0	8	0	0	N/A	N/A	No	Yes		
2018	Department of Housing and Community Development	9% Low Income Housing Tax Credit	Tax Credit (Federal)	Milestone Senior Owner LLC	$999,999	3539 A St SE	Ward 7	N/A	14	60	15	45	0	0	45	7	0	0	8	0	0	N/A	N/A	No	Yes		

FY	Agency	Incentive Name	Incentive Type	Recipient Name	Incentive Amount	MAR Address of Investment	MAR_ Ward	Number of District Residents Employed	Number of CBEs	Total Affordable Units Produced or Preserved	30% AMI	50% AMI	60% AMI	80 % AMI	1 BRs	2 BRs	3 BRs	4+ BRs	Efficiency	SRO	Unknown BRs	Amenity Produced or Enhanced	Is recipient in compliance with District resident employment requirements?	CBE Compliant?	Affordable Housing Compliance? (Covenanted)	Additional Incentive Benefits	MAR_ID
2018	Deputy Mayor for Planning and Economic Development	Industrial Revenue Bond	Revenue Bond	Sidwell Friends School	$24,500,000	3825 Wisconsin Ave., NW	Ward 3	N/A	N/A	N/A	N/A	N/A	N/A	N/A	N/A	N/A	N/A	N/A	N/A	N/A	N/A	Acquisition	N/A	N/A	N/A	and renovations of 3720 Upton Street, NW (Lot 1825, Square 0818), for school use, including furniture, fixtures, and equipment, land improvements and related expenditures,	
2018	Department of Housing and Community Development	Housing Production Trust Fund	HPTF Loan	Belmont Crossing Partners, LLC	$8,000,000	4201 7th St SE	Ward 8	N/A	N/A	275	0	0	275	0	##	##	25	0	12	0	0	N/A	N/A	N/A	Yes		
2018	Department of Housing and Community Development	Housing Production Trust Fund	HPTF Loan	Transitional Housing Corporation dba, Housing Up	$1,155,369	4506 Georgia Ave NW	Ward 4	N/A	N/A	12	12	12	0	0	0	0	10	2	0	0	0	N/A	N/A	N/A	Yes		
2018	Department of Housing and Community Development	Housing Production Trust Fund	HPTF Loan	Tivoli Gardens Owner LLC	$2,572,500	4811-4819 North Capitol St NE	Ward 4	N/A	N/A	49	4	8	37	0	49	0	0	0	0	0	0	N/A	N/A	N/A	Yes		
2018	Department of Housing and Community Development	Housing Production Trust Fund	HPTF Loan	Amber Overlook LLC	$5,872,431	4922-5000 CALL PLACE SE	Ward 7	N/A	9	32	32	0	6	0	26	6	0	24	2	0	0		N/A	Partial - Und	Yes		
2018	Department of Housing and Community Development	Housing Production Trust Fund	HPTF Loan	Phoenix Cooperative Assn.	$1,371,913	505 Jefferson St NW	Ward 4	N/A	N/A	20	13	5	0	2	14	6	0	0	0	0	0	N/A	N/A	N/A	Yes		
2018	Deputy Mayor for Planning and Economic Development	Neighborhood Prosperity Fund	Grant	The NHP Foundation	$700,000	5131 Nannie Helen Burroughs Ave, NE	Ward 7	N/A	N/A	N/A	N/A	N/A	N/A	N/A	N/A	N/A	N/A	N/A	N/A	N/A	N/A	Commercial	N/A	N/A	N/A	NPF funding provides gap financing for commercial portions of projects	
2018	Department of Housing and Community Development	Housing Production Trust Fund	HPTF Loan	5400 5th Street, NW, LLC	$1,395,086	5400 5th St NW	Ward 4	N/A	N/A	20	5	8	4	3	0	20	0	0	0	0	0	N/A	N/A	N/A	Yes		

FY	Agency	Incentive Name	Incentive Type	Recipient Name	Incentive Amount	MAR Address of Investment	MAR_ Ward	Number of District Residents Employed	Number of CBEs	Total Affordable Units Produced or Preserved	30% AMI	50% AMI	60% AMI	80 % AMI	1 BRs	2 BRs	3 BRs	4+ BRs	Efficiency	SRO	Unknown BRs	Amenity Produced or Enhanced	Is recipient in compliance with District resident employment requirements?	CBE Compliant?	Affordable Housing Compliance? (Covenanted)	Additional Incentive Benefits	MAR_ID
2018	Deputy Mayor for Planning and Economic Development	Land Disposition Agreement	Land Disposition	Sherman Avenue LLC	$6,066,000	965 Florida Ave NW	Ward 1	53	11	126												N/A	In Progress	Partial - Und	Yes	will provide over $3.4M in public benefits including funding for (1) a Local Retail Assistance Program, (2) a Business Incubator Program with a local university, and (3) a $200,000 community	
2018	Deputy Mayor for Planning and Economic Development	Tax Increment Financing	TIF	Skyland Holdings LLC	$40,000,000	2646 Naylor Road SE, Washington, District of Columbia 20020	Ward 7	74	9	131	115	0	16	0	ND	ND	ND	ND	ND	ND	ND	N/A	In Progress	Partial - Und	Yes	Development Program: - 362 total apartment units (131 total affordable units which includes 100 PHS units) - 25,678 sq. ft retail - 156 parking spots for retail and apartments	
2018	Department of Housing and Community Development	Housing Production Trust Fund	HPTF Loan	Wesley Brookland, LLC	$8,825,000	617 Hamlin St NE	Ward 5	N/A	9	80	15	0	65	0	80	0	0	0	0	0	0	N/A	N/A	Partial - Und	Yes		
2018	Department of Housing and Community Development	9% Low Income Housing Tax Credit	Tax Credit (Federal)	Wesley Brookland, LLC	$689,100	617 Hamlin St NE	Ward 5	N/A	9	80	15	0	65	0	80	0	0	0	0	0	0	N/A	N/A	Partial - Und	Yes		
2018	Housing Finance Agency	HFA Revenue Bond Issuance	Revenue Bond	Wesley Housing Development Corporation	$10,190,000	617 Hamlin St NE	Ward 5	N/A	9	80	15	0	65	0	80	0	0	0	0	0	0	N/A	N/A	Partial - Und	Yes		
2018	None - Tax Expenditure	Real Property Tax Abatement	Tax Abatement	STEUART H STREET LLC	$301,809	300 - 380 H ST NE	Ward 6	N/A	N/A	N/A	N/A	N/A	N/A	N/A	N/A	N/A	N/A	N/A	N/A	N/A	N/A	N/A	N/A	N/A	N/A		
2018	None - Tax Expenditure	Real Property Tax Abatement	Tax Abatement	T-C REPUBLIC SQUARE OWNER LLC	$109,968	25 MASSACHUSETTS AVE NW	Ward 6	N/A	N/A	N/A	N/A	N/A	N/A	N/A	N/A	N/A	N/A	N/A	N/A	N/A	N/A	N/A	N/A	N/A	N/A		

FY	Agency	Incentive Name	Incentive Type	Recipient Name	Incentive Amount	MAR Address of Investment	MAR_ Ward	Number of District Residents Employed	Number of CBEs	Total Affordable Units Produced or Preserved	30% AMI	50% AMI	60% AMI	80 % AMI	1 BRs	2 BRs	3 BRs	4+ BRs	Efficiency	SRO	Unknown BRs	Amenity Produced or Enhanced	Is recipient in compliance with District resident employment requirements?	CBE Compliant?	Affordable Housing Compliance? (Covenanted)	Additional Incentive Benefits	MAR_ID
2018	None - Tax Expenditure	Real Property Tax Abatement	Tax Abatement	THE FLATS 130 DC RESIDENTIAL LLC	$645,487	130 M St NE	Ward 6	N/A	N/A	N/A	N/A	N/A	N/A	N/A	N/A	N/A	N/A	N/A	N/A	N/A	N/A	N/A	N/A	N/A	N/A		
2018	Department of Housing and Community Development	Housing Production Trust Fund	HPTF Loan	710 Unidos Cooperative	$1,906,250	710 Jefferson St NW	Ward 4	N/A	N/A	14	5	7	0	2	11	3	0	0	0	0	0	N/A	N/A	N/A	Yes		
2018	None - Tax Expenditure	Real Property Tax Abatement	Tax Abatement	THE METROPOLITAN COMMUNITY CHURCH OF WASHINGTON	$85,653	0472 RIDGE ST NW	Ward 6	N/A	N/A	N/A	N/A	N/A	N/A	N/A	N/A	N/A	N/A	N/A	N/A	N/A	N/A	N/A	N/A	N/A	N/A		
2018	Housing Finance Agency	HFA Revenue Bond Issuance	Revenue Bond	The Foundation	$39,000,000	800 6th St NW	Ward 2	N/A	5	153	0	153	0	0	##	18	0	0	0	0	0	N/A	N/A	Yes	Yes		
2018	None - Tax Expenditure	Real Property Tax Abatement	Tax Abatement	UNION PLACE PHASE I LLC	$356,805	250 K ST NE	Ward 6	N/A	N/A	N/A	N/A	N/A	N/A	N/A	N/A	N/A	N/A	N/A	N/A	N/A	N/A	N/A	N/A	N/A	N/A		
2018	None - Tax Expenditure	Real Property Tax Abatement	Tax Abatement	UNITED NEGRO COLLEGE FUND INC	$424,360	1805 7TH ST NW 100	Ward 1	N/A	N/A	N/A	N/A	N/A	N/A	N/A	N/A	N/A	N/A	N/A	N/A	N/A	N/A	N/A	N/A	N/A	N/A		
2018	Housing Finance Agency	4% Low Income Housing Tax Credit	Tax Credit (Federal)	Wah Luck House Preservation LLC	$2,304,806	800 6th St NW	Ward 2	N/A	5	153	0	153	0	0	##	18	0	0	0	0	0	N/A	N/A	Yes	Yes		
2018	Housing Finance Agency	HFA Revenue Bond Issuance	Revenue Bond	NHT/IBF	$16,800,000	881 3rd St NW	Ward 6	0	9	71	14	53	4	0	56	7	0	0	8	0	0	N/A	In Progress	Partial - Und	Yes		
2018	Department of Housing and Community Development	Housing Production Trust Fund	HPTF Loan	Capitol Vista Community Partners, LLC.	$18,006,741	888 New Jersey Ave NW	Ward 6	N/A	11	104	21	83	0	0	62	31	0	0	11	0	0	N/A	N/A	Partial - Und	Yes		
2018	Housing Finance Agency	4% Low Income Housing Tax Credit	Tax Credit (Federal)	Capitol Vista Community Partners, LLC.	$1,028,112	888 New Jersey Ave NW	Ward 6	N/A	11	104	21	83	0	0	62	31	0	0	11	0	0	N/A	N/A	Partial - Und	Yes		
2018	Housing Finance Agency	HFA Revenue Bond Issuance	Revenue Bond	Dantes Partners	$25,235,000	888 New Jersey Ave NW	Ward 6	N/A	11	104	21	83	0	0	62	31	0	0	11	0	0	N/A	N/A	Partial - Und	Yes		
2018	Housing Finance Agency	HFA Revenue Bond Issuance	Revenue Bond	WinnDevelopment Company LP	$12,999,000	908 Eastern Ave NE	Ward 7	0	7	97	0	0	72	24	50	47	0	0	0	0	0	N/A	Yes	Yes	Yes		
2018	Department of Housing and Community Development	Housing Production Trust Fund	HPTF Loan	WinnDevelopment Company LP	$12,924,375	908 Eastern Ave NE	Ward 7	0	7	97	0	0	72	24	50	47	0	0	0	0	0	N/A	Yes	Yes	Yes		
2018	Housing Finance Agency	4% Low Income Housing Tax Credit	Tax Credit (Federal)	Woodmont Crossing United Tenant Association	$1,328,748	2327 Good Hope Rd SE	Ward 8	2	5	176	0	0	176	0	0	##	56	0	0	0	0	N/A	Yes	Yes	Yes		
2018	Deputy Mayor for Planning and Economic Development	New Communities Initiative	Grant	Far SE Family Strengthening Collaborative	$515,000	2041 MARTIN LUTHER KING JR AVENUE SE	Ward 8																				278056
2019	None - Tax Expenditure	Tax Exemption	Tax Exemption	ABRAMS HALL SENIOR LP	$918,902	6900 Georgia Ave NW		N/A	N/A	N/A	N/A	N/A	N/A	N/A	N/A	N/A	N/A	N/A	N/A	N/A	N/A	N/A	N/A	N/A	N/A		

FY	Agency	Incentive Name	Incentive Type	Recipient Name	Incentive Amount	MAR Address of Investment	MAR_ Ward	Number of District Residents Employed	Number of CBEs	Total Affordable Units Produced or Preserved	30% AMI	50% AMI	60% AMI	80 % AMI	1 BRs	2 BRs	3 BRs	4+ BRs	Efficiency	SRO	Unknown BRs	Amenity Produced or Enhanced	Is recipient in compliance with District resident employment requirements?	CBE Compliant?	Affordable Housing Compliance? (Covenanted)	Additional Incentive Benefits	MAR_ID
2019	None - Tax Expenditure	Tax Exemption	Tax Exemption	ASBURY DWELLINGS INC	$203,103	1616 MARION ST NW	Ward 6	N/A	N/A	N/A	N/A	N/A	N/A	N/A	N/A	N/A	N/A	N/A	N/A	N/A	N/A	N/A	N/A	N/A	N/A		
2019	None - Tax Expenditure	Tax Exemption	Tax Exemption	HIGHLAND PARK WEST INVESTORS LLC	$219,223	1444 IRVING ST NW	Ward 1	N/A	N/A	N/A	N/A	N/A	N/A	N/A	N/A	N/A	N/A	N/A	N/A	N/A	N/A	N/A	N/A	N/A	N/A		
2019	None - Tax Expenditure	Tax Exemption	Tax Exemption	Kenilworth Ave Apartments LLC	$158,278	800 Kenilworth Ave NE	Ward 7	N/A	N/A	N/A	N/A	N/A	N/A	N/A	N/A	N/A	N/A	N/A	N/A	N/A	N/A	N/A	N/A	N/A	N/A		
2019	None - Tax Expenditure	Tax Exemption	Tax Exemption	R-2 BENNING RESIDENTIAL LLC	$146,458	0120 45TH ST NE		N/A	N/A	N/A	N/A	N/A	N/A	N/A	N/A	N/A	N/A	N/A	N/A	N/A	N/A	N/A	N/A	N/A	N/A		
2019	None - Tax Expenditure	Tax Exemption	Tax Exemption	THE PHILLIPS COLLECTION	$450,533	1600 21ST ST NW	Ward 2	N/A	N/A	N/A	N/A	N/A	N/A	N/A	N/A	N/A	N/A	N/A	N/A	N/A	N/A	N/A	N/A	N/A	N/A		
2019	None - Tax Expenditure	Tax Exemption	Tax Exemption	00003 LANSBURGH THEATER INC	$540,873	450 7TH ST NW	Ward 2	N/A	N/A	N/A	N/A	N/A	N/A	N/A	N/A	N/A	N/A	N/A	N/A	N/A	N/A	N/A	N/A	N/A	N/A		
2019	None - Tax Expenditure	Tax Exemption	Tax Exemption	1 SQUARE 882N AFFORDABLE LP	$96,613	0601 L ST SE	Ward 6	N/A	N/A	N/A	N/A	N/A	N/A	N/A	N/A	N/A	N/A	N/A	N/A	N/A	N/A	N/A	N/A	N/A	N/A		
2019	Department of Housing and Community Development	Housing Production Trust Fund	HPTF Loan	St. Elizabeths I LP	$28,792,923	1100 Alabama Ave SE	Ward 8	N/A	10	202	19	183	0	0	88	35	70	0	9	0	0	N/A	In Progress	Partial - Und	Yes		
2019	Deputy Mayor for Planning and Economic Development	Legacy Business	Grant	1213 U Street LLC,	$1,000,000	1214 U st, NW Washington, DC	Ward 1	0	N/A	N/A	N/A	N/A	N/A	N/A	N/A	N/A	N/A	N/A	N/A	N/A	N/A	Restaurant a	In Progress	Yes	N/A	Description Restaurant area demolition and upgrades Upgraded Commercial Kitchen Equipment: Floor Installations IT/AV Equipment Upgrades Upstairs Office	
2019	None - Tax Expenditure	Tax Exemption	Tax Exemption	1330 SEVENTH STREET LIMIITED PARTNERSHIP	$653,739	1330 7TH ST NW	Ward 6	N/A	N/A	N/A	N/A	N/A	N/A	N/A	N/A	N/A	N/A	N/A	N/A	N/A	N/A	N/A	N/A	N/A	N/A		
2019	None - Tax Expenditure	Real Property Tax Abatement	Tax Abatement	151 Q STREET RESIDENTIAL LLC	$1,613,705	150 Q St NE	Ward 5	N/A	N/A	N/A	N/A	N/A	N/A	N/A	N/A	N/A	N/A	N/A	N/A	N/A	N/A	N/A	N/A	N/A	N/A		
2019	Housing Finance Agency	4% Low Income Housing Tax Credit	Tax Credit (Federal)	St. Elizabeths I LP	$3,041,359	1100 Alabama Ave SE	Ward 8	N/A	10	202	19	183	0	0	88	35	70	0	9	0	0	N/A	In Progress	Partial - Und	Yes		
2019	Housing Finance Agency	HFA Revenue Bond	Revenue Bond	St. Elizabeth's I LP	$52,400,000	1100 Alabama Ave SE	Ward 8	N/A	10	202	19	183	0	0	88	35	70	0	9	0	0	N/A	In Progress	Partial - Und	Yes		
2019	None - Tax Expenditure	Real Property Tax Abatement	Tax Abatement	2 M STREET REDEVELOPMENT LLC	$769,349	2 M ST NE	Ward 6	N/A	N/A	N/A	N/A	N/A	N/A	N/A	N/A	N/A	N/A	N/A	N/A	N/A	N/A	N/A	N/A	N/A	N/A		

FY	Agency	Incentive Name	Incentive Type	Recipient Name	Incentive Amount	MAR Address of Investment	MAR_ Ward	Number of District Residents Employed	Number of CBEs	Total Affordable Units Produced or Preserved	30% AMI	50% AMI	60% AMI	80 % AMI	1 BRs	2 BRs	3 BRs	4+ BRs	Efficiency	SRO	Unknown BRs	Amenity Produced or Enhanced	Is recipient in compliance with District resident employment requirements?	CBE Compliant?	Affordable Housing Compliance? (Covenanted)	Additional Incentive Benefits	MAR_ID
2019	None - Tax Expenditure	Tax Exemption	Tax Exemption	2 SQUARE 769N AFFORDABLE OWNER LLC	$88,732	1100 2ND PL SE	Ward 6	N/A	N/A	N/A	N/A	N/A	N/A	N/A	N/A	N/A	N/A	N/A	N/A	N/A	N/A	N/A	N/A	N/A	N/A		
2019	Housing Finance Agency	HFA Revenue Bond	Revenue Bond	Mass Place Apartments, LLC	$18,500,000	1111 Massachusetts Ave NW	Ward 2	0	1	160	0	0	160	0	9	0	0	0	151	0	0	N/A	N/A - Cancelled, No Activity, Not Awarded, On Hold	No	Yes		
2019	None - Tax Expenditure	Real Property Tax Abatement	Tax Abatement	2300 PENNSYLVANIA AVENUE LLC	$122,483	2323 PENNSYLVANIA AVE SE	Ward 7	N/A	N/A	N/A	N/A	N/A	N/A	N/A	N/A	N/A	N/A	N/A	N/A	N/A	N/A	N/A	N/A	N/A	N/A		
2019	None - Tax Expenditure	Tax Exemption	Tax Exemption	2321 4TH STREET LLC	$402,717	2321 4TH ST NE	Ward 5	N/A	N/A	N/A	N/A	N/A	N/A	N/A	N/A	N/A	N/A	N/A	N/A	N/A	N/A	N/A	N/A	N/A	N/A		
2019	None - Tax Expenditure	Real Property Tax Abatement	Tax Abatement	2700 CONECTICUT AVENUE LLC	$137,833	2700 CONNECTICUT AVE NW	Ward 3	N/A	N/A	N/A	N/A	N/A	N/A	N/A	N/A	N/A	N/A	N/A	N/A	N/A	N/A	N/A	N/A	N/A	N/A		
2019	Department of Housing and Community Development	Housing Preservation Fund	HPF Loan	3218 Wisconsin Avenue Cooperative	$982,300	3218 Wisconsin Avenue NW	Ward 3	N/A	N/A	10	7	0	0	1	3	ND	ND	ND	ND	ND	ND	N/A	N/A	N/A	Yes		
2019	None - Tax Expenditure	Tax Exemption	Tax Exemption	3232 GEORGIA RESIDENTIAL LLC	$122,522	3232 GEORGIA AVE NW		N/A	N/A	N/A	N/A	N/A	N/A	N/A	N/A	N/A	N/A	N/A	N/A	N/A	N/A	N/A	N/A	N/A	N/A		
2019	None - Tax Expenditure	Real Property Tax Abatement	Tax Abatement	3910 GEORGIA AVE ASSOCIATES LP 1-A	$178,698	3910 - 3912 GEORGIA AVE NW	Ward 4	N/A	N/A	N/A	N/A	N/A	N/A	N/A	N/A	N/A	N/A	N/A	N/A	N/A	N/A	N/A	N/A	N/A	N/A		
2019	Deputy Mayor for Planning and Economic Development	Neighborhood Prosperity Fund	Grant	H.E.P. Construction	$350,000	1228 Good Hope Road, SE,	Ward 8	N/A	N/A	N/A	N/A	N/A	N/A	N/A	N/A	N/A	N/A	N/A	N/A	N/A	N/A	Commercial	N/A	N/A	N/A	NPF funding providues gap financing for commercial portions of projects	
2019	None - Tax Expenditure	Real Property Tax Abatement	Tax Abatement	4000 MASSACHUSETTS AV LLC	$1,754,922	4000 MASSACHUSETTS AVE NW	Ward 3	N/A	N/A	N/A	N/A	N/A	N/A	N/A	N/A	N/A	N/A	N/A	N/A	N/A	N/A	N/A	N/A	N/A	N/A		
2019	None - Tax Expenditure	Real Property Tax Abatement	Tax Abatement	4100 GEORGIA AVE LIMITED PARTNERSHIP	$143,277	4100 GEORGIA AVE NW	Ward 4	N/A	N/A	N/A	N/A	N/A	N/A	N/A	N/A	N/A	N/A	N/A	N/A	N/A	N/A	N/A	N/A	N/A	N/A		
2019	None - Tax Expenditure	Tax Exemption	Tax Exemption	4100 Georgia Ave Limited Partnership	$143,277	4100 Georgia Ave NW	Ward 4	N/A	N/A	N/A	N/A	N/A	N/A	N/A	N/A	N/A	N/A	N/A	N/A	N/A	N/A	N/A	N/A	N/A	N/A		
2019	None - Tax Expenditure	Tax Exemption	Tax Exemption	4236 4TH STREET SE LLC	$84,522	4232 - 4238 4TH ST SE	Ward 8	N/A	N/A	N/A	N/A	N/A	N/A	N/A	N/A	N/A	N/A	N/A	N/A	N/A	N/A	N/A	N/A	N/A	N/A		
2019	None - Tax Expenditure	Tax Exemption	Tax Exemption	4800 NHB LP	$440,496	4800 NANNIE HELEN BURROUGHS AVE NE	Ward 7	N/A	N/A	N/A	N/A	N/A	N/A	N/A	N/A	N/A	N/A	N/A	N/A	N/A	N/A	N/A	N/A	N/A	N/A		
2019	Housing Finance Agency	HFA Revenue Bond	Revenue Bond	555 E Street SW Seniors LLC	$12,000,000	555 E St SW	Ward 6	4	N/A	58	15	43	0	0	41	0	0	0	17	0	0	N/A	In Progress	N/A	Yes		

FY	Agency	Incentive Name	Incentive Type	Recipient Name	Incentive Amount	MAR Address of Investment	MAR_ Ward	Number of District Residents Employed	Number of CBEs	Total Affordable Units Produced or Preserved	30% AMI	50% AMI	60% AMI	80 % AMI	1 BRs	2 BRs	3 BRs	4+ BRs	Efficiency	SRO	Unknown BRs	Amenity Produced or Enhanced	Is recipient in compliance with District resident employment requirements?	CBE Compliant?	Affordable Housing Compliance? (Covenanted)	Additional Incentive Benefits	MAR_ID
2019	Department of Housing and Community Development	Housing Production Trust Fund	HPTF Loan	555 E Street SW Seniors LLC	$10,947,095	555 E St SW	Ward 6	4	N/A	58	15	43	0	0	41	0	0	0	17	0	0	N/A	In Progress	N/A	Yes		
2019	Housing Finance Agency	4% Low Income Housing Tax Credit	Tax Credit (Federal)	555 E Street SW Seniors LLC	$610,832	555 E St SW	Ward 6	4	N/A	58	15	43	0	0	41	0	0	0	17	0	0	N/A	In Progress	N/A	Yes		
2019	Department of Housing and Community Development	Housing Preservation Fund	HPF Loan	5912 Missouri Avenue Cooperative	$845,987	5912 14th St., NW	Ward 4	N/A	N/A	22	1	0	15	0	4	ND	ND	ND	ND	ND	ND	N/A	N/A	N/A	Yes		
2019	None - Tax Expenditure	Tax Exemption	Tax Exemption	800 SOUTHERN AVENUE LLC	$227,834	800 SOUTHERN AVE SE	Ward 8	N/A	N/A	N/A	N/A	N/A	N/A	N/A	N/A	N/A	N/A	N/A	N/A	N/A	N/A	N/A	N/A	N/A	N/A		
2019	None - Tax Expenditure	Real Property Tax Abatement	Tax Abatement	801 NEW JERSEY PHASE 1 LLC	$1,068,416	77 H ST NW	Ward 6	N/A	N/A	N/A	N/A	N/A	N/A	N/A	N/A	N/A	N/A	N/A	N/A	N/A	N/A	N/A	N/A	N/A	N/A		
2019	None - Tax Expenditure	Real Property Tax Abatement	Tax Abatement	801 NEW JERSEY PHASE 1 LLC	$868,767	77 H ST NW	Ward 6	N/A	N/A	N/A	N/A	N/A	N/A	N/A	N/A	N/A	N/A	N/A	N/A	N/A	N/A	N/A	N/A	N/A	N/A		
2019	Housing Finance Agency	HFA Revenue Bond	Revenue Bond	Ainger Place Associates, LLC	$13,750,000	2412 Ainger Pl SE	Ward 8	0	14	72	18	54	0	0	34	30	8	0	0	0	0	N/A	In Progress	Partial - Und	Yes		
2019	Housing Finance Agency	4% Low Income Housing Tax Credit	Tax Credit (Federal)	Ainger Place Associates, LLC	$833,226	2412 Ainger Pl SE	Ward 8	0	14	72	18	54	0	0	34	30	8	0	0	0	0	N/A	In Progress	Partial - Und	Yes		
2019	Department of Housing and Community Development	Housing Production Trust Fund	HPTF Loan	Ainger Place Associates, LLC	$10,691,242	2412 Ainger Pl SE	Ward 8	0	14	72	18	54	0	0	34	30	8	0	0	0	0	N/A	In Progress	Partial - Und	Yes		
2019	None - Tax Expenditure	Tax Exemption	Tax Exemption	Alabama Affordable Housing L P	$89,714	2513 Alabama Ave SE	Ward 8	N/A	N/A	N/A	N/A	N/A	N/A	N/A	N/A	N/A	N/A	N/A	N/A	N/A	N/A	N/A	N/A	N/A	N/A		
2019	None - Tax Expenditure	Qualified Supermarket Tax Incentive	Tax Exemption	Aldi Inc.	$155,036	901 17th Street NE	Ward 5	N/A	N/A	N/A	N/A	N/A	N/A	N/A	N/A	N/A	N/A	N/A	N/A	N/A	N/A	N/A	N/A	N/A	N/A		
2019	None - Tax Expenditure	Tax Exemption	Tax Exemption	American College of Cardiology Foundation	$1,605,093	2400 N ST NW	Ward 2	N/A	N/A	N/A	N/A	N/A	N/A	N/A	N/A	N/A	N/A	N/A	N/A	N/A	N/A	N/A	N/A	N/A	N/A		
2019	None - Tax Expenditure	Tax Exemption	Tax Exemption	APA 750 LLC	$761,794	750 First St NE	Ward 6	N/A	N/A	N/A	N/A	N/A	N/A	N/A	N/A	N/A	N/A	N/A	N/A	N/A	N/A	N/A	N/A	N/A	N/A		
2019	None - Tax Expenditure	Real Property Tax Abatement	Tax Abatement	ARCHSTONE NORTH CAPITOL HILL	$1,086,522	55 M ST NE	Ward 6	N/A	N/A	N/A	N/A	N/A	N/A	N/A	N/A	N/A	N/A	N/A	N/A	N/A	N/A	N/A	N/A	N/A	N/A		
2019	None - Tax Expenditure	Real Property Tax Abatement	Tax Abatement	ARCHSTONE NORTH CAPITOL HILL LP	$1,666,945	1160 1st St NE	Ward 6	N/A	N/A	N/A	N/A	N/A	N/A	N/A	N/A	N/A	N/A	N/A	N/A	N/A	N/A	N/A	N/A	N/A	N/A		
2019	None - Tax Expenditure	Tax Exemption	Tax Exemption	Atlantic Terrace LTD	$95,072	4301 3rd ST SE	Ward 8	N/A	N/A	N/A	N/A	N/A	N/A	N/A	N/A	N/A	N/A	N/A	N/A	N/A	N/A	N/A	N/A	N/A	N/A		
2019	None - Tax Expenditure	Tax Exemption	Tax Exemption	ATLAS PERFORMING ARTS CENTER	$594,159	1313 - 1333 H ST NE	Ward 6	N/A	N/A	N/A	N/A	N/A	N/A	N/A	N/A	N/A	N/A	N/A	N/A	N/A	N/A	N/A	N/A	N/A	N/A		

FY	Agency	Incentive Name	Incentive Type	Recipient Name	Incentive Amount	MAR Address of Investment	MAR_ Ward	Number of District Residents Employed	Number of CBEs	Total Affordable Units Produced or Preserved	30% AMI	50% AMI	60% AMI	80 % AMI	1 BRs	2 BRs	3 BRs	4+ BRs	Efficiency	SRO	Unknown BRs	Amenity Produced or Enhanced	Is recipient in compliance with District resident employment requirements?	CBE Compliant?	Affordable Housing Compliance? (Covenanted)	Additional Incentive Benefits	MAR_ID
2019	Department of Housing and Community Development	Housing Preservation Fund	HPF Loan	Banneker Ventures (sponsor)	$640,000	1101 Euclid NW	Ward 1	N/A	N/A	34	15	0	8	0	11	ND	ND	ND	ND	ND	ND	N/A	N/A	N/A	Yes		
2019	None - Tax Expenditure	Real Property Tax Abatement	Tax Abatement	BCB APARTMENTS LLC	$121,662	5432 CONNECTICUT AVE NW	Ward 3	N/A	N/A	N/A	N/A	N/A	N/A	N/A	N/A	N/A	N/A	N/A	N/A	N/A	N/A	N/A	N/A	N/A	N/A		
2019	None - Tax Expenditure	Tax Exemption	Tax Exemption	BELMONT CROSSING PARTNERS LLC	$136,288	4201 - 4237 7TH ST SE	Ward 8	N/A	N/A	N/A	N/A	N/A	N/A	N/A	N/A	N/A	N/A	N/A	N/A	N/A	N/A	N/A	N/A	N/A	N/A		
2019	Department of Housing and Community Development	Housing Production Trust Fund	HPTF Loan	Jubilee Kalorama LLC	$100,000	1724 Kalorama Rd NW	Ward 1	N/A	N/A	25	16	9	0	0	11	7	5	2	0	0	0	N/A	N/A	N/A	N/A		
2019	None - Tax Expenditure	Tax Exemption	Tax Exemption	BENNING HEIGHTS INVESTOR LLC	$141,702	4341 E ST SE	Ward 7	N/A	N/A	N/A	N/A	N/A	N/A	N/A	N/A	N/A	N/A	N/A	N/A	N/A	N/A	N/A	N/A	N/A	N/A		
2019	Housing Finance Agency	HFA Revenue Bond	Revenue Bond	1736 Rhode Island Ave, LLC	$12,200,000	1736 Rhode Island Ave NE	Ward 5	N/A	3	61	13	48	0	0	30	12	19	0	0	0	0	N/A	N/A	Partial - Und	Yes		
2019	Department of Housing and Community Development	Community Development Block Grant (CDBG)	Grant (Federal)	Bread for the City Inc.	$3,600,000	1708 Good Hope Rd SE	Ward 8	4	6	N/A	N/A	N/A	N/A	N/A	N/A	N/A	N/A	N/A	N/A	N/A	N/A	27,650 sq ft	In Progress	Partial - Und	Yes	Development includes: a medical clinic, jobs center, and food pantry	
2019	Department of Housing and Community Development	Housing Production Trust Fund	HPTF Loan	Brightwood Garden Cooperative Inc	$2,581,255	931 Longfellow St NW	Ward 4	0	N/A	51	6	33	0	12	39	10	0	0	2	0	0	N/A	No	N/A	Yes		
2019	None - Tax Expenditure	Tax Exemption	Tax Exemption	CAPITAL FRINGE INC	$80,333	1360 FLORIDA AVE NE	Ward 5	N/A	N/A	N/A	N/A	N/A	N/A	N/A	N/A	N/A	N/A	N/A	N/A	N/A	N/A	N/A	N/A	N/A	N/A		
2019	None - Tax Expenditure	Tax Exemption	Tax Exemption	CAPITOL HOUSING PARTNERS LLC	$882,814	0125 CANAL ST SE	Ward 6	N/A	N/A	N/A	N/A	N/A	N/A	N/A	N/A	N/A	N/A	N/A	N/A	N/A	N/A	N/A	N/A	N/A	N/A		
2019	Department of Housing and Community Development	Housing Production Trust Fund	HPTF Loan	1736 Rhode Island Ave, LLC	$7,948,359	1736 Rhode Island Ave NE	Ward 5	N/A	3	61	13	48	0	0	30	12	19	0	0	0	0	N/A	N/A	Partial - Und	Yes		
2019	Housing Finance Agency	4% Low Income Housing Tax Credit	Tax Credit (Federal)	1736 Rhode Island Ave, LLC	$606,141	1736 Rhode Island Ave NE	Ward 5	N/A	3	61	13	48	0	0	30	12	19	0	0	0	0	N/A	N/A	Partial - Und	Yes		
2019	None - Tax Expenditure	Tax Exemption	Tax Exemption	Carver Senior Apartments Limited Partnership	$120,299	4800 East Capitol St NE	Ward 7	N/A	N/A	N/A	N/A	N/A	N/A	N/A	N/A	N/A	N/A	N/A	N/A	N/A	N/A	N/A	N/A	N/A	N/A		
2019	None - Tax Expenditure	Tax Exemption	Tax Exemption	CARVER TERRACE LP	$230,660	2008 - 2014 MARYLAND AVE NE	Ward 5	N/A	N/A	N/A	N/A	N/A	N/A	N/A	N/A	N/A	N/A	N/A	N/A	N/A	N/A	N/A	N/A	N/A	N/A		
2019	None - Tax Expenditure	Tax Exemption	Tax Exemption	CAVALIER APARTMENTS LP	$347,015	3500 14TH ST NW	Ward 1	N/A	N/A	N/A	N/A	N/A	N/A	N/A	N/A	N/A	N/A	N/A	N/A	N/A	N/A	N/A	N/A	N/A	N/A		
2019	None - Tax Expenditure	Tax Exemption	Tax Exemption	CHANNING PHILLIPS HOMES LLC	$642,009	1718-1722 7TH ST NW	Ward 6	N/A	N/A	N/A	N/A	N/A	N/A	N/A	N/A	N/A	N/A	N/A	N/A	N/A	N/A	N/A	N/A	N/A	N/A		

FY	Agency	Incentive Name	Incentive Type	Recipient Name	Incentive Amount	MAR Address of Investment	MAR_ Ward	Number of District Residents Employed	Number of CBEs	Total Affordable Units Produced or Preserved	30% AMI	50% AMI	60% AMI	80 % AMI	1 BRs	2 BRs	3 BRs	4+ BRs	Efficiency	SRO	Unknown BRs	Amenity Produced or Enhanced	Is recipient in compliance with District resident employment requirements?	CBE Compliant?	Affordable Housing Compliance? (Covenanted)	Additional Incentive Benefits	MAR_ID
2019	Department of Housing and Community Development	Housing Production Trust Fund	HPTF Loan	Mi Casa My House Inc.	$577,419	1928 15th St SE	Ward 8	N/A	N/A	2	0	2	0	0	0	0	2	0	0	0	0	N/A	N/A	N/A	Yes		
2019	None - Tax Expenditure	Tax Exemption	Tax Exemption	CHILDREN'S NATIONAL AT WALTER REED LLC	$2,071,046	7144 13TH ST NW	Ward 4	N/A	N/A	N/A	N/A	N/A	N/A	N/A	N/A	N/A	N/A	N/A	N/A	N/A	N/A	N/A	N/A	N/A	N/A		
2019	None - Tax Expenditure	Real Property Tax Abatement	Tax Abatement	CI GD PARKSIDE 7 LLC	$188,754	600 KENILWORTH AVE NE	Ward 7	N/A	N/A	N/A	N/A	N/A	N/A	N/A	N/A	N/A	N/A	N/A	N/A	N/A	N/A	N/A	N/A	N/A	N/A		
2019	None - Tax Expenditure	Qualified Supermarket Tax Incentive	Tax Exemption	Citymarket At O East And West LLC Roadside (Giant)	$384,428	1400 7th St NW	Ward 6	N/A	N/A	N/A	N/A	N/A	N/A	N/A	N/A	N/A	N/A	N/A	N/A	N/A	N/A	N/A	N/A	N/A	N/A		
2019	None - Tax Expenditure	Tax Exemption	Tax Exemption	COLONY HOUSE NONPROFIT HOUSING CORPORATION	$100,260	4921 GEORGIA AVE NW	Ward 4	N/A	N/A	N/A	N/A	N/A	N/A	N/A	N/A	N/A	N/A	N/A	N/A	N/A	N/A	N/A	N/A	N/A	N/A		
2019	None - Tax Expenditure	Tax Exemption	Tax Exemption	COLUMBIA HEIGHTS VENTURES PARCEL 26 LLC	$342,535	1400 IRVING ST NW	Ward 1	N/A	N/A	N/A	N/A	N/A	N/A	N/A	N/A	N/A	N/A	N/A	N/A	N/A	N/A	N/A	N/A	N/A	N/A		
2019	None - Tax Expenditure	Tax Exemption	Tax Exemption	COLUMBIA HGTS VILLAGE APARTMENT LP	$1,117,692	2900 14TH ST NW	Ward 1	N/A	N/A	N/A	N/A	N/A	N/A	N/A	N/A	N/A	N/A	N/A	N/A	N/A	N/A	N/A	N/A	N/A	N/A		
2019	None - Tax Expenditure	Qualified Supermarket Tax Incentive	Tax Exemption	Costco Wholesale Corporation	$386,341	2441 Market Street, NE	Ward 5	N/A	N/A	N/A	N/A	N/A	N/A	N/A	N/A	N/A	N/A	N/A	N/A	N/A	N/A	N/A	N/A	N/A	N/A		
2019	Department of Housing and Community Development	Housing Preservation Fund	HPF Loan	CRG Urban	$322,264	101 41 Street NE	Ward 7	N/A	N/A	6	5	0	1	0	0	ND	ND	ND	ND	ND	ND	N/A	N/A	N/A	Yes		
2019	Deputy Mayor for Planning and Economic Development	Legacy Business	Grant	Dance Institute of Washington, Inc.,	$125,000	3401 14th st NW	Ward 1	N/A	N/A	N/A	N/A	N/A	N/A	N/A	N/A	N/A	N/A	N/A	N/A	N/A	N/A	Dance Studi	Yes	N/A	N/A	of Washington will commence phase two of its state-of-the-art dance studios located in Columbia Heights, working to modernize and enhance its learning and work environments to meet the	

FY	Agency	Incentive Name	Incentive Type	Recipient Name	Incentive Amount	MAR Address of Investment	MAR_ Ward	Number of District Residents Employed	Number of CBEs	Total Affordable Units Produced or Preserved	30% AMI	50% AMI	60% AMI	80 % AMI	1 BRs	2 BRs	3 BRs	4+ BRs	Efficiency	SRO	Unknown BRs	Amenity Produced or Enhanced	Is recipient in compliance with District resident employment requirements?	CBE Compliant?	Affordable Housing Compliance? (Covenanted)	Additional Incentive Benefits	MAR_ID
2019	Deputy Mayor for Planning and Economic Development	Makerspace Marketplace Grant	Grant	Ronald Dixon	$250,000	2066 Rhode Island Ave, NE 20018	Ward 5	N/A	N/A	N/A	N/A	N/A	N/A	N/A	N/A	N/A	N/A	N/A	N/A	N/A	N/A	Enhanceme	N/A	N/A	N/A	Provide Funding to Makerspaces/ Marketplaces	
2019	None - Tax Expenditure	Tax Exemption	Tax Exemption	DAVID LLOYD KREEGER FOUNDATION	$272,705	2401 FOXHALL RD NW	Ward 3	N/A	N/A	N/A	N/A	N/A	N/A	N/A	N/A	N/A	N/A	N/A	N/A	N/A	N/A	N/A	N/A	N/A	N/A		
2019	None - Tax Expenditure	Real Property Tax Abatement	Tax Abatement	DC STADIUM LLC	$101,248	R ST SW	N/A	N/A	43	N/A	N/A	N/A	N/A	N/A	N/A	N/A	N/A	N/A	N/A	N/A	N/A	N/A	N/A	Yes	N/A		
2019	None - Tax Expenditure	Real Property Tax Abatement	Tax Abatement	DC STADIUM LLC	$1,459,222	1930 1ST ST SW	Ward 6	N/A	N/A	N/A	N/A	N/A	N/A	N/A	N/A	N/A	N/A	N/A	N/A	N/A	N/A	N/A	N/A	N/A	N/A		
2019	Deputy Mayor for Planning and Economic Development	Industrial Revenue Bond	Revenue Bond	DCI - Public Charter School	$51,365,000	3220 16th St NW	Ward 1	N/A	N/A	N/A	N/A	N/A	N/A	N/A	N/A	N/A	N/A	N/A	N/A	N/A	N/A	Constructio	N/A	N/A	N/A	Columbia International School (DCI) plans to renovate 135,000 square feet and build a 35,000 square foot STEAM and Gym addition on Building 11, Delano Hall, on the Walter Reed campus.	
2019	None - Tax Expenditure	Tax Exemption	Tax Exemption	Deanwood Hills LLC	$128,104	5201 Hayes ST NE	Ward 7	N/A	N/A	N/A	N/A	N/A	N/A	N/A	N/A	N/A	N/A	N/A	N/A	N/A	N/A	N/A	N/A	N/A	N/A		
2019	Deputy Mayor for Planning and Economic Development	Neighborhood Prosperity Fund	Grant	Banneker Ventures	$750,000	2313 Martin Luther King, Jr. Ave, SE	Ward 8	N/A	N/A	N/A	N/A	N/A	N/A	N/A	N/A	N/A	N/A	N/A	N/A	N/A	N/A	Commercial	N/A	N/A	N/A	NPF funding provides gap financing for commercial portions of projects	
2019	None - Tax Expenditure	Tax Exemption	Tax Exemption	Douglas Knoll Cooperative Limited Partnership	$92,342	3331 22nd St SE	Ward 8	N/A	N/A	N/A	N/A	N/A	N/A	N/A	N/A	N/A	N/A	N/A	N/A	N/A	N/A	N/A	N/A	N/A	N/A		
2019	None - Tax Expenditure	Tax Exemption	Tax Exemption	EAST RIVER PRESERVATION PARTNERS LLC	$100,091	305 37th St SE	Ward 7	N/A	N/A	N/A	N/A	N/A	N/A	N/A	N/A	N/A	N/A	N/A	N/A	N/A	N/A	N/A	N/A	N/A	N/A		
2019	None - Tax Expenditure	Tax Exemption	Tax Exemption	EDGEWOOD TERRACE ONE LLC	$245,214	0601 EDGEWOOD ST NE	Ward 5	N/A	N/A	N/A	N/A	N/A	N/A	N/A	N/A	N/A	N/A	N/A	N/A	N/A	N/A	N/A	N/A	N/A	N/A		

FY	Agency	Incentive Name	Incentive Type	Recipient Name	Incentive Amount	MAR Address of Investment	MAR_ Ward	Number of District Residents Employed	Number of CBEs	Total Affordable Units Produced or Preserved	30% AMI	50% AMI	60% AMI	80 % AMI	1 BRs	2 BRs	3 BRs	4+ BRs	Efficiency	SRO	Unknown BRs	Amenity Produced or Enhanced	Is recipient in compliance with District resident employment requirements?	CBE Compliant?	Affordable Housing Compliance? (Covenanted)	Additional Incentive Benefits	MAR_ID
2019	Deputy Mayor for Planning and Economic Development	Industrial Revenue Bond	Revenue Bond	Rocketship PCS	$28,075,000	2335 Raynolds Place SE	Ward 8	N/A	N/A	N/A	N/A	N/A	N/A	N/A	N/A	N/A	N/A	N/A	N/A	N/A	N/A	School Facili	N/A	N/A	N/A	project shall be comprised of (a) approximately $32,000,000 to finance, refinance, or reimburse all or a portion of Launchpad Development Company's cost of the acquisition of a facility located	
2019	None - Tax Expenditure	Qualified Supermarket Tax Incentive	Tax Exemption	FC 1212 LLC (Harris Teeter) 6	$536,816	401 M St. SE	Ward 6	N/A	N/A	N/A	N/A	N/A	N/A	N/A	N/A	N/A	N/A	N/A	N/A	N/A	N/A	N/A	N/A	N/A	N/A		
2019	None - Tax Expenditure	Tax Exemption	Tax Exemption	FHF I WOODLEY PARK LLC	$1,068,239	2701 CALVERT ST NW	Ward 3	N/A	N/A	N/A	N/A	N/A	N/A	N/A	N/A	N/A	N/A	N/A	N/A	N/A	N/A	N/A	N/A	N/A	N/A		
2019	Department of Insurance, Securities and Banking	District of Columbia Business Capital Program	Loan	First Choice Masonry, Inc.	$1,000,000	6708 Alexander Bell Drive, Suite 270, Columbia, Maryland 21046		100	N/A	N/A	N/A	N/A	N/A	N/A	N/A	N/A	N/A	N/A	N/A	N/A	N/A	N/A	N/A	N/A	N/A	Preservation of appreciceship program in masonry for primarily residents of Wards 7 & 8 and returning citizens.	
2019	Housing Finance Agency	HFA Revenue Bond	Revenue Bond	Stanton Housing LLC	$23,098,000	2395 Pomeroy Rd SE	Ward 8	1	12	121	13	108	0	0	60	59	2	0	0	0	0	N/A	In Progress	Partial - Und	Yes		
2019	None - Tax Expenditure	Tax Exemption	Tax Exemption	FORD'S THEATRE SOCIETY	$77,767	0514 10TH ST NW	Ward 2	N/A	N/A	N/A	N/A	N/A	N/A	N/A	N/A	N/A	N/A	N/A	N/A	N/A	N/A	N/A	N/A	N/A	N/A		
2019	Department of Housing and Community Development	Housing Production Trust Fund	HPTF Loan	Stanton Housing LLC	$17,688,687	2395 Pomeroy Rd SE	Ward 8	1	12	121	13	108	0	0	60	59	2	0	0	0	0	N/A	In Progress	Partial - Und	Yes		
2019	None - Tax Expenditure	Tax Exemption	Tax Exemption	FPE LP	$149,517	1350 - 1358 FAIRMONT ST NW	Ward 1	N/A	N/A	N/A	N/A	N/A	N/A	N/A	N/A	N/A	N/A	N/A	N/A	N/A	N/A	N/A	N/A	N/A	N/A		

FY	Agency	Incentive Name	Incentive Type	Recipient Name	Incentive Amount	MAR Address of Investment	MAR_ Ward	Number of District Residents Employed	Number of CBEs	Total Affordable Units Produced or Preserved	30% AMI	50% AMI	60% AMI	80 % AMI	1 BRs	2 BRs	3 BRs	4+ BRs	Efficiency	SRO	Unknown BRs	Amenity Produced or Enhanced	Is recipient in compliance with District resident employment requirements?	CBE Compliant?	Affordable Housing Compliance? (Covenanted)	Additional Incentive Benefits	MAR_ID
2019	Deputy Mayor for Planning and Economic Development	Industrial Revenue Bond	Revenue Bond	Friendship PCS	$17,200,000	6130 North Capitol St, NW	Ward 4	N/A	N/A	N/A	N/A	N/A	N/A	N/A	N/A	N/A	N/A	N/A	N/A	N/A	N/A	School Facili	N/A	N/A	N/A	these Bonds will be used to finance, refinance or reimburse the Borrower for certain costs associated with the acquisition, rehabilitation and renovation of the old Ideal PC school facilities located at 6130	
2019	None - Tax Expenditure	Tax Exemption	Tax Exemption	GALES PLACE ASSOCIATES LIMITED PARTNERSHIP	$98,392	1701 - 1713 BENNING RD NE	Ward 6	N/A	N/A	N/A	N/A	N/A	N/A	N/A	N/A	N/A	N/A	N/A	N/A	N/A	N/A	N/A	N/A	N/A	N/A		
2019	None - Tax Expenditure	Real Property Tax Abatement	Tax Abatement	GATEWAY MARKET LLC	$309,928	340 FLORIDA AVE NE	Ward 5	N/A	N/A	N/A	N/A	N/A	N/A	N/A	N/A	N/A	N/A	N/A	N/A	N/A	N/A	N/A	N/A	N/A	N/A		
2019	Housing Finance Agency	4% Low Income Housing Tax Credit	Tax Credit (Federal)	Stanton Housing LLC	$1,517,885	2395 Pomeroy Rd SE	Ward 8	1	12	121	13	108	0	0	60	59	2	0	0	0	0	N/A	In Progress	Partial - Und	Yes		
2019	None - Tax Expenditure	Tax Exemption	Tax Exemption	GLENN ARMS PRESERVATION LP	$92,701	2524 17TH ST NW	Ward 1	N/A	N/A	N/A	N/A	N/A	N/A	N/A	N/A	N/A	N/A	N/A	N/A	N/A	N/A	N/A	N/A	N/A	N/A		
2019	None - Tax Expenditure	Tax Exemption	Tax Exemption	GOLDEN RULE PLAZA INC	$490,839	1050 NEW JERSEY AV	Ward 6	N/A	N/A	N/A	N/A	N/A	N/A	N/A	N/A	N/A	N/A	N/A	N/A	N/A	N/A	N/A	N/A	N/A	N/A		
2019	Department of Housing and Community Development	9% Low Income Housing Tax Credit	Tax Credit (Federal)	Flaherty & Collins Development and Diane's House Ministries	$718,326	2619 Bladensburg Rd NE	Ward 5	N/A	N/A	42	39	3	0	0	0	7	0	0	35	0	0	N/A	N/A	N/A	Yes		
2019	None - Tax Expenditure	Tax Exemption	Tax Exemption	HILLWOOD ESTATE MUSEUM AND GARDENS	$658,496	4155 LINNEAN AVE NW	Ward 3	N/A	N/A	N/A	N/A	N/A	N/A	N/A	N/A	N/A	N/A	N/A	N/A	N/A	N/A	N/A	N/A	N/A	N/A		
2019	Deputy Mayor for Planning and Economic Development	Industrial Revenue Bond	Revenue Bond	Howard Center-Provident Group	$33,175,000	2225 Georgia Ave NW	Ward 1	N/A	N/A	N/A	N/A	N/A	N/A	N/A	N/A	N/A	N/A	N/A	N/A	N/A	N/A	Acquisition	Awaiting First Source Data	N/A	N/A		
2019	None - Tax Expenditure	Tax Exemption	Tax Exemption	ISRAEL SENIOR RESIDENCES LLC	$79,504	2401 WASHINGTON PL NE	Ward 5	N/A	N/A	N/A	N/A	N/A	N/A	N/A	N/A	N/A	N/A	N/A	N/A	N/A	N/A	N/A	N/A	N/A	N/A		
2019	None - Tax Expenditure	Tax Exemption	Tax Exemption	JAY STREET ASSOCIATES	$314,739	3712 - 3722 HAYES ST NE	Ward 7	N/A	N/A	N/A	N/A	N/A	N/A	N/A	N/A	N/A	N/A	N/A	N/A	N/A	N/A	N/A	N/A	N/A	N/A		

FY	Agency	Incentive Name	Incentive Type	Recipient Name	Incentive Amount	MAR Address of Investment	MAR_ Ward	Number of District Residents Employed	Number of CBEs	Total Affordable Units Produced or Preserved	30% AMI	50% AMI	60% AMI	80 % AMI	1 BRs	2 BRs	3 BRs	4+ BRs	Efficiency	SRO	Unknown BRs	Amenity Produced or Enhanced	Is recipient in compliance with District resident employment requirements?	CBE Compliant?	Affordable Housing Compliance? (Covenanted)	Additional Incentive Benefits	MAR_ID
2019	Department of Housing and Community Development	Housing Preservation Fund	HPF Loan	JDI	$1,250,000	410 Cedar Street, NW	Ward 4	N/A	N/A	24	0	0	0	6	6	ND	ND	ND	ND	ND	ND	N/A	N/A	N/A	Yes		
2019	None - Tax Expenditure	Real Property Tax Abatement	Tax Abatement	JMP APARTMENTS LLC	$1,425,403	1550 7TH ST NW	Ward 6	N/A	N/A	N/A	N/A	N/A	N/A	N/A	N/A	N/A	N/A	N/A	N/A	N/A	N/A	N/A	N/A	N/A	N/A		
2019	Department of Housing and Community Development	Housing Preservation Fund	HPF Loan	Jubilee	$425,000	1460 Euclid Street NW	Ward 1	N/A	N/A	33	5	2	3	0	0	ND	ND	ND	ND	ND	ND	N/A	N/A	N/A	Yes		
2019	Department of Housing and Community Development	Housing Production Trust Fund	HPTF Loan	Jubilee Euclid LLC	$100,000	1460 Euclid St NW	Ward 1	N/A	N/A	30	30	0	0	0	0	20	5	1	0	4	0	N/A	N/A	N/A	N/A		
2019	Department of Housing and Community Development	HOME Investment Partnerships Program	Grant (Federal)	Jubilee Housing Inc.	$1,500,000	1474 Columbia Rd NW	Ward 1	6	N/A	64	41	7	16	0	32	11	3	0	18	0	0	N/A	Yes	N/A	Yes		
2019	None - Tax Expenditure	Tax Exemption	Tax Exemption	Jubilee Housing Limited Partnership	$276,609	Jubilee Housing Residential	Ward 1	N/A	N/A	N/A	N/A	N/A	N/A	N/A	N/A	N/A	N/A	N/A	N/A	N/A	N/A	N/A	N/A	N/A	N/A		
2019	Housing Finance Agency	HFA Revenue Bond	Revenue Bond	Jubilee Maycroft Apartments L.P.	$3,312,263	1474 Columbia Rd NW	Ward 1	6	N/A	64	41	7	16	0	32	11	3	0	18	0	0	N/A	Yes	N/A	Yes		
2019	None - Tax Expenditure	Tax Exemption	Tax Exemption	JUBILEE MAYCROFT APARTMENTS LP	$202,966	1474 COLUMBIA RD NW Unit: 109	Ward 1	N/A	N/A	N/A	N/A	N/A	N/A	N/A	N/A	N/A	N/A	N/A	N/A	N/A	N/A	N/A	N/A	N/A	N/A		
2019	None - Tax Expenditure	Tax Exemption	Tax Exemption	KING HOUSING LLC	$310,812	1220 12th St NW	Ward 2	N/A	N/A	N/A	N/A	N/A	N/A	N/A	N/A	N/A	N/A	N/A	N/A	N/A	N/A	N/A	N/A	N/A	N/A		
2019	Deputy Mayor for Planning and Economic Development	Legacy Business	Grant	Lee's Flower and Card Shop, Inc	$250,000	1026 U st NW	Ward 1	N/A	N/A	N/A	N/A	N/A	N/A	N/A	N/A	N/A	N/A	N/A	N/A	N/A	N/A	Store Façad	Yes	Yes	N/A	and Card Shop Inc. is a locally owned family florist offering full-service custom floral arrangements, balloons, plants, and cards to the Washington, DC, Maryland, and Virginia areas. The shop is	
2019	None - Tax Expenditure	Tax Exemption	Tax Exemption	LINCOLN-WESTMORELAND HOUSING	$548,427	1726-1734 7TH ST NW	Ward 6	N/A	N/A	N/A	N/A	N/A	N/A	N/A	N/A	N/A	N/A	N/A	N/A	N/A	N/A	N/A	N/A	N/A	N/A		

FY	Agency	Incentive Name	Incentive Type	Recipient Name	Incentive Amount	MAR Address of Investment	MAR_ Ward	Number of District Residents Employed	Number of CBEs	Total Affordable Units Produced or Preserved	30% AMI	50% AMI	60% AMI	80 % AMI	1 BRs	2 BRs	3 BRs	4+ BRs	Efficiency	SRO	Unknown BRs	Amenity Produced or Enhanced	Is recipient in compliance with District resident employment requirements?	CBE Compliant?	Affordable Housing Compliance? (Covenanted)	Additional Incentive Benefits	MAR_ID
2019	None - Tax Expenditure	Real Property Tax Abatement	Tax Abatement	MANGER 8-10-34 TRUST PARTNERS LLC	$1,110,881	1331 L ST NW	Ward 2	N/A	N/A	N/A	N/A	N/A	N/A	N/A	N/A	N/A	N/A	N/A	N/A	N/A	N/A	N/A	N/A	N/A	N/A		
2019	Department of Housing and Community Development	Housing Preservation Fund	HPF Loan	MANNA	$1,150,000	1216-1218 Eastern Ave NE 20019; 5909 Clay St NE 20019; 4452-4456 B St SE 20019; 5050-5056 A St SE 20019; 516 60th St NE 20019; 5011 B St SE 20019; 5031 Bass Place SE 20019	Ward 7	N/A	N/A	137	134	3	0	0	0	ND	ND	ND	ND	ND	ND	N/A	N/A	N/A	Yes		
2019	Department of Housing and Community Development	Housing Preservation Fund	HPF Loan	MANNA	$975,000	NE, 20019; 5510 Nannie Helen Burroughs Ave, NE 20019; 5019 B Street, SE 20019; 5119 Astor Place, SE 20019; 5821 Field Place, NE 20019; 501 60th St NE 20019; 1106 Eastern Ave, NE 20019; 1206 Eastern Ave, NE 20019; 5029 B St, SE 20019; 5023	Ward 7	N/A	N/A	116	113	3	0	0	0	ND	ND	ND	ND	ND	ND	N/A	N/A	N/A	Yes		
2019	Department of Housing and Community Development	Housing Production Trust Fund	HPTF Loan	Manna, Inc.	$1,744,021	2200 Hunter Pl SE	Ward 8	2	N/A	10	0	2	0	8	0	0	10	0	0	0	0	N/A	Yes	N/A	Yes		
2019	None - Tax Expenditure	Tax Exemption	Tax Exemption	MASS PLACE APARTMENTS LLC	$383,379	1111 MASSACHUSETTS AVE NW	Ward 2	N/A	N/A	N/A	N/A	N/A	N/A	N/A	N/A	N/A	N/A	N/A	N/A	N/A	N/A	N/A	N/A	N/A	N/A		
2019	None - Tax Expenditure	Tax Exemption	Tax Exemption	MAYFAIR MANSIONS LIMITED PARTNERSHIP	$264,752	3720 - 3820 HAYES ST NE	Ward 7	N/A	N/A	N/A	N/A	N/A	N/A	N/A	N/A	N/A	N/A	N/A	N/A	N/A	N/A	N/A	N/A	N/A	N/A		
2019	Department of Housing and Community Development	Housing Preservation Fund	HPF Loan	MHP	$1,220,000	4419 3rd Street SE	Ward 8	N/A	N/A	394	0	0	394	0	0	ND	ND	ND	ND	ND	ND	N/A	N/A	N/A	Yes		

FY	Agency	Incentive Name	Incentive Type	Recipient Name	Incentive Amount	MAR Address of Investment	MAR_ Ward	Number of District Residents Employed	Number of CBEs	Total Affordable Units Produced or Preserved	30% AMI	50% AMI	60% AMI	80 % AMI	1 BRs	2 BRs	3 BRs	4+ BRs	Efficiency	SRO	Unknown BRs	Amenity Produced or Enhanced	Is recipient in compliance with District resident employment requirements?	CBE Compliant?	Affordable Housing Compliance? (Covenanted)	Additional Incentive Benefits	MAR_ID
2019	Housing Finance Agency	HFA Revenue Bond	Revenue Bond	Randle Hill LLC	$25,000,000	3300 6th St SE	Ward 8	N/A	N/A	195	20	127	28	20	35	##	2	0	4	0	0	N/A	N/A	DES Data	Yes		
2019	Department of Housing and Community Development	Housing Production Trust Fund	HPTF Loan	Randle Hill LLC	$13,000,000	3300 6th St SE	Ward 8	N/A	N/A	195	20	127	28	20	35	##	2	0	4	0	0	N/A	N/A	DES Data	Yes		
2019	None - Tax Expenditure	Tax Exemption	Tax Exemption	MILESTONE EAST CAPITOL 3 LLC	$79,925	3501 - 3547 EAST CAPITOL ST SE	Ward 7	N/A	N/A	N/A	N/A	N/A	N/A	N/A	N/A	N/A	N/A	N/A	N/A	N/A	N/A	N/A	N/A	N/A	N/A		
2019	Housing Finance Agency	4% Low Income Housing Tax Credit	Tax Credit (Federal)	Randle Hill LLC	$1,214,609	3300 6th St SE	Ward 8	N/A	N/A	195	20	127	28	20	35	##	2	0	4	0	0	N/A	N/A	DES Data	Yes		
2019	Deputy Mayor for Planning and Economic Development	Neighborhood Prosperity Fund	Grant	3451 Benning LLC	$750,000	3451 Benning Road, NE	Ward 7	N/A	N/A	N/A	N/A	N/A	N/A	N/A	N/A	N/A	N/A	N/A	N/A	N/A	N/A	Commercial	N/A	N/A	N/A	NPF funding providues gap financing for commercial portions of projects	
2019	Housing Finance Agency	HFA Revenue Bond	Revenue Bond	3500 East Cap Venture LLC	$18,600,000	3534 East Capitol St NE	Ward 7	0	26	95	5	90	0	0	23	60	12	0	0	0	0	N/A	In Progress	Partial - Und	Yes		
2019	Department of Housing and Community Development	Housing Production Trust Fund	HPTF Loan	3500 East Cap Venture LLC	$16,135,936	3534 East Capitol St NE	Ward 7	0	26	95	5	90	0	0	23	60	12	0	0	0	0	N/A	In Progress	Partial - Und	Yes		
2019	Housing Finance Agency	4% Low Income Housing Tax Credit	Tax Credit (Federal)	3500 East Cap Venture LLC	$1,274,245	3534 East Capitol St NE	Ward 7	9	26	95	5	90	0	0	23	60	12	0	0	0	0	N/A	In Progress	Partial - Und	Yes		
2019	None - Tax Expenditure	Real Property Tax Abatement	Tax Abatement	MOUNT VERNON DEVELOPMENT GROUP LLC	$105,515	950 3RD ST NW	Ward 6	N/A	N/A	N/A	N/A	N/A	N/A	N/A	N/A	N/A	N/A	N/A	N/A	N/A	N/A	N/A	N/A	N/A	N/A		
2019	Housing Finance Agency	HFA Revenue Bond	Revenue Bond	Milestone Senior 4% Owner, LLC	$5,500,000	3539 A St SE	Ward 7	N/A	14	60	15	45	0	0	45	7	0	0	8	0	0	N/A	N/A	No	Yes		
2019	Housing Finance Agency	4% Low Income Housing Tax Credit	Tax Credit (Federal)	Milestone Senior Owner 4% LLC	$484,957	3539 A St SE	Ward 7	N/A	14	60	15	45	0	0	45	7	0	0	8	0	0	N/A	N/A	No	Yes		

FY	Agency	Incentive Name	Incentive Type	Recipient Name	Incentive Amount	MAR Address of Investment	MAR_ Ward	Number of District Residents Employed	Number of CBEs	Total Affordable Units Produced or Preserved	30% AMI	50% AMI	60% AMI	80 % AMI	1 BRs	2 BRs	3 BRs	4+ BRs	Efficiency	SRO	Unknown BRs	Amenity Produced or Enhanced	Is recipient in compliance with District resident employment requirements?	CBE Compliant?	Affordable Housing Compliance? (Covenanted)	Additional Incentive Benefits	MAR_ID
2019	Department of Insurance, Securities and Banking	District of Columbia Business Capital Program	Loan	National Children's Museum	$1,000,000	1700 K st, NW	Ward 2	21	N/A	N/A	N/A	N/A	N/A	N/A	N/A	N/A	N/A	N/A	N/A	N/A	N/A	Developmer	N/A	N/A	N/A	commercial district gained an anchor cultural and scientific facility that can support Science, Technology, Engineering, Arts, and Mathematics education for City young people.	
2019	None - Tax Expenditure	Tax Exemption	Tax Exemption	National Community Reinvestment Coalition	$1,526,637	National Community Reinvestment Coalition	Ward 2	N/A	N/A	N/A	N/A	N/A	N/A	N/A	N/A	N/A	N/A	N/A	N/A	N/A	N/A	N/A	N/A	N/A	N/A		
2019	None - Tax Expenditure	Tax Exemption	Tax Exemption	NATIONAL MUSEUM WOMEN IN ARTS	$387,599	0801 13TH ST NW	Ward 6	N/A	N/A	N/A	N/A	N/A	N/A	N/A	N/A	N/A	N/A	N/A	N/A	N/A	N/A	N/A	N/A	N/A	N/A		
2019	Department of Housing and Community Development	Housing Preservation Fund	HPF Loan	NHP	$1,341,241	1915 Ridgecrest, SE	Ward 8	N/A	N/A	259	109	0	55	0	95	ND	ND	ND	ND	ND	ND	N/A	N/A	N/A	Yes		
2019	Deputy Mayor for Planning and Economic Development	Makerspace Marketplace Grant	Grant	Mary Blackford	$249,000	4020 Minnesota Ave, NE 20019	Ward 7	N/A	N/A	N/A	N/A	N/A	N/A	N/A	N/A	N/A	N/A	N/A	N/A	N/A	N/A	Enhanceme	N/A	N/A	N/A	Provide Funding to Makerspaces/ Marketplaces	
2019	Deputy Mayor for Planning and Economic Development	New Communities Initiative	Grant	NHP LLC	$1,500,000	1090 Vermont Ave NW Ste 400	Ward 2	N/A	N/A	N/A	N/A	N/A	N/A	N/A	N/A	N/A	N/A	N/A	N/A	N/A	N/A	N/A	N/A	N/A	N/A	N/A	
2019	None - Tax Expenditure	Real Property Tax Abatement	Tax Abatement	NOMA DEVELOPMENT LLC	$984,275	60 L ST NE	Ward 6	N/A	N/A	N/A	N/A	N/A	N/A	N/A	N/A	N/A	N/A	N/A	N/A	N/A	N/A	N/A	N/A	N/A	N/A		
2019	None - Tax Expenditure	Tax Exemption	Tax Exemption	NORTH CAPITOL AT PLYMOUTH INC	$111,065	5233 NORTH CAPITOL ST NE	Ward 5	N/A	N/A	N/A	N/A	N/A	N/A	N/A	N/A	N/A	N/A	N/A	N/A	N/A	N/A	N/A	N/A	N/A	N/A		
2019	None - Tax Expenditure	Tax Exemption	Tax Exemption	NORTHWEST COOPERATIVE HOMES	$115,627	1600 1ST ST NW	Ward 5	N/A	N/A	N/A	N/A	N/A	N/A	N/A	N/A	N/A	N/A	N/A	N/A	N/A	N/A	N/A	N/A	N/A	N/A		

FY	Agency	Incentive Name	Incentive Type	Recipient Name	Incentive Amount	MAR Address of Investment	MAR_ Ward	Number of District Residents Employed	Number of CBEs	Total Affordable Units Produced or Preserved	30% AMI	50% AMI	60% AMI	80 % AMI	1 BRs	2 BRs	3 BRs	4+ BRs	Efficiency	SRO	Unknown BRs	Amenity Produced or Enhanced	Is recipient in compliance with District resident employment requirements?	CBE Compliant?	Affordable Housing Compliance? (Covenanted)	Additional Incentive Benefits	MAR_ID
2019	Deputy Mayor for Planning and Economic Development	Legacy Business	Grant	Deane Avenue Cleaners	$125,000	4309 Nannie Helen Burroughs Ave. NE	Ward 7	N/A	N/A	N/A	N/A	N/A	N/A	N/A	N/A	N/A	N/A	N/A	N/A	N/A	N/A	Equipment I	N/A	N/A	N/A	Cleaners is looking to re-invent itself as a more efficient, environmentally friendly business. Dean Avenue Cleaners proposes to use the Legacy Business Grant funds to replace	
2019	None - Tax Expenditure	Tax Exemption	Tax Exemption	Parkside Terrace Development LLC	$306,224	3700 9th St SE	Ward 8	N/A	N/A	N/A	N/A	N/A	N/A	N/A	N/A	N/A	N/A	N/A	N/A	N/A	N/A	N/A	N/A	N/A	N/A		
2019	None - Tax Expenditure	Tax Exemption	Tax Exemption	PARKWAY OVERLOOK LP	$173,599	2835 - 2841 ROBINSON PL SE	Ward 8	N/A	N/A	N/A	N/A	N/A	N/A	N/A	N/A	N/A	N/A	N/A	N/A	N/A	N/A	N/A	N/A	N/A	N/A		
2019	Deputy Mayor for Planning and Economic Development	Neighborhood Prosperity Fund	Grant	441 Kennedy Street NW ACDC LLC	$250,000	441 Kennedy st, NW	Ward 4	N/A	N/A	N/A	N/A	N/A	N/A	N/A	N/A	N/A	N/A	N/A	N/A	N/A	N/A	Commercial	N/A	N/A	N/A	NPF funding providues gap financing for commercial portions of projects	
2019	None - Tax Expenditure	Tax Exemption	Tax Exemption	Paul Laurence Dunbar Apartments LP	$300,082	2001 15th St NW	Ward 1	N/A	N/A	N/A	N/A	N/A	N/A	N/A	N/A	N/A	N/A	N/A	N/A	N/A	N/A	N/A	N/A	N/A	N/A		
2019	None - Tax Expenditure	Tax Exemption	Tax Exemption	Pennsylvania Avenue Development Corporation	$1,599,772	PENNSYLVANIA AVE NW	Ward 6	N/A	N/A	N/A	N/A	N/A	N/A	N/A	N/A	N/A	N/A	N/A	N/A	N/A	N/A	N/A	N/A	N/A	N/A		
2019	Housing Finance Agency	HFA Revenue Bond	Revenue Bond	Petworth Station LP	$12,525,000	930 Randolph St NW	Ward 4	4	5	84	0	10	74	0	50	8	0	0	26	0	0	N/A	In Progress	Partial - Und	Yes		
2019	Department of Housing and Community Development	Housing Production Trust Fund	HPTF Loan	Petworth Station LP	$7,972,536	930 Randolph St NW	Ward 4	4	5	84	0	10	74	0	50	8	0	0	26	0	0	N/A	In Progress	Partial - Und	Yes		
2019	Housing Finance Agency	4% Low Income Housing Tax Credit	Tax Credit (Federal)	Petworth Station LP	$692,339	930 Randolph St NW	Ward 4	4	5	84	0	10	74	0	50	8	0	0	26	0	0	N/A	In Progress	Partial - Und	Yes		
2019	Deputy Mayor for Planning and Economic Development	Makerspace Marketplace Grant	Grant	Rockson Community Development Corporation	$249,000	4800 Nannie Helen Burroughs Ave, NE 20019	Ward 7	N/A	N/A	N/A	N/A	N/A	N/A	N/A	N/A	N/A	N/A	N/A	N/A	N/A	N/A	Enhanceme	N/A	N/A	N/A	Provide Funding to Makerspaces/ Marketplaces	
2019	None - Tax Expenditure	Tax Exemption	Tax Exemption	Phyllis Wheatley Redevelopment LLC	$144,793	901 Rhode Island Ave NW	Ward 6	N/A	N/A	N/A	N/A	N/A	N/A	N/A	N/A	N/A	N/A	N/A	N/A	N/A	N/A	N/A	N/A	N/A	N/A		
2019	None - Tax Expenditure	Tax Exemption	Tax Exemption	PLAZA WEST LLC	$545,161	1035 4TH ST NW	Ward 6	N/A	N/A	N/A	N/A	N/A	N/A	N/A	N/A	N/A	N/A	N/A	N/A	N/A	N/A	N/A	N/A	N/A	N/A		

FY	Agency	Incentive Name	Incentive Type	Recipient Name	Incentive Amount	MAR Address of Investment	MAR_ Ward	Number of District Residents Employed	Number of CBEs	Total Affordable Units Produced or Preserved	30% AMI	50% AMI	60% AMI	80 % AMI	1 BRs	2 BRs	3 BRs	4+ BRs	Efficiency	SRO	Unknown BRs	Amenity Produced or Enhanced	Is recipient in compliance with District resident employment requirements?	CBE Compliant?	Affordable Housing Compliance? (Covenanted)	Additional Incentive Benefits	MAR_ID
2019	Department of Insurance, Securities and Banking	District of Columbia Business Capital Program	Loan	Plenary Enterprises LLC	$80,000	2012 Rhode Island Ave, NE	Ward 5	6	1	N/A	N/A	N/A	N/A	N/A	N/A	N/A	N/A	N/A	N/A	N/A	N/A	Support Dev	N/A	N/A	N/A	Continuing development of Walter Reed complex as an economic ballast for upper Ward 4	
2019	Department of Insurance, Securities and Banking	District of Columbia Business Capital Program	Loan	Po Boy Jim LLC	$175,000	2012 Rhode Island Ave, NE	Ward 5	33	N/A	N/A	N/A	N/A	N/A	N/A	N/A	N/A	N/A	N/A	N/A	N/A	N/A	Restaurant I	N/A	N/A	N/A	Restaurant has been a keystone in the H Street revitalization; the new location that this financing supported has shored up the commercial zone in East Shaw.	
2019	None - Tax Expenditure	Tax Exemption	Tax Exemption	PORTNER FLATS LLC	$125,179	1440-1450 V ST NW	Ward 1	N/A	N/A	N/A	N/A	N/A	N/A	N/A	N/A	N/A	N/A	N/A	N/A	N/A	N/A	N/A	N/A	N/A	N/A		
2019	Housing Finance Agency	HFA Revenue Bond	Revenue Bond	Nannie Helen Owner, LLC	$19,500,000	5127 Nannie Helen Burroughs Ave NE	Ward 7	N/A	N/A	86	28	0	58	0	71	15	0	0	0	0	0	N/A	N/A	DES Data	Yes		
2019	Housing Finance Agency	4% Low Income Housing Tax Credit	Tax Credit (Federal)	Nannie Helen Owner, LLC	$1,277,614	5127 Nannie Helen Burroughs Ave NE	Ward 7	N/A	N/A	86	28	0	58	0	71	15	0	0	0	0	0	N/A	N/A	DES Data	Yes		
2019	Deputy Mayor for Planning and Economic Development	Neighborhood Prosperity Fund	Grant	NHP Foundation	$750,000	5131 Nannie Helen Burroughs Ave, NE	Ward 7	N/A	N/A	N/A	N/A	N/A	N/A	N/A	N/A	N/A	N/A	N/A	N/A	N/A	N/A	Commercial	N/A	N/A	N/A	NPF funding providues gap financing for commercial portions of projects	
2019	None - Tax Expenditure	Qualified Supermarket Tax Incentive	Tax Exemption	Safeway Inc. Cpts	$330,382	3830 Georgia Ave NW	Ward 4	N/A	N/A	N/A	N/A	N/A	N/A	N/A	N/A	N/A	N/A	N/A	N/A	N/A	N/A	N/A	N/A	N/A	N/A		
2019	None - Tax Expenditure	Qualified Supermarket Tax Incentive	Tax Exemption	Safeway Inc. Cpts #4202	$201,082	1747 Columbia Rd NW	Ward 1	N/A	N/A	N/A	N/A	N/A	N/A	N/A	N/A	N/A	N/A	N/A	N/A	N/A	N/A	N/A	N/A	N/A	N/A		
2019	None - Tax Expenditure	Tax Exemption	Tax Exemption	SAMUEL J SIMMONS NCBA ESTATES #1	$348,156	2801 14TH ST NW	Ward 1	N/A	N/A	N/A	N/A	N/A	N/A	N/A	N/A	N/A	N/A	N/A	N/A	N/A	N/A	N/A	N/A	N/A	N/A		
2019	None - Tax Expenditure	Tax Exemption	Tax Exemption	SAMUEL KELSEY REDEVELOPMENT LIMITED PARTNERSHIP	$455,051	3300 14TH ST NW	Ward 1	N/A	N/A	N/A	N/A	N/A	N/A	N/A	N/A	N/A	N/A	N/A	N/A	N/A	N/A	N/A	N/A	N/A	N/A		

FY	Agency	Incentive Name	Incentive Type	Recipient Name	Incentive Amount	MAR Address of Investment	MAR_ Ward	Number of District Residents Employed	Number of CBEs	Total Affordable Units Produced or Preserved	30% AMI	50% AMI	60% AMI	80 % AMI	1 BRs	2 BRs	3 BRs	4+ BRs	Efficiency	SRO	Unknown BRs	Amenity Produced or Enhanced	Is recipient in compliance with District resident employment requirements?	CBE Compliant?	Affordable Housing Compliance? (Covenanted)	Additional Incentive Benefits	MAR_ID
2019	None - Tax Expenditure	Tax Exemption	Tax Exemption	SECOND NW COOPERATIVE HME	$95,126	1301 - 1339 5TH ST NW	Ward 6	N/A	N/A	N/A	N/A	N/A	N/A	N/A	N/A	N/A	N/A	N/A	N/A	N/A	N/A	N/A	N/A	N/A	N/A		
2019	None - Tax Expenditure	Tax Exemption	Tax Exemption	SENIOR CITIZENS HOUSING DEVELOPMENT CORPORATION	$127,406	1325 UPSHUR ST NW	Ward 4	N/A	N/A	N/A	N/A	N/A	N/A	N/A	N/A	N/A	N/A	N/A	N/A	N/A	N/A	N/A	N/A	N/A	N/A		
2019	None - Tax Expenditure	Real Property Tax Abatement	Tax Abatement	SHF 1 14W LLC	$482,503	1325 W St NW	Ward 1	N/A	N/A	N/A	N/A	N/A	N/A	N/A	N/A	N/A	N/A	N/A	N/A	N/A	N/A	N/A	N/A	N/A	N/A		
2019	Housing Finance Agency	HFA Revenue Bond	Revenue Bond	Providence Place I LP	$19,700,000	601 50th St NE	Ward 7	N/A	N/A	93	35	0	58	0	52	30	8	3	0	0	0	N/A	N/A	N/A	Yes		
2019	Housing Finance Agency	4% Low Income Housing Tax Credit	Tax Credit (Federal)	Providence Place I LP	$1,555,375	601 50th St NE	Ward 7	N/A	N/A	93	35	0	58	0	52	30	8	3	0	0	0	N/A	N/A	N/A	Yes		
2019	Deputy Mayor for Planning and Economic Development	New Communities Initiative	Grant	Providence Place LP	$9,800,000	601 50th St NE	Ward 7	N/A	N/A	93	35	0	58	0	52	30	8	3	0	0	0	N/A	N/A	N/A	Yes		
2019	None - Tax Expenditure	Tax Exemption	Tax Exemption	STANDARD FCP VENTURE LP	$335,871	4200 - 4268 EAST CAPITOL ST NE	Ward 7	N/A	N/A	N/A	N/A	N/A	N/A	N/A	N/A	N/A	N/A	N/A	N/A	N/A	N/A	N/A	N/A	N/A	N/A		
2019	None - Tax Expenditure	Real Property Tax Abatement	Tax Abatement	STEUART H STREET LLC	$760,610	300 - 380 H ST NE - 360H	Ward 6	N/A	N/A	N/A	N/A	N/A	N/A	N/A	N/A	N/A	N/A	N/A	N/A	N/A	N/A	N/A	N/A	N/A	N/A		
2019	None - Tax Expenditure	Qualified Supermarket Tax Incentive	Tax Exemption	Steuart H Street LLC Steuart Investment (Giant)	$249,374	300 H St NE	Ward 6	N/A	N/A	N/A	N/A	N/A	N/A	N/A	N/A	N/A	N/A	N/A	N/A	N/A	N/A	N/A	N/A	N/A	N/A		
2019	None - Tax Expenditure	Tax Exemption	Tax Exemption	TAKOMA PLACE INVESTOR LLC	$109,401	6650 GEORGIA AVE NW	Ward 4	N/A	N/A	N/A	N/A	N/A	N/A	N/A	N/A	N/A	N/A	N/A	N/A	N/A	N/A	N/A	N/A	N/A	N/A		
2019	None - Tax Expenditure	Real Property Tax Abatement	Tax Abatement	T-C REPUBLIC SQUARE OWNER LLC	$5,225,116	25 MASSACHUSETTS AVE NW	Ward 6	N/A	N/A	N/A	N/A	N/A	N/A	N/A	N/A	N/A	N/A	N/A	N/A	N/A	N/A	N/A	N/A	N/A	N/A		
2019	Department of Housing and Community Development	Housing Production Trust Fund	HPTF Loan	The 5912 Missouri Avenue Tenants Association, Inc.	$3,459,372	5912 14th St NW	Ward 4	0	N/A	22	1	13	0	8	22	0	0	0	0	0	0	N/A	In Progress	N/A	Yes		
2019	None - Tax Expenditure	Real Property Tax Abatement	Tax Abatement	THE FLATS 130 DC RESIDENTIAL LLC	$1,754,068	130 M ST NE	Ward 6	N/A	N/A	N/A	N/A	N/A	N/A	N/A	N/A	N/A	N/A	N/A	N/A	N/A	N/A	N/A	N/A	N/A	N/A		
2019	None - Tax Expenditure	Real Property Tax Abatement	Tax Abatement	THE FLATS 140 DC RESIDENTIAL LLC	$652,535	140 M ST NE	Ward 6	N/A	N/A	N/A	N/A	N/A	N/A	N/A	N/A	N/A	N/A	N/A	N/A	N/A	N/A	N/A	N/A	N/A	N/A		
2019	None - Tax Expenditure	Qualified Supermarket Tax Incentive	Tax Exemption	The Flats DC Grocery LLC (Harris Teeter)	$480,243	1201 1st Street NE	Ward 6	N/A	N/A	N/A	N/A	N/A	N/A	N/A	N/A	N/A	N/A	N/A	N/A	N/A	N/A	N/A	N/A	N/A	N/A		
2019	Housing Finance Agency	HFA Revenue Bond	Revenue Bond	Takoma Place Investor, LLC	$18,125,000	6676 Georgia Ave NW	Ward 4	N/A	9	104	0	0	104	0	4	##	0	0	0	0	0	N/A	N/A	Partial - Und	Yes		

FY	Agency	Incentive Name	Incentive Type	Recipient Name	Incentive Amount	MAR Address of Investment	MAR_ Ward	Number of District Residents Employed	Number of CBEs	Total Affordable Units Produced or Preserved	30% AMI	50% AMI	60% AMI	80 % AMI	1 BRs	2 BRs	3 BRs	4+ BRs	Efficiency	SRO	Unknown BRs	Amenity Produced or Enhanced	Is recipient in compliance with District resident employment requirements?	CBE Compliant?	Affordable Housing Compliance? (Covenanted)	Additional Incentive Benefits	MAR_ID
2019	None - Tax Expenditure	Tax Exemption	Tax Exemption	The Freedom Forum Inc.	$5,601,306	555 Pennsylvania Ave NW	Ward 2	N/A	N/A	N/A	N/A	N/A	N/A	N/A	N/A	N/A	N/A	N/A	N/A	N/A	N/A	N/A	N/A	N/A	N/A		
2019	None - Tax Expenditure	Tax Exemption	Tax Exemption	THE MUSEUM OF THE BIBLE INC	$585,811	0300 D ST SW	Ward 6	N/A	N/A	N/A	N/A	N/A	N/A	N/A	N/A	N/A	N/A	N/A	N/A	N/A	N/A	N/A	N/A	N/A	N/A		
2019	None - Tax Expenditure	Tax Exemption	Tax Exemption	THE PEW CHARITABLE TRUSTS	$1,165,021	901 E ST NW	Ward 2	N/A	N/A	N/A	N/A	N/A	N/A	N/A	N/A	N/A	N/A	N/A	N/A	N/A	N/A	N/A	N/A	N/A	N/A		
2019	None - Tax Expenditure	Tax Exemption	Tax Exemption	THE REALTY ASSOCIATES FUND X LP	$274,777	850 QUINCY ST NW	Ward 4	N/A	N/A	N/A	N/A	N/A	N/A	N/A	N/A	N/A	N/A	N/A	N/A	N/A	N/A	N/A	N/A	N/A	N/A		
2019	None - Tax Expenditure	Tax Exemption	Tax Exemption	THE STUDIO THEATRE INC	$186,357	1501 - 1509 14TH ST NW	Ward 2	N/A	N/A	N/A	N/A	N/A	N/A	N/A	N/A	N/A	N/A	N/A	N/A	N/A	N/A	N/A	N/A	N/A	N/A		
2019	None - Tax Expenditure	Tax Exemption	Tax Exemption	THEA HARMAN CENTER LLC	$999,324	620 F ST NW	Ward 2	N/A	N/A	N/A	N/A	N/A	N/A	N/A	N/A	N/A	N/A	N/A	N/A	N/A	N/A	N/A	N/A	N/A	N/A		
2019	None - Tax Expenditure	Tax Exemption	Tax Exemption	TYLER HOUSE ASSOCIATES 95 L.P.	$785,289	1200 NORTH CAPITOL ST NW	Ward 6	N/A	N/A	N/A	N/A	N/A	N/A	N/A	N/A	N/A	N/A	N/A	N/A	N/A	N/A	N/A	N/A	N/A	N/A		
2019	None - Tax Expenditure	Real Property Tax Abatement	Tax Abatement	UNION PLACE PHASE I LLC	$1,327,627	250 K ST NE	Ward 6	N/A	N/A	N/A	N/A	N/A	N/A	N/A	N/A	N/A	N/A	N/A	N/A	N/A	N/A	N/A	N/A	N/A	N/A		
2019	None - Tax Expenditure	Real Property Tax Abatement	Tax Abatement	UNIZO REAL ESTATE DC THREE LLC	$2,702,977	820 1ST ST NE	Ward 6	N/A	N/A	N/A	N/A	N/A	N/A	N/A	N/A	N/A	N/A	N/A	N/A	N/A	N/A	N/A	N/A	N/A	N/A		
2019	Deputy Mayor for Planning and Economic Development	Neighborhood Prosperity Fund	Grant	Dantes Partners	$150,000	809 – 813 Kennedy st, NW	Ward 4	N/A	N/A	N/A	N/A	N/A	N/A	N/A	N/A	N/A	N/A	N/A	N/A	N/A	N/A	Commercial	N/A	N/A	N/A	NPF funding providues gap financing for commercial portions of projects	
2019	None - Tax Expenditure	Tax Exemption	Tax Exemption	VIEW 14 INVESTMENTS LLC	$927,354	2305 14TH ST NW	Ward 1	N/A	N/A	N/A	N/A	N/A	N/A	N/A	N/A	N/A	N/A	N/A	N/A	N/A	N/A	N/A	N/A	N/A	N/A		
2019	Department of Housing and Community Development	Housing Preservation Fund	HPF Loan	W.C. Smith	$700,000	2719 Douglas Place SE	Ward 8	N/A	N/A	61	28	0	0	0	33	ND	ND	ND	ND	ND	ND	N/A	N/A	N/A	Yes		
2019	None - Tax Expenditure	Tax Exemption	Tax Exemption	WASHINGTON CHINATOWN DEVELOPMENT COMPANY	$394,101	800 6TH ST NW	Ward 2	N/A	N/A	N/A	N/A	N/A	N/A	N/A	N/A	N/A	N/A	N/A	N/A	N/A	N/A	N/A	N/A	N/A	N/A		
2019	None - Tax Expenditure	Qualified Supermarket Tax Incentive	Tax Exemption	WASHINGTON CONVENTION AND SPORTS AUTHORITY	$2,032,066	801 Mt Vernon Pl NW	Ward 2	N/A	N/A	N/A	N/A	N/A	N/A	N/A	N/A	N/A	N/A	N/A	N/A	N/A	N/A	N/A	N/A	N/A	N/A		
2019	None - Tax Expenditure	Real Property Tax Abatement	Tax Abatement	WASHINGTON GATEWAY APARTMENTS VENTURE LLC	$2,328,888	100 FLORIDA AVE NE	Ward 5	N/A	N/A	N/A	N/A	N/A	N/A	N/A	N/A	N/A	N/A	N/A	N/A	N/A	N/A	N/A	N/A	N/A	N/A		

FY	Agency	Incentive Name	Incentive Type	Recipient Name	Incentive Amount	MAR Address of Investment	MAR_ Ward	Number of District Residents Employed	Number of CBEs	Total Affordable Units Produced or Preserved	30% AMI	50% AMI	60% AMI	80 % AMI	1 BRs	2 BRs	3 BRs	4+ BRs	Efficiency	SRO	Unknown BRs	Amenity Produced or Enhanced	Is recipient in compliance with District resident employment requirements?	CBE Compliant?	Affordable Housing Compliance? (Covenanted)	Additional Incentive Benefits	MAR_ID
2019	Department of Housing and Community Development	Housing Preservation Fund	HPF Loan	Wesley Housing	$1,250,000	5000 & 5040 New Hampshire Avenue NW	Ward 4	N/A	N/A	53	0	0	0	53	0	ND	ND	ND	ND	ND	ND	N/A	N/A	N/A	Yes		
2019	None - Tax Expenditure	Tax Exemption	Tax Exemption	WOMANS NATL DEMOCRATIC CLUB	$127,069	1526 NEW HAMPSHIRE AVE NW	Ward 2	N/A	N/A	N/A	N/A	N/A	N/A	N/A	N/A	N/A	N/A	N/A	N/A	N/A	N/A	N/A	N/A	N/A	N/A		
2019	None - Tax Expenditure	Tax Exemption	Tax Exemption	WOODMONT CROSSING INVESTOR LLC	$149,428	2321 GOOD HOPE CT SE	Ward 8	N/A	N/A	N/A	N/A	N/A	N/A	N/A	N/A	N/A	N/A	N/A	N/A	N/A	N/A	N/A	N/A	N/A	N/A		
2019	Deputy Mayor for Planning and Economic Development	New Communities Initiative	Grant	Far SE Family Strengthening Collaborative	$515,000	2041 MARTIN LUTHER KING JR AVENUE SE	Ward 8																				278056
2020	None - Tax Expenditure	Qualified Supermarket Tax Incentive	Tax Exemption	YES ORGANIC	$132,590	2323 PENNSYLVANIA AVENUE SE	Ward 7	0																			
2020	None - Tax Expenditure	Real Property Tax Abatement	Tax Abatement		$132,590	2323 PENNSYLVANIA AVENUE SE	Ward 7	0																			
2020	Department of Housing and Community Development	Housing Production Trust Fund	Pre-Development	Manna, Inc.	$100,000	3800 SOUTH CAPITOL STREET SE	Ward 8	0		48																	
2020	Department of Housing and Community Development	Housing Production Trust Fund	Under Construction	800 Southern Ave, LLC	$20,223,584	800 SOUTHERN AVENUE SE	Ward 8	0		334	10	142	158	24	##	##	3		4								
2020	Housing Finance Agency	HFA Revenue Bond	Revenue Bond	Vesta	$41,690,000	800 SOUTHERN AVENUE SE	Ward 8	0		336	10	132	171	23													
2020	None - Tax Expenditure	Real Property Tax Abatement	Tax Abatement		$128,652	2700 CONNECTICUT AVENUE NW	Ward 3	0																			
2020	None - Tax Expenditure	Qualified Supermarket Tax Incentive	Tax Exemption	SAFEWAY	$349,565	3830 GEORGIA AVENUE NW	Ward 4	0																			
2020	Department of Housing and Community Development	Housing Production Trust Fund	N/A	Mi Casa, Inc.	$100,000	10 Q STREET NW	Ward 5	0		24					6	13	5										
2020	Housing Finance Agency	HFA Revenue Bond	Revenue Bond	Redwood Housing	$72,400,000	2549 ELVANS ROAD SE	Ward 8	0		398				0													
2020	Deputy Mayor for Planning and Economic Development	Industrial Revenue Bond	Revenue Bond	KIPP DC	$65,000,000	3301 WHEELER ROAD SE	Ward 8	0																			

FY	Agency	Incentive Name	Incentive Type	Recipient Name	Incentive Amount	MAR Address of Investment	MAR_ Ward	Number of District Residents Employed	Number of CBEs	Total Affordable Units Produced or Preserved	30% AMI	50% AMI	60% AMI	80 % AMI	1 BRs	2 BRs	3 BRs	4+ BRs	Efficiency	SRO	Unknown BRs	Amenity Produced or Enhanced	Is recipient in compliance with District resident employment requirements?	CBE Compliant?	Affordable Housing Compliance? (Covenanted)	Additional Incentive Benefits	MAR_ID
2020	None - Tax Expenditure	Real Property Tax Abatement	Tax Abatement		$5,028,122	25 MASSACHUSETTS AVENUE NW	Ward 6	0																			
2020	None - Tax Expenditure	Real Property Tax Abatement	Tax Abatement		$1,020,151	100 FLORIDA AVENUE NE	Ward 5	0																			
2020	None - Tax Expenditure	Real Property Tax Abatement	Tax Abatement		$1,492,280	1015 HALF STREET SE	Ward 6	0																			
2020	Deputy Mayor for Planning and Economic Development	Neighborhood Prosperity Fund	Grant	THE NHP FOUNDATION	$1,700,000	1090 VERMONT AVENUE NW	Ward 2	0																			
2020	None - Tax Expenditure	Real Property Tax Abatement	Tax Abatement		$645,034	340 FLORIDA AVENUE NE	Ward 5	0																			
2020	Deputy Mayor for Planning and Economic Development	Neighborhood Prosperity Fund	Grant	WASHINGTON AREA COMMUNITY	$5,000,000	1495 F STREET NW	Ward 2	0																			
2020	Deputy Mayor for Planning and Economic Development	Neighborhood Prosperity Fund	Grant	WASHINGTON AREA COMMUNITY	$600,000	2012 RHODE ISLAND AVENUE NE	Ward 5	0																			
2020	Department of Housing and Community Development	Housing Production Trust Fund	Under Construction	Spring Flats family LLC	$10,371,626	1125 SPRING ROAD NW	Ward 4	0		58	9	49	0	0	28	14	16										
2020	Department of Housing and Community Development	Housing Production Trust Fund	Under Construction	Spring Flats Senior 4, LLC.	$3,506,854	1125 SPRING ROAD NW	Ward 4	0	9	43	16	27	0	0	36	7											
2020	Department of Housing and Community Development	Housing Production Trust Fund	Under Construction	Spring Flats Senior 9 LLC	$826,062	1125 SPRING ROAD NW	Ward 4	0		45	14	17	14	0	39	6											
2020	Housing Finance Agency	HFA Revenue Bond	Revenue Bond	Victory, Brinshore, B of A CDC	$7,092,600	1125 SPRING ROAD NW	Ward 4	0		43	16	27															
2020	Housing Finance Agency	HFA Revenue Bond	Revenue Bond	Victory, Brinshore, B of A CDC	$19,114,000	1125 SPRING ROAD NW	Ward 4	0		58	9	49															
2020	None - Tax Expenditure	Qualified Supermarket Tax Incentive	Tax Exemption	GIANT	$404,023	1400 7TH STREET NW	Ward 6	0																			
2020	Deputy Mayor for Planning and Economic Development	Land Disposition Agreement	Land Disposition	St. Elizabeths Parcel 17	$3,204,936	1205 ALABAMA AVENUE SE	Ward 8	0	6																		

FY	Agency	Incentive Name	Incentive Type	Recipient Name	Incentive Amount	MAR Address of Investment	MAR_ Ward	Number of District Residents Employed	Number of CBEs	Total Affordable Units Produced or Preserved	30% AMI	50% AMI	60% AMI	80 % AMI	1 BRs	2 BRs	3 BRs	4+ BRs	Efficiency	SRO	Unknown BRs	Amenity Produced or Enhanced	Is recipient in compliance with District resident employment requirements?	CBE Compliant?	Affordable Housing Compliance? (Covenanted)	Additional Incentive Benefits	MAR_ID
2020	Deputy Mayor for Planning and Economic Development	Industrial Revenue Bond	Revenue Bond	Brookings Institution	$45,000,000	1780 MASSACHUSETTS AVENUE NW	Ward 2	0																			
2020	Deputy Mayor for Planning and Economic Development	Industrial Revenue Bond	Revenue Bond	Vital Voices	$27,215,000	1509 16TH STREET NW	Ward 2	0																			
2020	Department of Housing and Community Development	Housing Preservation Fund	HPF Loan	1400 Aspen Street Tenants Association	$965,366	1400 ASPEN STREET NW	Ward 4	0		30	5	13		12													
2020	Deputy Mayor for Planning and Economic Development	Real Estate Development	Grant	GALA HISPANIC THEATER	$1,000,000	2437 15TH STREET NW	Ward 1	0																			
2020	None - Tax Expenditure	Real Property Tax Abatement	Tax Abatement		$868,767	2437 15TH STREET NW	Ward 1	0																			
2020	None - Tax Expenditure	Real Property Tax Abatement	Tax Abatement		$2,657,821	820 1ST STREET NE	Ward 6	0																			
2020	None - Tax Expenditure	Real Property Tax Abatement	Tax Abatement		$766,176	300 H STREET NE	Ward 6	0																			
2020	Department of Housing and Community Development	Housing Production Trust Fund	N/A	Institute of Urban Living dba Hyacinth's Place	$100,000	3233 15TH PLACE SE	Ward 8	0		50																	
2020	Department of Housing and Community Development	Housing Production Trust Fund	Under Construction	Anacostia Gardens Owner, LLC	$9,803,105	3600 ELY PLACE SE	Ward 7	0		99	0	9	90	0	36	49	14										
2020	Housing Finance Agency	HFA Revenue Bond	Revenue Bond	NHPF	$13,850,000	3600 ELY PLACE SE	Ward 7	0		100		9	91														
2020	Department of Housing and Community Development	Housing Production Trust Fund	N/A		$366,070	22 ATLANTIC STREET SE	Ward 8	0		15																	
2020	None - Tax Expenditure	Real Property Tax Abatement	Tax Abatement		$792,420	4000 MASSACHUSETTS AVENUE NW	Ward 3	0																			
2020	Department of Housing and Community Development	Housing Production Trust Fund	Under Construction	Anchor Preservation LLC.	$4,518,213	410 CEDAR STREET NW	Ward 4	0		30	3	0	23	4	15	14	1										

FY	Agency	Incentive Name	Incentive Type	Recipient Name	Incentive Amount	MAR Address of Investment	MAR_ Ward	Number of District Residents Employed	Number of CBEs	Total Affordable Units Produced or Preserved	30% AMI	50% AMI	60% AMI	80 % AMI	1 BRs	2 BRs	3 BRs	4+ BRs	Efficiency	SRO	Unknown BRs	Amenity Produced or Enhanced	Is recipient in compliance with District resident employment requirements?	CBE Compliant?	Affordable Housing Compliance? (Covenanted)	Additional Incentive Benefits	MAR_ID
2020	Department of Housing and Community Development	Housing Production Trust Fund	Under Construction	Kennedy Street Community Partners, LLC	$15,810,048	809 KENNEDY STREET NW	Ward 4	0		38	3	35	0	0	37				1								
2020	Housing Finance Agency	HFA Revenue Bond	Revenue Bond	Dantes Partners & Gilbane	$8,200,000	809 KENNEDY STREET NW	Ward 4	0		38	3	35															
2020	None - Tax Expenditure	Real Property Tax Abatement	Tax Abatement		$894,748	1325 W STREET NW	Ward 1	0																			
2020	Deputy Mayor for Planning and Economic Development	Industrial Revenue Bond	Revenue Bond	Trinity College	$25,210,000	125 MICHIGAN AVENUE NE	Ward 5	0																			
2020	None - Tax Expenditure	Real Property Tax Abatement	Tax Abatement		$1,459,222	1930 1ST STREET SW	Ward 6	0																			
2020	None - Tax Expenditure	Real Property Tax Abatement	Tax Abatement		$1,873,948	1160 1ST STREET NE	Ward 6	0																			
2020	Deputy Mayor for Planning and Economic Development	Real Estate Development	Grant	CHECK IT ENTERPRISES LLC	$2,000,000	1920 MARTIN LUTHER KING JR AVENUE SE	Ward 8	0																			
2020	Department of Housing and Community Development	Housing Preservation Fund	HPF Loan	MANNA	$337,500	1711 28TH STREET SE	Ward 7	0		19				19													
2020	Department of Housing and Community Development	Housing Production Trust Fund	N/A	Manna, Inc.	$100,000	2530 PARK PLACE SE	Ward 7	0		21					21												
2020	Housing Finance Agency	HFA Revenue Bond	Revenue Bond	Capital Realty Group	$21,500,000	3225 23RD STREET SE	Ward 8	0		190		124	66														
2020	Deputy Mayor for Planning and Economic Development	Industrial Revenue Bond	Revenue Bond	Washington Latin PCS	$14,500,000	5200 2ND STREET NW	Ward 4	0																			
2020	Deputy Mayor for Planning and Economic Development	Industrial Revenue Bond	Revenue Bond	St Paul on 4th	$25,275,000	3015 4TH STREET NE	Ward 5	0																			
2020	Deputy Mayor for Planning and Economic Development	Industrial Revenue Bond	Revenue Bond	St Paul on 4th St	$25,275,000	3015 4TH STREET NE	Ward 5	0																			

FY	Agency	Incentive Name	Incentive Type	Recipient Name	Incentive Amount	MAR Address of Investment	MAR_ Ward	Number of District Residents Employed	Number of CBEs	Total Affordable Units Produced or Preserved	30% AMI	50% AMI	60% AMI	80 % AMI	1 BRs	2 BRs	3 BRs	4+ BRs	Efficiency	SRO	Unknown BRs	Amenity Produced or Enhanced	Is recipient in compliance with District resident employment requirements?	CBE Compliant?	Affordable Housing Compliance? (Covenanted)	Additional Incentive Benefits	MAR_ID
2020	Department of Housing and Community Development	Housing Production Trust Fund	N/A	Mary's House for Older Adults, Inc.	$100,000	401 ANACOSTIA ROAD SE	Ward 7	0		15									15								
2020	Department of Housing and Community Development	Housing Production Trust Fund	Under Construction	1100 Eastern LLC	$11,387,395	1100 EASTERN AVENUE NE	Ward 7	0		63	13	50	0	0	30	2	16	4	11								
2020	Housing Finance Agency	HFA Revenue Bond	Revenue Bond	Neighborhood Development Company	$13,900,000	1100 EASTERN AVENUE NE	Ward 7	0		63	13	50															
2020	Deputy Mayor for Planning and Economic Development	WRAMC Redevelopment	Grant	THE PARKS AT WALTER REED (TPWR) DEVELOPER, LLC	$877,433	555 13TH STREET NW	Ward 2	31	14																		
2020	Department of Housing and Community Development	Housing Production Trust Fund	Under Construction	Hope Cooperative Association	$5,456,468	1445 SPRING ROAD NW	Ward 4	0		13	6	4	0	1	13												
2020	None - Tax Expenditure	Qualified Supermarket Tax Incentive	Tax Exemption	ALDI	$171,121	901 17TH STREET NE	Ward 5	0																			
2020	Deputy Mayor for Planning and Economic Development	Land Disposition Agreement	Land Disposition	The Hartley (Walter Reed Building IJ)	$183,926	6900 GEORGIA AVENUE NW	Ward 4	0																			
2020	None - Tax Expenditure	Real Property Tax Abatement	Tax Abatement		$701,009	140 M STREET NE	Ward 6	0																			
2020	Deputy Mayor for Planning and Economic Development	Industrial Revenue Bond	Revenue Bond	Public Foundation Welfare	$12,100,000	1200 U STREET NW	Ward 1	0																			
2020	Deputy Mayor for Planning and Economic Development	Industrial Revenue Bond	Revenue Bond	Hospital for Sick Children	$8,475,000	1731 BUNKER HILL ROAD NE	Ward 5	0																			
2020	Deputy Mayor for Planning and Economic Development	Neighborhood Prosperity Fund	Grant	MUKI'S MARKET	$100,000	4403 BOWEN ROAD SE	Ward 7	0																			
2020	Department of Housing and Community Development	Housing Production Trust Fund	Under Construction	TM-DBT LP	$13,877,898	1550 1ST STREET SW	Ward 6	0		76	16	60	0	0	48	19		9									
2020	Housing Finance Agency	HFA Revenue Bond	Revenue Bond	TM Associates	$21,600,000	1550 1ST STREET SW	Ward 6	0		76	16	60															

FY	Agency	Incentive Name	Incentive Type	Recipient Name	Incentive Amount	MAR Address of Investment	MAR_ Ward	Number of District Residents Employed	Number of CBEs	Total Affordable Units Produced or Preserved	30% AMI	50% AMI	60% AMI	80 % AMI	1 BRs	2 BRs	3 BRs	4+ BRs	Efficiency	SRO	Unknown BRs	Amenity Produced or Enhanced	Is recipient in compliance with District resident employment requirements?	CBE Compliant?	Affordable Housing Compliance? (Covenanted)	Additional Incentive Benefits	MAR_ID
2020	Department of Housing and Community Development	Housing Preservation Fund	HPF Loan	Dantes Partners	$1,100,000	4236 4TH STREET SE	Ward 8	0		126	4	64	26	1													
2020	Department of Housing and Community Development	Housing Production Trust Fund	Under Construction	Scattered Site III LLC	$11,407,761	1338 R STREET NW	Ward 2	0		87	87	0	0	0					87								
2020	Housing Finance Agency	HFA Revenue Bond	Revenue Bond	SOME	$17,300,000	1338 R STREET NW	Ward 2	0		89	87																
2020	None - Tax Expenditure	Real Property Tax Abatement	Tax Abatement		$113,798	5432 CONNECTICUT AVENUE NW	Ward 3	0																			
2020	None - Tax Expenditure	Real Property Tax Abatement	Tax Abatement		$365,750	150 Q STREET NE	Ward 5	0																			
2020	None - Tax Expenditure	Real Property Tax Abatement	Tax Abatement		$101,248		Ward 2	0																			
2020	Department of Housing and Community Development	Housing Preservation Fund	HPF Loan	MED Developers	$1,159,992	2384 CHAMPLAIN STREET NW	Ward 1	0		30				30													
2020	None - Tax Expenditure	Real Property Tax Abatement	Tax Abatement		$757,421	151 Q STREET NE	Ward 5	0																			
2020	None - Tax Expenditure	Real Property Tax Abatement	Tax Abatement		$723,503	2 M STREET NE	Ward 6	0																			
2020	None - Tax Expenditure	Real Property Tax Abatement	Tax Abatement		$661,235	250 K STREET NE	Ward 6	0																			
2020	None - Tax Expenditure	Real Property Tax Abatement	Tax Abatement		$1,698,744	130 M STREET NE	Ward 6	0																			
2020	None - Tax Expenditure	Real Property Tax Abatement	Tax Abatement		$1,354,533	55 M STREET NE	Ward 6	0																			
2020	Deputy Mayor for Planning and Economic Development	Land Disposition Agreement	Land Disposition	MLK Gateway	$200,000	1909 MARTIN LUTHER KING JR AVENUE SE	Ward 8	0	2																		
2020	None - Tax Expenditure	Real Property Tax Abatement	Tax Abatement		$427,117	1805 7TH STREET NW	Ward 1	0																			
2020	None - Tax Expenditure	Qualified Supermarket Tax Incentive	Tax Exemption	COSTCO	$400,723	2441 MARKET STREET NE	Ward 5	0																			

FY	Agency	Incentive Name	Incentive Type	Recipient Name	Incentive Amount	MAR Address of Investment	MAR_ Ward	Number of District Residents Employed	Number of CBEs	Total Affordable Units Produced or Preserved	30% AMI	50% AMI	60% AMI	80 % AMI	1 BRs	2 BRs	3 BRs	4+ BRs	Efficiency	SRO	Unknown BRs	Amenity Produced or Enhanced	Is recipient in compliance with District resident employment requirements?	CBE Compliant?	Affordable Housing Compliance? (Covenanted)	Additional Incentive Benefits	MAR_ID
2020	None - Tax Expenditure	Real Property Tax Abatement	Tax Abatement		$199,649	77 H STREET NW	Ward 6	0																			
2020	None - Tax Expenditure	Real Property Tax Abatement	Tax Abatement		$2,335,146	1550 7TH STREET NW	Ward 6	0																			
2020	Department of Housing and Community Development	Housing Production Trust Fund	Pre-Development	Wesley Hawaii LLC	$100,000	1 HAWAII AVENUE NE	Ward 5	0		70																	
2020	Department of Housing and Community Development	Housing Production Trust Fund	N/A	North Capitol Commons, LP	$500,000	1005 NORTH CAPITOL STREET NE	Ward 6	0		124									124								
2020	Deputy Mayor for Planning and Economic Development	African-American Civil War Museum Grant Implementation Amendment Act of 2018	Grant	AFRICAN-AMERICAN CIVIL WAR	$500,000	1925 VERMONT AVENUE NW	Ward 1	0																			
2020	None - Tax Expenditure	Real Property Tax Abatement	Tax Abatement		$234,169	600 KENILWORTH TERRACE NE	Ward 7	0																			
2020	None - Tax Expenditure	Real Property Tax Abatement	Tax Abatement		$984,275	60 L STREET NE	Ward 6	0																			
2020	Department of Housing and Community Development	Housing Production Trust Fund	Under Construction	PB HanTiv Owner LLC	$9,700,125	4811 NORTH CAPITOL STREET NE	Ward 5	0		90	8	29	53	0	49	33	8										
2020	Housing Finance Agency	HFA Revenue Bond	Revenue Bond	Manna, TM Associates, EquityPlus	$16,900,000	4811 NORTH CAPITOL STREET NE	Ward 5	0		90	8	29	53														
2020	Deputy Mayor for Planning and Economic Development	Land Disposition Agreement	Land Disposition	Ft Totten Triangle	$2,000,000	5581 SOUTH DAKOTA AVENUE NE	Ward 4	0																			
2020	None - Tax Expenditure	Real Property Tax Abatement	Tax Abatement		$545,116	200 Q STREET NE	Ward 5	0																			
2020	None - Tax Expenditure	Real Property Tax Abatement	Tax Abatement		$90,341	371 MORSE STREET NE	Ward 5	0																			
2020	None - Tax Expenditure	Real Property Tax Abatement	Tax Abatement		$1,484,115	700 L'ENFANT PLAZA SW	Ward 6	0																			

FY	Agency	Incentive Name	Incentive Type	Recipient Name	Incentive Amount	MAR Address of Investment	MAR_ Ward	Number of District Residents Employed	Number of CBEs	Total Affordable Units Produced or Preserved	30% AMI	50% AMI	60% AMI	80 % AMI	1 BRs	2 BRs	3 BRs	4+ BRs	Efficiency	SRO	Unknown BRs	Amenity Produced or Enhanced	Is recipient in compliance with District resident employment requirements?	CBE Compliant?	Affordable Housing Compliance? (Covenanted)	Additional Incentive Benefits	MAR_ID
2020	Housing Finance Agency	HFA Revenue Bond	Revenue Bond	The Foundation, Gragg Cardona, Carding Group	$58,000,000	1650 KENILWORTH AVENUE NE	Ward 7	0		157	0	0	157	0													
2020	Department of Housing and Community Development	Housing Production Trust Fund	Pre-Development	Minnesota and 27th SE LLC	$6,427,352	1327 27TH STREET SE	Ward 7	0		26	0	12	6	8			24		2								
2020	Department of Housing and Community Development	Housing Production Trust Fund	N/A		$1,937,575	881 3RD STREET NW	Ward 6	0		71					56	7			8								
2020	Deputy Mayor for Planning and Economic Development	New Communities Initiative	Grant	Far SE Family Strengthening Collaborative	$600,000	2041 MARTIN LUTHER KING JR AVENUE SE	Ward 8																				278056
2021	Housing Finance Agency	HFA Revenue Bond	Revenue Bond	NHT - Enterprise	$11,500,000					65	77		73														146664
2021	Housing Finance Agency	HFA Revenue Bond	Revenue Bond	Standard Communities, Housing On Merit	$15,200,000					46	6	106															240186
2021	Deputy Mayor for Planning and Economic Development	Neighborhood Prosperity Fund	Grant	The Gaston Group	$145,000	1215 Good Hope Road SE, Washington, DC 20020	Ward 8																				148119
2021	Department of Housing and Community Development	Low Income Housing Tax Credit	LIHTC	Cascade Community Park Partners II LLC	$1,847,149	4232 4TH STREET SE	Ward 8			73	19	35	10	9	19	18	18	18	0								149605
2021	Department of Housing and Community Development	Housing Production Trust Fund	HPTF Loan	49th Street Developer LLC	$10,250,000	1 49TH STREET SE	Ward 7			28	0	0	0	28			28										149690
2021	Department of Housing and Community Development	Housing Production Trust Fund	HPTF Loan	49TH STREET DEVELOPER LLC	$1,953,029	1 49TH STREET SE	Ward 7																				149690
2021	Department of Housing and Community Development	Low Income Housing Tax Credit	LIHTC	MC Rental Preservation 1 LLC	$887,588	1847 GOOD HOPE ROAD SE	Ward 8			30	13	9	8	0	4	26											150176
2021	Department of Housing and Community Development	Housing Production Trust Fund	HPTF Loan	New Savannah Preservation Partners LLC	$9,191,407	1301 SAVANNAH STREET SE	Ward 8			65	7	51	7	0		56	9										155736
2021	Department of Housing and Community Development	Housing Production Trust Fund	HPTF Loan	NEW SAVANNAH PRESERVATION PARTNERS	$1,379,645	1301 SAVANNAH STREET SE	Ward 8																				155736

FY	Agency	Incentive Name	Incentive Type	Recipient Name	Incentive Amount	MAR Address of Investment	MAR_ Ward	Number of District Residents Employed	Number of CBEs	Total Affordable Units Produced or Preserved	30% AMI	50% AMI	60% AMI	80 % AMI	1 BRs	2 BRs	3 BRs	4+ BRs	Efficiency	SRO	Unknown BRs	Amenity Produced or Enhanced	Is recipient in compliance with District resident employment requirements?	CBE Compliant?	Affordable Housing Compliance? (Covenanted)	Additional Incentive Benefits	MAR_ID
2021	None - Tax Expenditure	Real Property Tax Abatement	Tax Abatement	2700 CONECTICUT AVENUE LLC	$128,652	2700 CONNECTICUT AVENUE NW	Ward 3																				220008
2021	None - Tax Expenditure	Real Property Tax Abatement	Tax Abatement	EDWARD H KAPLAN	$792,420	4000 MASSACHUSETTS AVENUE NW	Ward 3																				223988
2021	Department of Housing and Community Development	Housing Production Trust Fund	HPTF Loan	PETWORTH STATION LP	$290,000	930 RANDOLPH STREET NW	Ward 4																				225073
2021	Deputy Mayor for Planning and Economic Development	New Communities Initiative	Grant	HOUSING IN TRANSITION INC - PARK MORTON	$340,000	610 Park Road NW Washington, DC 20010	Ward 1																				228839
2021	None - Tax Expenditure	Real Property Tax Abatement	Tax Abatement	801 NEW JERSEY PHASE 1 LLC	$868,767	2437 15TH STREET NW	Ward 1																				234197
2021	Department of Housing and Community Development	Low Income Housing Tax Credit	LIHTC	Northwest One (Phase I)	$2,277,670	33 K STREET NW	Ward 6			112	77	0	73	0	58	42	31	5	14								237134
2021	Deputy Mayor for Planning and Economic Development	New Communities Initiative	Grant	THE COMMUNITY BUILDERS INC	$75,000	1003 K Street, NW Suite 700, Washington, DC 20001	Ward 2																				239367
2021	Department of Housing and Community Development	Low Income Housing Tax Credit	LIHTC	Ritch Homes Apartments	$1,020,818	1416 R STREET NW	Ward 2																				240187
2021	Deputy Mayor for Planning and Economic Development	WRAMC Redevelopment	Grant	THE PARKS AT WALTER REED (TPWR) DEVELOPER, LLC	$877,433	555 13th Street, NW Suite 400 W Washington, DC 20012	Ward 2																				240935
2021	Deputy Mayor for Planning and Economic Development	Neighborhood Prosperity Fund		Medici Road Inc.	$500,000	1629 K Street NW, Washington DC 20006	Ward 2																				242031
2021	Department of Housing and Community Development	Housing Production Trust Fund	HPTF Loan	Wesley New Hampshire LLC	$100,000	5000 NEW HAMPSHIRE AVENUE NW	Ward 4			56					37	4			15								243521
2021	Department of Housing and Community Development	Housing Production Trust Fund	HPTF Loan	HAMPSTEAD KINGSTON PARTNERS, L	$83,153	614 LONGFELLOW STREET NW	Ward 4																				246730

FY	Agency	Incentive Name	Incentive Type	Recipient Name	Incentive Amount	MAR Address of Investment	MAR_ Ward	Number of District Residents Employed	Number of CBEs	Total Affordable Units Produced or Preserved	30% AMI	50% AMI	60% AMI	80 % AMI	1 BRs	2 BRs	3 BRs	4+ BRs	Efficiency	SRO	Unknown BRs	Amenity Produced or Enhanced	Is recipient in compliance with District resident employment requirements?	CBE Compliant?	Affordable Housing Compliance? (Covenanted)	Additional Incentive Benefits	MAR_ID
2021	Department of Housing and Community Development	Housing Production Trust Fund	HPTF Loan	Phoenix Cooperative Association	$2,055,758	505 JEFFERSON STREET NW	Ward 4			14	7	5	0	2	14												246749
2021	Deputy Mayor for Planning and Economic Development	FY21 DC Locally Made Manufacturing Grant	Grant	Basque Bar LLC	$95,000	711 Kennedy Street NW Washington, DC 20011	Ward 4																				250302
2021	Department of Housing and Community Development	Housing Production Trust Fund	HPTF Loan	BRIGHTWOOD GARDENS	$833,755	931 LONGFELLOW STREET NW	Ward 4																				254436
2021	Department of Housing and Community Development	Housing Production Trust Fund	HPTF Loan	KENNEDY STREET COMMUNITY PARTNERS	$4,318,959	809 KENNEDY STREET NW	Ward 4																				254492
2021	Department of Housing and Community Development	Housing Production Trust Fund	HPTF Loan	HOPE COOPERATIVE ASSOCIATION	$1,174,009	1445 SPRING ROAD NW	Ward 4																				259017
2021	None - Tax Expenditure	Real Property Tax Abatement	Tax Abatement	BCB APARTMENTS LLC	$113,798	5432 CONNECTICUT AVENUE NW	Ward 3																				263802
2021	Department of Housing and Community Development	Housing Production Trust Fund	HPTF Loan	SOUTH CAPITOL IMPROVEMENTS, LL	$5,290,221	4001 SOUTH CAPITOL STREET SW	Ward 8																				276615
2021	Deputy Mayor for Planning and Economic Development	New Communities Initiative	Grant	Far SE Family Strengthening Collaborative	$450,000	2007 Martin Luther King Jr Avenue SE, Washington, DC 20020	Ward 8																				278027
2021	Deputy Mayor for Planning and Economic Development	New Communities Initiative	Grant	FAR SOUTHEAST FAMILY	$450,000	2041 Martin Luther King, Jr. Avenue, SE, Suite 400, Washington, DC 20020	Ward 8																				278056
2021	Deputy Mayor for Planning and Economic Development	New Communities Initiative	Grant	Far SE Family Strengthening Collaborative	$553,000	2041 Martin Luther King, Jr. Avenue, SE, Suite 400, Washington, DC 20020	Ward 8																				278056

FY	Agency	Incentive Name	Incentive Type	Recipient Name	Incentive Amount	MAR Address of Investment	MAR_ Ward	Number of District Residents Employed	Number of CBEs	Total Affordable Units Produced or Preserved	30% AMI	50% AMI	60% AMI	80 % AMI	1 BRs	2 BRs	3 BRs	4+ BRs	Efficiency	SRO	Unknown BRs	Amenity Produced or Enhanced	Is recipient in compliance with District resident employment requirements?	CBE Compliant?	Affordable Housing Compliance? (Covenanted)	Additional Incentive Benefits	MAR_ID
2021	Deputy Mayor for Planning and Economic Development	New Communities Initiative	Grant	Far SE Family Strengthening Collaborative	$610,175	2042 Martin Luther King, Jr. Avenue, SE, Suite 400, Washington, DC 20020	Ward 8																				278056
2021	Deputy Mayor for Planning and Economic Development	New Communities Initiative	Grant	Far SE Family Strengthening Collaborative	$515,000	2043 Martin Luther King, Jr. Avenue, SE, Suite 400, Washington, DC 20020	Ward 8																				278056
2021	Deputy Mayor for Planning and Economic Development	New Communities Initiative	Grant	Far SE Family Strengthening Collaborative	$515,000	2044 Martin Luther King, Jr. Avenue, SE, Suite 400, Washington, DC 20020	Ward 8																				278056
2021	Deputy Mayor for Planning and Economic Development	New Communities Initiative	Grant	Far SE Family Strengthening Collaborative	$600,000	2045 Martin Luther King, Jr. Avenue, SE, Suite 400, Washington, DC 20020	Ward 8																				278056
2021	Deputy Mayor for Planning and Economic Development	New Communities Initiative	Grant	Far SE Family Strengthening Collaborative	$550,000	2046 Martin Luther King, Jr. Avenue, SE, Suite 400, Washington, DC 20020	Ward 8																				278056
2021	Deputy Mayor for Planning and Economic Development	FY21 Legacy Small Business Recovery Grant	Grant	JMJ, Inc	$85,500	3908 Pennsylvannia Avenue SE Washington, DC 20020	Ward 7																				278448
2021	Department of Housing and Community Development	Housing Production Trust Fund	HPTF Loan	SPRING FLATS FAMILY LLC	$7,234,383	1125 SPRING ROAD NW	Ward 4																				283920
2021	Department of Housing and Community Development	Housing Production Trust Fund	HPTF Loan	SPRING FLATS SENIOR 4 LLC	$1,954,816	1125 SPRING ROAD NW	Ward 4																				283920
2021	Department of Housing and Community Development	Housing Production Trust Fund	HPTF Loan	SPRING FLATS SENIOR 9 LLC	$185,026	1125 SPRING ROAD NW	Ward 4																				283920

FY	Agency	Incentive Name	Incentive Type	Recipient Name	Incentive Amount	MAR Address of Investment	MAR_ Ward	Number of District Residents Employed	Number of CBEs	Total Affordable Units Produced or Preserved	30% AMI	50% AMI	60% AMI	80 % AMI	1 BRs	2 BRs	3 BRs	4+ BRs	Efficiency	SRO	Unknown BRs	Amenity Produced or Enhanced	Is recipient in compliance with District resident employment requirements?	CBE Compliant?	Affordable Housing Compliance? (Covenanted)	Additional Incentive Benefits	MAR_ID
2021	Deputy Mayor for Planning and Economic Development	FY21 DC Locally Made Manufacturing Grant	Grant	With Malus Aforethought, LLC	$120,000	3930 Georgia Avenue NW Washington, DC 20011	Ward 4																				284807
2021	Deputy Mayor for Planning and Economic Development	New Communities Initiative	Grant	HOUSING IN TRANSITION INC - NW1	$565,000	1140 North Capitol Street, NW Suite 124 Washington, DC 20002	Ward 6																				285576
2021	Deputy Mayor for Planning and Economic Development	FY21 Food Access Fund Grant	Grant	The Fresh Food Factory	$603,867	1231 Good Hope Road, SE, Washington, DC 20020	Ward 8																				285962
2021	Department of Housing and Community Development	Housing Production Trust Fund	HPTF Loan	MANNA INC	$191,842	2200 HUNTER PLACE SE	Ward 8																				286706
2021	Department of Housing and Community Development	Housing Production Trust Fund	HPTF Loan	AINGER PLACE ASSOCIATES LLC	$341,078	2412 AINGER PLACE SE	Ward 8																				287032
2021	None - Tax Expenditure	Real Property Tax Abatement	Tax Abatement	GATEWAY MARKET LLC	$78,689	340 FLORIDA AVENUE NE	Ward 5																				287853
2021	None - Tax Expenditure	Real Property Tax Abatement	Tax Abatement	GATEWAY MARKET L/CAL LLC	$466,605	340 FLORIDA AVENUE NE	Ward 5																				287853
2021	Department of Housing and Community Development	Housing Production Trust Fund	HPTF Loan	3534 EAST CAP VENTURE, LLC	$950,000	3534 EAST CAPITOL STREET NE	Ward 7																				287970
2021	Deputy Mayor for Planning and Economic Development	Neighborhood Prosperity Fund	Grant	Marshall Heights Community Development Organization	$300,000	3939 Benning Road NE, Washington DC 20019	Ward 7																				288046
2021	Deputy Mayor for Planning and Economic Development	Neighborhood Prosperity Fund	Grant	4600 Minnesota Avenue NE LLC	$400,000	4600 Minnesota Avenue NE, Washington, DC 20019	Ward 7																				288247
2021	Department of Housing and Community Development	Housing Production Trust Fund	HPTF Loan	PB HANTIV OWNER LLC	$5,755,133	4811 NORTH CAPITOL STREET NE	Ward 5																				288280
2021	None - Tax Expenditure	Real Property Tax Abatement	Tax Abatement	UNIZO REAL ESTATE DC THREE LLC	$2,657,821	820 1ST STREET NE	Ward 6																				288995

FY	Agency	Incentive Name	Incentive Type	Recipient Name	Incentive Amount	MAR Address of Investment	MAR_ Ward	Number of District Residents Employed	Number of CBEs	Total Affordable Units Produced or Preserved	30% AMI	50% AMI	60% AMI	80 % AMI	1 BRs	2 BRs	3 BRs	4+ BRs	Efficiency	SRO	Unknown BRs	Amenity Produced or Enhanced	Is recipient in compliance with District resident employment requirements?	CBE Compliant?	Affordable Housing Compliance? (Covenanted)	Additional Incentive Benefits	MAR_ID
2021	Deputy Mayor for Planning and Economic Development	FY21 Legacy Small Business Recovery Grant	Grant	JBS Inc dba Rocklands Barbeque and Grilling Company	$236,526	2418 Wisconsin Avenue NW, Washington, DC 20007	Ward 3																				289360
2021	Deputy Mayor for Planning and Economic Development	FY21 DC Locally Made Manufacturing Grant	Grant	City-State Brewing Co. LLC	$145,000	705 Edgewood Street NE Unit #2 Washington, DC 20017	Ward 5																				289576
2021	Department of Housing and Community Development	Housing Production Trust Fund	HPTF Loan	ABRAMS HALL SENIOR	$187,843	6900 GEORGIA AVENUE NW	Ward 4																				292768
2021	Deputy Mayor for Planning and Economic Development	FY21 DC Locally Made Manufacturing Grant	Grant	Yeleen Beauty LLC	$640,000	2 Massachusetts Avenue NE #1841 Washington, DC 20002	Ward 6																				293217
2021	Department of Housing and Community Development	Housing Production Trust Fund	HPTF Loan	Abrams Hall North LP	$2,443,000	4200 CONNECTICUT AVENUE NW	Ward 3			54	54	0	0	0					54								297694
2021	Deputy Mayor for Planning and Economic Development	Neighborhood Prosperity Fund	Grant	DC Central Kitchen	$340,000	425 2nd Street NW, Washington DC 20001	Ward 6																				299726
2021	None - Tax Expenditure	Real Property Tax Abatement	Tax Abatement	T-C REPUBLIC SQUARE OWNER LLC	$5,028,122	25 MASSACHUSETTS AVENUE NW	Ward 6																				300403
2021	Housing Finance Agency	HFA Revenue Bond	Revenue Bond	MRP, TAA, dn CSG Urban	$29,900,000	2 L STREET NW	Ward 6			150	12	64		42													300442
2021	Department of Housing and Community Development	Low Income Housing Tax Credit	LIHTC	218 Vine Street – 9%	$1,100,000	218 VINE STREET NW	Ward 4			37	0	37	0	0	17	1			19								300685
2021	Department of Housing and Community Development	Housing Production Trust Fund	HPTF Loan	218 Vine Street NW Residential PJV - Phase 2, LLC	$13,208,091	218 VINE STREET NW	Ward 4			92	26	53	13	0	38	1			53								300685
2021	Housing Finance Agency	HFA Revenue Bond	Revenue Bond	Jair Lynch, Housing Up	$21,500,000	218 VINE STREET NW	Ward 4			92	5		37	4													300685
2021	Deputy Mayor for Planning and Economic Development	FY21 Legacy Small Business Recovery Grant	Grant	Dudley Enterprises LLC	$102,800	2031 Rhode Island Avenue, NE, Washington, DC 20018	Ward 5																				303157
2021	None - Tax Expenditure	Real Property Tax Abatement	Tax Abatement	THE FLATS 130 DC RESIDENTIAL LLC	$329,175	130 M STREET NE	Ward 6																				303694

FY	Agency	Incentive Name	Incentive Type	Recipient Name	Incentive Amount	MAR Address of Investment	MAR_ Ward	Number of District Residents Employed	Number of CBEs	Total Affordable Units Produced or Preserved	30% AMI	50% AMI	60% AMI	80 % AMI	1 BRs	2 BRs	3 BRs	4+ BRs	Efficiency	SRO	Unknown BRs	Amenity Produced or Enhanced	Is recipient in compliance with District resident employment requirements?	CBE Compliant?	Affordable Housing Compliance? (Covenanted)	Additional Incentive Benefits	MAR_ID
2021	None - Tax Expenditure	Real Property Tax Abatement	Tax Abatement	THE FLATS 130 DC RESIDENTIAL LLC	$126,798	130 M STREET NE	Ward 6																				303694
2021	None - Tax Expenditure	Real Property Tax Abatement	Tax Abatement	THE FLATS 130 DC RESIDENTIAL LLC	$125,676	130 M STREET NE	Ward 6																				303694
2021	None - Tax Expenditure	Real Property Tax Abatement	Tax Abatement	THE FLATS 130 DC RESIDENTIAL LLC	$1,023,127	130 M STREET NE	Ward 6																				303694
2021	Department of Housing and Community Development	Housing Production Trust Fund	HPTF Loan	PARKWAY OVERLOOK II LP	$1,251,081	4656 LIVINGSTON ROAD SE	Ward 8				7	51	7														306051
2021	None - Tax Expenditure	Real Property Tax Abatement	Tax Abatement	WASHINGTON GATEWAY APARTMENTS VENTURE LLC	$1,020,151	100 FLORIDA AVENUE NE	Ward 5																				306456
2021	Deputy Mayor for Planning and Economic Development	Neighborhood Prosperity Fund	Grant	3443 Benning LLC	$250,000	3232 Georgia Avenue, NW Suite 100, Washington, DC 20010	Ward 1																				308223
2021	None - Tax Expenditure	Real Property Tax Abatement	Tax Abatement	2 M STREET REDEVELOPMENT LLC	$723,503	2 M STREET NE	Ward 6																				308422
2021	None - Tax Expenditure	Real Property Tax Abatement	Tax Abatement	THE FLATS 140 DC RESIDENTIAL LLC	$701,009	140 M STREET NE	Ward 6																				308962
2021	None - Tax Expenditure	Real Property Tax Abatement	Tax Abatement	UNITED NEGRO COLLEGE FUND INC	$427,117	1805 7TH STREET NW	Ward 1																				309672
2021	None - Tax Expenditure	Real Property Tax Abatement	Tax Abatement	801 NEW JERSEY PHASE 1 LLC	$199,649	77 H STREET NW	Ward 6																				310069
2021	Department of Housing and Community Development	Housing Production Trust Fund	HPTF Loan	CIGD PARKSIDE 7 LLC	$428,478	600 KENILWORTH TERRACE NE	Ward 7																				311058
2021	None - Tax Expenditure	Real Property Tax Abatement	Tax Abatement	CI GD PARKSIDE 7 LLC	$234,169	600 KENILWORTH TERRACE NE	Ward 7																				311058
2021	Deputy Mayor for Planning and Economic Development	FY21 Food Access Fund Grant	Grant	HS Skyland LLC dba Halfsmoke	$997,415	2201 Town Center Drive SE, #T1, Washington, DC 20020	Ward 7																				313167

FY	Agency	Incentive Name	Incentive Type	Recipient Name	Incentive Amount	MAR Address of Investment	MAR_ Ward	Number of District Residents Employed	Number of CBEs	Total Affordable Units Produced or Preserved	30% AMI	50% AMI	60% AMI	80 % AMI	1 BRs	2 BRs	3 BRs	4+ BRs	Efficiency	SRO	Unknown BRs	Amenity Produced or Enhanced	Is recipient in compliance with District resident employment requirements?	CBE Compliant?	Affordable Housing Compliance? (Covenanted)	Additional Incentive Benefits	MAR_ID
2021	Deputy Mayor for Planning and Economic Development	FY21 Food Access Fund Grant	Grant	Green T Group II Inc dba Sala Thai	$555,522	1901 C Street SE, Suite A, Washington, DC 20003	Ward 7																				314740
2021	Department of Housing and Community Development	Low Income Housing Tax Credit	LIHTC	Ethel DC, LLC	$2,692,196	1900 C STREET SE	Ward 7								##												314741
2021	None - Tax Expenditure	Real Property Tax Abatement	Tax Abatement	GATEWAY MARKET (SOE) LLC	$90,341	371 MORSE STREET NE	Ward 5																				315645
2021	Department of Housing and Community Development	Housing Production Trust Fund	HPTF Loan	555 E STREET SW SENIORS LLC	$984,238	555 E STREET SW	Ward 6																				316452
2021	Department of Housing and Community Development	Housing Production Trust Fund	HPTF Loan	CAPITOL VISTA COMMUNITY PART	$1,713,384	800 NEW JERSEY AVENUE NW	Ward 6																				318975
2021	Department of Housing and Community Development	Housing Production Trust Fund	HPTF Loan	MI CASA MY HOUSE INC.	$204,486	1928 15TH STREET SE	Ward 8																				319482
2021	Deputy Mayor for Planning and Economic Development	Land Disposition Agreement	Land Disposition	8th and O	$1,000,000	1336 8TH STREET NW	Ward 6																				319628
2021	Department of Housing and Community Development	Housing Production Trust Fund	HPTF Loan	2442 MLK, LLC	$16,523,766	2442 MARTIN LUTHER KING JR AVENUE SE	Ward 8			81	6	106	0	0	32	52	28										331211
2021	Department of Housing and Community Development	Housing Production Trust Fund	HPTF Loan	2442 MLK LLC	$15,459,452	2442 MARTIN LUTHER KING JR AVENUE SE	Ward 8																				331211
2021	Housing Finance Agency	HFA Revenue Bond	Revenue Bond	MRP, Taylor Adams Associates	$26,100,000	2442 MARTIN LUTHER KING JR AVENUE SE	Ward 8			112	14	18	0	4													331211
2021	Department of Housing and Community Development	Low Income Housing Tax Credit	LIHTC	Sursum Corda	$1,883,833	1112 1ST TERRACE NW	Ward 6								38	47	38	4									331765
2021	Housing Finance Agency	HFA Revenue Bond	Revenue Bond	L+M Development Partners, Toll Brothers	$23,000,000	1112 1ST TERRACE NW	Ward 6			118	26	53	13														331765

FY	Agency	Incentive Name	Incentive Type	Recipient Name	Incentive Amount	MAR Address of Investment	MAR_ Ward	Number of District Residents Employed	Number of CBEs	Total Affordable Units Produced or Preserved	30% AMI	50% AMI	60% AMI	80 % AMI	1 BRs	2 BRs	3 BRs	4+ BRs	Efficiency	SRO	Unknown BRs	Amenity Produced or Enhanced	Is recipient in compliance with District resident employment requirements?	CBE Compliant?	Affordable Housing Compliance? (Covenanted)	Additional Incentive Benefits	MAR_ID
2021	Department of Housing and Community Development	Housing Production Trust Fund	HPTF Loan	3500 EAST CAPITOL	$1,828,184	3500 EAST CAPITOL STREET NE	Ward 7																				331864
2021	Department of Housing and Community Development	Housing Production Trust Fund	HPTF Loan	LIBERTY PLACE APARTMENTS LLC	$2,953,612	881 3RD STREET NW	Ward 6																				331865
2021	Department of Housing and Community Development	Housing Production Trust Fund	HPTF Loan	NATL HOUSING TRUST-ENT PRES CO	$264,600	881 3RD STREET NW	Ward 6																				331865
2021	Housing Finance Agency	HFA Revenue Bond	Revenue Bond	NHT - Enterprise and IBF Development	$2,500,000	881 3RD STREET NW	Ward 6			0	9	32	0	0													331865
2021	Department of Housing and Community Development	Housing Production Trust Fund	HPTF Loan	1515 North Capitol LLC	$20,513,801	1515 NORTH CAPITOL STREET NE	Ward 5			139	75	61	0	0	1				138								333592
2021	Department of Housing and Community Development	Housing Production Trust Fund	HPTF Loan	1515 NORTH CAPITOL LLC	$9,130,035	1515 NORTH CAPITOL STREET NE	Ward 5																				333592
2021	Deputy Mayor for Planning and Economic Development	New Communities Initiative	Grant	HOMES FOR HOPE INC	$600,000	3009 G Street, SE, Apartment B, Washington, DC 20019	Ward 7																				42364
2021	Department of Housing and Community Development	Housing Production Trust Fund	HPTF Loan	The Clara on Martin Luther King Jr. Avenue LLC	$43,279,266	2323 MARTIN LUTHER KING JR AVENUE SE	Ward 8			92	20	61	0	0	29	28	21		3								48539
2021	Housing Finance Agency	HFA Revenue Bond	Revenue Bond	Banneker Ventures, Medina Life	$19,738,000	2323 MARTIN LUTHER KING JR AVENUE SE	Ward 8			71																	48539
2021	None - Tax Expenditure	Real Property Tax Abatement	Tax Abatement	2300 PENNSYLVANIA AVENUE LLC	$132,590	2323 PENNSYLVANIA AVENUE SE	Ward 7																				48543
2021	Department of Housing and Community Development	Housing Production Trust Fund	HPTF Loan	22 ATLANTIC COOPERATIVE	$569,209	22 ATLANTIC STREET SE	Ward 8																				50871
2021	Deputy Mayor for Planning and Economic Development	Neighborhood Prosperity Fund	Grant	Far SE Family Strengthening Collaborative	$1,000,000	2006 Martin Luther King Jr Avenue SE, Washington, DC 20020	Ward 8																				53023

FY	Agency	Incentive Name	Incentive Type	Recipient Name	Incentive Amount	MAR Address of Investment	MAR_ Ward	Number of District Residents Employed	Number of CBEs	Total Affordable Units Produced or Preserved	30% AMI	50% AMI	60% AMI	80 % AMI	1 BRs	2 BRs	3 BRs	4+ BRs	Efficiency	SRO	Unknown BRs	Amenity Produced or Enhanced	Is recipient in compliance with District resident employment requirements?	CBE Compliant?	Affordable Housing Compliance? (Covenanted)	Additional Incentive Benefits	MAR_ID
2021	Deputy Mayor for Planning and Economic Development	Neighborhood Prosperity Fund	Grant	Far SE Family Strengthening Collaborative	$1,000,000	2006 Martin Luther King Jr Avenue SE, Washington, DC 20020	Ward 8																				53023
2021	Deputy Mayor for Planning and Economic Development	Neighborhood Prosperity Fund	Grant	MLK Gateway Phase II Land LLC	$250,000	1909 Martin Luther King Jr Avenue SE, Washington, DC 20020	Ward 8																				54305
2021	Housing Finance Agency	HFA Revenue Bond	Revenue Bond	Donatelli Development, Blue Skye	$52,550,000	1900 C STREET NE	Ward 7			100	21	80	0	0													54491
2021	Department of Housing and Community Development	Housing Production Trust Fund	HPTF Loan	1736 RHODE ISLAND AVENUE LLC	$210,169	1736 RHODE ISLAND AVENUE NE	Ward 5																				56748
2021	None - Tax Expenditure	Real Property Tax Abatement	Tax Abatement	NOMA DEVELOPMENT LLC	$984,275	60 L STREET NE	Ward 6																				5783
2021	Department of Housing and Community Development	Housing Production Trust Fund	HPTF Loan	17 Mississippi Owner, LLC	$8,699,866	17 MISSISSIPPI AVENUE SE	Ward 8			41	9	32	0	0	14	2	13		12								57948
2021	Department of Housing and Community Development	Housing Production Trust Fund	HPTF Loan	17 MISSISSIPPI OWNER LLC	$1,256,668	17 MISSISSIPPI AVENUE SE	Ward 8																				57948
2021	Housing Finance Agency	HFA Revenue Bond	Revenue Bond	NHP Foundation, Peebles Corp, West End Capital Group	$10,300,000	17 MISSISSIPPI AVENUE SE	Ward 8			0	100	0	0	0													57948
2021	Department of Housing and Community Development	Housing Production Trust Fund	HPTF Loan	MDXL Flats	$13,065,659	1530 1ST STREET SW	Ward 6			101	21	80	0	0	46	37	10	8									61232
2021	Department of Housing and Community Development	Housing Production Trust Fund	HPTF Loan	TM JACOB 1530 LLC	$7,981,794	1530 1ST STREET SW	Ward 6																				61232
2021	Housing Finance Agency	HFA Revenue Bond	Revenue Bond	TM Associates, REBJ, UPO Community Development	$33,080,454	1530 1ST STREET SW	Ward 6			101	20	51	0	0													61232
2021	Department of Housing and Community Development	Housing Production Trust Fund	HPTF Loan	DELTA SENIOR HOUSING OWNER LLC	$4,944,739	1400 FLORIDA AVENUE NE	Ward 5																				65280

FY	Agency	Incentive Name	Incentive Type	Recipient Name	Incentive Amount	MAR Address of Investment	MAR_ Ward	Number of District Residents Employed	Number of CBEs	Total Affordable Units Produced or Preserved	30% AMI	50% AMI	60% AMI	80 % AMI	1 BRs	2 BRs	3 BRs	4+ BRs	Efficiency	SRO	Unknown BRs	Amenity Produced or Enhanced	Is recipient in compliance with District resident employment requirements?	CBE Compliant?	Affordable Housing Compliance? (Covenanted)	Additional Incentive Benefits	MAR_ID
2021	Department of Housing and Community Development	Housing Production Trust Fund	HPTF Loan	1100 EASTERN AVENUE NE	$1,280,804	1100 EASTERN AVENUE NE	Ward 7																				74597
2021	Department of Housing and Community Development	Housing Production Trust Fund	HPTF Loan	800 SOUTHERN AVENUE LLC	$8,507,981	800 SOUTHERN AVENUE SE	Ward 8																				79579
2021	Department of Housing and Community Development	Housing Production Trust Fund	HPTF Loan	PARK 27	$4,417,628	MINNESOTA AVENUE SE AND 27TH STREET SE																					904937
2021	Department of Housing and Community Development	Housing Production Trust Fund	HPTF Loan	ABRAMS HALL NORTH LP	$1,113,746																						
2021	Deputy Mayor for Planning and Economic Development	Equitable Capital Access Fund Grant	Grant	The Small and Medium Business Exchange (SMBX) Inc	$500,000	1667 41st Avenue, San Francisco, CA 94122																					
2021	Deputy Mayor for Planning and Economic Development	FY21 Food Access Fund Grant	Grant	Banneker Ventures	$996,240	1738 Elton Road, Suite 215, Silver Spring, MD 20903																					
2021	Deputy Mayor for Planning and Economic Development	FY21 DC Nourish Grant	Grant	Capital Impact Partners	$1,000,000	1400 Crystal City Drive Suite 500 Arlington, VA 22202																					
2021	Department of Housing and Community Development	Low Income Housing Tax Credit	LIHTC	218 Vine Street NW - 4%	$987,681	218 VINE STREET NW	Ward 4			92	26		53	13	38	1			53								
2021	Department of Housing and Community Development	Low Income Housing Tax Credit	LIHTC	Abrams Hall Assisted Living	$1,100,000	195 CHAPPIE JAMES BOULEVARD SW	Ward 8			54	54								54								
2021	Department of Housing and Community Development	Low Income Housing Tax Credit	LIHTC	Savannah Apartments II	$539,677					65	7		51	7		56	9										
2021	Department of Housing and Community Development	Low Income Housing Tax Credit	LIHTC	17 Mississippi Ave SE Apartments	$1,129,752	17 MISSISSIPPI AVENUE SE	Ward 8			41	9		32		14	2	13		12								
2021	Department of Housing and Community Development	Low Income Housing Tax Credit	LIHTC	2442 MLK	$2,199,569	2442 MARTIN LUTHER KING JR AVENUE SE	Ward 8			112	6		106		32	52	28										

FY	Agency	Incentive Name	Incentive Type	Recipient Name	Incentive Amount	MAR Address of Investment	MAR_ Ward	Number of District Residents Employed	Number of CBEs	Total Affordable Units Produced or Preserved	30% AMI	50% AMI	60% AMI	80 % AMI	1 BRs	2 BRs	3 BRs	4+ BRs	Efficiency	SRO	Unknown BRs	Amenity Produced or Enhanced	Is recipient in compliance with District resident employment requirements?	CBE Compliant?	Affordable Housing Compliance? (Covenanted)	Additional Incentive Benefits	MAR_ID
2021	Department of Housing and Community Development	Low Income Housing Tax Credit	LIHTC	Mi Casa Rental Preservation Project (Phase I) 1847-1849 Good Hope Rd SE & 5400 5th st NW	$887,588	1847 GOOD HOPE ROAD SE	Ward 8			30	13		9	8	4	26											
2021	Department of Housing and Community Development	Low Income Housing Tax Credit	LIHTC	SOME North Capitol Street 2019	$2,166,999	1515 NORTH CAPITOL STREET NE	Ward 5			139	75		61				##										
2021	Department of Housing and Community Development	Low Income Housing Tax Credit	LIHTC	The Clara On MLK	$1,938,013	2323 MARTIN LUTHER KING JR AVENUE SE	Ward 8			81	20		61		21		3										
2021	Department of Housing and Community Development	Low Income Housing Tax Credit	LIHTC	MDXL Flats	$1,974,967	1530 1ST STREET SW	Ward 6			101	21		80		10	8											
2021	Department of Housing and Community Development	Low Income Housing Tax Credit	LIHTC	Hill East	$2,692,196	1900 C STREET SE	Ward 7			100	100																
2021	Deputy Mayor for Planning and Economic Development	Industrial Revenue Bond	Revenue Bond	Cesar Chavez PCS	$13,415,000	3701 HAYES STREET NE	Ward 7																				
2021	Deputy Mayor for Planning and Economic Development	Industrial Revenue Bond	Revenue Bond	Two Rivers PCS	$40,690,000	820 26TH STREET NE	Ward 5																				
2021	Deputy Mayor for Planning and Economic Development	Industrial Revenue Bond	Revenue Bond	LAMB	$34,135,000	5000 14TH STREET NW	Ward 4																				
2021	Deputy Mayor for Planning and Economic Development	Industrial Revenue Bond	Revenue Bond	Field School	$26,500,000	2200 FOXHALL ROAD NW	Ward 3																				
2021	Deputy Mayor for Planning and Economic Development	Industrial Revenue Bond	Revenue Bond	KIPP DC	$50,000,000	3301 WHEELER ROAD SE	Ward 8																				
2021	Deputy Mayor for Planning and Economic Development	Industrial Revenue Bond	Revenue Bond	Provident Howard U	$109,939,496	2225 GEORGIA AVENUE NW	Ward 1																				

FY	Agency	Incentive Name	Incentive Type	Recipient Name	Incentive Amount	MAR Address of Investment	MAR_ Ward	Number of District Residents Employed	Number of CBEs	Total Affordable Units Produced or Preserved	30% AMI	50% AMI	60% AMI	80 % AMI	1 BRs	2 BRs	3 BRs	4+ BRs	Efficiency	SRO	Unknown BRs	Amenity Produced or Enhanced	Is recipient in compliance with District resident employment requirements?	CBE Compliant?	Affordable Housing Compliance? (Covenanted)	Additional Incentive Benefits	MAR_ID
2021	Deputy Mayor for Planning and Economic Development	Industrial Revenue Bond	Revenue Bond	Rocketship/Launch Pad	$28,175,000	2335 RAYNOLDS PLACE SE	Ward 8																				
2021	Deputy Mayor for Planning and Economic Development	Industrial Revenue Bond	Revenue Bond	DC Bilingual PCS	$12,000,000	33 RIGGS ROAD NE	Ward 5																				
2021	Deputy Mayor for Planning and Economic Development	Industrial Revenue Bond	Revenue Bond	Sidwell Friends	$13,068,229	3825 WISCONSIN AVENUE NW	Ward 3																				
2021	Deputy Mayor for Planning and Economic Development	Industrial Revenue Bond	Revenue Bond	Friendship PCS	$62,000,000	6200 KANSAS AVENUE NE	Ward 4																				
2021	Deputy Mayor for Planning and Economic Development	Industrial Revenue Bond	Revenue Bond	Gonzaga High School	$16,917,723	19 I STREET NW	Ward 6																				
2021	Deputy Mayor for Planning and Economic Development	Industrial Revenue Bond	Revenue Bond	Studio Theatre, Inc.	$9,500,000	1501 14TH STREET NW	Ward 2																				
2021	Deputy Mayor for Planning and Economic Development	Industrial Revenue Bond	Revenue Bond	Shakespeare Theatre	$31,000,000	620 F STREET NE	Ward 6																				
2021	Deputy Mayor for Planning and Economic Development	Industrial Revenue Bond	Revenue Bond	National Museum of Women in the Arts	$35,000,000	1250 NEW YORK AVENUE NW	Ward 2																				
2021	Deputy Mayor for Planning and Economic Development	Industrial Revenue Bond	Revenue Bond	Lowell School	$11,911,000	1640 KALMIA ROAD NW	Ward 4																				
2022	Deputy Mayor for Planning and Economic Development	New Communities Initiative	Grant	Far SE Family Strengthening Collaborative	$550,000	2041 MARTIN LUTHER KING JR AVENUE SE	Ward 8																				278056

De-Duped Data, FY17-21

FY	Agency	Incentive Name	Incentive Type	Recipient Name	Incentive Amount	MAR Address of Investment	MAR_Ward	Number of District Residents Employed	Number of CBEs	Total Affordable Units Produced or Preserved	30% AMI	50% AMI	60% AMI	80% AMI	1 BRs	2 BRs	3 BRs	4+ BRs	Efficiency	SRO	Unknown BRs	Amenity Produced or Enhanced	Is recipient in compliance with District resident employment requirements?	CBE Compliant?	Affordable Housing Compliance? (Covenanted)	Additional Incentive Benefits
2017	None - Tax Expenditure	Real Property Tax Abatement	Tax Abatem	NOMA DEVELOPMENT LLC	$459,971	0060 L ST NE	Ward 6	N/A	N/A	N/A	N/A	N/A	N/A	N/A	N/A	N/A	N/A	N/A	N/A	N/A	N/A	N/A	N/A	N/A	N/A	
2017	None - Tax Expenditure	Real Property Tax Abatement	Tax Abatem	THE METROPOLITAN COMMUNITY CHURCH OF WASHINGTON	$77,709	0472 RIDGE ST NW	Ward 6	N/A	N/A	N/A	N/A	N/A	N/A	N/A	N/A	N/A	N/A	N/A	N/A	N/A	N/A	N/A	N/A	N/A	N/A	
2017	None - Tax Expenditure	Real Property Tax Abatement	Tax Abatem	CI GD PARKSIDE 7 LLC	$300,000	0600 KENILWORTH AVE NE	Ward 7	N/A	N/A	N/A	N/A	N/A	N/A	N/A	N/A	N/A	N/A	N/A	N/A	N/A	N/A	N/A	N/A	N/A	N/A	
2017	None - Tax Expenditure	Real Property Tax Abatement	Tax Abatem	UNIZO REAL ESTATE DC THREE LLC	$43,200	0820 1ST ST NE	Ward 6	N/A	N/A	N/A	N/A	N/A	N/A	N/A	N/A	N/A	N/A	N/A	N/A	N/A	N/A	N/A	N/A	N/A	N/A	
2017	Deputy Mayor for Planning and Economic Development	DMPED Grant	Grant	FiscalNote, Inc	$750,000	1 Thomas Cir NW	Ward 2	185	4	N/A	N/A	N/A	N/A	N/A	N/A	N/A	N/A	N/A	N/A	N/A	N/A	25,000 SF Education, Training and Apprenticeship Ladder	Yes	Partial - Under Construction	N/A	Security deposit assistance of $750,000 may be provided by the District to FiscalNote
2017	Department of Housing and Community Development	Housing Production Trust Fund	HPTF Loan	Mid-City Urban LLC, Forest City Residential Inc., DC Housing Authority (DCHA)	$1,853,135	1100 2nd Place, SE	Ward 6	14	N/A	36	9	27	0	0	21	15	0	0	0	0	0	N/A	Yes	Not Available	Yes	
2017	Department of Housing and Community Development	9% Low Income Housing Tax Credit	Tax Credit (F	Mid-City Urban LLC, Forest City Residential Inc., DC Housing Authority (DCHA)	$999,999	1100 2nd Place, SE	Ward 6																			
2017	Department of Housing and Community Development	Housing Production Trust Fund	HPTF Loan	Mass Place Apartments, LLC	$10,740,829	1111 Massachusetts Ave NW	Ward 2																			
2017	None - Tax Expenditure	Real Property Tax Abatement	Tax Abatem	ARCHSTONE NORTH CAPITOL HILL LP	$787,807	1160 1st St NE	Ward 6	N/A	N/A	N/A	N/A	N/A	N/A	N/A	N/A	N/A	N/A	N/A	N/A	N/A	N/A	N/A	N/A	N/A	N/A	

FY	Agency	Incentive Name	Incentive Type	Recipient Name	Incentive Amount	MAR Address of Investment	MAR_Ward	Number of District Residents Employed	Number of CBEs	Total Affordable Units Produced or Preserved	30% AMI	50% AMI	60% AMI	80% AMI	1 BRs	2 BRs	3 BRs	4+ BRs	Efficiency	SRO	Unknown BRs	Amenity Produced or Enhanced	Is recipient in compliance with District resident employment requirements?	CBE Compliant?	Affordable Housing Compliance? (Covenanted)	Additional Incentive Benefits
2017	None - Tax Expenditure	Real Property Tax Abatement	Tax Abatem	THE FLATS 130 DC RESIDENTIAL LLC	$645,487	130 M St NE	Ward 6	N/A	N/A	N/A	N/A	N/A	N/A	N/A	N/A	N/A	N/A	N/A	N/A	N/A	N/A	N/A	N/A	N/A	N/A	
2017	Department of Housing and Community Development	9% Low Income Housing Tax Credit	Tax Credit (F	1300 H Street LLC	$1,099,999	1300 H St NE	Ward 6	0	20	33	4	29	0	0	6	3	6	0	18	0	0	N/A	Yes	Yes	Yes	
2017	None - Tax Expenditure	Real Property Tax Abatement	Tax Abatem	MANGER 8-10-34 TRUST PARTNERS LLC	$700,000	1331 L ST NW	Ward 2	N/A	N/A	N/A	N/A	N/A	N/A	N/A	N/A	N/A	N/A	N/A	N/A	N/A	N/A	N/A	N/A	N/A	N/A	
2017	Department of Housing and Community Development	Housing Production Trust Fund	HPTF Loan	Community Development and Preservation Corporation	$3,429,709	1339 Fort Stevens Dr NW	Ward 4	6	15	59	7	0	52	0	32	25	0	0	2	0	0	N/A	Yes	No	Yes	
2017	Department of Housing and Community Development	9% Low Income Housing Tax Credit	Tax Credit (F	Community Development and Preservation Corporation	$956,811	1339 Fort Stevens Dr NW	Ward 4																			
2017	Housing Finance Agency	HFA Revenue Bond Issuance	Revenue Bo	FC1346, LLC	$55,000,000	1346 4th St SE	Ward 6	94	N/A	39	0	39	0	0	25	6	0	0	8	0	0	N/A	Partial	Not Available	Yes	
2017	Housing Finance Agency	4% Low Income Housing Tax Credit	Tax Credit (F	FC1346, LLC	$347,638	1346 4th St SE	Ward 6																			
2017	Department of Housing and Community Development	Housing Production Trust Fund	HPTF Loan	Spring Road LLC	$4,900,000	1435 Spring Rd NW	Ward 4	Not Ava	N/A	36	36	0	0	0	0	18	18	0	0	0	0	N/A	N/A	Not Available	Yes	
2017	Housing Finance Agency	HFA Revenue Bond Issuance	Revenue Bo	Spring Road LLC	$10,200,000	1435 Spring Rd NW	Ward 4																			
2017	Housing Finance Agency	4% Low Income Housing Tax Credit	Tax Credit (F	Spring Road LLC	$587,577	1435 Spring Rd NW	Ward 4																			

FY	Agency	Incentive Name	Incentive Type	Recipient Name	Incentive Amount	MAR Address of Investment	MAR_Ward	Number of District Residents Employed	Number of CBEs	Total Affordable Units Produced or Preserved	30% AMI	50% AMI	60% AMI	80% AMI	1 BRs	2 BRs	3 BRs	4+ BRs	Efficiency	SRO	Unknown BRs	Amenity Produced or Enhanced	Is recipient in compliance with District resident employment requirements?	CBE Compliant?	Affordable Housing Compliance? (Covenanted)	Additional Incentive Benefits
2017	Department of Housing and Community Development	Housing Production Trust Fund	HPTF Loan	HOPE Cooperative Association/Latino Economic Development Corporation	$1,538,144	1445 Spring Rd NW	Ward 4	0	N/A	13	6	4	0	1	13	0	0	0	0	0	0	N/A	No	Not Available	Yes	
2017	Housing Finance Agency	HFA Revenue Bond Issuance	Revenue Bo	Jubilee Maycroft Apartments LP	$15,840,000	1474 Columbia Rd NW	Ward 1	6	N/A	64	41	7	16	0	32	11	3	0	18	0	0	N/A	Yes	Not Available	Yes	
2017	Housing Finance Agency	4% Low Income Housing Tax Credit	Tax Credit (F	Jubilee Maycroft Apartments LP	$1,275,405	1474 Columbia Rd NW	Ward 1																			
2017	None - Tax Expenditure	Real Property Tax Abatement	Tax Abatem	151 Q STREET RESIDENTIAL LLC	$216,599	150 HARRY THOMAS WAY NE	Ward 5	N/A	N/A	N/A	N/A	N/A	N/A	N/A	N/A	N/A	N/A	N/A	N/A	N/A	N/A	N/A	N/A	N/A	N/A	
2017	None - Tax Expenditure	Real Property Tax Abatement	Tax Abatem	151 Q STREET RESIDENTIAL LLC	$358,257	150 Q ST NE	Ward 5	N/A	N/A	N/A	N/A	N/A	N/A	N/A	N/A	N/A	N/A	N/A	N/A	N/A	N/A	N/A	N/A	N/A	N/A	
2017	None - Tax Expenditure	Real Property Tax Abatement	Tax Abatem	151 Q STREET RESIDENTIAL LLC	$611,008	151 Q ST NE	Ward 5	N/A	N/A	N/A	N/A	N/A	N/A	N/A	N/A	N/A	N/A	N/A	N/A	N/A	N/A	N/A	N/A	N/A	N/A	
2017	None - Tax Expenditure	Real Property Tax Abatement	Tax Abatem	UNITED NEGRO COLLEGE FUND INC	$424,360	1805 7TH ST NW 100	Ward 1	N/A	N/A	N/A	N/A	N/A	N/A	N/A	N/A	N/A	N/A	N/A	N/A	N/A	N/A	N/A	N/A	N/A	N/A	
2017	Department of Housing and Community Development	Housing Production Trust Fund	HPTF Loan	Mi Casa Inc	$1,779,518	1847 Good Hope Rd SE	Ward 8	Not Ava	N/A	30	13	9	8	0	4	26	0	0	0	0	0	N/A	N/A	Not Available	Yes	
2017	None - Tax Expenditure	Real Property Tax Abatement	Tax Abatem	151 Q STREET RESIDENTIAL LLC	$518,789	200 Q ST NE	Ward 5	N/A	N/A	N/A	N/A	N/A	N/A	N/A	N/A	N/A	N/A	N/A	N/A	N/A	N/A	N/A	N/A	N/A	N/A	

FY	Agency	Incentive Name	Incentive Type	Recipient Name	Incentive Amount	MAR Address of Investment	MAR_Ward	Number of District Residents Employed	Number of CBEs	Total Affordable Units Produced or Preserved	30% AMI	50% AMI	60% AMI	80% AMI	1 BRs	2 BRs	3 BRs	4+ BRs	Efficiency	SRO	Unknown BRs	Amenity Produced or Enhanced	Is recipient in compliance with District resident employment requirements?	CBE Compliant?	Affordable Housing Compliance? (Covenanted)	Additional Incentive Benefits
2017	Deputy Mayor for Planning and Economic Development	Industrial Revenue Bond	Revenue Bo	American Geophysical Union	$37,650,000	2000 Florida Ave., NW	Ward 2	Not Ava	N/A	N/A	N/A	N/A	N/A	N/A	N/A	N/A	N/A	N/A	N/A	N/A	N/A	Construction of New 51,300 sq ft Office Building	N/A	Not Available	N/A	(a)(i) an office building of approximately 51,300 square feet above grade; and (ii) the purchase of certain
2017	None - Tax Expenditure	Real Property Tax Abatement	Tax Abatem	151 Q STREET RESIDENTIAL LLC	$138,920	201 Q ST NE	Ward 5	N/A	N/A	N/A	N/A	N/A	N/A	N/A	N/A	N/A	N/A	N/A	N/A	N/A	N/A	N/A	N/A	N/A	N/A	
2017	Department of Housing and Community Development	Housing Production Trust Fund	HPTF Loan	Chapman Development	$17,484,088	2228 Martin Luther King Jr Ave SE	Ward 8	Not Ava	19	114	0	17	97	0	87	20	7	0	0	0	0	N/A	N/A	No	Yes	
2017	Housing Finance Agency	HFA Revenue Bond Issuance	Revenue Bo	Chapman Development	$25,090,176	2228 Martin Luther King Jr Ave SE	Ward 8																			
2017	Housing Finance Agency	4% Low Income Housing Tax Credit	Tax Credit (F	Chapman Development	$2,051,219	2228 Martin Luther King Jr Ave SE	Ward 8																			
2017	None - Tax Expenditure	Real Property Tax Abatement	Tax Abatem	2300 PENNSYLVANIA AVENUE LLC	$95,715	2323 PENNSYLVANIA AVE SE	Ward 7	N/A	N/A	N/A	N/A	N/A	N/A	N/A	N/A	N/A	N/A	N/A	N/A	N/A	N/A	N/A	N/A	N/A	N/A	
2017	Department of Housing and Community Development	9% Low Income Housing Tax Credit	Tax Credit (F	2335 Altamont Pl SE	$575,008	2335 Altamont Pl SE	Ward 8	0	15	36	36	0	0	0	0	0	0	0	36	0	0	N/A	No	No	Yes	
2017	Department of Housing and Community Development	Housing Production Trust Fund	HPTF Loan	Mi Casa Inc	$2,888,130	2412 Hartford St SE	Ward 8	Not Ava	N/A	41	0	20	21	0	21	20	0	0	0	0	0	N/A	N/A	Not Available	Yes	
2017	Department of Housing and Community Development	Housing Production Trust Fund	HPTF Loan	BUILDING 25 UNITY COOPERATIVE	$990,000	25 Kennedy St NW	Ward 4	0	N/A	27	15	12	0	0	24	3	0	0	0	0	0	N/A	In Progress	Not Available	Yes	

FY	Agency	Incentive Name	Incentive Type	Recipient Name	Incentive Amount	MAR Address of Investment	MAR_Ward	Number of District Residents Employed	Number of CBEs	Total Affordable Units Produced or Preserved	30% AMI	50% AMI	60% AMI	80% AMI	1 BRs	2 BRs	3 BRs	4+ BRs	Efficiency	SRO	Unknown BRs	Amenity Produced or Enhanced	Is recipient in compliance with District resident employment requirements?	CBE Compliant?	Affordable Housing Compliance? (Covenanted)	Additional Incentive Benefits
2017	None - Tax Expenditure	Real Property Tax Abatement	Tax Abatem	T-C REPUBLIC SQUARE OWNER LLC	$109,968	25 MASSACHUSETTS AVE NW	Ward 6	N/A	N/A	N/A	N/A	N/A	N/A	N/A	N/A	N/A	N/A	N/A	N/A	N/A	N/A	N/A	N/A	N/A	N/A	
2017	None - Tax Expenditure	Real Property Tax Abatement	Tax Abatem	UNION PLACE PHASE I LLC	$356,805	250 K ST NE	Ward 6	N/A	N/A	N/A	N/A	N/A	N/A	N/A	N/A	N/A	N/A	N/A	N/A	N/A	N/A	N/A	N/A	N/A	N/A	
2017	Department of Housing and Community Development	Housing Production Trust Fund	HPTF Loan	Glenn Arms Preservation LP	$1,672,900	2524 17th St NW	Ward 1	Not Ava	15	57	45	2	10	0	37	9	2	0	9	0	0	N/A	N/A	No	Yes	
2017	Department of Housing and Community Development	9% Low Income Housing Tax Credit	Tax Credit (F	Glenn Arms Preservation LP	$771,892	2524 17th St NW	Ward 1																			
2017	Department of Housing and Community Development	9% Low Income Housing Tax Credit	Tax Credit (F	Sarah's Circle	$721,269	2551 17th St NW	Ward 1	Not Ava	N/A	49	49	0	0	0	22	0	0	0	27	0	0	N/A	N/A	Not Available	Yes	
2017	Deputy Mayor for Planning and Economic Development	Industrial Revenue Bond	Revenue Bo	St Johns High School	$25,337,000	2607 Military Rd NW	Ward 4	Not Ava	N/A	N/A	N/A	N/A	N/A	N/A	N/A	N/A	N/A	N/A	N/A	N/A	N/A	Construction of New School Gym and Expansion of Existing Gym	N/A	Not Available	N/A	This project will also include a "New Money" portion for the construction and development of a new
2017	Department of Housing and Community Development	9% Low Income Housing Tax Credit	Tax Credit (F	City View Redevelopment LLC	$1,100,000	2850 Douglass Pl SE	Ward 8	9	2	52	36	2	14	0	23	24	0	0	5	0	0	N/A	In Progress	Partial - Under Construction	Yes	
2017	Department of Housing and Community Development	Housing Production Trust Fund	HPTF Loan	Housing Up	$1,134,089	2900 Newton St NE	Ward 5	4	12	48	48	0	0	48	0	20	0	0	0	28	0	N/A	Yes	No	Yes	
2017	Department of Housing and Community Development	9% Low Income Housing Tax Credit	Tax Credit (F	Housing Up	$763,350	2900 Newton St NE	Ward 5																			

FY	Agency	Incentive Name	Incentive Type	Recipient Name	Incentive Amount	MAR Address of Investment	MAR_Ward	Number of District Residents Employed	Number of CBEs	Total Affordable Units Produced or Preserved	30% AMI	50% AMI	60% AMI	80% AMI	1 BRs	2 BRs	3 BRs	4+ BRs	Efficiency	SRO	Unknown BRs	Amenity Produced or Enhanced	Is recipient in compliance with District resident employment requirements?	CBE Compliant?	Affordable Housing Compliance? (Covenanted)	Additional Incentive Benefits
2017	None - Tax Expenditure	Real Property Tax Abatement	Tax Abatem	STEUART H STREET LLC	$301,809	300 - 380 H ST NE	Ward 6	N/A	N/A	N/A	N/A	N/A	N/A	N/A	N/A	N/A	N/A	N/A	N/A	N/A	N/A	N/A	N/A	N/A	N/A	
2017	Department of Housing and Community Development	Housing Production Trust Fund	HPTF Loan	East River Preservation Partners LLC	$6,435,061	305 37th St SE	Ward 7	Not Ava	N/A	202	0	101	##	0	74	##	0	0	0	0	0	N/A	N/A	Not Available	Yes	
2017	Deputy Mayor for Planning and Economic Development	Industrial Revenue Bond	Revenue Bo	Ingleside Rock Creek	$216,925,241	3050 Military Rd NW	Ward 4	Not Ava	N/A	N/A	N/A	N/A	N/A	N/A	N/A	N/A	N/A	N/A	N/A	N/A	N/A	Renovations to 4 Facilities of Retirement Home	N/A	Not Available	N/A	connection with the financing, of a multi-phased project plan that consist of demolition, renovation and construction, in
2017	Department of Housing and Community Development	Housing Production Trust Fund	HPTF Loan	Community Development Solutions	$3,907,735	3501 Minnesota Ave SE	Ward 7	0	N/A	48	0	36	0	12	28	20	0	0	0	0	0	N/A	No	Not Available	Yes	
2017	Department of Housing and Community Development	Housing Production Trust Fund	HPTF Loan	United 2nd Street Cooperative Association Inc.	$2,633,306	3719 2nd St SE	Ward 8	0	N/A	25	1	13	0	11	6	11	4	4	0	0	0	N/A	No	Not Available	Yes	
2017	None - Tax Expenditure	Real Property Tax Abatement	Tax Abatem	3910 GEORGIA AVE ASSOCIATES LP 1-A	$171,840	3910 - 3912 GEORGIA AVE NW	Ward 4	N/A	N/A	N/A	N/A	N/A	N/A	N/A	N/A	N/A	N/A	N/A	N/A	N/A	N/A	N/A	N/A	N/A	N/A	
2017	None - Tax Expenditure	Real Property Tax Abatement	Tax Abatem	EDWARD H KAPLAN	$101,844	4000 MASSACHUSETTS AVE NW	Ward 3	N/A	N/A	N/A	N/A	N/A	N/A	N/A	N/A	N/A	N/A	N/A	N/A	N/A	N/A	N/A	N/A	N/A	N/A	
2017	Housing Finance Agency	HFA Revenue Bond Issuance	Revenue Bo	South Capitol Improvements LLC	$30,000,000	4001 South Capitol St SW	Ward 8	0	6	195	78	78	39	0	##	52	9	0	24	0	0	N/A	In Progress	Partial - Under Construction	Yes	
2017	Department of Housing and Community Development	Housing Production Trust Fund	HPTF Loan	South Capitol Improvements, LLC.	$25,138,557	4001 South Capitol St SW	Ward 8																			

FY	Agency	Incentive Name	Incentive Type	Recipient Name	Incentive Amount	MAR Address of Investment	MAR_Ward	Number of District Residents Employed	Number of CBEs	Total Affordable Units Produced or Preserved	30% AMI	50% AMI	60% AMI	80% AMI	1 BRs	2 BRs	3 BRs	4+ BRs	Efficiency	SRO	Unknown BRs	Amenity Produced or Enhanced	Is recipient in compliance with District resident employment requirements?	CBE Compliant?	Affordable Housing Compliance? (Covenanted)	Additional Incentive Benefits
2017	Housing Finance Agency	4% Low Income Housing Tax Credit	Tax Credit (F	South Capitol Improvements, LLC.	$2,418,459	4001 South Capitol St SW	Ward 8																			
2017	Department of Housing and Community Development	Housing Production Trust Fund	HPTF Loan	4040 8th Street NW LLC	$3,373,491	4040 8th St NW	Ward 4	Not Ava	N/A	20	4	6	0	9	12	2	0	0	6	0	0	N/A	N/A	Not Available	Yes	
2017	Department of Housing and Community Development	Housing Production Trust Fund	HPTF Loan	Department of General Services	$9,700,000	4300 12th St SE	Ward 8	Not Ava	N/A	26	26	0	0	0	0	18	8	0	0	0	0	N/A	N/A	Not Available	Yes	
2017	Department of Housing and Community Development	Housing Production Trust Fund	HPTF Loan	NHP Foundation	$5,012,387	4806 Alabama Ave SE	Ward 7	Not Ava	10	148	60	60	28	0	54	84	10	0	0	0	0	N/A	N/A	Yes	Yes	
2017	Housing Finance Agency	HFA Revenue Bond Issuance	Revenue Bo	NHP Foundation	$16,000,000	4806 Alabama Ave SE	Ward 7																			
2017	Housing Finance Agency	4% Low Income Housing Tax Credit	Tax Credit (F	NHP Foundation	$1,032,713	4806 Alabama Ave SE	Ward 7																			
2017	Deputy Mayor for Planning and Economic Development	Land Disposition Agreement	Land Disposi	Deanwood Hills, LLC	$12,500,000	5201 Hayes Street NE	Ward 7	11	13	150	40	10	##	0	74	45	28	3	0	0	0	N/A	Yes	No	Yes	
2017	Housing Finance Agency	4% Low Income Housing Tax Credit	Tax Credit (F	Deanwood Hills, LLC	$1,329,741	5201 Hayes Street NE	Ward 7																			
2017	Department of Housing and Community Development	Housing Production Trust Fund	HPTF Loan	Mi Casa Inc	$1,308,402	53 Missouri Ave NW	Ward 4	0	N/A	10	4	4	0	2	4	6	0	0	0	0	0	N/A	No	Not Available	Yes	

FY	Agency	Incentive Name	Incentive Type	Recipient Name	Incentive Amount	MAR Address of Investment	MAR_Ward	Number of District Residents Employed	Number of CBEs	Total Affordable Units Produced or Preserved	30% AMI	50% AMI	60% AMI	80% AMI	1 BRs	2 BRs	3 BRs	4+ BRs	Efficiency	SRO	Unknown BRs	Amenity Produced or Enhanced	Is recipient in compliance with District resident employment requirements?	CBE Compliant?	Affordable Housing Compliance? (Covenanted)	Additional Incentive Benefits
2017	Deputy Mayor for Planning and Economic Development	Industrial Revenue Bond	Revenue Bo	Paul Public Charter School	$19,900,000	5800 8th St, NW	Ward 4	4	N/A	N/A	N/A	N/A	N/A	N/A	N/A	N/A	N/A	N/A	N/A	N/A	N/A	Construction of High School and Renovation of Middle School	Yes	Not Available	N/A	the construction and renovations to their existing school building. The school also plans to add
2017	Department of Housing and Community Development	Housing Production Trust Fund	HPTF Loan	Hampstead Kingston Partners LP	$2,921,872	614 Longfellow St NW	Ward 4	0	N/A	23	0	15	0	8	12	8	0	0	3	0	0	N/A	N/A - Cancelled,	Not Available	Yes	
2017	Department of Housing and Community Development	Housing Production Trust Fund	HPTF Loan	NHP Foundation	$13,712,505	6676 Georgia Ave NW	Ward 4	Not Ava	9	104	0	0	##	0	4	##	0	0	0	0	0	N/A	N/A	Partial - Under Construction	Yes	
2017	Department of Housing and Community Development	Housing Production Trust Fund	HPTF Loan	NHP Foundation (NHPF)	$13,712,505	6676 Georgia Ave NW	Ward 4																			
2017	Department of Housing and Community Development	Housing Production Trust Fund	HPTF Loan	Diversity Cooperative, Inc	$3,109,828	7440 Georgia Ave NW	Ward 4	Not Ava	N/A	21	0	10	8	3	16	4	0	0	1	0	0	N/A	N/A	Not Available	Yes	
2017	None - Tax Expenditure	Real Property Tax Abatement	Tax Abatem	CV 77 H STREET LLC	$424,185	77 H ST NW	Ward 6	N/A	N/A	N/A	N/A	N/A	N/A	N/A	N/A	N/A	N/A	N/A	N/A	N/A	N/A	N/A	N/A	N/A	N/A	
2017	Department of Housing and Community Development	New Communities Initiative	Grant	Far SE Family Strengthening Collaborative	$610,175	2042 Martin Luther King, Jr. Avenue, SE, Suite 400, Washington, DC 20020																				
2018	None - Tax Expenditure	Real Property Tax Abatement	Tax Abatem	DC STADIUM LLC	$100,326	R ST SW	Ward 2	N/A	N/A	N/A	N/A	N/A	N/A	N/A	N/A	N/A	N/A	N/A	N/A	N/A	N/A	N/A	N/A	N/A	N/A	Construction of DC United Soccer Stadium

FY	Agency	Incentive Name	Incentive Type	Recipient Name	Incentive Amount	MAR Address of Investment	MAR_Ward	Number of District Residents Employed	Number of CBEs	Total Affordable Units Produced or Preserved	30% AMI	50% AMI	60% AMI	80% AMI	1 BRs	2 BRs	3 BRs	4+ BRs	Efficiency	SRO	Unknown BRs	Amenity Produced or Enhanced	Is recipient in compliance with District resident employment requirements?	CBE Compliant?	Affordable Housing Compliance? (Covenanted)	Additional Incentive Benefits
2018	None - Tax Expenditure	Real Property Tax Abatement	Tax Abatem	THE METROPOLITAN COMMUNITY CHURCH OF WASHINGTON	$85,653	0472 RIDGE ST NW	Ward 6	N/A	N/A	N/A	N/A	N/A	N/A	N/A	N/A	N/A	N/A	N/A	N/A	N/A	N/A	N/A	N/A	N/A	N/A	
2018	None - Tax Expenditure	Real Property Tax Abatement	Tax Abatem	CI GD PARKSIDE 7 LLC	$300,000	0600 KENILWORTH AVE NE	Ward 7	N/A	N/A	N/A	N/A	N/A	N/A	N/A	N/A	N/A	N/A	N/A	N/A	N/A	N/A	N/A	N/A	N/A	N/A	
2018	Department of Housing and Community Development	Housing Production Trust Fund	HPTF Loan	1035 48th LLC	$852,010	1035 48th St NE	Ward 7	Not Ava	N/A	12	0	12	0	0	12	0	0	0	0	0	0	N/A	N/A	Not Available	Yes	
2018	None - Tax Expenditure	Real Property Tax Abatement	Tax Abatem	ARCHSTONE NORTH CAPITOL HILL LP	$787,807	1160 1st St NE	Ward 6	N/A	N/A	N/A	N/A	N/A	N/A	N/A	N/A	N/A	N/A	N/A	N/A	N/A	N/A	N/A	N/A	N/A	N/A	
2018	Department of Housing and Community Development	Housing Production Trust Fund	HPTF Loan	1164 Bladensburg LLC	$10,833,567	1164 Bladensburg Rd NE	Ward 5	Not Ava	15	65	14	51	0	0	64	0	0	0	1	0	0	N/A	N/A	No	Yes	
2018	Housing Finance Agency	4% Low Income Housing Tax Credit	Tax Credit (F	1164 Bladensburg LLC	$715,244	1164 Bladensburg Rd NE	Ward 5																			
2018	Housing Finance Agency	HFA Revenue Bond Issuance	Revenue Bo	The Neighborhood Development Company and Arten Bladensburg	$11,100,000	1164 Bladensburg Rd NE	Ward 5																			
2018	Deputy Mayor for Planning and Economic Development	Neighborhood Prosperity Fund	Grant	MLK Gateway Partners, LLC	$700,000	1201 Good Hope Road SE	Ward 8	Not Ava	N/A	N/A	N/A	N/A	N/A	N/A	N/A	N/A	N/A	N/A	N/A	N/A	N/A	Commercial Revitalization	N/A	Not Available	N/A	NPF funding provides gap financing for commercial portions of projects
2018	None - Tax Expenditure	Real Property Tax Abatement	Tax Abatem	THE FLATS 130 DC RESIDENTIAL LLC	$645,487	130 M St NE	Ward 6	N/A	N/A	N/A	N/A	N/A	N/A	N/A	N/A	N/A	N/A	N/A	N/A	N/A	N/A	N/A	N/A	N/A	N/A	

FY	Agency	Incentive Name	Incentive Type	Recipient Name	Incentive Amount	MAR Address of Investment	MAR_Ward	Number of District Residents Employed	Number of CBEs	Total Affordable Units Produced or Preserved	30% AMI	50% AMI	60% AMI	80% AMI	1 BRs	2 BRs	3 BRs	4+ BRs	Efficiency	SRO	Unknown BRs	Amenity Produced or Enhanced	Is recipient in compliance with District resident employment requirements?	CBE Compliant?	Affordable Housing Compliance? (Covenanted)	Additional Incentive Benefits
2018	Department of Housing and Community Development	Housing Production Trust Fund	HPTF Loan	Abrams Hall Senior LP	$9,753,037	1322 Main Dr NW	Ward 4	12	26	80	16	64	0	0	80	0	0	0	0	0	0	N/A	Yes	No	Yes	
2018	Department of Housing and Community Development	9% Low Income Housing Tax Credit	Tax Credit (F	Abrams Hall Senior LP	$1,099,999	1322 Main Dr NW	Ward 4																			
2018	Housing Finance Agency	HFA Revenue Bond Issuance	Revenue Bo	H.E.L.P. Development Corporation	$9,541,577	1324 Main Dr NW	Ward 4	0	4	77	75	2	0	0	0	0	0	0	77	0	0	N/A	In Progress	No	Yes	
2018	Housing Finance Agency	4% Low Income Housing Tax Credit	Tax Credit (F	HELP Washington DC, LP	$864,927	1324 Main Dr NW	Ward 4																			
2018	Department of Housing and Community Development	Community Developmen t Block Grant (CDBG)	Grant (Feder	HELP Washington DC, LP	$10,085,821	1324 Main Dr NW	Ward 4																			
2018	None - Tax Expenditure	Real Property Tax Abatement	Tax Abatem	MANGER 8-10-34 TRUST PARTNERS LLC	$700,000	1331 L ST NW	Ward 2	N/A	N/A	N/A	N/A	N/A	N/A	N/A	N/A	N/A	N/A	N/A	N/A	N/A	N/A	N/A	N/A	N/A	N/A	
2018	Housing Finance Agency	HFA Revenue Bond Issuance	Revenue Bo	Dantes Partners	$48,160,000	1400 Florida Ave NE	Ward 5	Not Ava	8	179	##	0	0	0	##	0	0	0	0	0	0	N/A	N/A	Partial - Under Constructi on	Yes	
2018	Department of Housing and Community Development	Housing Production Trust Fund	HPTF Loan	Dantes Partners	$23,261,307	1400 Florida Ave NE	Ward 5																			
2018	Housing Finance Agency	4% Low Income Housing Tax Credit	Tax Credit (F	Dantes Partners	$3,426,694	1400 Florida Ave NE	Ward 5																			
2018	Department of Housing and Community Development	Housing Production Trust Fund	HPTF Loan	E Street Cooperative Association, Inc.	$1,221,261	1431 E Street Northeast	Ward 6	2	7	10	10	1	0	3	6	10	0	0	0	0	0	N/A	No	No	Yes	

FY	Agency	Incentive Name	Incentive Type	Recipient Name	Incentive Amount	MAR Address of Investment	MAR_Ward	Number of District Residents Employed	Number of CBEs	Total Affordable Units Produced or Preserved	30% AMI	50% AMI	60% AMI	80% AMI	1 BRs	2 BRs	3 BRs	4+ BRs	Efficiency	SRO	Unknown BRs	Amenity Produced or Enhanced	Is recipient in compliance with District resident employment requirements?	CBE Compliant?	Affordable Housing Compliance? (Covenanted)	Additional Incentive Benefits
2018	None - Tax Expenditure	Real Property Tax Abatement	Tax Abatem	151 Q STREET RESIDENTIAL LLC	$216,599	150 HARRY THOMAS WAY NE	Ward 5	N/A	N/A	N/A	N/A	N/A	N/A	N/A	N/A	N/A	N/A	N/A	N/A	N/A	N/A	N/A	N/A	N/A	N/A	
2018	None - Tax Expenditure	Real Property Tax Abatement	Tax Abatem	151 Q STREET RESIDENTIAL LLC	$358,257	150 Q ST NE	Ward 5	N/A	N/A	N/A	N/A	N/A	N/A	N/A	N/A	N/A	N/A	N/A	N/A	N/A	N/A	N/A	N/A	N/A	N/A	
2018	None - Tax Expenditure	Real Property Tax Abatement	Tax Abatem	151 Q STREET RESIDENTIAL LLC	$611,008	151 Q ST NE	Ward 5	N/A	N/A	N/A	N/A	N/A	N/A	N/A	N/A	N/A	N/A	N/A	N/A	N/A	N/A	N/A	N/A	N/A	N/A	
2018	Department of Housing and Community Development	Housing Production Trust Fund	HPTF Loan	HABITAT FOR HUMANITY OF WASHINGTON, D.C., INC	$400,000	1715 28th Pl SE	Ward 7	Not Ava	4	14	0	5	0	9	0	7	7	0	0	0	0	N/A	N/A	Partial - Under Construction	Yes	
2018	Deputy Mayor for Planning and Economic Development	Neighborhood Prosperity Fund	Grant	Addisleigh Park Washington Properties, LLC	$700,000	1803 Rhode Island Avenue, NE	Ward 5	Not Ava	N/A	N/A	N/A	N/A	N/A	N/A	N/A	N/A	N/A	N/A	N/A	N/A	N/A	Commercial Revitalization	N/A	Not Available	N/A	NPF funding provides gap financing for commercial portions of projects
2018	None - Tax Expenditure	Real Property Tax Abatement	Tax Abatem	UNITED NEGRO COLLEGE FUND INC	$424,360	1805 7TH ST NW 100	Ward 1	N/A	N/A	N/A	N/A	N/A	N/A	N/A	N/A	N/A	N/A	N/A	N/A	N/A	N/A	N/A	N/A	N/A	N/A	
2018	Housing Finance Agency	4% Low Income Housing Tax Credit	Tax Credit (F	1901 C STREET SE, LLC & Hill East Parcel F, LLC	$19,340,000	1900 Massachussetts Ave NE	Ward 7	0	9	131	##	0	16	0	ND	ND	ND	ND	ND	ND	ND	N/A	In Progress	Partial - Under Construction	Yes	Development Program: - 362 total apartment units (131 total affordable units which includes 100
2018	None - Tax Expenditure	Real Property Tax Abatement	Tax Abatem	DC STADIUM LLC	$1,425,435	1930 1ST ST SW	Ward 6	N/A	43	N/A	N/A	N/A	N/A	N/A	N/A	N/A	N/A	N/A	N/A	N/A	N/A	N/A	N/A	Yes	N/A	Construction of DC United Soccer Stadium

FY	Agency	Incentive Name	Incentive Type	Recipient Name	Incentive Amount	MAR Address of Investment	MAR_Ward	Number of District Residents Employed	Number of CBEs	Total Affordable Units Produced or Preserved	30% AMI	50% AMI	60% AMI	80% AMI	1 BRs	2 BRs	3 BRs	4+ BRs	Efficiency	SRO	Unknown BRs	Amenity Produced or Enhanced	Is recipient in compliance with District resident employment requirements?	CBE Compliant?	Affordable Housing Compliance? (Covenanted)	Additional Incentive Benefits
2018	None - Tax Expenditure	Real Property Tax Abatement	Tax Abatem	151 Q STREET RESIDENTIAL LLC	$518,789	200 Q ST NE	Ward 5	N/A	N/A	N/A	N/A	N/A	N/A	N/A	N/A	N/A	N/A	N/A	N/A	N/A	N/A	N/A	N/A	N/A	N/A	
2018	None - Tax Expenditure	Real Property Tax Abatement	Tax Abatem	151 Q STREET RESIDENTIAL LLC	$138,920	201 Q ST NE	Ward 5	N/A	N/A	N/A	N/A	N/A	N/A	N/A	N/A	N/A	N/A	N/A	N/A	N/A	N/A	N/A	N/A	N/A	N/A	
2018	Department of Housing and Community Development	Housing Production Trust Fund	HPTF Loan	22 Atlantic Cooperative Association, Inc.	$2,669,924	22 Atlantic Street Southeast	Ward 8	Not Ava	N/A	15	3	8	4	0	8	6	0	0	1	0	0	N/A	N/A	Not Available	Yes	
2018	Department of Housing and Community Development	9% Low Income Housing Tax Credit	Tax Credit (F	FC 227, LLC	$465,330	227 Tingey St SE	Ward 6	18	19	53	0	53	0	0	30	18	0	0	5	0	0	N/A	In Progress	Partial - Under Construction	Yes	
2018	Housing Finance Agency	HFA Revenue Bond Issuance	Revenue Bo	FC 227, LLC	$50,000,000	227 Tingey St SE	Ward 6																			
2018	Housing Finance Agency	4% Low Income Housing Tax Credit	Tax Credit (F	FC 227, LLC	$465,330	227 Tingey St SE	Ward 6																			
2018	Housing Finance Agency	HFA Revenue Bond Issuance	Revenue Bo	Vesta Corporation	$11,310,000	2306 Hartford St SE	Ward 8	Not Ava	11	94	10	84	0	0	1	25	68	0	0	0	0	N/A	N/A	No	Yes	
2018	Department of Housing and Community Development	Housing Production Trust Fund	HPTF Loan	Vesta Maplewood LLC	$6,695,000	2306 Hartford St SE	Ward 8																			
2018	Housing Finance Agency	4% Low Income Housing Tax Credit	Tax Credit (F	Vesta Maplewood LLC	$703,951	2306 Hartford St SE	Ward 8																			
2018	None - Tax Expenditure	Real Property Tax Abatement	Tax Abatem	2300 PENNSYLVANIA AVENUE LLC	$95,715	2323 PENNSYLVANIA AVE SE	Ward 7	N/A	N/A	N/A	N/A	N/A	N/A	N/A	N/A	N/A	N/A	N/A	N/A	N/A	N/A	N/A	N/A	N/A	N/A	

FY	Agency	Incentive Name	Incentive Type	Recipient Name	Incentive Amount	MAR Address of Investment	MAR_Ward	Number of District Residents Employed	Number of CBEs	Total Affordable Units Produced or Preserved	30% AMI	50% AMI	60% AMI	80% AMI	1 BRs	2 BRs	3 BRs	4+ BRs	Efficiency	SRO	Unknown BRs	Amenity Produced or Enhanced	Is recipient in compliance with District resident employment requirements?	CBE Compliant?	Affordable Housing Compliance? (Covenanted)	Additional Incentive Benefits
2018	Housing Finance Agency	HFA Revenue Bond Issuance	Revenue Bo	NHP/DCHFA/Woodmont Crossing United Tenants Assoc.	$25,543,000	2327 Good Hope Rd SE	Ward 8	2	5	176	0	0	##	0	0	##	56	0	0	0	0	N/A	Yes	Yes	Yes	
2018	Housing Finance Agency	4% Low Income Housing Tax Credit	Tax Credit (F	Woodmont Crossing United Tenant Association	$1,328,748	2327 Good Hope Rd SE	Ward 8																			
2018	None - Tax Expenditure	Real Property Tax Abatement	Tax Abatem	T-C REPUBLIC SQUARE OWNER LLC	$109,968	25 MASSACHUSETTS AVE NW	Ward 6	N/A	N/A	N/A	N/A	N/A	N/A	N/A	N/A	N/A	N/A	N/A	N/A	N/A	N/A	N/A	N/A	N/A	N/A	
2018	None - Tax Expenditure	Real Property Tax Abatement	Tax Abatem	UNION PLACE PHASE I LLC	$356,805	250 K ST NE	Ward 6	N/A	N/A	N/A	N/A	N/A	N/A	N/A	N/A	N/A	N/A	N/A	N/A	N/A	N/A	N/A	N/A	N/A	N/A	
2018	Deputy Mayor for Planning and Economic Development	Neighborhood Prosperity Fund	Grant	Organizing Neighborhood Equity	$700,000	2500 Martin Luther King, Jr. Avenue, SE	Ward 8	Not Ava	N/A	N/A	N/A	N/A	N/A	N/A	N/A	N/A	N/A	N/A	N/A	N/A	N/A	Commercial Revitalization	N/A	Not Available	N/A	NPF funding provides gap financing for commercial portions of projects
2018	Department of Housing and Community Development	Housing Production Trust Fund	HPTF Loan	BCC Preservation Fund I, LLC.	$900,000	2530 Park Pl SE	Ward 7	Not Ava	N/A	21	0	21	0	0	21	0	0	0	0	0	0	N/A	N/A	Not Available	Yes	
2018	Deputy Mayor for Planning and Economic Development	Tax Increment Financing	TIF	Skyland Holdings LLC	$40,000,000	2646 Naylor Road SE, Washington, District of Columbia 20020	Ward 7	74	9	131	##	0	16	0	ND	ND	ND	ND	ND	ND	ND	N/A	In Progress	Partial - Under Construction	Yes	Development Program: - 362 total apartment units (131 total affordable units which includes 100
2018	Housing Finance Agency	HFA Revenue Bond Issuance	Revenue Bo	District of Columbia Housing Authority / Capital Housing Partners LLC	$38,041,000	2841 Robinson Pl SE	Ward 8	Not Ava	15	220	##	15	##	0	0	63	59	15	0	0	0	N/A	N/A	No	Yes	

FY	Agency	Incentive Name	Incentive Type	Recipient Name	Incentive Amount	MAR Address of Investment	MAR_Ward	Number of District Residents Employed	Number of CBEs	Total Affordable Units Produced or Preserved	30% AMI	50% AMI	60% AMI	80% AMI	1 BRs	2 BRs	3 BRs	4+ BRs	Efficiency	SRO	Unknown BRs	Amenity Produced or Enhanced	Is recipient in compliance with District resident employment requirements?	CBE Compliant?	Affordable Housing Compliance? (Covenanted)	Additional Incentive Benefits
2018	Department of Housing and Community Development	Housing Production Trust Fund	HPTF Loan	Parkway Overlook II LP	$20,100,000	2841 Robinson Pl SE	Ward 8																			
2018	Housing Finance Agency	4% Low Income Housing Tax Credit	Tax Credit (F	Parkway Overlook II LP	$2,790,499	2841 Robinson Pl SE	Ward 8																			
2018	None - Tax Expenditure	Real Property Tax Abatement	Tax Abatem	STEUART H STREET LLC	$301,809	300 - 380 H ST NE	Ward 6	N/A	N/A	N/A	N/A	N/A	N/A	N/A	N/A	N/A	N/A	N/A	N/A	N/A	N/A	N/A	N/A	N/A	N/A	
2018	Department of Housing and Community Development	Housing Production Trust Fund	HPTF Loan	301 Delafield NW LLC	$2,996,612	301 Delafield Pl NW	Ward 4	Not Ava	N/A	23	7	9	0	7	20	1	0	0	2	0	0	N/A	N/A	Not Available	Yes	
2018	Housing Finance Agency	HFA Revenue Bond Issuance	Revenue Bo	MRP Realty Partners/Taylor Adams Associates	$21,500,000	3534 East Capitol St NE	Ward 7	9	26	95	5	90	0	0	23	60	12	0	0	0	0	N/A	In Progress	Partial - Under Construction	Yes	
2018	Department of Housing and Community Development	Housing Production Trust Fund	HPTF Loan	MRP Realty Partners/Taylor Adams Associates	$19,665,633	3534 East Capitol St NE	Ward 7																			
2018	Housing Finance Agency	4% Low Income Housing Tax Credit	Tax Credit (F	MRP Realty Partners/Taylor Adams Associates	$1,471,279	3534 East Capitol St NE	Ward 7																			
2018	Department of Housing and Community Development	Housing Production Trust Fund	HPTF Loan	Milestone Senior Owner LLC	$6,909,668	3539 A St SE	Ward 7	Not Ava	14	60	15	45	0	0	45	7	0	0	8	0	0	N/A	N/A	No	Yes	
2018	Department of Housing and Community Development	9% Low Income Housing Tax Credit	Tax Credit (F	Milestone Senior Owner LLC	$999,999	3539 A St SE	Ward 7																			

FY	Agency	Incentive Name	Incentive Type	Recipient Name	Incentive Amount	MAR Address of Investment	MAR_Ward	Number of District Residents Employed	Number of CBEs	Total Affordable Units Produced or Preserved	30% AMI	50% AMI	60% AMI	80% AMI	1 BRs	2 BRs	3 BRs	4+ BRs	Efficiency	SRO	Unknown BRs	Amenity Produced or Enhanced	Is recipient in compliance with District resident employment requirements?	CBE Compliant?	Affordable Housing Compliance? (Covenanted)	Additional Incentive Benefits
2018	Deputy Mayor for Planning and Economic Development	Industrial Revenue Bond	Revenue Bo	Sidwell Friends School	$24,500,000	3825 Wisconsin Ave., NW	Ward 3	Not Ava	N/A	N/A	N/A	N/A	N/A	N/A	N/A	N/A	N/A	N/A	N/A	N/A	N/A	Acquisition and Renovations of New School Facility	N/A	Not Available	N/A	the acquisition and renovations of 3720 Upton Street, NW (Lot 1825, Square 0818), for school use, including
2018	Department of Housing and Community Development	Housing Production Trust Fund	HPTF Loan	Belmont Crossing Partners, LLC	$8,000,000	4201 7th St SE	Ward 8	Not Ava	N/A	275	0	0	##	0	##	##	25	0	12	0	0	N/A	N/A	Not Available	Yes	
2018	None - Tax Expenditure	Real Property Tax Abatement	Tax Abatem	BLUE SKYE DEVELOPMENT LLC	$30,000	4427 HAYES ST NE	Ward 7	N/A	N/A	N/A	N/A	N/A	N/A	N/A	N/A	N/A	N/A	N/A	N/A	N/A	N/A	N/A	N/A	N/A	N/A	
2018	Department of Housing and Community Development	Housing Production Trust Fund	HPTF Loan	Transitional Housing Corporation dba, Housing Up	$1,155,369	4506 Georgia Ave NW	Ward 4	Not Ava	N/A	12	12	12	0	0	0	0	10	2	0	0	0	N/A	N/A	Not Available	Yes	
2018	Department of Housing and Community Development	Housing Production Trust Fund	HPTF Loan	Ben-E Group Cooperative Association, Inc.	$2,517,596	4701 Benning Rd SE	Ward 7	0	N/A	29	29	3	25	1	0	14	14	0	0	1	0	N/A	N/A - Cancelled,	Not Available	Yes	
2018	Department of Housing and Community Development	Housing Production Trust Fund	HPTF Loan	Tivoli Gardens Owner LLC	$2,572,500	4811-4819 North Capitol St NE	Ward 4	Not Ava	N/A	49	4	8	37	0	49	0	0	0	0	0	0	N/A	N/A	Not Available	Yes	
2018	Department of Housing and Community Development	Housing Production Trust Fund	HPTF Loan	Amber Overlook LLC	$5,872,431	4922-5000 CALL PLACE SE	Ward 7	Not Ava	9	32	32	0	6	0	26	6	0	24	2	0	0		N/A	Partial - Under Construction	Yes	
2018	Department of Housing and Community Development	Housing Production Trust Fund	HPTF Loan	Phoenix Cooperative Assn.	$1,371,913	505 Jefferson St NW	Ward 4	Not Ava	N/A	20	13	5	0	2	14	6	0	0	0	0	0	N/A	N/A	Not Available	Yes	

FY	Agency	Incentive Name	Incentive Type	Recipient Name	Incentive Amount	MAR Address of Investment	MAR_Ward	Number of District Residents Employed	Number of CBEs	Total Affordable Units Produced or Preserved	30% AMI	50% AMI	60% AMI	80% AMI	1 BRs	2 BRs	3 BRs	4+ BRs	Efficiency	SRO	Unknown BRs	Amenity Produced or Enhanced	Is recipient in compliance with District resident employment requirements?	CBE Compliant?	Affordable Housing Compliance? (Covenanted)	Additional Incentive Benefits
2018	Deputy Mayor for Planning and Economic Development	Neighborhood Prosperity Fund	Grant	The NHP Foundation	$700,000	5131 Nannie Helen Burroughs Ave, NE	Ward 7	Not Ava	N/A	N/A	N/A	N/A	N/A	N/A	N/A	N/A	N/A	N/A	N/A	N/A	N/A	Commercial Revitalization	N/A	Not Available	N/A	NPF funding provides gap financing for commercial portions of projects
2018	Department of Housing and Community Development	Housing Production Trust Fund	HPTF Loan	5400 5th Street, NW, LLC	$1,395,086	5400 5th St NW	Ward 4	Not Ava	N/A	20	5	8	4	3	0	20	0	0	0	0	0	N/A	N/A	Not Available	Yes	
2018	None - Tax Expenditure	Real Property Tax Abatement	Tax Abatem	ARCHSTONE NORTH CAPITOL HILL	$360,343	55 M St NE	Ward 6	N/A	N/A	N/A	N/A	N/A	N/A	N/A	N/A	N/A	N/A	N/A	N/A	N/A	N/A	N/A	N/A	N/A	N/A	
2018	Department of Housing and Community Development	Housing Production Trust Fund	HPTF Loan	Wesley Brookland, LLC	$8,825,000	617 Hamlin St NE	Ward 5	Not Ava	9	80	15	0	65	0	80	0	0	0	0	0	0	N/A	N/A	Partial - Under Construction	Yes	
2018	Department of Housing and Community Development	9% Low Income Housing Tax Credit	Tax Credit (F	Wesley Brookland, LLC	$689,100	617 Hamlin St NE	Ward 5																			
2018	Housing Finance Agency	HFA Revenue Bond Issuance	Revenue Bo	Wesley Housing Development Corporation	$10,190,000	617 Hamlin St NE	Ward 5																			
2018	Department of Housing and Community Development	Housing Production Trust Fund	HPTF Loan	710 Unidos Cooperative	$1,906,250	710 Jefferson St NW	Ward 4	Not Ava	N/A	14	5	7	0	2	11	3	0	0	0	0	0	N/A	N/A	Not Available	Yes	
2018	None - Tax Expenditure	Real Property Tax Abatement	Tax Abatem	801 NEW JERSEY PHASE 1 LLC	$424,185	77 H ST NW	Ward 6	N/A	N/A	N/A	N/A	N/A	N/A	N/A	N/A	N/A	N/A	N/A	N/A	N/A	N/A	N/A	N/A	N/A	N/A	
2018	Housing Finance Agency	HFA Revenue Bond Issuance	Revenue Bo	The Foundation	$39,000,000	800 6th St NW	Ward 2	Not Ava	5	153	0	153	0	0	##	18	0	0	0	0	0	N/A	N/A	Yes	Yes	

FY	Agency	Incentive Name	Incentive Type	Recipient Name	Incentive Amount	MAR Address of Investment	MAR_Ward	Number of District Residents Employed	Number of CBEs	Total Affordable Units Produced or Preserved	30% AMI	50% AMI	60% AMI	80% AMI	1 BRs	2 BRs	3 BRs	4+ BRs	Efficiency	SRO	Unknown BRs	Amenity Produced or Enhanced	Is recipient in compliance with District resident employment requirements?	CBE Compliant?	Affordable Housing Compliance? (Covenanted)	Additional Incentive Benefits
2018	Housing Finance Agency	4% Low Income Housing Tax Credit	Tax Credit (F	Wah Luck House Preservation LLC	$2,304,806	800 6th St NW	Ward 2																			
2018	Department of Housing and Community Development	Housing Production Trust Fund	HPTF Loan	Manna, Inc.	$508,950	812 T St NW	Ward 1	0	5	4	0	0	4	0	0	0	4	0	0	0	0	N/A	N/A - Cancelled,	Yes	Yes	
2018	Department of Housing and Community Development	Housing Production Trust Fund	HPTF Loan	Liberty Place Apartments LLC	$9,248,431	881 3rd St NW	Ward 6	0	9	71	14	53	4	0	56	7	0	0	8	0	0	N/A	In Progress	Partial - Under Constructi on	Yes	
2018	Housing Finance Agency	4% Low Income Housing Tax Credit	Tax Credit (F	Liberty Place Apartments LLC	$1,192,983	881 3rd St NW	Ward 6																			
2018	Housing Finance Agency	HFA Revenue Bond Issuance	Revenue Bo	NHT/IBF	$16,800,000	881 3rd St NW	Ward 6																			
2018	Department of Housing and Community Development	Housing Production Trust Fund	HPTF Loan	Capitol Vista Community Partners, LLC.	$18,006,741	888 New Jersey Ave NW	Ward 6	Not Ava	11	104	21	83	0	0	62	31	0	0	11	0	0	N/A	N/A	Partial - Under Constructi on	Yes	
2018	Housing Finance Agency	4% Low Income Housing Tax Credit	Tax Credit (F	Capitol Vista Community Partners, LLC.	$1,028,112	888 New Jersey Ave NW	Ward 6																			
2018	Housing Finance Agency	HFA Revenue Bond Issuance	Revenue Bo	Dantes Partners	$25,235,000	888 New Jersey Ave NW	Ward 6																			
2018	Housing Finance Agency	HFA Revenue Bond Issuance	Revenue Bo	WinnDevelopment Company LP	$12,999,000	908 Eastern Ave NE	Ward 7	0	7	97	0	0	72	24	50	47	0	0	0	0	0	N/A	Yes	Yes	Yes	
2018	Department of Housing and Community Development	Housing Production Trust Fund	HPTF Loan	WinnDevelopment Company LP	$12,924,375	908 Eastern Ave NE	Ward 7																			

FY	Agency	Incentive Name	Incentive Type	Recipient Name	Incentive Amount	MAR Address of Investment	MAR_Ward	Number of District Residents Employed	Number of CBEs	Total Affordable Units Produced or Preserved	30% AMI	50% AMI	60% AMI	80% AMI	1 BRs	2 BRs	3 BRs	4+ BRs	Efficiency	SRO	Unknown BRs	Amenity Produced or Enhanced	Is recipient in compliance with District resident employment requirements?	CBE Compliant?	Affordable Housing Compliance? (Covenanted)	Additional Incentive Benefits
2018	Deputy Mayor for Planning and Economic Development	Land Disposition Agreement	Land Disposi	Sherman Avenue LLC	$6,066,000	965 Florida Ave NW	Ward 1	53	11	126												N/A	In Progress	Partial - Under Constructi on	Yes	The Developer will provide over $3.4M in public benefits including funding for (1) a Local Retail Assistance Program, (2) a
2018	Department of Housing and Community Development	New Communitie s Initiative	Grant	Far SE Family Strengthening Collaborative	$515,000	2043 Martin Luther King, Jr. Avenue, SE, Suite 400, Washington, DC 20020																				
2019	Department of Housing and Community Development	Housing Preservation Fund	HPF Loan	MANNA	$1,150,000	1216-1218 Eastern Ave NE 20019; 5909 Clay St NE 20019; 4452-4456 B St SE 20019; 5050-5056 A St SE 20019; 516 60th St NE 20019; 5011 B St SE 20019; 5031 Bass Place SE 20019	Ward 7	N/A	N/A	137	##	3	0	0	0	ND	ND	ND	ND	ND	ND	N/A	N/A	N/A	Yes	
2019	None - Tax Expenditure	Real Property Tax Abatement	Tax Abatem	DC STADIUM LLC	$101,248	R ST SW	N/A	N/A	N/A	N/A	N/A	N/A	N/A	N/A	N/A	N/A	N/A	N/A	N/A	N/A	N/A	N/A	N/A	N/A	N/A	
2019	None - Tax Expenditure	Tax Exemption	Tax Exempti	R-2 BENNING RESIDENTIAL LLC	$146,458	0120 45TH ST NE	Ward 7	N/A	N/A	N/A	N/A	N/A	N/A	N/A	N/A	N/A	N/A	N/A	N/A	N/A	N/A	N/A	N/A	N/A	N/A	
2019	None - Tax Expenditure	Tax Exemption	Tax Exempti	CAPITOL HOUSING PARTNERS LLC	$882,814	0125 CANAL ST SE	Ward 6	N/A	N/A	N/A	N/A	N/A	N/A	N/A	N/A	N/A	N/A	N/A	N/A	N/A	N/A	N/A	N/A	N/A	N/A	
2019	None - Tax Expenditure	Tax Exemption	Tax Exempti	THE MUSEUM OF THE BIBLE INC	$585,811	0300 D ST SW	Ward 6	N/A	N/A	N/A	N/A	N/A	N/A	N/A	N/A	N/A	N/A	N/A	N/A	N/A	N/A	N/A	N/A	N/A	N/A	
2019	None - Tax Expenditure	Tax Exemption	Tax Exempti	FORD'S THEATRE SOCIETY	$77,767	0514 10TH ST NW	Ward 2	N/A	N/A	N/A	N/A	N/A	N/A	N/A	N/A	N/A	N/A	N/A	N/A	N/A	N/A	N/A	N/A	N/A	N/A	
2019	None - Tax Expenditure	Tax Exemption	Tax Exempti	EDGEWOOD TERRACE ONE LLC	$245,214	0601 EDGEWOOD ST NE	Ward 5	N/A	N/A	N/A	N/A	N/A	N/A	N/A	N/A	N/A	N/A	N/A	N/A	N/A	N/A	N/A	N/A	N/A	N/A	
2019	None - Tax Expenditure	Tax Exemption	Tax Exempti	1 SQUARE 882N AFFORDABLE LP	$96,613	0601 L ST SE	Ward 6	N/A	N/A	N/A	N/A	N/A	N/A	N/A	N/A	N/A	N/A	N/A	N/A	N/A	N/A	N/A	N/A	N/A	N/A	
2019	None - Tax Expenditure	Tax Exemption	Tax Exempti	NATIONAL MUSEUM WOMEN IN ARTS	$387,599	0801 13TH ST NW	Ward 6	N/A	N/A	N/A	N/A	N/A	N/A	N/A	N/A	N/A	N/A	N/A	N/A	N/A	N/A	N/A	N/A	N/A	N/A	

FY	Agency	Incentive Name	Incentive Type	Recipient Name	Incentive Amount	MAR Address of Investment	MAR_Ward	Number of District Residents Employed	Number of CBEs	Total Affordable Units Produced or Preserved	30% AMI	50% AMI	60% AMI	80% AMI	1 BRs	2 BRs	3 BRs	4+ BRs	Efficiency	SRO	Unknown BRs	Amenity Produced or Enhanced	Is recipient in compliance with District resident employment requirements?	CBE Compliant?	Affordable Housing Compliance? (Covenanted)	Additional Incentive Benefits
2019	None - Tax Expenditure	Real Property Tax Abatement	Tax Abatem	WASHINGTON GATEWAY APARTMENTS VENTURE LLC	$2,328,888	100 FLORIDA AVE NE	Ward 5	N/A	N/A	N/A	N/A	N/A	N/A	N/A	N/A	N/A	N/A	N/A	N/A	N/A	N/A	N/A	N/A	N/A	N/A	
2019	Department of Housing and Community Development	Housing Preservation Fund	HPF Loan	CRG Urban	$322,264	101 41 Street NE	Ward 7	N/A	N/A	6	5	0	1	0	0	ND	ND	ND	ND	ND	ND	N/A	N/A	N/A	Yes	
2019	Deputy Mayor for Planning and Economic Development	Legacy Business	Grant	Lee's Flower and Card Shop, Inc	$250,000	1026 U st NW	Ward 1	N/A	N/A	N/A	N/A	N/A	N/A	N/A	N/A	N/A	N/A	N/A	N/A	N/A	N/A	Store Façade Renovations	Yes	Yes	N/A	Lee's Flower and Card Shop Inc. is a locally owned family florist offering full-service custom floral arrangements, balloons,
2019	None - Tax Expenditure	Tax Exemption	Tax Exempti	PLAZA WEST LLC	$545,161	1035 4TH ST NW	Ward 6	N/A	N/A	N/A	N/A	N/A	N/A	N/A	N/A	N/A	N/A	N/A	N/A	N/A	N/A	N/A	N/A	N/A	N/A	
2019	None - Tax Expenditure	Tax Exemption	Tax Exempti	GOLDEN RULE PLAZA INC	$490,839	1050 NEW JERSEY AV	Ward 6	N/A	N/A	N/A	N/A	N/A	N/A	N/A	N/A	N/A	N/A	N/A	N/A	N/A	N/A	N/A	N/A	N/A	N/A	
2019	Deputy Mayor for Planning and Economic Development	New Communities Initiative	Grant	NHP LLC	$1,500,000	1090 Vermont Ave NW Ste 400	Ward 2	N/A	N/A	N/A	N/A	N/A	N/A	N/A	N/A	N/A	N/A	N/A	N/A	N/A	N/A	N/A	N/A	N/A	N/A	N/A
2019	None - Tax Expenditure	Tax Exemption	Tax Exempti	2 SQUARE 769N AFFORDABLE OWNER LLC	$88,732	1100 2ND PL SE	Ward 6	N/A	N/A	N/A	N/A	N/A	N/A	N/A	N/A	N/A	N/A	N/A	N/A	N/A	N/A	N/A	N/A	N/A	N/A	
2019	Department of Housing and Community Development	Housing Production Trust Fund	HPTF Loan	St. Elizabeths I LP	$28,792,923	1100 Alabama Ave SE	Ward 8	Not Ava	10	202	19	183	0	0	88	35	70	0	9	0	0	N/A	In Progress	Partial - Under Construction	Yes	
2019	Housing Finance Agency	4% Low Income Housing Tax Credit	Tax Credit (F	St. Elizabeths I LP	$3,041,359	1100 Alabama Ave SE	Ward 8																		Yes	
2019	Housing Finance Agency	HFA Revenue Bond	Revenue Bo	St. Elizabeth's I LP	$52,400,000	1100 Alabama Ave SE	Ward 8																		Yes	

FY	Agency	Incentive Name	Incentive Type	Recipient Name	Incentive Amount	MAR Address of Investment	MAR_Ward	Number of District Residents Employed	Number of CBEs	Total Affordable Units Produced or Preserved	30% AMI	50% AMI	60% AMI	80% AMI	1 BRs	2 BRs	3 BRs	4+ BRs	Efficiency	SRO	Unknown BRs	Amenity Produced or Enhanced	Is recipient in compliance with District resident employment requirements?	CBE Compliant?	Affordable Housing Compliance? (Covenanted)	Additional Incentive Benefits
2019	Department of Housing and Community Development	Housing Preservation Fund	HPF Loan	Banneker Ventures (sponsor)	$640,000	1101 Euclid NW	Ward 1	N/A	N/A	34	15	0	8	0	11	ND	ND	ND	ND	ND	ND	N/A	N/A	N/A	Yes	
2019	Housing Finance Agency	HFA Revenue Bond	Revenue Bo	Mass Place Apartments, LLC	$18,500,000	1111 Massachusetts Ave NW	Ward 2	0	1	160	0	0	##	0	9	0	0	0	151	0	0	N/A	N/A - Cancelled,	No	Yes	
2019	None - Tax Expenditure	Tax Exemption	Tax Exempti	MASS PLACE APARTMENTS LLC	$383,379	1111 MASSACHUSETTS AVE NW	Ward 2	N/A	N/A	N/A	N/A	N/A	N/A	N/A	N/A	N/A	N/A	N/A	N/A	N/A	N/A	N/A	N/A	N/A	N/A	
2019	Department of Housing and Community Development	Housing Preservation Fund	HPF Loan	MANNA	$975,000	1112 Eastern Ave, NE, 20019; 5510 Nannie Helen Burroughs Ave, NE 20019; 5019 B Street, SE 20019; 5119 Astor Place, SE 20019; 5821 Field Place, NE 20019; 501 60th St NE 20019; 1106 Eastern	Ward 7	N/A	N/A	116	##	3	0	0	0	ND	ND	ND	ND	ND	ND	N/A	N/A	N/A	Yes	
2019	None - Tax Expenditure	Real Property Tax Abatement	Tax Abatem	ARCHSTONE NORTH CAPITOL HILL LP	$1,666,945	1160 1st St NE	Ward 6	N/A	N/A	N/A	N/A	N/A	N/A	N/A	N/A	N/A	N/A	N/A	N/A	N/A	N/A	N/A	N/A	N/A	N/A	
2019	None - Tax Expenditure	Tax Exemption	Tax Exempti	TYLER HOUSE ASSOCIATES 95 L.P.	$785,289	1200 NORTH CAPITOL ST NW	Ward 6	N/A	N/A	N/A	N/A	N/A	N/A	N/A	N/A	N/A	N/A	N/A	N/A	N/A	N/A	N/A	N/A	N/A	N/A	
2019	None - Tax Expenditure	Qualified Supermarket Tax Incentive	Tax Exempti	The Flats DC Grocery LLC (Harris Teeter)	$480,243	1201 1st Street NE	Ward 6	N/A	N/A	N/A	N/A	N/A	N/A	N/A	N/A	N/A	N/A	N/A	N/A	N/A	N/A	N/A	N/A	N/A	N/A	
2019	Deputy Mayor for Planning and Economic Development	Legacy Business	Grant	1213 U Street LLC,	$1,000,000	1214 U st, NW Washington, DC	Ward 1	0	N/A	N/A	N/A	N/A	N/A	N/A	N/A	N/A	N/A	N/A	N/A	N/A	N/A	Restaurant and Office Renovations	In Progress	Yes	N/A	Work Description Restaurant area demolition and upgrades Upgraded Commercial Kitchen
2019	None - Tax Expenditure	Tax Exemption	Tax Exempti	KING HOUSING LLC	$310,812	1220 12th St NW	Ward 2	N/A	N/A	N/A	N/A	N/A	N/A	N/A	N/A	N/A	N/A	N/A	N/A	N/A	N/A	N/A	N/A	N/A	N/A	

FY	Agency	Incentive Name	Incentive Type	Recipient Name	Incentive Amount	MAR Address of Investment	MAR_Ward	Number of District Residents Employed	Number of CBEs	Total Affordable Units Produced or Preserved	30% AMI	50% AMI	60% AMI	80% AMI	1 BRs	2 BRs	3 BRs	4+ BRs	Efficiency	SRO	Unknown BRs	Amenity Produced or Enhanced	Is recipient in compliance with District resident employment requirements?	CBE Compliant?	Affordable Housing Compliance? (Covenanted)	Additional Incentive Benefits
2019	Deputy Mayor for Planning and Economic Development	Neighborhood Prosperity Fund	Grant	H.E.P. Construction	$350,000	1228 Good Hope Road, SE,	Ward 8	Not Ava	N/A	N/A	N/A	N/A	N/A	N/A	N/A	N/A	N/A	N/A	N/A	N/A	N/A	Commercial Revitalization	N/A	Not Available	N/A	NPF funding providues gap financing for commercial portions of projects
2019	None - Tax Expenditure	Real Property Tax Abatement	Tax Abatem	THE FLATS 130 DC RESIDENTIAL LLC	$1,754,068	130 M ST NE	Ward 6	N/A	N/A	N/A	N/A	N/A	N/A	N/A	N/A	N/A	N/A	N/A	N/A	N/A	N/A	N/A	N/A	N/A	N/A	
2019	None - Tax Expenditure	Tax Exemption	Tax Exempti	SECOND NW COOPERATIVE HME	$95,126	1301 - 1339 5TH ST NW	Ward 6	N/A	N/A	N/A	N/A	N/A	N/A	N/A	N/A	N/A	N/A	N/A	N/A	N/A	N/A	N/A	N/A	N/A	N/A	
2019	None - Tax Expenditure	Tax Exemption	Tax Exempti	ATLAS PERFORMING ARTS CENTER	$594,159	1313 - 1333 H ST NE	Ward 6	N/A	N/A	N/A	N/A	N/A	N/A	N/A	N/A	N/A	N/A	N/A	N/A	N/A	N/A	N/A	N/A	N/A	N/A	
2019	None - Tax Expenditure	Tax Exemption	Tax Exempti	SENIOR CITIZENS HOUSING DEVELOPMENT CORPORATION	$127,406	1325 UPSHUR ST NW	Ward 4	N/A	N/A	N/A	N/A	N/A	N/A	N/A	N/A	N/A	N/A	N/A	N/A	N/A	N/A	N/A	N/A	N/A	N/A	
2019	None - Tax Expenditure	Real Property Tax Abatement	Tax Abatem	SHF 1 14W LLC	$482,503	1325 W St NW	Ward 1	N/A	N/A	N/A	N/A	N/A	N/A	N/A	N/A	N/A	N/A	N/A	N/A	N/A	N/A	N/A	N/A	N/A	N/A	
2019	None - Tax Expenditure	Tax Exemption	Tax Exempti	1330 SEVENTH STREET LIMIITED PARTNERSHIP	$653,739	1330 7TH ST NW	Ward 6	N/A	N/A	N/A	N/A	N/A	N/A	N/A	N/A	N/A	N/A	N/A	N/A	N/A	N/A	N/A	N/A	N/A	N/A	
2019	None - Tax Expenditure	Real Property Tax Abatement	Tax Abatem	MANGER 8-10-34 TRUST PARTNERS LLC	$1,110,881	1331 L ST NW	Ward 2	N/A	N/A	N/A	N/A	N/A	N/A	N/A	N/A	N/A	N/A	N/A	N/A	N/A	N/A	N/A	N/A	N/A	N/A	
2019	None - Tax Expenditure	Tax Exemption	Tax Exempti	FPE LP	$149,517	1350 - 1358 FAIRMONT ST NW	Ward 1	N/A	N/A	N/A	N/A	N/A	N/A	N/A	N/A	N/A	N/A	N/A	N/A	N/A	N/A	N/A	N/A	N/A	N/A	
2019	None - Tax Expenditure	Tax Exemption	Tax Exempti	CAPITAL FRINGE INC	$80,333	1360 FLORIDA AVE NE	Ward 5	N/A	N/A	N/A	N/A	N/A	N/A	N/A	N/A	N/A	N/A	N/A	N/A	N/A	N/A	N/A	N/A	N/A	N/A	
2019	None - Tax Expenditure	Real Property Tax Abatement	Tax Abatem	THE FLATS 140 DC RESIDENTIAL LLC	$652,535	140 M ST NE	Ward 6	N/A	N/A	N/A	N/A	N/A	N/A	N/A	N/A	N/A	N/A	N/A	N/A	N/A	N/A	N/A	N/A	N/A	N/A	
2019	None - Tax Expenditure	Qualified Supermarket Tax Incentive	Tax Exempti	Citymarket At O East And West LLC Roadside (Giant)	$384,428	1400 7th St NW	Ward 6	N/A	N/A	N/A	N/A	N/A	N/A	N/A	N/A	N/A	N/A	N/A	N/A	N/A	N/A	N/A	N/A	N/A	N/A	

FY	Agency	Incentive Name	Incentive Type	Recipient Name	Incentive Amount	MAR Address of Investment	MAR_Ward	Number of District Residents Employed	Number of CBEs	Total Affordable Units Produced or Preserved	30% AMI	50% AMI	60% AMI	80% AMI	1 BRs	2 BRs	3 BRs	4+ BRs	Efficiency	SRO	Unknown BRs	Amenity Produced or Enhanced	Is recipient in compliance with District resident employment requirements?	CBE Compliant?	Affordable Housing Compliance? (Covenanted)	Additional Incentive Benefits
2019	None - Tax Expenditure	Tax Exemption	Tax Exempti	COLUMBIA HEIGHTS VENTURES PARCEL 26 LLC	$342,535	1400 IRVING ST NW	Ward 1	N/A	N/A	N/A	N/A	N/A	N/A	N/A	N/A	N/A	N/A	N/A	N/A	N/A	N/A	N/A	N/A	N/A	N/A	
2019	None - Tax Expenditure	Tax Exemption	Tax Exempti	PORTNER FLATS LLC	$125,179	1440-1450 V ST NW	Ward 1	N/A	N/A	N/A	N/A	N/A	N/A	N/A	N/A	N/A	N/A	N/A	N/A	N/A	N/A	N/A	N/A	N/A	N/A	
2019	None - Tax Expenditure	Tax Exemption	Tax Exempti	HIGHLAND PARK WEST INVESTORS LLC	$219,223	1444 IRVING ST NW	Ward 1	N/A	N/A	N/A	N/A	N/A	N/A	N/A	N/A	N/A	N/A	N/A	N/A	N/A	N/A	N/A	N/A	N/A	N/A	
2019	Department of Housing and Community Development	Housing Production Trust Fund	HPTF Loan	Jubilee Euclid LLC	$100,000	1460 Euclid St NW	Ward 1																			
2019	Department of Housing and Community Development	Housing Preservation Fund	HPF Loan	Jubilee	$425,000	1460 Euclid St NW	Ward 1	N/A	N/A	30	30	0	0	0	0	20	5	1	0	4	0	N/A	N/A	N/A	Yes	
2019	Department of Housing and Community Development	HOME Investment Partnerships Program	Grant (Feder	Jubilee Housing Inc.	$1,500,000	1474 Columbia Rd NW	Ward 1	6	N/A	64	41	7	16	0	32	11	3	0	18	0	0	N/A	Yes	Not Available	Yes	
2019	Housing Finance Agency	HFA Revenue Bond	Revenue Bo	Jubilee Maycroft Apartments L.P.	$3,312,263	1474 Columbia Rd NW	Ward 1																			
2019	None - Tax Expenditure	Tax Exemption	Tax Exempti	JUBILEE MAYCROFT APARTMENTS LP	$202,966	1474 COLUMBIA RD NW Unit: 109	Ward 1	N/A	N/A	N/A	N/A	N/A	N/A	N/A	N/A	N/A	N/A	N/A	N/A	N/A	N/A	N/A	N/A	N/A	N/A	
2019	None - Tax Expenditure	Real Property Tax Abatement	Tax Abatem	151 Q STREET RESIDENTIAL LLC	$1,613,705	150 Q St NE	Ward 5	N/A	N/A	N/A	N/A	N/A	N/A	N/A	N/A	N/A	N/A	N/A	N/A	N/A	N/A	N/A	N/A	N/A	N/A	
2019	None - Tax Expenditure	Tax Exemption	Tax Exempti	THE STUDIO THEATRE INC	$186,357	1501 - 1509 14TH ST NW	Ward 2	N/A	N/A	N/A	N/A	N/A	N/A	N/A	N/A	N/A	N/A	N/A	N/A	N/A	N/A	N/A	N/A	N/A	N/A	
2019	None - Tax Expenditure	Tax Exemption	Tax Exempti	WOMANS NATL DEMOCRATIC CLUB	$127,069	1526 NEW HAMPSHIRE AVE NW	Ward 2	N/A	N/A	N/A	N/A	N/A	N/A	N/A	N/A	N/A	N/A	N/A	N/A	N/A	N/A	N/A	N/A	N/A	N/A	
2019	None - Tax Expenditure	Real Property Tax Abatement	Tax Abatem	JMP APARTMENTS LLC	$1,425,403	1550 7TH ST NW	Ward 6	N/A	N/A	N/A	N/A	N/A	N/A	N/A	N/A	N/A	N/A	N/A	N/A	N/A	N/A	N/A	N/A	N/A	N/A	
2019	None - Tax Expenditure	Tax Exemption	Tax Exempti	NORTHWEST COOPERATIVE HOMES	$115,627	1600 1ST ST NW	Ward 5	N/A	N/A	N/A	N/A	N/A	N/A	N/A	N/A	N/A	N/A	N/A	N/A	N/A	N/A	N/A	N/A	N/A	N/A	
2019	None - Tax Expenditure	Tax Exemption	Tax Exempti	THE PHILLIPS COLLECTION	$450,533	1600 21ST ST NW	Ward 2	N/A	N/A	N/A	N/A	N/A	N/A	N/A	N/A	N/A	N/A	N/A	N/A	N/A	N/A	N/A	N/A	N/A	N/A	

FY	Agency	Incentive Name	Incentive Type	Recipient Name	Incentive Amount	MAR Address of Investment	MAR_Ward	Number of District Residents Employed	Number of CBEs	Total Affordable Units Produced or Preserved	30% AMI	50% AMI	60% AMI	80% AMI	1 BRs	2 BRs	3 BRs	4+ BRs	Efficiency	SRO	Unknown BRs	Amenity Produced or Enhanced	Is recipient in compliance with District resident employment requirements?	CBE Compliant?	Affordable Housing Compliance? (Covenanted)	Additional Incentive Benefits
2019	None - Tax Expenditure	Tax Exemption	Tax Exempti	ASBURY DWELLINGS INC	$203,103	1616 MARION ST NW	Ward 6	N/A	N/A	N/A	N/A	N/A	N/A	N/A	N/A	N/A	N/A	N/A	N/A	N/A	N/A	N/A	N/A	N/A	N/A	
2019	Department of Insurance, Securities and Banking	District of Columbia Business Capital Program	Loan	National Children's Museum	$1,000,000	1700 K st, NW	Ward 2	21	N/A	N/A	N/A	N/A	N/A	N/A	N/A	N/A	N/A	N/A	N/A	N/A	N/A	Development of New Museum in East End Commercial District	N/A	N/A	N/A	East End commercial district gained an anchor cultural and scientific facility that can support Science,
2019	None - Tax Expenditure	Tax Exemption	Tax Exempti	GALES PLACE ASSOCIATES LIMITED PARTNERSHIP	$98,392	1701 - 1713 BENNING RD NE	Ward 6	N/A	N/A	N/A	N/A	N/A	N/A	N/A	N/A	N/A	N/A	N/A	N/A	N/A	N/A	N/A	N/A	N/A	N/A	
2019	Department of Housing and Community Development	Community Development Block Grant (CDBG)	Grant (Feder	Bread for the City Inc.	$3,600,000	1708 Good Hope Rd SE	Ward 8	4	6	N/A	N/A	N/A	N/A	N/A	N/A	N/A	N/A	N/A	N/A	N/A	N/A	27,650 sq ft community facility	In Progress	Partial - Under Construction	Yes	Development includes: a medical clinic, jobs center, and food pantry
2019	None - Tax Expenditure	Tax Exemption	Tax Exempti	CHANNING PHILLIPS HOMES LLC	$642,009	1718-1722 7TH ST NW	Ward 6	N/A	N/A	N/A	N/A	N/A	N/A	N/A	N/A	N/A	N/A	N/A	N/A	N/A	N/A	N/A	N/A	N/A	N/A	
2019	Department of Housing and Community Development	Housing Production Trust Fund	HPTF Loan	Jubilee Kalorama LLC	$100,000	1724 Kalorama Rd NW	Ward 1	N/A	N/A	25	16	9	0	0	11	7	5	2	0	0	0	N/A	N/A	N/A	N/A	
2019	None - Tax Expenditure	Tax Exemption	Tax Exempti	LINCOLN-WESTMORELAND HOUSING	$548,427	1726-1734 7TH ST NW	Ward 6	N/A	N/A	N/A	N/A	N/A	N/A	N/A	N/A	N/A	N/A	N/A	N/A	N/A	N/A	N/A	N/A	N/A	N/A	
2019	Housing Finance Agency	HFA Revenue Bond	Revenue Bo	1736 Rhode Island Ave, LLC	$12,200,000	1736 Rhode Island Ave NE	Ward 5	Not Ava	3	61	13	48	0	0	30	12	19	0	0	0	0	N/A	N/A	Partial - Under Construction	Yes	
2019	Department of Housing and Community Development	Housing Production Trust Fund	HPTF Loan	1736 Rhode Island Ave, LLC	$7,948,359	1736 Rhode Island Ave NE	Ward 5																			
2019	Housing Finance Agency	4% Low Income Housing Tax Credit	Tax Credit (F	1736 Rhode Island Ave, LLC	$606,141	1736 Rhode Island Ave NE	Ward 5																			

FY	Agency	Incentive Name	Incentive Type	Recipient Name	Incentive Amount	MAR Address of Investment	MAR_Ward	Number of District Residents Employed	Number of CBEs	Total Affordable Units Produced or Preserved	30% AMI	50% AMI	60% AMI	80% AMI	1 BRs	2 BRs	3 BRs	4+ BRs	Efficiency	SRO	Unknown BRs	Amenity Produced or Enhanced	Is recipient in compliance with District resident employment requirements?	CBE Compliant?	Affordable Housing Compliance? (Covenanted)	Additional Incentive Benefits
2019	None - Tax Expenditure	Qualified Supermarket Tax Incentive	Tax Exempti	Safeway Inc. Cpts #4202	$201,082	1747 Columbia Rd NW	Ward 1	N/A	N/A	N/A	N/A	N/A	N/A	N/A	N/A	N/A	N/A	N/A	N/A	N/A	N/A	N/A	N/A	N/A	N/A	
2019	Department of Housing and Community Development	Housing Preservation Fund	HPF Loan	NHP	$1,341,241	1915 Ridgecrest, SE	Ward 8	N/A	N/A	259	##	0	55	0	95	ND	ND	ND	ND	ND	ND	N/A	N/A	N/A	Yes	
2019	Department of Housing and Community Development	Housing Production Trust Fund	HPTF Loan	Mi Casa My House Inc.	$577,419	1928 15th St SE	Ward 8	Not Ava	N/A	2	0	2	0	0	0	0	2	0	0	0	0	N/A	N/A	Not Available	Yes	
2019	None - Tax Expenditure	Real Property Tax Abatement	Tax Abatem	DC STADIUM LLC	$1,459,222	1930 1ST ST SW	Ward 6	N/A	N/A	N/A	N/A	N/A	N/A	N/A	N/A	N/A	N/A	N/A	N/A	N/A	N/A	N/A	N/A	N/A	N/A	
2019	None - Tax Expenditure	Real Property Tax Abatement	Tax Abatem	2 M STREET REDEVELOPMENT LLC	$769,349	2 M ST NE	Ward 6	N/A	N/A	N/A	N/A	N/A	N/A	N/A	N/A	N/A	N/A	N/A	N/A	N/A	N/A	N/A	N/A	N/A	N/A	
2019	None - Tax Expenditure	Tax Exemption	Tax Exempti	Paul Laurence Dunbar Apartments LP	$300,082	2001 15th St NW	Ward 1	N/A	N/A	N/A	N/A	N/A	N/A	N/A	N/A	N/A	N/A	N/A	N/A	N/A	N/A	N/A	N/A	N/A	N/A	
2019	None - Tax Expenditure	Tax Exemption	Tax Exempti	CARVER TERRACE LP	$230,660	2008 - 2014 MARYLAND AVE NE	Ward 5	N/A	N/A	N/A	N/A	N/A	N/A	N/A	N/A	N/A	N/A	N/A	N/A	N/A	N/A	N/A	N/A	N/A	N/A	
2019	Department of Insurance, Securities and Banking	District of Columbia Business Capital Program	Loan	Plenary Enterprises LLC	$80,000	2012 Rhode Island Ave, NE	Ward 5	6	1	N/A	N/A	N/A	N/A	N/A	N/A	N/A	N/A	N/A	N/A	N/A	N/A	Support Developme nt of Walter Reed Campus	N/A	N/A	N/A	Continuing development of Walter Reed complex as an economic ballast for upper Ward 4
2019	Department of Insurance, Securities and Banking	District of Columbia Business Capital Program	Loan	Po Boy Jim LLC	$175,000	2012 Rhode Island Ave, NE	Ward 5	33	N/A	N/A	N/A	N/A	N/A	N/A	N/A	N/A	N/A	N/A	N/A	N/A	N/A	Restaurant Expansion to New Location	N/A	N/A	N/A	Restaurant has been a keystone in the H Street revitalization; the new location that this financing supported has

FY	Agency	Incentive Name	Incentive Type	Recipient Name	Incentive Amount	MAR Address of Investment	MAR_Ward	Number of District Residents Employed	Number of CBEs	Total Affordable Units Produced or Preserved	30% AMI	50% AMI	60% AMI	80% AMI	1 BRs	2 BRs	3 BRs	4+ BRs	Efficiency	SRO	Unknown BRs	Amenity Produced or Enhanced	Is recipient in compliance with District resident employment requirements?	CBE Compliant?	Affordable Housing Compliance? (Covenanted)	Additional Incentive Benefits
2019	Deputy Mayor for Planning and Economic Development	Makerspace Marketplace Grant	Grant	Ronald Dixon	$250,000	2066 Rhode Island Ave, NE 20018	Ward 5	N/A	N/A	N/A	N/A	N/A	N/A	N/A	N/A	N/A	N/A	N/A	N/A	N/A	N/A	Enhancements to Makerspace/Marketplaces	N/A	Not Available	N/A	Provide Funding to Makerspaces/ Marketplaces
2019	Department of Housing and Community Development	Housing Production Trust Fund	HPTF Loan	Manna, Inc.	$1,744,021	2200 Hunter Pl SE	Ward 8	2	N/A	10	0	2	0	8	0	0	10	0	0	0	0	N/A	Yes	Not Available	Yes	
2019	Deputy Mayor for Planning and Economic Development	Industrial Revenue Bond	Revenue Bo	Howard Center-Provident Group	$33,175,000	2225 Georgia Ave NW	Ward 1	N/A	N/A	N/A	N/A	N/A	N/A	N/A	N/A	N/A	N/A	N/A	N/A	N/A	N/A	Acquisition and Renovation of Student Dormitory Facilities	Awaiting First Sc	Not Available	N/A	
2019	None - Tax Expenditure	Tax Exemption	Tax Exempti	VIEW 14 INVESTMENTS LLC	$927,354	2305 14TH ST NW	Ward 1	N/A	N/A	N/A	N/A	N/A	N/A	N/A	N/A	N/A	N/A	N/A	N/A	N/A	N/A	N/A	N/A	N/A	N/A	
2019	Deputy Mayor for Planning and Economic Development	Neighborhood Prosperity Fund	Grant	Banneker Ventures	$750,000	2313 Martin Luther King, Jr. Ave, SE	Ward 8	Not Ava	N/A	N/A	N/A	N/A	N/A	N/A	N/A	N/A	N/A	N/A	N/A	N/A	N/A	Commercial Revitalization	N/A	Not Available	N/A	NPF funding providues gap financing for commercial portions of projects
2019	None - Tax Expenditure	Tax Exemption	Tax Exempti	2321 4TH STREET LLC	$402,717	2321 4TH ST NE	Ward 5	N/A	N/A	N/A	N/A	N/A	N/A	N/A	N/A	N/A	N/A	N/A	N/A	N/A	N/A	N/A	N/A	N/A	N/A	
2019	None - Tax Expenditure	Tax Exemption	Tax Exempti	WOODMONT CROSSING INVESTOR LLC	$149,428	2321 GOOD HOPE CT SE	Ward 8	N/A	N/A	N/A	N/A	N/A	N/A	N/A	N/A	N/A	N/A	N/A	N/A	N/A	N/A	N/A	N/A	N/A	N/A	
2019	None - Tax Expenditure	Real Property Tax Abatement	Tax Abatem	2300 PENNSYLVANIA AVENUE LLC	$122,483	2323 PENNSYLVANIA AVE SE	Ward 7	N/A	N/A	N/A	N/A	N/A	N/A	N/A	N/A	N/A	N/A	N/A	N/A	N/A	N/A	N/A	N/A	N/A	N/A	

FY	Agency	Incentive Name	Incentive Type	Recipient Name	Incentive Amount	MAR Address of Investment	MAR_Ward	Number of District Residents Employed	Number of CBEs	Total Affordable Units Produced or Preserved	30% AMI	50% AMI	60% AMI	80% AMI	1 BRs	2 BRs	3 BRs	4+ BRs	Efficiency	SRO	Unknown BRs	Amenity Produced or Enhanced	Is recipient in compliance with District resident employment requirements?	CBE Compliant?	Affordable Housing Compliance? (Covenanted)	Additional Incentive Benefits
2019	Deputy Mayor for Planning and Economic Development	Industrial Revenue Bond	Revenue Bo	Rocketship PCS	$28,075,000	2335 Raynolds Place SE	Ward 8	Not Ava	N/A	N/A	N/A	N/A	N/A	N/A	N/A	N/A	N/A	N/A	N/A	N/A	N/A	School Facility Acquisition	N/A	N/A	N/A	The proposed project shall be comprised of (a) approximately $32,000,000 to finance, refinance, or reimburse all
2019	Housing Finance Agency	HFA Revenue Bond	Revenue Bo	Stanton Housing LLC	$23,098,000	2395 Pomeroy Rd SE	Ward 8	1	12	121	13	108	0	0	60	59	2	0	0	0	0	N/A	In Progress	Partial - Under Construction	Yes	
2019	Department of Housing and Community Development	Housing Production Trust Fund	HPTF Loan	Stanton Housing LLC	$17,688,687	2395 Pomeroy Rd SE	Ward 8																			
2019	Housing Finance Agency	4% Low Income Housing Tax Credit	Tax Credit (F	Stanton Housing LLC	$1,517,885	2395 Pomeroy Rd SE	Ward 8																			
2019	None - Tax Expenditure	Tax Exemption	Tax Exempti	American College of Cardiology Foundation	$1,605,093	2400 N ST NW	Ward 2	N/A	N/A	N/A	N/A	N/A	N/A	N/A	N/A	N/A	N/A	N/A	N/A	N/A	N/A	N/A	N/A	N/A	N/A	
2019	None - Tax Expenditure	Tax Exemption	Tax Exempti	DAVID LLOYD KREEGER FOUNDATION	$272,705	2401 FOXHALL RD NW	Ward 3	N/A	N/A	N/A	N/A	N/A	N/A	N/A	N/A	N/A	N/A	N/A	N/A	N/A	N/A	N/A	N/A	N/A	N/A	
2019	None - Tax Expenditure	Tax Exemption	Tax Exempti	ISRAEL SENIOR RESIDENCES LLC	$79,504	2401 WASHINGTON PL NE	Ward 5	N/A	N/A	N/A	N/A	N/A	N/A	N/A	N/A	N/A	N/A	N/A	N/A	N/A	N/A	N/A	N/A	N/A	N/A	
2019	Housing Finance Agency	HFA Revenue Bond	Revenue Bo	Ainger Place Associates, LLC	$13,750,000	2412 Ainger Pl SE	Ward 8	0	14	72	18	54	0	0	34	30	8	0	0	0	0	N/A	In Progress	Partial - Under Construction	Yes	
2019	Housing Finance Agency	4% Low Income Housing Tax Credit	Tax Credit (F	Ainger Place Associates, LLC	$833,226	2412 Ainger Pl SE	Ward 8																			
2019	Department of Housing and Community Development	Housing Production Trust Fund	HPTF Loan	Ainger Place Associates, LLC	$10,691,242	2412 Ainger Pl SE	Ward 8																			

FY	Agency	Incentive Name	Incentive Type	Recipient Name	Incentive Amount	MAR Address of Investment	MAR_Ward	Number of District Residents Employed	Number of CBEs	Total Affordable Units Produced or Preserved	30% AMI	50% AMI	60% AMI	80% AMI	1 BRs	2 BRs	3 BRs	4+ BRs	Efficiency	SRO	Unknown BRs	Amenity Produced or Enhanced	Is recipient in compliance with District resident employment requirements?	CBE Compliant?	Affordable Housing Compliance? (Covenanted)	Additional Incentive Benefits
2019	None - Tax Expenditure	Qualified Supermarket Tax Incentive	Tax Exempti	Costco Wholesale Corporation	$386,341	2441 Market Street, NE	Ward 5	N/A	N/A	N/A	N/A	N/A	N/A	N/A	N/A	N/A	N/A	N/A	N/A	N/A	N/A	N/A	N/A	N/A	N/A	
2019	None - Tax Expenditure	Real Property Tax Abatement	Tax Abatem	T-C REPUBLIC SQUARE OWNER LLC	$5,225,116	25 MASSACHUSETTS AVE NW	Ward 6	N/A	N/A	N/A	N/A	N/A	N/A	N/A	N/A	N/A	N/A	N/A	N/A	N/A	N/A	N/A	N/A	N/A	N/A	
2019	None - Tax Expenditure	Real Property Tax Abatement	Tax Abatem	UNION PLACE PHASE I LLC	$1,327,627	250 K ST NE	Ward 6	N/A	N/A	N/A	N/A	N/A	N/A	N/A	N/A	N/A	N/A	N/A	N/A	N/A	N/A	N/A	N/A	N/A	N/A	
2019	None - Tax Expenditure	Tax Exemption	Tax Exempti	Alabama Affordable Housing L P	$89,714	2513 Alabama Ave SE	Ward 8	N/A	N/A	N/A	N/A	N/A	N/A	N/A	N/A	N/A	N/A	N/A	N/A	N/A	N/A	N/A	N/A	N/A	N/A	
2019	None - Tax Expenditure	Tax Exemption	Tax Exempti	GLENN ARMS PRESERVATION LP	$92,701	2524 17TH ST NW	Ward 1	N/A	N/A	N/A	N/A	N/A	N/A	N/A	N/A	N/A	N/A	N/A	N/A	N/A	N/A	N/A	N/A	N/A	N/A	
2019	Department of Housing and Community Development	9% Low Income Housing Tax Credit	Tax Credit (F	Flaherty & Collins Development and Diane's House Ministries	$718,326	2619 Bladensburg Rd NE	Ward 5	Not Ava	N/A	42	39	3	0	0	0	7	0	0	35	0	0	N/A	N/A	Not Available	Yes	
2019	None - Tax Expenditure	Real Property Tax Abatement	Tax Abatem	2700 CONECTICUT AVENUE LLC	$137,833	2700 CONNECTICUT AVE NW	Ward 3	N/A	N/A	N/A	N/A	N/A	N/A	N/A	N/A	N/A	N/A	N/A	N/A	N/A	N/A	N/A	N/A	N/A	N/A	
2019	None - Tax Expenditure	Tax Exemption	Tax Exempti	FHF I WOODLEY PARK LLC	$1,068,239	2701 CALVERT ST NW	Ward 3	N/A	N/A	N/A	N/A	N/A	N/A	N/A	N/A	N/A	N/A	N/A	N/A	N/A	N/A	N/A	N/A	N/A	N/A	
2019	Department of Housing and Community Development	Housing Preservation Fund	HPF Loan	W.C. Smith	$700,000	2719 Douglas Place SE	Ward 8	N/A	N/A	61	28	0	0	0	33	ND	ND	ND	ND	ND	ND	N/A	N/A	N/A	Yes	
2019	None - Tax Expenditure	Tax Exemption	Tax Exempti	SAMUEL J SIMMONS NCBA ESTATES #1	$348,156	2801 14TH ST NW	Ward 1	N/A	N/A	N/A	N/A	N/A	N/A	N/A	N/A	N/A	N/A	N/A	N/A	N/A	N/A	N/A	N/A	N/A	N/A	
2019	None - Tax Expenditure	Tax Exemption	Tax Exempti	PARKWAY OVERLOOK LP	$173,599	2835 - 2841 ROBINSON PL SE	Ward 8	N/A	N/A	N/A	N/A	N/A	N/A	N/A	N/A	N/A	N/A	N/A	N/A	N/A	N/A	N/A	N/A	N/A	N/A	
2019	None - Tax Expenditure	Tax Exemption	Tax Exempti	COLUMBIA HGTS VILLAGE APARTMENT LP	$1,117,692	2900 14TH ST NW	Ward 1	N/A	N/A	N/A	N/A	N/A	N/A	N/A	N/A	N/A	N/A	N/A	N/A	N/A	N/A	N/A	N/A	N/A	N/A	
2019	None - Tax Expenditure	Real Property Tax Abatement	Tax Abatem	STEUART H STREET LLC	$760,610	300 - 380 H ST NE - 360H	Ward 6	N/A	N/A	N/A	N/A	N/A	N/A	N/A	N/A	N/A	N/A	N/A	N/A	N/A	N/A	N/A	N/A	N/A	N/A	

FY	Agency	Incentive Name	Incentive Type	Recipient Name	Incentive Amount	MAR Address of Investment	MAR_Ward	Number of District Residents Employed	Number of CBEs	Total Affordable Units Produced or Preserved	30% AMI	50% AMI	60% AMI	80% AMI	1 BRs	2 BRs	3 BRs	4+ BRs	Efficiency	SRO	Unknown BRs	Amenity Produced or Enhanced	Is recipient in compliance with District resident employment requirements?	CBE Compliant?	Affordable Housing Compliance? (Covenanted)	Additional Incentive Benefits
2019	None - Tax Expenditure	Qualified Supermarket Tax Incentive	Tax Exempti	Steuart H Street LLC Steuart Investment (Giant)	$249,374	300 H St NE	Ward 6	N/A	N/A	N/A	N/A	N/A	N/A	N/A	N/A	N/A	N/A	N/A	N/A	N/A	N/A	N/A	N/A	N/A	N/A	
2019	None - Tax Expenditure	Tax Exemption	Tax Exempti	EAST RIVER PRESERVATION PARTNERS LLC	$100,091	305 37th St SE	Ward 7	N/A	N/A	N/A	N/A	N/A	N/A	N/A	N/A	N/A	N/A	N/A	N/A	N/A	N/A	N/A	N/A	N/A	N/A	
2019	Department of Housing and Community Development	Housing Preservation Fund	HPF Loan	3218 Wisconsin Avenue Cooperative	$982,300	3218 Wisconsin Avenue NW	Ward 3	N/A	N/A	10	7	0	0	1	3	ND	ND	ND	ND	ND	ND	N/A	N/A	N/A	Yes	
2019	Deputy Mayor for Planning and Economic Development	Industrial Revenue Bond	Revenue Bo	DCI - Public Charter School	$51,365,000	3220 16th St NW	Ward 1	N/A	N/A	N/A	N/A	N/A	N/A	N/A	N/A	N/A	N/A	N/A	N/A	N/A	N/A	Construction of 35,000 sq ft Gym; Facility Renovations	N/A	Not Available	N/A	District of Columbia International School (DCI) plans to renovate 135,000 square feet and build a 35,000 square
2019	None - Tax Expenditure	Tax Exemption	Tax Exempti	3232 GEORGIA RESIDENTIAL LLC	$122,522	3232 GEORGIA AVE NW	Ward 1	N/A	N/A	N/A	N/A	N/A	N/A	N/A	N/A	N/A	N/A	N/A	N/A	N/A	N/A	N/A	N/A	N/A	N/A	
2019	None - Tax Expenditure	Tax Exemption	Tax Exempti	SAMUEL KELSEY REDEVELOPMENT LIMITED PARTNERSHIP	$455,051	3300 14TH ST NW	Ward 1	N/A	N/A	N/A	N/A	N/A	N/A	N/A	N/A	N/A	N/A	N/A	N/A	N/A	N/A	N/A	N/A	N/A	N/A	
2019	Housing Finance Agency	HFA Revenue Bond	Revenue Bo	Randle Hill LLC	$25,000,000	3300 6th St SE	Ward 8	Not Ava	N/A	195	20	127	28	20	35	##	2	0	4	0	0	N/A	N/A	DES Data	Yes	
2019	Department of Housing and Community Development	Housing Production Trust Fund	HPTF Loan	Randle Hill LLC	$13,000,000	3300 6th St SE	Ward 8	Not Ava	2																	
2019	Housing Finance Agency	4% Low Income Housing Tax Credit	Tax Credit (F	Randle Hill LLC	$1,214,609	3300 6th St SE	Ward 8																			
2019	None - Tax Expenditure	Tax Exemption	Tax Exempti	Douglas Knoll Cooperative Limited Partnership	$92,342	3331 22nd St SE	Ward 8	N/A	N/A	N/A	N/A	N/A	N/A	N/A	N/A	N/A	N/A	N/A	N/A	N/A	N/A	N/A	N/A	N/A	N/A	

FY	Agency	Incentive Name	Incentive Type	Recipient Name	Incentive Amount	MAR Address of Investment	MAR_Ward	Number of District Residents Employed	Number of CBEs	Total Affordable Units Produced or Preserved	30% AMI	50% AMI	60% AMI	80% AMI	1 BRs	2 BRs	3 BRs	4+ BRs	Efficiency	SRO	Unknown BRs	Amenity Produced or Enhanced	Is recipient in compliance with District resident employment requirements?	CBE Compliant?	Affordable Housing Compliance? (Covenanted)	Additional Incentive Benefits
2019	None - Tax Expenditure	Real Property Tax Abatement	Tax Abatem	GATEWAY MARKET LLC	$309,928	340 FLORIDA AVE NE	Ward 5	N/A	N/A	N/A	N/A	N/A	N/A	N/A	N/A	N/A	N/A	N/A	N/A	N/A	N/A	N/A	N/A	N/A	N/A	
2019	Deputy Mayor for Planning and Economic Development	Legacy Business	Grant	Dance Institute of Washington, Inc.,	$125,000	3401 14th st NW	Ward 1	N/A	N/A	N/A	N/A	N/A	N/A	N/A	N/A	N/A	N/A	N/A	N/A	N/A	N/A	Dance Studio Modernization and Renovation	Yes	Not Available	N/A	Dance Institute of Washington will commence phase two of its state-of-the-art dance studios located in Columbia Heights,
2019	Deputy Mayor for Planning and Economic Development	Neighborhood Prosperity Fund	Grant	3451 Benning LLC	$750,000	3451 Benning Road, NE	Ward 7	Not Ava	N/A	N/A	N/A	N/A	N/A	N/A	N/A	N/A	N/A	N/A	N/A	N/A	N/A	Commercial Revitalization	N/A	Not Available	N/A	NPF funding providues gap financing for commercial portions of projects
2019	None - Tax Expenditure	Tax Exemption	Tax Exempti	CAVALIER APARTMENTS LP	$347,015	3500 14TH ST NW	Ward 1	N/A	N/A	N/A	N/A	N/A	N/A	N/A	N/A	N/A	N/A	N/A	N/A	N/A	N/A	N/A	N/A	N/A	N/A	
2019	None - Tax Expenditure	Tax Exemption	Tax Exempti	MILESTONE EAST CAPITOL 3 LLC	$79,925	3501 - 3547 EAST CAPITOL ST SE	Ward 7	N/A	N/A	N/A	N/A	N/A	N/A	N/A	N/A	N/A	N/A	N/A	N/A	N/A	N/A	N/A	N/A	N/A	N/A	
2019	Housing Finance Agency	HFA Revenue Bond	Revenue Bo	3500 East Cap Venture LLC	$18,600,000	3534 East Capitol St NE	Ward 7	9	26	95	5	90	0	0	23	60	12	0	0	0	0	N/A	In Progress	Partial - Under Construction	Yes	
2019	Department of Housing and Community Development	Housing Production Trust Fund	HPTF Loan	3500 East Cap Venture LLC	$16,135,936	3534 East Capitol St NE	Ward 7																	Partial - Under Construction	Yes	
2019	Housing Finance Agency	4% Low Income Housing Tax Credit	Tax Credit (F	3500 East Cap Venture LLC	$1,274,245	3534 East Capitol St NE	Ward 7																	Partial - Under Construction	Yes	
2019	Housing Finance Agency	HFA Revenue Bond	Revenue Bo	Milestone Senior 4% Owner, LLC	$5,500,000	3539 A St SE	Ward 7	Not Ava	14	60	15	45	0	0	45	7	0	0	8	0	0	N/A	N/A	No	Yes	

FY	Agency	Incentive Name	Incentive Type	Recipient Name	Incentive Amount	MAR Address of Investment	MAR_Ward	Number of District Residents Employed	Number of CBEs	Total Affordable Units Produced or Preserved	30% AMI	50% AMI	60% AMI	80% AMI	1 BRs	2 BRs	3 BRs	4+ BRs	Efficiency	SRO	Unknown BRs	Amenity Produced or Enhanced	Is recipient in compliance with District resident employment requirements?	CBE Compliant?	Affordable Housing Compliance? (Covenanted)	Additional Incentive Benefits
2019	Housing Finance Agency	4% Low Income Housing Tax Credit	Tax Credit (F	Milestone Senior Owner 4% LLC	$484,957	3539 A St SE	Ward 7																			
2019	None - Tax Expenditure	Tax Exemption	Tax Exempti	Parkside Terrace Development LLC	$306,224	3700 9th St SE	Ward 8	N/A	N/A	N/A	N/A	N/A	N/A	N/A	N/A	N/A	N/A	N/A	N/A	N/A	N/A	N/A	N/A	N/A	N/A	
2019	None - Tax Expenditure	Tax Exemption	Tax Exempti	JAY STREET ASSOCIATES	$314,739	3712 - 3722 HAYES ST NE	Ward 7	N/A	N/A	N/A	N/A	N/A	N/A	N/A	N/A	N/A	N/A	N/A	N/A	N/A	N/A	N/A	N/A	N/A	N/A	
2019	None - Tax Expenditure	Tax Exemption	Tax Exempti	MAYFAIR MANSIONS LIMITED PARTNERSHIP	$264,752	3720 - 3820 HAYES ST NE	Ward 7	N/A	N/A	N/A	N/A	N/A	N/A	N/A	N/A	N/A	N/A	N/A	N/A	N/A	N/A	N/A	N/A	N/A	N/A	
2019	None - Tax Expenditure	Qualified Supermarket Tax Incentive	Tax Exempti	Safeway Inc. Cpts	$330,382	3830 Georgia Ave NW	Ward 4	N/A	N/A	N/A	N/A	N/A	N/A	N/A	N/A	N/A	N/A	N/A	N/A	N/A	N/A	N/A	N/A	N/A	N/A	
2019	None - Tax Expenditure	Real Property Tax Abatement	Tax Abatem	3910 GEORGIA AVE ASSOCIATES LP 1-A	$178,698	3910 - 3912 GEORGIA AVE NW	Ward 4	N/A	N/A	N/A	N/A	N/A	N/A	N/A	N/A	N/A	N/A	N/A	N/A	N/A	N/A	N/A	N/A	N/A	N/A	
2019	None - Tax Expenditure	Real Property Tax Abatement	Tax Abatem	4000 MASSACHUSETTS AV LLC	$1,754,922	4000 MASSACHUSETTS AVE NW	Ward 3	N/A	N/A	N/A	N/A	N/A	N/A	N/A	N/A	N/A	N/A	N/A	N/A	N/A	N/A	N/A	N/A	N/A	N/A	
2019	None - Tax Expenditure	Qualified Supermarket Tax Incentive	Tax Exempti	FC 1212 LLC (Harris Teeter) 6	$536,816	401 M St. SE	Ward 6	N/A	N/A	N/A	N/A	N/A	N/A	N/A	N/A	N/A	N/A	N/A	N/A	N/A	N/A	N/A	N/A	N/A	N/A	
2019	Deputy Mayor for Planning and Economic Development	Makerspace Marketplace Grant	Grant	Mary Blackford	$249,000	4020 Minnesota Ave, NE 20019	Ward 7	N/A	N/A	N/A	N/A	N/A	N/A	N/A	N/A	N/A	N/A	N/A	N/A	N/A	N/A	Enhancements to Makerspace/Marketplaces	N/A	Not Available	N/A	Provide Funding to Makerspaces/ Marketplaces
2019	Department of Housing and Community Development	Housing Preservation Fund	HPF Loan	JDI	$1,250,000	410 Cedar Street, NW	Ward 4	N/A	N/A	24	0	0	0	6	6	ND	ND	ND	ND	ND	ND	N/A	N/A	N/A	Yes	
2019	None - Tax Expenditure	Real Property Tax Abatement	Tax Abatem	4100 GEORGIA AVE LIMITED PARTNERSHIP	$143,277	4100 GEORGIA AVE NW	Ward 4	N/A	N/A	N/A	N/A	N/A	N/A	N/A	N/A	N/A	N/A	N/A	N/A	N/A	N/A	N/A	N/A	N/A	N/A	

FY	Agency	Incentive Name	Incentive Type	Recipient Name	Incentive Amount	MAR Address of Investment	MAR_Ward	Number of District Residents Employed	Number of CBEs	Total Affordable Units Produced or Preserved	30% AMI	50% AMI	60% AMI	80% AMI	1 BRs	2 BRs	3 BRs	4+ BRs	Efficiency	SRO	Unknown BRs	Amenity Produced or Enhanced	Is recipient in compliance with District resident employment requirements?	CBE Compliant?	Affordable Housing Compliance? (Covenanted)	Additional Incentive Benefits
2019	None - Tax Expenditure	Tax Exemption	Tax Exempti	4100 Georgia Ave Limited Partnership	$143,277	4100 Georgia Ave NW	Ward 4	N/A	N/A	N/A	N/A	N/A	N/A	N/A	N/A	N/A	N/A	N/A	N/A	N/A	N/A	N/A	N/A	N/A	N/A	
2019	None - Tax Expenditure	Tax Exemption	Tax Exempti	HILLWOOD ESTATE MUSEUM AND GARDENS	$658,496	4155 LINNEAN AVE NW	Ward 3	N/A	N/A	N/A	N/A	N/A	N/A	N/A	N/A	N/A	N/A	N/A	N/A	N/A	N/A	N/A	N/A	N/A	N/A	
2019	None - Tax Expenditure	Tax Exemption	Tax Exempti	STANDARD FCP VENTURE LP	$335,871	4200 - 4268 EAST CAPITOL ST NE	Ward 7	N/A	N/A	N/A	N/A	N/A	N/A	N/A	N/A	N/A	N/A	N/A	N/A	N/A	N/A	N/A	N/A	N/A	N/A	
2019	None - Tax Expenditure	Tax Exemption	Tax Exempti	BELMONT CROSSING PARTNERS LLC	$136,288	4201 - 4237 7TH ST SE	Ward 8	N/A	N/A	N/A	N/A	N/A	N/A	N/A	N/A	N/A	N/A	N/A	N/A	N/A	N/A	N/A	N/A	N/A	N/A	
2019	None - Tax Expenditure	Tax Exemption	Tax Exempti	4236 4TH STREET SE LLC	$84,522	4232 - 4238 4TH ST SE	Ward 8	N/A	N/A	N/A	N/A	N/A	N/A	N/A	N/A	N/A	N/A	N/A	N/A	N/A	N/A	N/A	N/A	N/A	N/A	
2019	None - Tax Expenditure	Tax Exemption	Tax Exempti	Atlantic Terrace LTD	$95,072	4301 3rd ST SE	Ward 8	N/A	N/A	N/A	N/A	N/A	N/A	N/A	N/A	N/A	N/A	N/A	N/A	N/A	N/A	N/A	N/A	N/A	N/A	
2019	Deputy Mayor for Planning and Economic Development	Legacy Business	Grant	Deane Avenue Cleaners	$125,000	4309 Nannie Helen Burroughs Ave. NE	Ward 7	N/A	N/A	N/A	N/A	N/A	N/A	N/A	N/A	N/A	N/A	N/A	N/A	N/A	N/A	Equipment Upgrades	N/A	Not Available	N/A	Deane Avenue Cleaners is looking to re-invent itself as a more efficient, environmentally friendly business. Dean
2019	None - Tax Expenditure	Tax Exemption	Tax Exempti	BENNING HEIGHTS INVESTOR LLC	$141,702	4341 E ST SE	Ward 7	N/A	N/A	N/A	N/A	N/A	N/A	N/A	N/A	N/A	N/A	N/A	N/A	N/A	N/A	N/A	N/A	N/A	N/A	
2019	Deputy Mayor for Planning and Economic Development	Neighborhood Prosperity Fund	Grant	441 Kennedy Street NW ACDC LLC	$250,000	441 Kennedy st, NW	Ward 4	N/A	N/A	N/A	N/A	N/A	N/A	N/A	N/A	N/A	N/A	N/A	N/A	N/A	N/A	Commercial Revitalization	N/A	Not Available	N/A	NPF funding provides gap financing for commercial portions of projects
2019	Department of Housing and Community Development	Housing Preservation Fund	HPF Loan	MHP	$1,220,000	4419 3rd Street SE	Ward 8	N/A	N/A	394	0	0	##	0	0	ND	ND	ND	ND	ND	ND	N/A	N/A	N/A	Yes	
2019	None - Tax Expenditure	Tax Exemption	Tax Exempti	00003 LANSBURGH THEATER INC	$540,873	450 7TH ST NW	Ward 2	N/A	N/A	N/A	N/A	N/A	N/A	N/A	N/A	N/A	N/A	N/A	N/A	N/A	N/A	N/A	N/A	N/A	N/A	
2019	None - Tax Expenditure	Tax Exemption	Tax Exempti	Carver Senior Apartments Limited Partnership	$120,299	4800 East Capitol St NE	Ward 7	N/A	N/A	N/A	N/A	N/A	N/A	N/A	N/A	N/A	N/A	N/A	N/A	N/A	N/A	N/A	N/A	N/A	N/A	
2019	None - Tax Expenditure	Tax Exemption	Tax Exempti	4800 NHB LP	$440,496	4800 NANNIE HELEN BURROUGHS AVE NE	Ward 7	N/A	N/A	N/A	N/A	N/A	N/A	N/A	N/A	N/A	N/A	N/A	N/A	N/A	N/A	N/A	N/A	N/A	N/A	

FY	Agency	Incentive Name	Incentive Type	Recipient Name	Incentive Amount	MAR Address of Investment	MAR_Ward	Number of District Residents Employed	Number of CBEs	Total Affordable Units Produced or Preserved	30% AMI	50% AMI	60% AMI	80% AMI	1 BRs	2 BRs	3 BRs	4+ BRs	Efficiency	SRO	Unknown BRs	Amenity Produced or Enhanced	Is recipient in compliance with District resident employment requirements?	CBE Compliant?	Affordable Housing Compliance? (Covenanted)	Additional Incentive Benefits
2019	Deputy Mayor for Planning and Economic Development	Makerspace Marketplace Grant	Grant	Rockson Community Development Corporation	$249,000	4800 Nannie Helen Burroughs Ave, NE 20019	Ward 7	N/A	N/A	N/A	N/A	N/A	N/A	N/A	N/A	N/A	N/A	N/A	N/A	N/A	N/A	Enhancements to Makerspace/Marketplaces	N/A	Not Available	N/A	Provide Funding to Makerspaces/ Marketplaces
2019	None - Tax Expenditure	Tax Exemption	Tax Exempti	COLONY HOUSE NONPROFIT HOUSING CORPORATION	$100,260	4921 GEORGIA AVE NW	Ward 4	N/A	N/A	N/A	N/A	N/A	N/A	N/A	N/A	N/A	N/A	N/A	N/A	N/A	N/A	N/A	N/A	N/A	N/A	
2019	Department of Housing and Community Development	Housing Preservation Fund	HPF Loan	Wesley Housing	$1,250,000	5000 & 5040 New Hampshire Avenue NW	Ward 4	N/A	N/A	53	0	0	0	53	0	ND	ND	ND	ND	ND	ND	N/A	N/A	N/A	Yes	
2019	Housing Finance Agency	HFA Revenue Bond	Revenue Bo	Nannie Helen Owner, LLC	$19,500,000	5127 Nannie Helen Burroughs Ave NE	Ward 7	Not Ava	N/A	86	28	0	58	0	71	15	0	0	0	0	0	N/A	N/A	DES Data	Yes	
2019	Housing Finance Agency	4% Low Income Housing Tax Credit	Tax Credit (F	Nannie Helen Owner, LLC	$1,277,614	5127 Nannie Helen Burroughs Ave NE	Ward 7																			
2019	Deputy Mayor for Planning and Economic Development	Neighborhood Prosperity Fund	Grant	NHP Foundation	$750,000	5131 Nannie Helen Burroughs Ave, NE	Ward 7																			NPF funding providues gap financing for commercial portions of projects
2019	None - Tax Expenditure	Tax Exemption	Tax Exempti	Deanwood Hills LLC	$128,104	5201 Hayes ST NE	Ward 7	N/A	N/A	N/A	N/A	N/A	N/A	N/A	N/A	N/A	N/A	N/A	N/A	N/A	N/A	N/A	N/A	N/A	N/A	
2019	None - Tax Expenditure	Tax Exemption	Tax Exempti	NORTH CAPITOL AT PLYMOUTH INC	$111,065	5233 NORTH CAPITOL ST NE	Ward 5	N/A	N/A	N/A	N/A	N/A	N/A	N/A	N/A	N/A	N/A	N/A	N/A	N/A	N/A	N/A	N/A	N/A	N/A	
2019	None - Tax Expenditure	Real Property Tax Abatement	Tax Abatem	BCB APARTMENTS LLC	$121,662	5432 CONNECTICUT AVE NW	Ward 3	N/A	N/A	N/A	N/A	N/A	N/A	N/A	N/A	N/A	N/A	N/A	N/A	N/A	N/A	N/A	N/A	N/A	N/A	
2019	None - Tax Expenditure	Real Property Tax Abatement	Tax Abatem	ARCHSTONE NORTH CAPITOL HILL	$1,086,522	55 M ST NE	Ward 6	N/A	N/A	N/A	N/A	N/A	N/A	N/A	N/A	N/A	N/A	N/A	N/A	N/A	N/A	N/A	N/A	N/A	N/A	
2019	Housing Finance Agency	HFA Revenue Bond	Revenue Bo	555 E Street SW Seniors LLC	$12,000,000	555 E St SW	Ward 6	4	N/A	58	15	43	0	0	41	0	0	0	17	0	0	N/A	In Progress	Not Available	Yes	

FY	Agency	Incentive Name	Incentive Type	Recipient Name	Incentive Amount	MAR Address of Investment	MAR_Ward	Number of District Residents Employed	Number of CBEs	Total Affordable Units Produced or Preserved	30% AMI	50% AMI	60% AMI	80% AMI	1 BRs	2 BRs	3 BRs	4+ BRs	Efficiency	SRO	Unknown BRs	Amenity Produced or Enhanced	Is recipient in compliance with District resident employment requirements?	CBE Compliant?	Affordable Housing Compliance? (Covenanted)	Additional Incentive Benefits
2019	Department of Housing and Community Development	Housing Production Trust Fund	HPTF Loan	555 E Street SW Seniors LLC	$10,947,095	555 E St SW	Ward 6																			
2019	Housing Finance Agency	4% Low Income Housing Tax Credit	Tax Credit (F	555 E Street SW Seniors LLC	$610,832	555 E St SW	Ward 6																			
2019	None - Tax Expenditure	Tax Exemption	Tax Exempti	The Freedom Forum Inc.	$5,601,306	555 Pennsylvania Ave NW	Ward 2	N/A	N/A	N/A	N/A	N/A	N/A	N/A	N/A	N/A	N/A	N/A	N/A	N/A	N/A	N/A	N/A	N/A	N/A	
2019	Department of Housing and Community Development	Housing Production Trust Fund	HPTF Loan	The 5912 Missouri Avenue Tenants Association, Inc.	$3,459,372	5912 14th St NW	Ward 4	0	N/A	22	1	13	0	8	22	0	0	0	0	0	0	N/A	In Progress	Not Available	Yes	
2019	Department of Housing and Community Development	Housing Preservation Fund	HPF Loan	5912 Missouri Avenue Cooperative	$845,987	5912 14th St., NW	Ward 4																			
2019	None - Tax Expenditure	Real Property Tax Abatement	Tax Abatem	NOMA DEVELOPMENT LLC	$984,275	60 L ST NE	Ward 6	N/A	N/A	N/A	N/A	N/A	N/A	N/A	N/A	N/A	N/A	N/A	N/A	N/A	N/A	N/A	N/A	N/A	N/A	
2019	None - Tax Expenditure	Real Property Tax Abatement	Tax Abatem	CI GD PARKSIDE 7 LLC	$188,754	600 KENILWORTH AVE NE	Ward 7	N/A	N/A	N/A	N/A	N/A	N/A	N/A	N/A	N/A	N/A	N/A	N/A	N/A	N/A	N/A	N/A	N/A	N/A	
2019	Housing Finance Agency	HFA Revenue Bond	Revenue Bo	Providence Place I LP	$19,700,000	601 50th St NE	Ward 7	Not Ava	N/A	93	35	0	58	0	52	30	8	3	0	0	0	N/A	N/A	Not Available	Yes	
2019	Housing Finance Agency	4% Low Income Housing Tax Credit	Tax Credit (F	Providence Place I LP	$1,555,375	601 50th St NE	Ward 7																			
2019	Deputy Mayor for Planning and Economic Development	New Communities Initiative	Grant	Providence Place LP	$9,800,000	601 50th St NE	Ward 7																			

FY	Agency	Incentive Name	Incentive Type	Recipient Name	Incentive Amount	MAR Address of Investment	MAR_Ward	Number of District Residents Employed	Number of CBEs	Total Affordable Units Produced or Preserved	30% AMI	50% AMI	60% AMI	80% AMI	1 BRs	2 BRs	3 BRs	4+ BRs	Efficiency	SRO	Unknown BRs	Amenity Produced or Enhanced	Is recipient in compliance with District resident employment requirements?	CBE Compliant?	Affordable Housing Compliance? (Covenanted)	Additional Incentive Benefits
2019	Deputy Mayor for Planning and Economic Development	Industrial Revenue Bond	Revenue Bo	Friendship PCS	$17,200,000	6130 North Capitol St, NW	Ward 4	N/A	N/A	N/A	N/A	N/A	N/A	N/A	N/A	N/A	N/A	N/A	N/A	N/A	N/A	School Facility Renovations	N/A	N/A	N/A	Proceeds from these Bonds will be used to finance, refinance or reimburse the Borrower for certain costs associated with
2019	None - Tax Expenditure	Tax Exemption	Tax Exempti	THEA HARMAN CENTER LLC	$999,324	620 F ST NW	Ward 2	N/A	N/A	N/A	N/A	N/A	N/A	N/A	N/A	N/A	N/A	N/A	N/A	N/A	N/A	N/A	N/A	N/A	N/A	
2019	None - Tax Expenditure	Tax Exemption	Tax Exempti	TAKOMA PLACE INVESTOR LLC	$109,401	6650 GEORGIA AVE NW	Ward 4	N/A	N/A	N/A	N/A	N/A	N/A	N/A	N/A	N/A	N/A	N/A	N/A	N/A	N/A	N/A	N/A	N/A	N/A	
2019	Housing Finance Agency	HFA Revenue Bond	Revenue Bo	Takoma Place Investor, LLC	$18,125,000	6676 Georgia Ave NW	Ward 4	Not Ava	9	104	0	0	##	0	4	##	0	0	0	0	0	N/A	N/A	Partial - Under Construction	Yes	
2019	Department of Insurance, Securities and Banking	District of Columbia Business Capital Program	Loan	First Choice Masonry, Inc.	$1,000,000	6708 Alexander Bell Drive, Suite 270, Columbia, Maryland 21046		100	N/A	N/A	N/A	N/A	N/A	N/A	N/A	N/A	N/A	N/A	N/A	N/A	N/A	N/A	N/A	N/A	N/A	Preservation of appreciceship program in masonry for primarily residents of Wards 7 & 8 and returning citizens.
2019	None - Tax Expenditure	Tax Exemption	Tax Exempti	ABRAMS HALL SENIOR LP	$918,902	6900 Georgia Ave NW	Ward 4	N/A	N/A	N/A	N/A	N/A	N/A	N/A	N/A	N/A	N/A	N/A	N/A	N/A	N/A	N/A	N/A	N/A	N/A	
2019	None - Tax Expenditure	Tax Exemption	Tax Exempti	CHILDREN'S NATIONAL AT WALTER REED LLC	$2,071,046	7144 13TH ST NW	Ward 4	N/A	N/A	N/A	N/A	N/A	N/A	N/A	N/A	N/A	N/A	N/A	N/A	N/A	N/A	N/A	N/A	N/A	N/A	
2019	None - Tax Expenditure	Tax Exemption	Tax Exempti	APA 750 LLC	$761,794	750 First St NE	Ward 6	N/A	N/A	N/A	N/A	N/A	N/A	N/A	N/A	N/A	N/A	N/A	N/A	N/A	N/A	N/A	N/A	N/A	N/A	
2019	None - Tax Expenditure	Real Property Tax Abatement	Tax Abatem	801 NEW JERSEY PHASE 1 LLC	$1,068,416	77 H ST NW	Ward 6	N/A	N/A	N/A	N/A	N/A	N/A	N/A	N/A	N/A	N/A	N/A	N/A	N/A	N/A	N/A	N/A	N/A	N/A	
2019	None - Tax Expenditure	Real Property Tax Abatement	Tax Abatem	801 NEW JERSEY PHASE 1 LLC	$868,767	77 H ST NW	Ward 6	N/A	N/A	N/A	N/A	N/A	N/A	N/A	N/A	N/A	N/A	N/A	N/A	N/A	N/A	N/A	N/A	N/A	N/A	

FY	Agency	Incentive Name	Incentive Type	Recipient Name	Incentive Amount	MAR Address of Investment	MAR_Ward	Number of District Residents Employed	Number of CBEs	Total Affordable Units Produced or Preserved	30% AMI	50% AMI	60% AMI	80% AMI	1 BRs	2 BRs	3 BRs	4+ BRs	Efficiency	SRO	Unknown BRs	Amenity Produced or Enhanced	Is recipient in compliance with District resident employment requirements?	CBE Compliant?	Affordable Housing Compliance? (Covenanted)	Additional Incentive Benefits
2019	None - Tax Expenditure	Tax Exemption	Tax Exempti	WASHINGTON CHINATOWN DEVELOPMENT COMPANY	$394,101	800 6TH ST NW	Ward 2	N/A	N/A	N/A	N/A	N/A	N/A	N/A	N/A	N/A	N/A	N/A	N/A	N/A	N/A	N/A	N/A	N/A	N/A	
2019	None - Tax Expenditure	Tax Exemption	Tax Exempti	Kenilworth Ave Apartments LLC	$158,278	800 Kenilworth Ave NE	Ward 7	N/A	N/A	N/A	N/A	N/A	N/A	N/A	N/A	N/A	N/A	N/A	N/A	N/A	N/A	N/A	N/A	N/A	N/A	
2019	None - Tax Expenditure	Tax Exemption	Tax Exempti	800 SOUTHERN AVENUE LLC	$227,834	800 SOUTHERN AVE SE	Ward 8	N/A	N/A	N/A	N/A	N/A	N/A	N/A	N/A	N/A	N/A	N/A	N/A	N/A	N/A	N/A	N/A	N/A	N/A	
2019	None - Tax Expenditure	Qualified Supermarket Tax Incentive	Tax Exempti	WASHINGTON CONVENTION AND SPORTS AUTHORITY	$2,032,066	801 Mt Vernon Pl NW	Ward 2	N/A	N/A	N/A	N/A	N/A	N/A	N/A	N/A	N/A	N/A	N/A	N/A	N/A	N/A	N/A	N/A	N/A	N/A	
2019	Deputy Mayor for Planning and Economic Development	Neighborhood Prosperity Fund	Grant	Dantes Partners	$150,000	809 – 813 Kennedy st, NW	Ward 4	N/A	N/A	N/A	N/A	N/A	N/A	N/A	N/A	N/A	N/A	N/A	N/A	N/A	N/A	Commercial Revitalization	N/A	Not Available	N/A	NPF funding provides gap financing for commercial portions of projects
2019	None - Tax Expenditure	Real Property Tax Abatement	Tax Abatem	UNIZO REAL ESTATE DC THREE LLC	$2,702,977	820 1ST ST NE	Ward 6	N/A	N/A	N/A	N/A	N/A	N/A	N/A	N/A	N/A	N/A	N/A	N/A	N/A	N/A	N/A	N/A	N/A	N/A	
2019	None - Tax Expenditure	Tax Exemption	Tax Exempti	THE REALTY ASSOCIATES FUND X LP	$274,777	850 QUINCY ST NW	Ward 4	N/A	N/A	N/A	N/A	N/A	N/A	N/A	N/A	N/A	N/A	N/A	N/A	N/A	N/A	N/A	N/A	N/A	N/A	
2019	None - Tax Expenditure	Qualified Supermarket Tax Incentive	Tax Exempti	Aldi Inc.	$155,036	901 17th Street NE	Ward 5	N/A	N/A	N/A	N/A	N/A	N/A	N/A	N/A	N/A	N/A	N/A	N/A	N/A	N/A	N/A	N/A	N/A	N/A	
2019	None - Tax Expenditure	Tax Exemption	Tax Exempti	THE PEW CHARITABLE TRUSTS	$1,165,021	901 E ST NW	Ward 2	N/A	N/A	N/A	N/A	N/A	N/A	N/A	N/A	N/A	N/A	N/A	N/A	N/A	N/A	N/A	N/A	N/A	N/A	
2019	None - Tax Expenditure	Tax Exemption	Tax Exempti	Phyllis Wheatley Redevelopment LLC	$144,793	901 Rhode Island Ave NW	Ward 6	N/A	N/A	N/A	N/A	N/A	N/A	N/A	N/A	N/A	N/A	N/A	N/A	N/A	N/A	N/A	N/A	N/A	N/A	
2019	Housing Finance Agency	HFA Revenue Bond	Revenue Bo	Petworth Station LP	$12,525,000	930 Randolph St NW	Ward 4	4	5	84	0	10	74	0	50	8	0	0	26	0	0	N/A	In Progress	Partial - Under Construction	Yes	
2019	Department of Housing and Community Development	Housing Production Trust Fund	HPTF Loan	Petworth Station LP	$7,972,536	930 Randolph St NW	Ward 4																			

FY	Agency	Incentive Name	Incentive Type	Recipient Name	Incentive Amount	MAR Address of Investment	MAR_Ward	Number of District Residents Employed	Number of CBEs	Total Affordable Units Produced or Preserved	30% AMI	50% AMI	60% AMI	80% AMI	1 BRs	2 BRs	3 BRs	4+ BRs	Efficiency	SRO	Unknown BRs	Amenity Produced or Enhanced	Is recipient in compliance with District resident employment requirements?	CBE Compliant?	Affordable Housing Compliance? (Covenanted)	Additional Incentive Benefits
2019	Housing Finance Agency	4% Low Income Housing Tax Credit	Tax Credit (F	Petworth Station LP	$692,339	930 Randolph St NW	Ward 4																			
2019	Department of Housing and Community Development	Housing Production Trust Fund	HPTF Loan	Brightwood Garden Cooperative Inc	$2,581,255	931 Longfellow St NW	Ward 4	0	N/A	51	6	33	0	12	39	10	0	0	2	0	0	N/A	No	Not Available	Yes	
2019	None - Tax Expenditure	Real Property Tax Abatement	Tax Abatem	MOUNT VERNON DEVELOPMENT GROUP LLC	$105,515	950 3RD ST NW	Ward 6	N/A	N/A	N/A	N/A	N/A	N/A	N/A	N/A	N/A	N/A	N/A	N/A	N/A	N/A	N/A	N/A	N/A	N/A	
2019	None - Tax Expenditure	Tax Exemption	Tax Exempti	Jubilee Housing Limited Partnership	$276,609	Jubilee Housing Residential	Ward 1	N/A	N/A	N/A	N/A	N/A	N/A	N/A	N/A	N/A	N/A	N/A	N/A	N/A	N/A	N/A	N/A	N/A	N/A	
2019	None - Tax Expenditure	Tax Exemption	Tax Exempti	National Community Reinvestment Coalition	$1,526,637	National Community Reinvestment Coalition	Ward 2	N/A	N/A	N/A	N/A	N/A	N/A	N/A	N/A	N/A	N/A	N/A	N/A	N/A	N/A	N/A	N/A	N/A	N/A	
2019	None - Tax Expenditure	Tax Exemption	Tax Exempti	Pennsylvania Avenue Development Corporation	$1,599,772	PENNSYLVANIA AVE NW	Ward 6	N/A	N/A	N/A	N/A	N/A	N/A	N/A	N/A	N/A	N/A	N/A	N/A	N/A	N/A	N/A	N/A	N/A	N/A	
2019	Department of Housing and Community Development	New Communitie s Initiative	Grant	Far SE Family Strengthening Collaborative	$515,000	2044 Martin Luther King, Jr. Avenue, SE, Suite 400, Washington, DC 20020																				
2020	None - Tax Expenditure	Qualified Supermarket Tax Incentive	Tax Exempti	YES ORGANIC	$132,590	2323 PENNSYLVANIA AVENUE SE	Ward 7	0																		
2020	None - Tax Expenditure	Real Property Tax Abatement	Tax Abatement		$132,590	2323 PENNSYLVANIA AVENUE SE	Ward 7	0																		
2020	Department of Housing and Community Development	Housing Production Trust Fund	Pre-Develop	Manna, Inc.	$100,000	3800 SOUTH CAPITOL STREET SE	Ward 8	0		48																
2020	Department of Housing and Community Development	Housing Production Trust Fund	Under Const	800 Southern Ave, LLC	$20,223,584	800 SOUTHERN AVENUE SE	Ward 8	0		334	10	142	##	24	##	##	3		4							

FY	Agency	Incentive Name	Incentive Type	Recipient Name	Incentive Amount	MAR Address of Investment	MAR_Ward	Number of District Residents Employed	Number of CBEs	Total Affordable Units Produced or Preserved	30% AMI	50% AMI	60% AMI	80% AMI	1 BRs	2 BRs	3 BRs	4+ BRs	Efficiency	SRO	Unknown BRs	Amenity Produced or Enhanced	Is recipient in compliance with District resident employment requirements?	CBE Compliant?	Affordable Housing Compliance? (Covenanted)	Additional Incentive Benefits
2020	Housing Finance Agency	HFA Revenue Bond	Revenue Bo	Vesta	$41,690,000	800 SOUTHERN AVENUE SE	Ward 8	0		336	10	132	##	23												
2020	None - Tax Expenditure	Real Property Tax Abatement	Tax Abatement		$128,652	2700 CONNECTICUT AVENUE NW	Ward 3	0																		
2020	None - Tax Expenditure	Qualified Supermarket Tax Incentive	Tax Exempti	SAFEWAY	$349,565	3830 GEORGIA AVENUE NW	Ward 4	0																		
2020	Department of Housing and Community Development	Housing Production Trust Fund	N/A	Mi Casa, Inc.	$100,000	10 Q STREET NW	Ward 5	0		24					6	13	5									
2020	Housing Finance Agency	HFA Revenue Bond	Revenue Bo	Redwood Housing	$72,400,000	2549 ELVANS ROAD SE	Ward 8	0		398				0												
2020	Deputy Mayor for Planning and Economic Development	Industrial Revenue Bond	Revenue Bo	KIPP DC	$65,000,000	3301 WHEELER ROAD SE	Ward 8	0																		
2020	None - Tax Expenditure	Real Property Tax Abatement	Tax Abatement		$5,028,122	25 MASSACHUSETTS AVENUE NW	Ward 6	0																		
2020	None - Tax Expenditure	Real Property Tax Abatement	Tax Abatement		$1,020,151	100 FLORIDA AVENUE NE	Ward 5	0																		
2020	None - Tax Expenditure	Real Property Tax Abatement	Tax Abatement		$1,492,280	1015 HALF STREET SE	Ward 6	0																		
2020	Deputy Mayor for Planning and Economic Development	Neighborhood Prosperity Fund	Grant	THE NHP FOUNDATION	$1,700,000	1090 VERMONT AVENUE NW	Ward 2	0																		

FY	Agency	Incentive Name	Incentive Type	Recipient Name	Incentive Amount	MAR Address of Investment	MAR_Ward	Number of District Residents Employed	Number of CBEs	Total Affordable Units Produced or Preserved	30% AMI	50% AMI	60% AMI	80% AMI	1 BRs	2 BRs	3 BRs	4+ BRs	Efficiency	SRO	Unknown BRs	Amenity Produced or Enhanced	Is recipient in compliance with District resident employment requirements?	CBE Compliant?	Affordable Housing Compliance? (Covenanted)	Additional Incentive Benefits
2020	None - Tax Expenditure	Real Property Tax Abatement	Tax Abatement		$645,034	340 FLORIDA AVENUE NE	Ward 5	0																		
2020	Deputy Mayor for Planning and Economic Development	Neighborhood Prosperity Fund	Grant	WASHINGTON AREA COMMUNITY	$5,000,000	1495 F STREET NW	Ward 2	0																		
2020	Deputy Mayor for Planning and Economic Development	Neighborhood Prosperity Fund	Grant	WASHINGTON AREA COMMUNITY	$600,000	2012 RHODE ISLAND AVENUE NE	Ward 5	0																		
2020	Department of Housing and Community Development	Housing Production Trust Fund	Under Const	Spring Flats family LLC	$10,371,626	1125 SPRING ROAD NW	Ward 4	0		58	9	49	0	0	28	14	16									
2020	Department of Housing and Community Development	Housing Production Trust Fund	Under Const	Spring Flats Senior 4, LLC.	$3,506,854	1125 SPRING ROAD NW	Ward 4	0	9	43	16	27	0	0	36	7										
2020	Department of Housing and Community Development	Housing Production Trust Fund	Under Const	Spring Flats Senior 9 LLC	$826,062	1125 SPRING ROAD NW	Ward 4	0		45	14	17	14	0	39	6										
2020	Housing Finance Agency	HFA Revenue Bond	Revenue Bo	Victory, Brinshore, B of A CDC	$7,092,600	1125 SPRING ROAD NW	Ward 4	0		43	16	27														
2020	Housing Finance Agency	HFA Revenue Bond	Revenue Bo	Victory, Brinshore, B of A CDC	$19,114,000	1125 SPRING ROAD NW	Ward 4	0		58	9	49														
2020	None - Tax Expenditure	Qualified Supermarket Tax Incentive	Tax Exempti	GIANT	$404,023	1400 7TH STREET NW	Ward 6	0																		
2020	Deputy Mayor for Planning and Economic Development	Land Disposition Agreement	Land Disposi	St. Elizabeths Parcel 17	$3,204,936	1205 ALABAMA AVENUE SE	Ward 8	0	6																	

FY	Agency	Incentive Name	Incentive Type	Recipient Name	Incentive Amount	MAR Address of Investment	MAR_Ward	Number of District Residents Employed	Number of CBEs	Total Affordable Units Produced or Preserved	30% AMI	50% AMI	60% AMI	80% AMI	1 BRs	2 BRs	3 BRs	4+ BRs	Efficiency	SRO	Unknown BRs	Amenity Produced or Enhanced	Is recipient in compliance with District resident employment requirements?	CBE Compliant?	Affordable Housing Compliance? (Covenanted)	Additional Incentive Benefits
2020	Deputy Mayor for Planning and Economic Development	Industrial Revenue Bond	Revenue Bo	Brookings Institution	$45,000,000	1780 MASSACHUSETTS AVENUE NW	Ward 2	0																		
2020	Deputy Mayor for Planning and Economic Development	Industrial Revenue Bond	Revenue Bo	Vital Voices	$27,215,000	1509 16TH STREET NW	Ward 2	0																		
2020	Department of Housing and Community Development	Housing Preservation Fund	HPF Loan	1400 Aspen Street Tenants Association	$965,366	1400 ASPEN STREET NW	Ward 4	0		30	5	13		12												
2020	Deputy Mayor for Planning and Economic Development	Real Estate Developmen t	Grant	GALA HISPANIC THEATER	$1,000,000	2437 15TH STREET NW	Ward 1	0																		
2020	None - Tax Expenditure	Real Property Tax Abatement	Tax Abatement		$868,767	2437 15TH STREET NW	Ward 1	0																		
2020	None - Tax Expenditure	Real Property Tax Abatement	Tax Abatement		$2,657,821	820 1ST STREET NE	Ward 6	0																		
2020	None - Tax Expenditure	Real Property Tax Abatement	Tax Abatement		$766,176	300 H STREET NE	Ward 6	0																		
2020	Department of Housing and Community Development	Housing Production Trust Fund	N/A	Institute of Urban Living dba Hyacinth's Place	$100,000	3233 15TH PLACE SE	Ward 8	0		50																
2020	Department of Housing and Community Development	Housing Production Trust Fund	Under Const	Anacostia Gardens Owner, LLC	$9,803,105	3600 ELY PLACE SE	Ward 7	0		99	0	9	90	0	36	49	14									
2020	Housing Finance Agency	HFA Revenue Bond	Revenue Bo	NHPF	$13,850,000	3600 ELY PLACE SE	Ward 7	0		100		9	91													

FY	Agency	Incentive Name	Incentive Type	Recipient Name	Incentive Amount	MAR Address of Investment	MAR_Ward	Number of District Residents Employed	Number of CBEs	Total Affordable Units Produced or Preserved	30% AMI	50% AMI	60% AMI	80% AMI	1 BRs	2 BRs	3 BRs	4+ BRs	Efficiency	SRO	Unknown BRs	Amenity Produced or Enhanced	Is recipient in compliance with District resident employment requirements?	CBE Compliant?	Affordable Housing Compliance? (Covenanted)	Additional Incentive Benefits
2020	Department of Housing and Community Development	Housing Production Trust Fund	N/A		$366,070	22 ATLANTIC STREET SE	Ward 8	0		15																
2020	None - Tax Expenditure	Real Property Tax Abatement	Tax Abatement		$792,420	4000 MASSACHUSETTS AVENUE NW	Ward 3	0																		
2020	Department of Housing and Community Development	Housing Production Trust Fund	Under Const	Anchor Preservation LLC.	$4,518,213	410 CEDAR STREET NW	Ward 4	0		30	3	0	23	4	15	14	1									
2020	Department of Housing and Community Development	Housing Production Trust Fund	Under Const	Kennedy Street Community Partners, LLC	$15,810,048	809 KENNEDY STREET NW	Ward 4	0		38	3	35	0	0	37				1							
2020	Housing Finance Agency	HFA Revenue Bond	Revenue Bo	Dantes Partners & Gilbane	$8,200,000	809 KENNEDY STREET NW	Ward 4	0		38	3	35														
2020	None - Tax Expenditure	Real Property Tax Abatement	Tax Abatement		$894,748	1325 W STREET NW	Ward 1	0																		
2020	Deputy Mayor for Planning and Economic Development	Industrial Revenue Bond	Revenue Bo	Trinity College	$25,210,000	125 MICHIGAN AVENUE NE	Ward 5	0																		
2020	None - Tax Expenditure	Real Property Tax Abatement	Tax Abatement		$1,459,222	1930 1ST STREET SW	Ward 6	0																		
2020	None - Tax Expenditure	Real Property Tax Abatement	Tax Abatement		$1,873,948	1160 1ST STREET NE	Ward 6	0																		
2020	Deputy Mayor for Planning and Economic Development	Real Estate Developmen t	Grant	CHECK IT ENTERPRISES LLC	$2,000,000	1920 MARTIN LUTHER KING JR AVENUE SE	Ward 8	0																		

FY	Agency	Incentive Name	Incentive Type	Recipient Name	Incentive Amount	MAR Address of Investment	MAR_Ward	Number of District Residents Employed	Number of CBEs	Total Affordable Units Produced or Preserved	30% AMI	50% AMI	60% AMI	80% AMI	1 BRs	2 BRs	3 BRs	4+ BRs	Efficiency	SRO	Unknown BRs	Amenity Produced or Enhanced	Is recipient in compliance with District resident employment requirements?	CBE Compliant?	Affordable Housing Compliance? (Covenanted)	Additional Incentive Benefits
2020	Department of Housing and Community Development	Housing Preservation Fund	HPF Loan	MANNA	$337,500	1711 28TH STREET SE	Ward 7	0		19				19												
2020	Department of Housing and Community Development	Housing Production Trust Fund	N/A	Manna, Inc.	$100,000	2530 PARK PLACE SE	Ward 7	0		21					21											
2020	Housing Finance Agency	HFA Revenue Bond	Revenue Bo	Capital Realty Group	$21,500,000	3225 23RD STREET SE	Ward 8	0		190		124	66													
2020	Deputy Mayor for Planning and Economic Development	Industrial Revenue Bond	Revenue Bo	Washington Latin PCS	$14,500,000	5200 2ND STREET NW	Ward 4	0																		
2020	Deputy Mayor for Planning and Economic Development	Industrial Revenue Bond	Revenue Bo	St Paul on 4th	$25,275,000	3015 4TH STREET NE	Ward 5	0																		
2020	Deputy Mayor for Planning and Economic Development	Industrial Revenue Bond	Revenue Bo	St Paul on 4th St	$25,275,000	3015 4TH STREET NE	Ward 5	0																		
2020	Department of Housing and Community Development	Housing Production Trust Fund	N/A	Mary's House for Older Adults, Inc.	$100,000	401 ANACOSTIA ROAD SE	Ward 7	0		15									15							
2020	Department of Housing and Community Development	Housing Production Trust Fund	Under Const	1100 Eastern LLC	$11,387,395	1100 EASTERN AVENUE NE	Ward 7	0		63	13	50	0	0	30	2	16	4	11							
2020	Housing Finance Agency	HFA Revenue Bond	Revenue Bo	Neighborhood Development Company	$13,900,000	1100 EASTERN AVENUE NE	Ward 7	0		63	13	50														
2020	Deputy Mayor for Planning and Economic Development	WRAMC Redevelopm ent	Grant	THE PARKS AT WALTER REED (TPWR) DEVELOPER, LLC	$877,433	555 13TH STREET NW	Ward 2	31	14																	

FY	Agency	Incentive Name	Incentive Type	Recipient Name	Incentive Amount	MAR Address of Investment	MAR_Ward	Number of District Residents Employed	Number of CBEs	Total Affordable Units Produced or Preserved	30% AMI	50% AMI	60% AMI	80% AMI	1 BRs	2 BRs	3 BRs	4+ BRs	Efficiency	SRO	Unknown BRs	Amenity Produced or Enhanced	Is recipient in compliance with District resident employment requirements?	CBE Compliant?	Affordable Housing Compliance? (Covenanted)	Additional Incentive Benefits
2020	Department of Housing and Community Development	Housing Production Trust Fund	Under Const	Hope Cooperative Association	$5,456,468	1445 SPRING ROAD NW	Ward 4	0		13	6	4	0	1	13											
2020	None - Tax Expenditure	Qualified Supermarket Tax Incentive	Tax Exempti	ALDI	$171,121	901 17TH STREET NE	Ward 5	0																		
2020	Deputy Mayor for Planning and Economic Development	Land Disposition Agreement	Land Disposi	The Hartley (Walter Reed Building IJ)	$183,926	6900 GEORGIA AVENUE NW	Ward 4	0																		
2020	None - Tax Expenditure	Real Property Tax Abatement	Tax Abatement		$701,009	140 M STREET NE	Ward 6	0																		
2020	Deputy Mayor for Planning and Economic Development	Industrial Revenue Bond	Revenue Bo	Public Foundation Welfare	$12,100,000	1200 U STREET NW	Ward 1	0																		
2020	Deputy Mayor for Planning and Economic Development	Industrial Revenue Bond	Revenue Bo	Hospital for Sick Children	$8,475,000	1731 BUNKER HILL ROAD NE	Ward 5	0																		
2020	Deputy Mayor for Planning and Economic Development	Neighborhood Prosperity Fund	Grant	MUKI'S MARKET	$100,000	4403 BOWEN ROAD SE	Ward 7	0																		
2020	Department of Housing and Community Development	Housing Production Trust Fund	Under Const	TM-DBT LP	$13,877,898	1550 1ST STREET SW	Ward 6	0		76	16	60	0	0	48	19		9								
2020	Housing Finance Agency	HFA Revenue Bond	Revenue Bo	TM Associates	$21,600,000	1550 1ST STREET SW	Ward 6	0		76	16	60														
2020	Department of Housing and Community Development	Housing Preservation Fund	HPF Loan	Dantes Partners	$1,100,000	4236 4TH STREET SE	Ward 8	0		126	4	64	26	1												

FY	Agency	Incentive Name	Incentive Type	Recipient Name	Incentive Amount	MAR Address of Investment	MAR_Ward	Number of District Residents Employed	Number of CBEs	Total Affordable Units Produced or Preserved	30% AMI	50% AMI	60% AMI	80% AMI	1 BRs	2 BRs	3 BRs	4+ BRs	Efficiency	SRO	Unknown BRs	Amenity Produced or Enhanced	Is recipient in compliance with District resident employment requirements?	CBE Compliant?	Affordable Housing Compliance? (Covenanted)	Additional Incentive Benefits
2020	Department of Housing and Community Development	Housing Production Trust Fund	Under Const	Scattered Site III LLC	$11,407,761	1338 R STREET NW	Ward 2	0		87	87	0	0	0					87							
2020	Housing Finance Agency	HFA Revenue Bond	Revenue Bo	SOME	$17,300,000	1338 R STREET NW	Ward 2	0		89	87															
2020	None - Tax Expenditure	Real Property Tax Abatement	Tax Abatement		$113,798	5432 CONNECTICUT AVENUE NW	Ward 3	0																		
2020	None - Tax Expenditure	Real Property Tax Abatement	Tax Abatement		$365,750	150 Q STREET NE	Ward 5	0																		
2020	None - Tax Expenditure	Real Property Tax Abatement	Tax Abatement		$101,248		Ward 2	0																		
2020	Department of Housing and Community Development	Housing Preservation Fund	HPF Loan	MED Developers	$1,159,992	2384 CHAMPLAIN STREET NW	Ward 1	0		30				30												
2020	None - Tax Expenditure	Real Property Tax Abatement	Tax Abatement		$757,421	151 Q STREET NE	Ward 5	0																		
2020	None - Tax Expenditure	Real Property Tax Abatement	Tax Abatement		$723,503	2 M STREET NE	Ward 6	0																		
2020	None - Tax Expenditure	Real Property Tax Abatement	Tax Abatement		$661,235	250 K STREET NE	Ward 6	0																		
2020	None - Tax Expenditure	Real Property Tax Abatement	Tax Abatement		$1,698,744	130 M STREET NE	Ward 6	0																		

FY	Agency	Incentive Name	Incentive Type	Recipient Name	Incentive Amount	MAR Address of Investment	MAR_Ward	Number of District Residents Employed	Number of CBEs	Total Affordable Units Produced or Preserved	30% AMI	50% AMI	60% AMI	80% AMI	1 BRs	2 BRs	3 BRs	4+ BRs	Efficiency	SRO	Unknown BRs	Amenity Produced or Enhanced	Is recipient in compliance with District resident employment requirements?	CBE Compliant?	Affordable Housing Compliance? (Covenanted)	Additional Incentive Benefits
2020	None - Tax Expenditure	Real Property Tax Abatement	Tax Abatement		$1,354,533	55 M STREET NE	Ward 6	0																		
2020	Deputy Mayor for Planning and Economic Development	Land Disposition Agreement	Land Disposi	MLK Gateway	$200,000	1909 MARTIN LUTHER KING JR AVENUE SE	Ward 8	0	2																	
2020	None - Tax Expenditure	Real Property Tax Abatement	Tax Abatement		$427,117	1805 7TH STREET NW	Ward 1	0																		
2020	None - Tax Expenditure	Qualified Supermarket Tax Incentive	Tax Exempti	COSTCO	$400,723	2441 MARKET STREET NE	Ward 5	0																		
2020	None - Tax Expenditure	Real Property Tax Abatement	Tax Abatement		$199,649	77 H STREET NW	Ward 6	0																		
2020	None - Tax Expenditure	Real Property Tax Abatement	Tax Abatement		$2,335,146	1550 7TH STREET NW	Ward 6	0																		
2020	Department of Housing and Community Development	Housing Production Trust Fund	Pre-Develop	Wesley Hawaii LLC	$100,000	1 HAWAII AVENUE NE	Ward 5	0		70																
2020	Department of Housing and Community Development	Housing Production Trust Fund	N/A	North Capitol Commons, LP	$500,000	1005 NORTH CAPITOL STREET NE	Ward 6	0		124									124							
2020	Deputy Mayor for Planning and Economic Development	African-American Civil War Museum Grant Implementation Amendment Act of 2018	Grant	AFRICAN-AMERICAN CIVIL WAR	$500,000	1925 VERMONT AVENUE NW	Ward 1	0																		

FY	Agency	Incentive Name	Incentive Type	Recipient Name	Incentive Amount	MAR Address of Investment	MAR_Ward	Number of District Residents Employed	Number of CBEs	Total Affordable Units Produced or Preserved	30% AMI	50% AMI	60% AMI	80% AMI	1 BRs	2 BRs	3 BRs	4+ BRs	Efficiency	SRO	Unknown BRs	Amenity Produced or Enhanced	Is recipient in compliance with District resident employment requirements?	CBE Compliant?	Affordable Housing Compliance? (Covenanted)	Additional Incentive Benefits
2020	None - Tax Expenditure	Real Property Tax Abatement	Tax Abatement		$234,169	600 KENILWORTH TERRACE NE	Ward 7	0																		
2020	None - Tax Expenditure	Real Property Tax Abatement	Tax Abatement		$984,275	60 L STREET NE	Ward 6	0																		
2020	Department of Housing and Community Development	Housing Production Trust Fund	Under Const	PB HanTiv Owner LLC	$9,700,125	4811 NORTH CAPITOL STREET NE	Ward 5	0		90	8	29	53	0	49	33	8									
2020	Housing Finance Agency	HFA Revenue Bond	Revenue Bo	Manna, TM Associates, EquityPlus	$16,900,000	4811 NORTH CAPITOL STREET NE	Ward 5	0		90	8	29	53													
2020	Deputy Mayor for Planning and Economic Development	Land Disposition Agreement	Land Disposi	Ft Totten Triangle	$2,000,000	5581 SOUTH DAKOTA AVENUE NE	Ward 4	0																		
2020	None - Tax Expenditure	Real Property Tax Abatement	Tax Abatement		$545,116	200 Q STREET NE	Ward 5	0																		
2020	None - Tax Expenditure	Real Property Tax Abatement	Tax Abatement		$90,341	371 MORSE STREET NE	Ward 5	0																		
2020	None - Tax Expenditure	Real Property Tax Abatement	Tax Abatement		$1,484,115	700 L'ENFANT PLAZA SW	Ward 6	0																		
2020	Housing Finance Agency	HFA Revenue Bond	Revenue Bo	The Foundation, Gragg Cardona, Carding Group	$58,000,000	1650 KENILWORTH AVENUE NE	Ward 7	0		157	0	0	##	0												
2020	Department of Housing and Community Development	Housing Production Trust Fund	Pre-Develop	Minnesota and 27th SE LLC	$6,427,352	1327 27TH STREET SE	Ward 7	0		26	0	12	6	8			24		2							

FY	Agency	Incentive Name	Incentive Type	Recipient Name	Incentive Amount	MAR Address of Investment	MAR_Ward	Number of District Residents Employed	Number of CBEs	Total Affordable Units Produced or Preserved	30% AMI	50% AMI	60% AMI	80% AMI	1 BRs	2 BRs	3 BRs	4+ BRs	Efficiency	SRO	Unknown BRs	Amenity Produced or Enhanced	Is recipient in compliance with District resident employment requirements?	CBE Compliant?	Affordable Housing Compliance? (Covenanted)	Additional Incentive Benefits
2020	Department of Housing and Community Development	Housing Production Trust Fund	N/A		$1,937,575	881 3RD STREET NW	Ward 6	0		71					56	7			8							
2020	Deputy Mayor for Planning and Economic Development	Creative and Open Space Modernization	Tax Rebate	Yelp	$575,365	575 7TH STREET NW	Ward 2																			
2020	Deputy Mayor for Planning and Economic Development	Creative and Open Space Modernization	Tax Rebate	EverFi	$792,233	2300 N STREET NW	Ward 2																			
2020	Deputy Mayor for Planning and Economic Development	Creative and Open Space Modernization	Tax Rebate	FiscalNote	$530,217	1201 PENNSYLVANIA AVENUE NW	Ward 2		6																	
2020	Department of Housing and Community Development	New Communities Initiative	Grant	Far SE Family Strengthening Collaborative	$600,000	2045 Martin Luther King, Jr. Avenue, SE, Suite 400, Washington, DC 20020																				
2021	Department of Housing and Community Development	Housing Production Trust Fund	HPTF Loan	49th Street Developer LLC	$1,953,029	1 49TH STREET SE	Ward 7			28	0	0	0	28			28									
2021	None - Tax Expenditure	Real Property Tax Abatement	Tax Abatem	WASHINGTON GATEWAY APARTMENTS VENTURE LLC	$1,020,151	100 FLORIDA AVENUE NE	Ward 5																			
2021	Deputy Mayor for Planning and Economic Development	New Communities Initiative	Grant	THE COMMUNITY BUILDERS INC	$75,000	1003 K Street, NW Suite 700, Washington, DC 20001	Ward 2																			
2021	Department of Housing and Community Development	Housing Production Trust Fund	HPTF Loan	1100 EASTERN AVENUE NE	$1,280,804	1100 EASTERN AVENUE NE	Ward 7																			

FY	Agency	Incentive Name	Incentive Type	Recipient Name	Incentive Amount	MAR Address of Investment	MAR_Ward	Number of District Residents Employed	Number of CBEs	Total Affordable Units Produced or Preserved	30% AMI	50% AMI	60% AMI	80% AMI	1 BRs	2 BRs	3 BRs	4+ BRs	Efficiency	SRO	Unknown BRs	Amenity Produced or Enhanced	Is recipient in compliance with District resident employment requirements?	CBE Compliant?	Affordable Housing Compliance? (Covenanted)	Additional Incentive Benefits
2021	Department of Housing and Community Development	Low Income Housing Tax Credit	LIHTC	Sursum Corda	$1,883,833	1112 1ST TERRACE NW	Ward 6	1		118					38	47	38	4								
2021	Housing Finance Agency	HFA Revenue Bond	Revenue Bo	L+M Development Partners, Toll Brothers	$23,000,000	1112 1ST TERRACE NW	Ward 6	1																		
2021	Department of Housing and Community Development	Housing Production Trust Fund	HPTF Loan	SPRING FLATS FAMILY LLC	$7,234,383	1125 SPRING ROAD NW	Ward 4	2																		
2021	Department of Housing and Community Development	Housing Production Trust Fund	HPTF Loan	SPRING FLATS SENIOR 4 LLC	$1,954,816	1125 SPRING ROAD NW	Ward 4	2																		
2021	Department of Housing and Community Development	Housing Production Trust Fund	HPTF Loan	SPRING FLATS SENIOR 9 LLC	$185,026	1125 SPRING ROAD NW	Ward 4	2																		
2021	Deputy Mayor for Planning and Economic Development	New Communitie s Initiative	Grant	HOUSING IN TRANSITION INC - NW1	$565,000	1140 North Capitol Street, NW Suite 124 Washington, DC 20002	Ward 6																			
2021	Deputy Mayor for Planning and Economic Development	Neighborhoo d Prosperity Fund	Grant	The Gaston Group	$145,000	1215 Good Hope Road SE, Washington, DC 20020	Ward 8	0																		
2021	Deputy Mayor for Planning and Economic Development	FY21 Food Access Fund Grant	Grant	The Fresh Food Factory	$603,867	1231 Good Hope Road, SE, Washington, DC 20020	Ward 8	0																		
2021	Deputy Mayor for Planning and Economic Development	Industrial Revenue Bond	Revenue Bo	National Museum of Women in the Arts	$35,000,000	1250 NEW YORK AVENUE NW	Ward 2																			
2021	None - Tax Expenditure	Real Property Tax Abatement	Tax Abatem	THE FLATS 130 DC RESIDENTIAL LLC	$329,175	130 M STREET NE	Ward 6																			

FY	Agency	Incentive Name	Incentive Type	Recipient Name	Incentive Amount	MAR Address of Investment	MAR_Ward	Number of District Residents Employed	Number of CBEs	Total Affordable Units Produced or Preserved	30% AMI	50% AMI	60% AMI	80% AMI	1 BRs	2 BRs	3 BRs	4+ BRs	Efficiency	SRO	Unknown BRs	Amenity Produced or Enhanced	Is recipient in compliance with District resident employment requirements?	CBE Compliant?	Affordable Housing Compliance? (Covenanted)	Additional Incentive Benefits
2021	None - Tax Expenditure	Real Property Tax Abatement	Tax Abatem	THE FLATS 130 DC RESIDENTIAL LLC	$126,798	130 M STREET NE	Ward 6																			
2021	None - Tax Expenditure	Real Property Tax Abatement	Tax Abatem	THE FLATS 130 DC RESIDENTIAL LLC	$125,676	130 M STREET NE	Ward 6																			
2021	None - Tax Expenditure	Real Property Tax Abatement	Tax Abatem	THE FLATS 130 DC RESIDENTIAL LLC	$1,023,127	130 M STREET NE	Ward 6																			
2021	Department of Housing and Community Development	Housing Production Trust Fund	HPTF Loan	NEW SAVANNAH PRESERVATION PARTNERS	$1,379,645	1301 SAVANNAH STREET SE	Ward 8		2	65																
2021	Deputy Mayor for Planning and Economic Development	Land Disposition Agreement	Land Dispos	8th and O	$1,000,000	1336 8TH STREET NW	Ward 6																			
2021	None - Tax Expenditure	Real Property Tax Abatement	Tax Abatem	THE FLATS 140 DC RESIDENTIAL LLC	$701,009	140 M STREET NE	Ward 6																			
2021	Deputy Mayor for Planning and Economic Development	FY21 DC Nourish Grant	Grant	Capital Impact Partners	$1,000,000	1400 Crystal City Drive Suite 500 Arlington, VA 22202																				
2021	Department of Housing and Community Development	Housing Production Trust Fund	HPTF Loan	DELTA SENIOR HOUSING OWNER LLC	$4,944,739	1400 FLORIDA AVENUE NE	Ward 5																			
2021	Department of Housing and Community Development	Low Income Housing Tax Credit	LIHTC	Ritch Homes Apartments	$1,020,818	1416 R STREET NW	Ward 2																			
2021	Department of Housing and Community Development	Housing Production Trust Fund	HPTF Loan	HOPE COOPERATIVE ASSOCIATION	$1,174,009	1445 SPRING ROAD NW	Ward 4																			

FY	Agency	Incentive Name	Incentive Type	Recipient Name	Incentive Amount	MAR Address of Investment	MAR_Ward	Number of District Residents Employed	Number of CBEs	Total Affordable Units Produced or Preserved	30% AMI	50% AMI	60% AMI	80% AMI	1 BRs	2 BRs	3 BRs	4+ BRs	Efficiency	SRO	Unknown BRs	Amenity Produced or Enhanced	Is recipient in compliance with District resident employment requirements?	CBE Compliant?	Affordable Housing Compliance? (Covenanted)	Additional Incentive Benefits
2021	Deputy Mayor for Planning and Economic Development	Industrial Revenue Bond	Revenue Bo	Studio Theatre, Inc.	$9,500,000	1501 14TH STREET NW	Ward 2																			
2021	Department of Housing and Community Development	Housing Production Trust Fund	HPTF Loan	1515 North Capitol LLC	$20,513,801	1515 NORTH CAPITOL STREET NE	Ward 5			139	75	61	0	0	1				138							
2021	Department of Housing and Community Development	Housing Production Trust Fund	HPTF Loan	1515 NORTH CAPITOL LLC	$9,130,035	1515 NORTH CAPITOL STREET NE	Ward 5																			
2021	Department of Housing and Community Development	Low Income Housing Tax Credit	LIHTC	SOME North Capitol Street 2019	$2,166,999	1515 NORTH CAPITOL STREET NE	Ward 5										##									
2021	Department of Housing and Community Development	Housing Production Trust Fund	HPTF Loan	MDXL Flats	$13,065,659	1530 1ST STREET SW	Ward 6			101	21	80	0	0	46	37	10	8								
2021	Department of Housing and Community Development	Housing Production Trust Fund	HPTF Loan	TM JACOB 1530 LLC	$7,981,794	1530 1ST STREET SW	Ward 6																			
2021	Housing Finance Agency	HFA Revenue Bond	Revenue Bo	TM Associates, REBJ, UPO Community Development	$33,080,454	1530 1ST STREET SW	Ward 6																			
2021	Department of Housing and Community Development	Low Income Housing Tax Credit	LIHTC	MDXL Flats	$1,974,967	1530 1ST STREET SW	Ward 6								10	8										
2021	Deputy Mayor for Planning and Economic Development	Neighborhood Prosperity Fund		Medici Road Inc.	$500,000	1629 K Street NW, Washington DC 20006	Ward 2																			
2021	Deputy Mayor for Planning and Economic Development	Industrial Revenue Bond	Revenue Bo	Lowell School	$11,911,000	1640 KALMIA ROAD NW	Ward 4																			

FY	Agency	Incentive Name	Incentive Type	Recipient Name	Incentive Amount	MAR Address of Investment	MAR_Ward	Number of District Residents Employed	Number of CBEs	Total Affordable Units Produced or Preserved	30% AMI	50% AMI	60% AMI	80% AMI	1 BRs	2 BRs	3 BRs	4+ BRs	Efficiency	SRO	Unknown BRs	Amenity Produced or Enhanced	Is recipient in compliance with District resident employment requirements?	CBE Compliant?	Affordable Housing Compliance? (Covenanted)	Additional Incentive Benefits
2021	Deputy Mayor for Planning and Economic Development	Equitable Capital Access Fund Grant	Grant	The Small and Medium Business Exchange (SMBX) Inc	$500,000	1667 41st Avenue, San Francisco, CA 94122																				
2021	Department of Housing and Community Development	Housing Production Trust Fund	HPTF Loan	17 Mississippi Owner, LLC	$8,699,866	17 MISSISSIPPI AVENUE SE	Ward 8	0		41	9	32	0	0	14	2	13		12							
2021	Department of Housing and Community Development	Housing Production Trust Fund	HPTF Loan	17 MISSISSIPPI OWNER LLC	$1,256,668	17 MISSISSIPPI AVENUE SE	Ward 8	0																		
2021	Housing Finance Agency	HFA Revenue Bond	Revenue Bo	NHP Foundation, Peebles Corp, West End Capital Group	$10,300,000	17 MISSISSIPPI AVENUE SE	Ward 8	0																		
2021	Department of Housing and Community Development	Low Income Housing Tax Credit	LIHTC	17 Mississippi Ave SE Apartments	$1,129,752	17 MISSISSIPPI AVENUE SE	Ward 8								14	2	13		12							
2021	Department of Housing and Community Development	Housing Production Trust Fund	HPTF Loan	1736 RHODE ISLAND AVENUE LLC	$210,169	1736 RHODE ISLAND AVENUE NE	Ward 5																			
2021	Deputy Mayor for Planning and Economic Development	FY21 Food Access Fund Grant	Grant	Banneker Ventures	$996,240	1738 Elton Road, Suite 215, Silver Spring, MD 20903																				
2021	None - Tax Expenditure	Real Property Tax Abatement	Tax Abatem	UNITED NEGRO COLLEGE FUND INC	$427,117	1805 7TH STREET NW	Ward 1																			
2021	Department of Housing and Community Development	Low Income Housing Tax Credit	LIHTC	MC Rental Preservation 1 LLC	$887,588	1847 GOOD HOPE ROAD SE	Ward 8	0	4						4	26										
2021	Department of Housing and Community Development	Low Income Housing Tax Credit	LIHTC	Mi Casa Rental Preservation Project (Phase I) 1847-1849 Good Hope Rd SE & 5400 5th st NW	$887,588	1847 GOOD HOPE ROAD SE	Ward 8			30	13		9	8	4	26										

FY	Agency	Incentive Name	Incentive Type	Recipient Name	Incentive Amount	MAR Address of Investment	MAR_Ward	Number of District Residents Employed	Number of CBEs	Total Affordable Units Produced or Preserved	30% AMI	50% AMI	60% AMI	80% AMI	1 BRs	2 BRs	3 BRs	4+ BRs	Efficiency	SRO	Unknown BRs	Amenity Produced or Enhanced	Is recipient in compliance with District resident employment requirements?	CBE Compliant?	Affordable Housing Compliance? (Covenanted)	Additional Incentive Benefits
2021	Deputy Mayor for Planning and Economic Development	Industrial Revenue Bond	Revenue Bo	Gonzaga High School	$16,917,723	19 I STREET NW	Ward 6																			
2021	Housing Finance Agency	HFA Revenue Bond	Revenue Bo	Donatelli Development, Blue Skye	$52,550,000	1900 C STREET NE	Ward 7																			
2021	Department of Housing and Community Development	Low Income Housing Tax Credit	LIHTC	Ethel DC, LLC	$2,692,196	1900 C STREET SE	Ward 7	0							##											
2021	Department of Housing and Community Development	Low Income Housing Tax Credit	LIHTC	Hill East	$2,692,196	1900 C STREET SE	Ward 7			100	##															
2021	Deputy Mayor for Planning and Economic Development	FY21 Food Access Fund Grant	Grant	Green T Group II Inc dba Sala Thai	$555,522	1901 C Street SE, Suite A, Washington, DC 20003	Ward 7																			
2021	Deputy Mayor for Planning and Economic Development	Neighborhood Prosperity Fund	Grant	MLK Gateway Phase II Land LLC	$250,000	1909 Martin Luther King Jr Avenue SE, Washington, DC 20020	Ward 8	0																		
2021	Department of Housing and Community Development	Housing Production Trust Fund	HPTF Loan	MI CASA MY HOUSE INC.	$204,486	1928 15TH STREET SE	Ward 8																			
2021	Department of Housing and Community Development	Low Income Housing Tax Credit	LIHTC	Abrams Hall Assisted Living	$1,100,000	195 CHAPPIE JAMES BOULEVARD SW	Ward 8			54	54								54							
2021	Housing Finance Agency	HFA Revenue Bond	Revenue Bo	MRP, TAA, dn CSG Urban	$29,900,000	2 L STREET NW	Ward 6			150	12	64		42												
2021	None - Tax Expenditure	Real Property Tax Abatement	Tax Abatem	2 M STREET REDEVELOPMENT LLC	$723,503	2 M STREET NE	Ward 6																			

FY	Agency	Incentive Name	Incentive Type	Recipient Name	Incentive Amount	MAR Address of Investment	MAR_Ward	Number of District Residents Employed	Number of CBEs	Total Affordable Units Produced or Preserved	30% AMI	50% AMI	60% AMI	80% AMI	1 BRs	2 BRs	3 BRs	4+ BRs	Efficiency	SRO	Unknown BRs	Amenity Produced or Enhanced	Is recipient in compliance with District resident employment requirements?	CBE Compliant?	Affordable Housing Compliance? (Covenanted)	Additional Incentive Benefits
2021	Deputy Mayor for Planning and Economic Development	FY21 DC Locally Made Manufacturing Grant	Grant	Yeleen Beauty LLC	$640,000	2 Massachusetts Avenue NE #1841 Washington, DC 20002	Ward 6																			
2021	Deputy Mayor for Planning and Economic Development	Neighborhood Prosperity Fund	Grant	Far SE Family Strengthening Collaborative	$1,000,000	2006 Martin Luther King Jr Avenue SE, Washington, DC 20020	Ward 8	0																		
2021	Deputy Mayor for Planning and Economic Development	Neighborhood Prosperity Fund	Grant	Far SE Family Strengthening Collaborative	$1,000,000	2006 Martin Luther King Jr Avenue SE, Washington, DC 20020	Ward 8	0																		
2021	Deputy Mayor for Planning and Economic Development	New Communities Initiative	Grant	Far SE Family Strengthening Collaborative	$450,000	2007 Martin Luther King Jr Avenue SE, Washington, DC 20020	Ward 8																			
2021	Deputy Mayor for Planning and Economic Development	FY21 Legacy Small Business Recovery Grant	Grant	Dudley Enterprises LLC	$102,800	2031 Rhode Island Avenue, NE, Washington, DC 20018	Ward 5																			
2021	Deputy Mayor for Planning and Economic Development	New Communities Initiative	Grant	FAR SOUTHEAST FAMILY	$450,000	2041 Martin Luther King, Jr. Avenue, SE, Suite 400, Washington, DC 20020	Ward 8																			
2021	Deputy Mayor for Planning and Economic Development	New Communities Initiative	Grant	Far SE Family Strengthening Collaborative	$553,000	2041 Martin Luther King, Jr. Avenue, SE, Suite 400, Washington, DC 20020	Ward 8																			
2021	Deputy Mayor for Planning and Economic Development	New Communities Initiative	Grant	Far SE Family Strengthening Collaborative	$610,175	2042 Martin Luther King, Jr. Avenue, SE, Suite 400, Washington, DC 20020	Ward 8																			

FY	Agency	Incentive Name	Incentive Type	Recipient Name	Incentive Amount	MAR Address of Investment	MAR_Ward	Number of District Residents Employed	Number of CBEs	Total Affordable Units Produced or Preserved	30% AMI	50% AMI	60% AMI	80% AMI	1 BRs	2 BRs	3 BRs	4+ BRs	Efficiency	SRO	Unknown BRs	Amenity Produced or Enhanced	Is recipient in compliance with District resident employment requirements?	CBE Compliant?	Affordable Housing Compliance? (Covenanted)	Additional Incentive Benefits
2021	Deputy Mayor for Planning and Economic Development	New Communities Initiative	Grant	Far SE Family Strengthening Collaborative	$515,000	2043 Martin Luther King, Jr. Avenue, SE, Suite 400, Washington, DC 20020	Ward 8																			
2021	Deputy Mayor for Planning and Economic Development	New Communities Initiative	Grant	Far SE Family Strengthening Collaborative	$515,000	2044 Martin Luther King, Jr. Avenue, SE, Suite 400, Washington, DC 20020	Ward 8																			
2021	Deputy Mayor for Planning and Economic Development	New Communities Initiative	Grant	Far SE Family Strengthening Collaborative	$600,000	2045 Martin Luther King, Jr. Avenue, SE, Suite 400, Washington, DC 20020	Ward 8																			
2021	Deputy Mayor for Planning and Economic Development	New Communities Initiative	Grant	Far SE Family Strengthening Collaborative	$550,000	2046 Martin Luther King, Jr. Avenue, SE, Suite 400, Washington, DC 20020	Ward 8																			
2021	Department of Housing and Community Development	Low Income Housing Tax Credit	LIHTC	218 Vine Street – 9%	$1,100,000	218 VINE STREET NW	Ward 4	3	8	37	0	37	0	0	17	1			19							
2021	Department of Housing and Community Development	Housing Production Trust Fund	HPTF Loan	218 Vine Street NW Residential PJV - Phase 2, LLC	$13,208,091	218 VINE STREET NW	Ward 4	3	8	92	26	53	13	0	38	1			53							
2021	Housing Finance Agency	HFA Revenue Bond	Revenue Bo	Jair Lynch, Housing Up	$21,500,000	218 VINE STREET NW	Ward 4	3	8																	
2021	Department of Housing and Community Development	Low Income Housing Tax Credit	LIHTC	218 Vine Street NW - 4%	$987,681	218 VINE STREET NW	Ward 4			92	26		53	13	38	1			53							
2021	Department of Housing and Community Development	Housing Production Trust Fund	HPTF Loan	22 ATLANTIC COOPERATIVE	$569,209	22 ATLANTIC STREET SE	Ward 8																			

FY	Agency	Incentive Name	Incentive Type	Recipient Name	Incentive Amount	MAR Address of Investment	MAR_Ward	Number of District Residents Employed	Number of CBEs	Total Affordable Units Produced or Preserved	30% AMI	50% AMI	60% AMI	80% AMI	1 BRs	2 BRs	3 BRs	4+ BRs	Efficiency	SRO	Unknown BRs	Amenity Produced or Enhanced	Is recipient in compliance with District resident employment requirements?	CBE Compliant?	Affordable Housing Compliance? (Covenanted)	Additional Incentive Benefits
2021	Deputy Mayor for Planning and Economic Development	Industrial Revenue Bond	Revenue Bo	Field School	$26,500,000	2200 FOXHALL ROAD NW	Ward 3																			
2021	Department of Housing and Community Development	Housing Production Trust Fund	HPTF Loan	MANNA INC	$191,842	2200 HUNTER PLACE SE	Ward 8																			
2021	Deputy Mayor for Planning and Economic Development	FY21 Food Access Fund Grant	Grant	HS Skyland LLC dba Halfsmoke	$997,415	2201 Town Center Drive SE, #T1, Washington, DC 20020	Ward 7																			
2021	Deputy Mayor for Planning and Economic Development	Industrial Revenue Bond	Revenue Bo	Provident Howard U	$109,939,496	2225 GEORGIA AVENUE NW	Ward 1																			
2021	Department of Housing and Community Development	Housing Production Trust Fund	HPTF Loan	The Clara on Martin Luther King Jr. Avenue LLC	$43,279,266	2323 MARTIN LUTHER KING JR AVENUE SE	Ward 8			92	20	61	0	0	29	28	21		3							
2021	Housing Finance Agency	HFA Revenue Bond	Revenue Bo	Banneker Ventures, Medina Life	$19,738,000	2323 MARTIN LUTHER KING JR AVENUE SE	Ward 8			71																
2021	Department of Housing and Community Development	Low Income Housing Tax Credit	LIHTC	The Clara On MLK	$1,938,013	2323 MARTIN LUTHER KING JR AVENUE SE	Ward 8			81	20		61		21		3									
2021	None - Tax Expenditure	Real Property Tax Abatement	Tax Abatem	2300 PENNSYLVANIA AVENUE LLC	$132,590	2323 PENNSYLVANIA AVENUE SE	Ward 7																			
2021	Deputy Mayor for Planning and Economic Development	Industrial Revenue Bond	Revenue Bo	Rocketship/Launch Pad	$28,175,000	2335 RAYNOLDS PLACE SE	Ward 8																			
2021	Department of Housing and Community Development	Housing Production Trust Fund	HPTF Loan	AINGER PLACE ASSOCIATES LLC	$341,078	2412 AINGER PLACE SE	Ward 8																			

FY	Agency	Incentive Name	Incentive Type	Recipient Name	Incentive Amount	MAR Address of Investment	MAR_Ward	Number of District Residents Employed	Number of CBEs	Total Affordable Units Produced or Preserved	30% AMI	50% AMI	60% AMI	80% AMI	1 BRs	2 BRs	3 BRs	4+ BRs	Efficiency	SRO	Unknown BRs	Amenity Produced or Enhanced	Is recipient in compliance with District resident employment requirements?	CBE Compliant?	Affordable Housing Compliance? (Covenanted)	Additional Incentive Benefits
2021	Deputy Mayor for Planning and Economic Development	FY21 Legacy Small Business Recovery Grant	Grant	JBS Inc dba Rocklands Barbeque and Grilling Company	$236,526	2418 Wisconsin Avenue NW, Washington, DC 20007	Ward 3																			
2021	None - Tax Expenditure	Real Property Tax Abatement	Tax Abatem	801 NEW JERSEY PHASE 1 LLC	$868,767	2437 15TH STREET NW	Ward 1																			
2021	Department of Housing and Community Development	Housing Production Trust Fund	HPTF Loan	2442 MLK, LLC	$16,523,766	2442 MARTIN LUTHER KING JR AVENUE SE	Ward 8		11	81	6	106	0	0	32	52	28									
2021	Department of Housing and Community Development	Housing Production Trust Fund	HPTF Loan	2442 MLK LLC	$15,459,452	2442 MARTIN LUTHER KING JR AVENUE SE	Ward 8																			
2021	Housing Finance Agency	HFA Revenue Bond	Revenue Bo	MRP, Taylor Adams Associates	$26,100,000	2442 MARTIN LUTHER KING JR AVENUE SE	Ward 8		11	112	6	106														
2021	Department of Housing and Community Development	Low Income Housing Tax Credit	LIHTC	2442 MLK	$2,199,569	2442 MARTIN LUTHER KING JR AVENUE SE	Ward 8			112	6		##		32	52	28									
2021	None - Tax Expenditure	Real Property Tax Abatement	Tax Abatem	T-C REPUBLIC SQUARE OWNER LLC	$5,028,122	25 MASSACHUSETTS AVENUE NW	Ward 6																			
2021	None - Tax Expenditure	Real Property Tax Abatement	Tax Abatem	2700 CONECTICUT AVENUE LLC	$128,652	2700 CONNECTICUT AVENUE NW	Ward 3																			
2021	Deputy Mayor for Planning and Economic Development	New Communitie s Initiative	Grant	HOMES FOR HOPE INC	$600,000	3009 G Street, SE, Apartment B, Washington, DC 20019	Ward 7																			
2021	Deputy Mayor for Planning and Economic Development	Neighborhoo d Prosperity Fund	Grant	3443 Benning LLC	$250,000	3232 Georgia Avenue, NW Suite 100, Washington, DC 20010	Ward 1																			

FY	Agency	Incentive Name	Incentive Type	Recipient Name	Incentive Amount	MAR Address of Investment	MAR_Ward	Number of District Residents Employed	Number of CBEs	Total Affordable Units Produced or Preserved	30% AMI	50% AMI	60% AMI	80% AMI	1 BRs	2 BRs	3 BRs	4+ BRs	Efficiency	SRO	Unknown BRs	Amenity Produced or Enhanced	Is recipient in compliance with District resident employment requirements?	CBE Compliant?	Affordable Housing Compliance? (Covenanted)	Additional Incentive Benefits
2021	Department of Housing and Community Development	Low Income Housing Tax Credit	LIHTC	Northwest One (Phase I)	$2,277,670	33 K STREET NW	Ward 6			112	77	0	73	0	58	42	31	5	14							
2021	Deputy Mayor for Planning and Economic Development	Industrial Revenue Bond	Revenue Bo	DC Bilingual PCS	$12,000,000	33 RIGGS ROAD NE	Ward 5																			
2021	Deputy Mayor for Planning and Economic Development	Industrial Revenue Bond	Revenue Bo	KIPP DC	$50,000,000	3301 WHEELER ROAD SE	Ward 8																			
2021	None - Tax Expenditure	Real Property Tax Abatement	Tax Abatem	GATEWAY MARKET LLC	$78,689	340 FLORIDA AVENUE NE	Ward 5																			
2021	None - Tax Expenditure	Real Property Tax Abatement	Tax Abatem	GATEWAY MARKET L/CAL LLC	$466,605	340 FLORIDA AVENUE NE	Ward 5																			
2021	Department of Housing and Community Development	Housing Production Trust Fund	HPTF Loan	3500 EAST CAPITOL	$1,828,184	3500 EAST CAPITOL STREET NE	Ward 7																			
2021	Department of Housing and Community Development	Housing Production Trust Fund	HPTF Loan	3534 EAST CAP VENTURE, LLC	$950,000	3534 EAST CAPITOL STREET NE	Ward 7																			
2021	Deputy Mayor for Planning and Economic Development	Industrial Revenue Bond	Revenue Bo	Cesar Chavez PCS	$13,415,000	3701 HAYES STREET NE	Ward 7																			
2021	None - Tax Expenditure	Real Property Tax Abatement	Tax Abatem	GATEWAY MARKET (SOE) LLC	$90,341	371 MORSE STREET NE	Ward 5																			
2021	Deputy Mayor for Planning and Economic Development	Industrial Revenue Bond	Revenue Bo	Sidwell Friends	$13,068,229	3825 WISCONSIN AVENUE NW	Ward 3																			

FY	Agency	Incentive Name	Incentive Type	Recipient Name	Incentive Amount	MAR Address of Investment	MAR_Ward	Number of District Residents Employed	Number of CBEs	Total Affordable Units Produced or Preserved	30% AMI	50% AMI	60% AMI	80% AMI	1 BRs	2 BRs	3 BRs	4+ BRs	Efficiency	SRO	Unknown BRs	Amenity Produced or Enhanced	Is recipient in compliance with District resident employment requirements?	CBE Compliant?	Affordable Housing Compliance? (Covenanted)	Additional Incentive Benefits
2021	Deputy Mayor for Planning and Economic Development	FY21 Legacy Small Business Recovery Grant	Grant	JMJ, Inc	$85,500	3908 Pennsylvannia Avenue SE Washington, DC 20020	Ward 7																			
2021	Deputy Mayor for Planning and Economic Development	FY21 DC Locally Made Manufacturing Grant	Grant	With Malus Aforethought, LLC	$120,000	3930 Georgia Avenue NW Washington, DC 20011	Ward 4																			
2021	Deputy Mayor for Planning and Economic Development	Neighborhood Prosperity Fund	Grant	Marshall Heights Community Development Organization	$300,000	3939 Benning Road NE, Washington DC 20019	Ward 7	0																		
2021	None - Tax Expenditure	Real Property Tax Abatement	Tax Abatem	EDWARD H KAPLAN	$792,420	4000 MASSACHUSETTS AVENUE NW	Ward 3																			
2021	Department of Housing and Community Development	Housing Production Trust Fund	HPTF Loan	SOUTH CAPITOL IMPROVEMENTS, LL	$5,290,221	4001 SOUTH CAPITOL STREET SW	Ward 8																			
2021	Department of Housing and Community Development	Housing Production Trust Fund	HPTF Loan	Abrams Hall North LP	$2,443,000	4200 CONNECTICUT AVENUE NW	Ward 3	0		54	54	0	0	0					54							
2021	Department of Housing and Community Development	Low Income Housing Tax Credit	LIHTC	Cascade Community Park Partners II LLC	$1,847,149	4232 4TH STREET SE	Ward 8			73	19	35	10	9	19	18	18	18	0							
2021	Deputy Mayor for Planning and Economic Development	Neighborhood Prosperity Fund	Grant	DC Central Kitchen	$340,000	425 2nd Street NW, Washington DC 20001	Ward 6																			
2021	Deputy Mayor for Planning and Economic Development	Neighborhood Prosperity Fund	Grant	4600 Minnesota Avenue NE LLC	$400,000	4600 Minnesota Avenue NE, Washington, DC 20019	Ward 7	0																		

FY	Agency	Incentive Name	Incentive Type	Recipient Name	Incentive Amount	MAR Address of Investment	MAR_Ward	Number of District Residents Employed	Number of CBEs	Total Affordable Units Produced or Preserved	30% AMI	50% AMI	60% AMI	80% AMI	1 BRs	2 BRs	3 BRs	4+ BRs	Efficiency	SRO	Unknown BRs	Amenity Produced or Enhanced	Is recipient in compliance with District resident employment requirements?	CBE Compliant?	Affordable Housing Compliance? (Covenanted)	Additional Incentive Benefits
2021	Department of Housing and Community Development	Housing Production Trust Fund	HPTF Loan	PARKWAY OVERLOOK II LP	$1,251,081	4656 LIVINGSTON ROAD SE	Ward 8																			
2021	Department of Housing and Community Development	Housing Production Trust Fund	HPTF Loan	PB HANTIV OWNER LLC	$5,755,133	4811 NORTH CAPITOL STREET NE	Ward 5																			
2021	Deputy Mayor for Planning and Economic Development	Industrial Revenue Bond	Revenue Bo	LAMB	$34,135,000	5000 14TH STREET NW	Ward 4																			
2021	Department of Housing and Community Development	Housing Production Trust Fund	HPTF Loan	Wesley New Hampshire LLC	$100,000	5000 NEW HAMPSHIRE AVENUE NW	Ward 4	0		56					37	4			15							
2021	Department of Housing and Community Development	Housing Production Trust Fund	HPTF Loan	Phoenix Cooperative Association	$2,055,758	505 JEFFERSON STREET NW	Ward 4	0		14	7	5	0	2	14											
2021	None - Tax Expenditure	Real Property Tax Abatement	Tax Abatem	BCB APARTMENTS LLC	$113,798	5432 CONNECTICUT AVENUE NW	Ward 3																			
2021	Deputy Mayor for Planning and Economic Development	WRAMC Redevelopm ent	Grant	THE PARKS AT WALTER REED (TPWR) DEVELOPER, LLC	$877,433	555 13th Street, NW Suite 400 W Washington, DC 20012	Ward 2																			
2021	Department of Housing and Community Development	Housing Production Trust Fund	HPTF Loan	555 E STREET SW SENIORS LLC	$984,238	555 E STREET SW	Ward 6																			
2021	None - Tax Expenditure	Real Property Tax Abatement	Tax Abatem	NOMA DEVELOPMENT LLC	$984,275	60 L STREET NE	Ward 6																			
2021	Department of Housing and Community Development	Housing Production Trust Fund	HPTF Loan	CIGD PARKSIDE 7 LLC	$428,478	600 KENILWORTH TERRACE NE	Ward 7																			

FY	Agency	Incentive Name	Incentive Type	Recipient Name	Incentive Amount	MAR Address of Investment	MAR_Ward	Number of District Residents Employed	Number of CBEs	Total Affordable Units Produced or Preserved	30% AMI	50% AMI	60% AMI	80% AMI	1 BRs	2 BRs	3 BRs	4+ BRs	Efficiency	SRO	Unknown BRs	Amenity Produced or Enhanced	Is recipient in compliance with District resident employment requirements?	CBE Compliant?	Affordable Housing Compliance? (Covenanted)	Additional Incentive Benefits
2021	None - Tax Expenditure	Real Property Tax Abatement	Tax Abatem	CI GD PARKSIDE 7 LLC	$234,169	600 KENILWORTH TERRACE NE	Ward 7																			
2021	Deputy Mayor for Planning and Economic Development	New Communitie s Initiative	Grant	HOUSING IN TRANSITION INC - PARK MORTON	$340,000	610 Park Road NW Washington, DC 20010	Ward 1																			
2021	Department of Housing and Community Development	Housing Production Trust Fund	HPTF Loan	HAMPSTEAD KINGSTON PARTNERS, L	$83,153	614 LONGFELLOW STREET NW	Ward 4																			
2021	Deputy Mayor for Planning and Economic Development	Industrial Revenue Bond	Revenue Bo	Shakespeare Theatre	$31,000,000	620 F STREET NE	Ward 6																			
2021	Deputy Mayor for Planning and Economic Development	Industrial Revenue Bond	Revenue Bo	Friendship PCS	$62,000,000	6200 KANSAS AVENUE NE	Ward 4																			
2021	Department of Housing and Community Development	Housing Production Trust Fund	HPTF Loan	ABRAMS HALL SENIOR	$187,843	6900 GEORGIA AVENUE NW	Ward 4	2	4																	
2021	Deputy Mayor for Planning and Economic Development	FY21 DC Locally Made Manufacturi ng Grant	Grant	City-State Brewing Co. LLC	$145,000	705 Edgewood Street NE Unit #2 Washington, DC 20017	Ward 5																			
2021	Deputy Mayor for Planning and Economic Development	FY21 DC Locally Made Manufacturi ng Grant	Grant	Basque Bar LLC	$95,000	711 Kennedy Street NW Washington, DC 20011	Ward 4																			
2021	None - Tax Expenditure	Real Property Tax Abatement	Tax Abatem	801 NEW JERSEY PHASE 1 LLC	$199,649	77 H STREET NW	Ward 6																			

FY	Agency	Incentive Name	Incentive Type	Recipient Name	Incentive Amount	MAR Address of Investment	MAR_Ward	Number of District Residents Employed	Number of CBEs	Total Affordable Units Produced or Preserved	30% AMI	50% AMI	60% AMI	80% AMI	1 BRs	2 BRs	3 BRs	4+ BRs	Efficiency	SRO	Unknown BRs	Amenity Produced or Enhanced	Is recipient in compliance with District resident employment requirements?	CBE Compliant?	Affordable Housing Compliance? (Covenanted)	Additional Incentive Benefits
2021	Department of Housing and Community Development	Housing Production Trust Fund	HPTF Loan	CAPITOL VISTA COMMUNITY PART	$1,713,384	800 NEW JERSEY AVENUE NW	Ward 6																			
2021	Department of Housing and Community Development	Housing Production Trust Fund	HPTF Loan	800 SOUTHERN AVENUE LLC	$8,507,981	800 SOUTHERN AVENUE SE	Ward 8																			
2021	Department of Housing and Community Development	Housing Production Trust Fund	HPTF Loan	KENNEDY STREET COMMUNITY PARTNERS	$4,318,959	809 KENNEDY STREET NW	Ward 4																			
2021	None - Tax Expenditure	Real Property Tax Abatement	Tax Abatem	UNIZO REAL ESTATE DC THREE LLC	$2,657,821	820 1ST STREET NE	Ward 6	1																		
2021	Deputy Mayor for Planning and Economic Development	Industrial Revenue Bond	Revenue Bo	Two Rivers PCS	$40,690,000	820 26TH STREET NE	Ward 5																			
2021	Department of Housing and Community Development	Housing Production Trust Fund	HPTF Loan	LIBERTY PLACE APARTMENTS LLC	$2,953,612	881 3RD STREET NW	Ward 6																			
2021	Department of Housing and Community Development	Housing Production Trust Fund	HPTF Loan	NATL HOUSING TRUST-ENT PRES CO	$264,600	881 3RD STREET NW	Ward 6																			
2021	Housing Finance Agency	HFA Revenue Bond	Revenue Bo	NHT - Enterprise and IBF Development	$2,500,000	881 3RD STREET NW	Ward 6																			
2021	Department of Housing and Community Development	Housing Production Trust Fund	HPTF Loan	PETWORTH STATION LP	$290,000	930 RANDOLPH STREET NW	Ward 4																			
2021	Department of Housing and Community Development	Housing Production Trust Fund	HPTF Loan	BRIGHTWOOD GARDENS	$833,755	931 LONGFELLOW STREET NW	Ward 4																			

FY	Agency	Incentive Name	Incentive Type	Recipient Name	Incentive Amount	MAR Address of Investment	MAR_Ward	Number of District Residents Employed	Number of CBEs	Total Affordable Units Produced or Preserved	30% AMI	50% AMI	60% AMI	80% AMI	1 BRs	2 BRs	3 BRs	4+ BRs	Efficiency	SRO	Unknown BRs	Amenity Produced or Enhanced	Is recipient in compliance with District resident employment requirements?	CBE Compliant?	Affordable Housing Compliance? (Covenanted)	Additional Incentive Benefits
2021	Department of Housing and Community Development	Housing Production Trust Fund	HPTF Loan	PARK 27	$4,417,628	MINNESOTA AVENUE SE AND 27TH STREET SE	Ward 8																			
2021	Housing Finance Agency	HFA Revenue Bond	Revenue Bo	NHT - Enterprise	$11,500,000	Ward 8	Ward 8			65	77		73													
2021	Housing Finance Agency	HFA Revenue Bond	Revenue Bo	Standard Communities, Housing On Merit	$15,200,000	Ward 2	Ward 2		7	46	5		37	4												
2021	Department of Housing and Community Development	Housing Production Trust Fund	HPTF Loan	ABRAMS HALL NORTH LP	$1,113,746		Ward 4																			
2021	Deputy Mayor for Planning and Economic Development	Creative and Open Space Modernizati on	Tax Rebate	Yelp	$176,138	575 7TH STREET NW	Ward 2																			
2021	Deputy Mayor for Planning and Economic Development	Creative and Open Space Modernizati on	Tax Rebate	EverFi	$252,454	2300 N STREET NW	Ward 2																			
2021	Deputy Mayor for Planning and Economic Development	Creative and Open Space Modernizati on	Tax Rebate	FiscalNote	$170,259	1201 PENNSYLVANIA AVENUE NW	Ward 2																			
2021	Department of Housing and Community Development	Low Income Housing Tax Credit	LIHTC	Savannah Apartments II	$539,677	Ward 8	Ward 8			65	7		51	7		56	9									

DOES First Source Raw Data

Executed Agreement Date	Incentive name* (ex: name of grant or tax incentive)	Type of incentive* (ex: grant, tax abatement, loan)	Recipient name*	Incentive amount*	MAR Address / location of investment	Number of District residents employed as a direct result of this investment	Is recipient in compliance with District resident employment requirements?
2017	Non-Construction	Non-Construction	HOMES FOR HOPE	$657,000	N/A	0	In progress
2017	Non-Construction	Non-Construction	LIBERTY HEALTHCARE CORP	$1,111,158	N/A	0	In progress
2017	Construction	Construction	American Automatic Sprinkler Company, Inc.	$470,000	N/A	0	Yes
2017	Construction	Construction	Commercial Interiors	$2,592,000	N/A	0	Yes
2017	Construction	Construction	Steele Foundation, LLC	$1,400,000	N/A	1	Yes
2017	Construction	Construction	The Anderson Company, LLC	$1,038,000	N/A	1	Yes
2017	Construction	Construction	TSI Architectural Metals Inc.	$1,865,000	N/A	3	Yes
2017	Non-Construction	Non-Construction	ALIGHT SUPPORTS INC.	$500,000	N/A	0	N/A
2017	Construction	Construction	BALFOUR BEATTY CONSTRUCTION DC LLC	$92,337,849	N/A	3	In progress
2017	Construction	Construction	CB Flooring, LLC	$250,000	N/A	0	Yes
2017	Construction	Construction	Maryland Fabricators, Inc.	$820,000	N/A	0	Yes
2017	Construction	Construction	Pillar Construction, Inc.	$144,000	N/A	0	Yes
2017	Construction	Construction	ACECO, LLC	$1,222,000	N/A	1	Yes

Executed Agreement Date	Incentive name* (ex: name of grant or tax incentive)	Type of incentive* (ex: grant, tax abatement, loan)	Recipient name*	Incentive amount*	MAR Address / location of investment	Number of District residents employed as a direct result of this investment	Is recipient in compliance with District resident employment requirements?
2017	Construction	Construction	Berkel & Company Contractors, Inc.	$1,110,000	N/A	0	Yes
2017	Non-Construction	Non-Construction	Medical Transportation Management, Inc	$1,016,280	N/A	0	N/A
2017	Non-Construction	Non-Construction	ACCELA INC	$993,000	N/A	0	In progress
2017	Non-Construction	Non-Construction	COLUMBIA LIGHTHOUSE FOR THE BLIND INC	$305,000	N/A	0	N/A
2017	Non-Construction	Non-Construction	GENERAL SERVICES, INC.	$900,000	N/A	1	Yes
2017	Industrial Revenue	Industrial Revenue Bonds (IRB)	INFOSYS PUBLIC SERVICES INC	$3,917,440	N/A	0	N/A
2017	Non-Construction	Non-Construction	KELMAR ASSOCIATES	$208,000	N/A	0	N/A
2017	Non-Construction	Non-Construction	No opportunity Wasted Incorporated	$301,000	N/A	0	N/A
2017	Construction	Construction	Ted Turner Company, Inc.	$133,000	N/A	0	Yes

Executed Agreement Date	Incentive name* (ex: name of grant or tax incentive)	Type of incentive* (ex: grant, tax abatement, loan)	Recipient name*	Incentive amount*	MAR Address / location of investment	Number of District residents employed as a direct result of this investment	Is recipient in compliance with District resident employment requirements?
2017	Non-Construction	Non-Construction	VIRE CONSULTING	$950,000	N/A	0	In progress
2017	Construction	Construction	Atlas Welding & Fabrication, Inc	$1,076,464	N/A	17	Yes
2017	Construction	Construction	Continental Construction, Inc.	$720,000	N/A	0	No
2017	Construction	Construction	Continental Fire Sprinkler Company	$379,700	N/A	0	Yes
2017	Construction	Construction	Griffin Dewatering Mid-Atlantic, LLC	$189,000	N/A	0	Yes
2017	Construction	Construction	NCF Interiors a division of Lakota Contracting, Inc.	$645,000	N/A	0	Yes
2017	Construction	Construction	The Anderson Company, LLC	$795,000	N/A	0	Yes
2017	Construction	Construction	The Miller Clapperton Partnership	$645,000	N/A	0	Yes
2017	Non-Construction	Non-Construction	UNI CORP DBA UNI BISTRO	$40,000	N/A	0	In progress
2017	Non-Construction	Non-Construction	HOUSING COUNSELING SERVICES	$1,595,000	N/A	7	In progress

Executed Agreement Date	Incentive name* (ex: name of grant or tax incentive)	Type of incentive* (ex: grant, tax abatement, loan)	Recipient name*	Incentive amount*	MAR Address / location of investment	Number of District residents employed as a direct result of this investment	Is recipient in compliance with District resident employment requirements?
2017	Non-Construction	Non-Construction	CGC INC.	$985,000	N/A	0	N/A
2017	Non-Construction	Non-Construction	WOODS SERVICES INC	$1,000,000	N/A	0	N/A
2017	Construction	Construction	Bayside Fire Protection	$720,000	N/A	0	Yes
2017	Construction	Construction	Centennial Builders, Inc.	$379,000	N/A	0	Yes
2017	Construction	Construction	EC Lyon Electric Company	$500,916	N/A	0	Yes
2017	Construction	Construction	Hugee Corporation	$414,000	N/A	1	No
2017	Construction	Construction	JE Richards, Inc.	$5,425,000	N/A	14	No
2017	Construction	Construction	R.E. Robertson Plumbing & Heating, Inc.	$478,388	N/A	0	Yes
2017	Construction	Construction	Steele Foundation, LLC	$630,000	N/A	0	Yes
2017	Non-Construction	Non-Construction	BOZZUTO MANAGEMENT COMPANY	$500,000	N/A	0	In progress
2017	Construction	Construction	AMT, LLC	$118,800	N/A	0	Yes
2017	Construction	Construction	Baker DC, LLC	$21,218,000	N/A	1	Yes
2017	Construction	Construction	Cap8 Doors & Hardware	$312,825	N/A	14	Yes

Executed Agreement Date	Incentive name* (ex: name of grant or tax incentive)	Type of incentive* (ex: grant, tax abatement, loan)	Recipient name*	Incentive amount*	MAR Address / location of investment	Number of District residents employed as a direct result of this investment	Is recipient in compliance with District resident employment requirements?
2017	Construction	Construction	J&W Caulking Applicators, Inc.	$149,000	N/A	0	Yes
2017	Construction	Construction	VIKA Capitol, LLC	$45,500	N/A	0	N/A
2017	Non-Construction	Non-Construction	HOUSING OPPORTUNITIES UNLIMITED	$540,000	N/A	0	N/A
2017	Construction	Construction	VALLEY SUPPLY & EQUIPMENT CO. INC	$300,000	N/A	0	In progress
2017	Construction	Construction	W.L. Gary Company, Inc.	$764,000	N/A	0	Yes
2017	Construction	Construction	Clark Construction Group, LLC	$64,500,000	N/A	0	Yes
2017	Construction	Construction	ROYALS COMMERCIAL SERVICES INC	$219,950	N/A	1	Yes
2017	Non-Construction	Non-Construction	ALTERNATIVE SOLUTIONS FOR YOUTH	$766,456	N/A	0	In progress
2017	Non-Construction	Non-Construction	ASSOCIATED COMMUNITY SERVICES, INC.	$825,117	N/A	0	N/A
2017	Non-Construction	Non-Construction	AVID SYSTEMS	$775,008	N/A	0	In progress

Executed Agreement Date	Incentive name* (ex: name of grant or tax incentive)	Type of incentive* (ex: grant, tax abatement, loan)	Recipient name*	Incentive amount*	MAR Address / location of investment	Number of District residents employed as a direct result of this investment	Is recipient in compliance with District resident employment requirements?
2017	Non-Construction	Non-Construction	CASE WESTERN RESERVE UNIVERSITY	$500,000	N/A	0	In progress
2017	Non-Construction	Non-Construction	CENTER ON DEAFNESS	$3,000,000	N/A	0	N/A
2017	Non-Construction	Non-Construction	COLLABORATIVE COMMUNICAITONS GROUP INC	$10,000,000	N/A	0	In progress
2017	Non-Construction	Non-Construction	FEI SYSTEMS	$5,997,838	N/A	4	In progress
2017	Construction	Construction	Fine Line Trim, LLC	$300,000	N/A	0	Yes
2017	Non-Construction	Non-Construction	VLI INC	$950,000	N/A	0	In progress
2017	Construction	Construction	Berkel & Company Contractors, Inc.	$674,850	N/A	0	Yes
2017	Construction	Construction	Clark Construction Group, LLC	$10,000,000	N/A	0	Yes
2017	Non-Construction	Non-Construction	Corporate Systems Resources	$324,564	N/A	0	In progress
2017	Construction	Construction	Devere Insulation	$210,000	N/A	0	Yes
2017	Non-Construction	Non-Construction	DIVINE CONNECT CARE INC.	$300,000	N/A	0	N/A

Executed Agreement Date	Incentive name* (ex: name of grant or tax incentive)	Type of incentive* (ex: grant, tax abatement, loan)	Recipient name*	Incentive amount*	MAR Address / location of investment	Number of District residents employed as a direct result of this investment	Is recipient in compliance with District resident employment requirements?
2017	Non-Construction	Non-Construction	INFOSYS PUBLIC SERVICES INC	$3,917,440	N/A	0	N/A
2017	Construction	Construction	Joseph J. Magnolia, Inc.	$403,282	N/A	0	In progress
2017	Non-Construction	Non-Construction	THE NATIONAL CARE GROUP	$954,606	N/A	0	N/A
2017	Non-Construction	Non-Construction	VALENTINE COMMUNITY SERVICES LLC	$315,000	N/A	0	N/A
2017	Construction	Construction	AIW, Inc.	$1,840,800	N/A	0	Yes
2017	Construction	Construction	Anchor Construction Corporation	$818,800	N/A	2	Yes
2017	Non-Construction	Non-Construction	KidsPeace National Centers of North America, Inc	$339,019	N/A	0	N/A
2017	Construction	Construction	Schindler Elevator Corporation	$1,247,749	N/A	1	Yes
2017	Construction	Construction	Strittmatter Metro, LLC	$1,690,000	N/A	0	Yes
2017	Construction	Construction	W.E. Bowers & Associates, Inc.	$4,687,000	N/A	3	Yes
2017	Non-Construction	Non-Construction	CAVEON LLC	$1,000,000	N/A	0	In progress

Executed Agreement Date	Incentive name* (ex: name of grant or tax incentive)	Type of incentive* (ex: grant, tax abatement, loan)	Recipient name*	Incentive amount*	MAR Address / location of investment	Number of District residents employed as a direct result of this investment	Is recipient in compliance with District resident employment requirements?
2017	Non-Construction	Non-Construction	HEALTH RESOURCES SERVICE INTAKE CENTER	$1,000,000	N/A	0	N/A
2017	Non-Construction	Non-Construction	JM DAVIS CONSULTING GROUP LLC	$950,000	N/A	0	N/A
2017	Non-Construction	Non-Construction	OBVERSE INC.	$1,200,000	N/A	0	N/A
2017	Non-Construction	Non-Construction	PRECISION TRUCK REPAIR INC.	$1,300,000	N/A	0	In progress
2017	Construction	Construction	SIVIC SOLUTION GROUP, LLC	$386,250	N/A	0	In progress
2017	Non-Construction	Non-Construction	MBI HEALTH SERVICES, LLC	$100,000	N/A	0	In progress
2017	Construction	Construction	W Concrete, Inc	$975,000	N/A	0	Yes
2017	Construction	Construction	American Automatic Sprinkler Company, Inc.	$670,000	N/A	0	Yes
2017	Non-Construction	Non-Construction	Apple Ford Inc	$860,340	N/A	0	In progress
2017	Construction	Construction	BIOHABITATS INCORPORATED	$1,105,858	N/A	0	Yes

Executed Agreement Date	Incentive name* (ex: name of grant or tax incentive)	Type of incentive* (ex: grant, tax abatement, loan)	Recipient name*	Incentive amount*	MAR Address / location of investment	Number of District residents employed as a direct result of this investment	Is recipient in compliance with District resident employment requirements?
2017	Construction	Construction	Brothers Mechanical, Inc.	$4,825,000	N/A	1	Yes
2017	Non-Construction	Non-Construction	Criswell Performance Cars Inc	$599,605	N/A	0	N/A
2017	Non-Construction	Non-Construction	David Bishop Consulting	$10,000,000	N/A	0	In progress
2017	Non-Construction	Non-Construction	DeLong Hampton & Associates, Chartered	$100,000	N/A	0	N/A
2017	Construction	Construction	Genco Masonry, Inc.	$2,415,000	N/A	0	Yes
2017	Non-Construction	Non-Construction	GLOBAL RESOURCES AND SUPPORT	$301,000	N/A	0	N/A
2017	Construction	Construction	Jefferson Millwork & Design, Inc.	$545,000	N/A	0	Yes
2017	Construction	Construction	Millennium Pools and Spas, LLC	$182,000	N/A	2	Yes
2017	Construction	Construction	Moretrench American Corporation	$1,670,000	N/A	3	Yes
2017	Construction	Construction	Prospect Waterproofing Co.	$1,820,000	N/A	0	Yes
2017	Construction	Construction	Ruppert Landscape,Inc.	$366,000	N/A	3	Yes

Executed Agreement Date	Incentive name* (ex: name of grant or tax incentive)	Type of incentive* (ex: grant, tax abatement, loan)	Recipient name*	Incentive amount*	MAR Address / location of investment	Number of District residents employed as a direct result of this investment	Is recipient in compliance with District resident employment requirements?
2017	Construction	Construction	Sparkle Painting Company, Inc.	$530,500	N/A	0	Yes
2017	Non-Construction	Non-Construction	VLI INC	$900,000	N/A	0	In progress
2017	Non-Construction	Non-Construction	CRADLE SYSTEMS LLC	$999,098	N/A	0	In progress
2017	Construction	Construction	Clark Construction Group, LLC	$50,747,531	N/A	0	Yes
2017	Construction	Construction	Clark Construction Group, LLC	$110,000,000	N/A	0	Yes
2017	Construction	Construction	GILFORD CONSTRUCTION CORPORATION	$6,230,574	N/A	0	Yes
2017	Construction	Construction	MCRT View Dev LLC MCRT Mid Atlantic Construction LLC	$55,088,000	N/A	0	Yes
2017	Construction	Construction	Moretrench American Corporation	$1,094,405	N/A	3	In progress
2017	Non-Construction	Non-Construction	Open Arms Housing, Inc.	$386,334	N/A	0	N/A

Executed Agreement Date	Incentive name* (ex: name of grant or tax incentive)	Type of incentive* (ex: grant, tax abatement, loan)	Recipient name*	Incentive amount*	MAR Address / location of investment	Number of District residents employed as a direct result of this investment	Is recipient in compliance with District resident employment requirements?
2017	Construction	Construction	Schnabel Foundation Company	$2,120,820	N/A	10	In progress
2017	Construction	Construction	Strittmatter Metro, LLC	$2,650,000	N/A	2	In progress
2017	Non-Construction	Non-Construction	ARAMARK Correctional Services	$4,413,073	N/A	16	Yes
2017	Construction	Construction	Blackwood of DC, LLC	$4,529,803	N/A	0	Yes
2017	Non-Construction	Non-Construction	BLUEPRINT CONSULTING SERVICES	$950,000	N/A	0	In progress
2017	Construction	Construction	C&G Cleaning , LLC	$171,502	N/A	4	Yes
2017	Construction	Construction	Consolidated Waterproofing Contractors	$670,000	N/A	1	Yes
2017	Construction	Construction	Jefferson Millwork & Design, Inc.	$824,500	N/A	0	Yes
2017	Construction	Construction	Joseph J. Magnolia, Inc.	$239,273	N/A	0	Yes
2017	Non-Construction	Non-Construction	SCHOOL TALK, INC.	$100,000	N/A	0	N/A
2017	Non-Construction	Non-Construction	AMERICAN TRAFFIC SOLUTIONS, INC.	$6,366,784	N/A	0	In progress
2017	Non-Construction	Non-Construction	ART AND SOUL SOLUTIONS INC.	$100,000	N/A	0	N/A

Executed Agreement Date	Incentive name* (ex: name of grant or tax incentive)	Type of incentive* (ex: grant, tax abatement, loan)	Recipient name*	Incentive amount*	MAR Address / location of investment	Number of District residents employed as a direct result of this investment	Is recipient in compliance with District resident employment requirements?
2017	Construction	Construction	Breeden Mechanical, Inc	$2,521,500	N/A	2	Yes
2017	Construction	Construction	CAPITAL Construction Group, LLC	$390,000	N/A	0	N/A
2017	Non-Construction	Non-Construction	DOCUMENT SYSTEMS, INC.	$882,167	N/A	0	In progress
2017	Non-Construction	Non-Construction	Fugro Geospatial Inc	$756,807	N/A	0	No
2017	Construction	Construction	Gilbane Building Company	$59,000,000	N/A	0	In progress
2017	Non-Construction	Non-Construction	MTW Solutions LLC	$544,809	N/A	0	In progress
2017	Grant	Grant	STOCKBRIDGE CONSULTING	$50,000	N/A	0	Yes
2017	Construction	Construction	B. Frank Joy LLC	$870,000	N/A	2	In progress
2017	Construction	Construction	NATURAL RESOURCES DESIGN INC	$534,325	N/A	0	Yes
2017	Non-Construction	Non-Construction	TOTAL HEALTHCARE SOLUTIONS, LLC	$385,000	N/A	0	In progress

Executed Agreement Date	Incentive name* (ex: name of grant or tax incentive)	Type of incentive* (ex: grant, tax abatement, loan)	Recipient name*	Incentive amount*	MAR Address / location of investment	Number of District residents employed as a direct result of this investment	Is recipient in compliance with District resident employment requirements?
2017	Non-Construction	Non-Construction	ASSOCIATES FOR RENEWAL IN EDUCATION	$700,000	N/A	0	N/A
2017	Non-Construction	Non-Construction	LUTHERAN SOCIAL SERVICES	$1,823,343	N/A	0	N/A
2017	Construction	Construction	ALLIANCE SHADING & CONTROLS 1 LLC	$225,861	N/A	0	Yes
2017	Non-Construction	Non-Construction	AVID SYSTEMS	$10,000,000	N/A	0	In progress
2017	Non-Construction	Non-Construction	FUTURES HEALTHCORE	$1,000,000	N/A	0	N/A
2017	Non-Construction	Non-Construction	MBI HEALTH SERVICES, LLC	$971,342	N/A	0	N/A
2017	Non-Construction	Non-Construction	METROPOLITAN EDUCATIONAL SOLUTIONS	$992,080	N/A	0	In progress
2017	Non-Construction	Non-Construction	Midtown Personnel, Inc.	$10,000,000	N/A	7	In progress
2017	Non-Construction	Non-Construction	MONUMENTAL COMMUNICATION	$900,000	N/A	0	In progress

Executed Agreement Date	Incentive name* (ex: name of grant or tax incentive)	Type of incentive* (ex: grant, tax abatement, loan)	Recipient name*	Incentive amount*	MAR Address / location of investment	Number of District residents employed as a direct result of this investment	Is recipient in compliance with District resident employment requirements?
2017	Non-Construction	Non-Construction	UMBRELLA THERAPEUTIC SERVICE	$3,000,000	N/A	0	N/A
2017	Construction	Construction	Fort Myer Construction Corporation	$4,173,600	N/A	0	N/A
2017	Construction	Construction	Commercial Energy Systems	$200,000	N/A	0	Yes
2017	Construction	Construction	J&W Caulking Applicators, Inc.	$100,000	N/A	1	Yes
2017	Construction	Construction	Miller & Long Company, Inc.	$5,020,000	N/A	0	In progress
2017	Non-Construction	Non-Construction	Amerigroup District of Columbia Inc	$307,000,000	N/A	19	In progress
2017	Non-Construction	Non-Construction	AmeriHealth Caritas District of Columbia	$848,598,830	N/A	87	Yes
2017	Construction	Construction	ARTIFEX TERRA LLC	$586,630	N/A	0	No
2017	Non-Construction	Non-Construction	DC DOORS	$434,956	N/A	5	In progress
2017	Non-Construction	Non-Construction	INNOVATIVE COSTING SOLUTIONS LLC	$598,200	N/A	0	N/A
2017	Construction	Construction	J&W Caulking Applicators, Inc.	$490,000	N/A	0	Yes

Executed Agreement Date	Incentive name* (ex: name of grant or tax incentive)	Type of incentive* (ex: grant, tax abatement, loan)	Recipient name*	Incentive amount*	MAR Address / location of investment	Number of District residents employed as a direct result of this investment	Is recipient in compliance with District resident employment requirements?
2017	Non-Construction	Non-Construction	Life Deeds, Inc.	$971,342	N/A	3	Yes
2017	Construction	Construction	M&J Glass llc	$1,030,000	N/A	0	Yes
2017	Construction	Construction	Precision Wall Tech, Inc.	$450,000	N/A	1	No
2017	Construction	Construction	AES Electrical Inc. DBA Freestate Electrical Construction	$2,925,000	N/A	6	Yes
2017	Construction	Construction	Anchor Construction Corporation	$796,263	N/A	0	In progress
2017	Construction	Construction	Boldmark Steel Industry, Inc.	$180,000	N/A	2	Yes
2017	Construction	Construction	Capital Insulation Services of Maryland	$182,000	N/A	0	Yes
2017	Construction	Construction	Chesapeake Electrical Systems, Inc.	$216,000	N/A	0	In progress
2017	Construction	Construction	GOODWIN BROTHERS SHADES & SPECIALTIES	$159,775	N/A	0	Yes
2017	Construction	Construction	Granite America Kitchen & Bathroom/Countertopia	$494,000	N/A	0	Yes

Executed Agreement Date	Incentive name* (ex: name of grant or tax incentive)	Type of incentive* (ex: grant, tax abatement, loan)	Recipient name*	Incentive amount*	MAR Address / location of investment	Number of District residents employed as a direct result of this investment	Is recipient in compliance with District resident employment requirements?
2017	Construction	Construction	Hardman Signs	$9,700	N/A	0	N/A
2017	Construction	Construction	Lorton Stone, LLC	$802,838	N/A	4	In progress
2017	Construction	Construction	CAMERON BUILDING ENVELOPE SPECIALISTS LL	$449,000	N/A	0	Yes
2017	Construction	Construction	Fort Myer Construction Corporation	$198,371	N/A	0	Yes
2017	Construction	Construction	PCC Construction Components	$561,000	N/A	0	Yes
2017	Construction	Construction	Breeden Mechanical, Inc	$3,266,214	N/A	0	Yes
2017	Non-Construction	Non-Construction	D2, LLC	$388,500	N/A	0	N/A
2017	Construction	Construction	RFC, Inc.	$3,418,500	N/A	0	Yes
2017	Non-Construction	Non-Construction	ALTERNATIVES RENEWABLE SOLUTIONS	$10,000,000	N/A	0	In progress
2017	Construction	Construction	Brothers Mechanical, Inc.	$3,060,000	N/A	1	Yes
2017	Non-Construction	Non-Construction	Calibre Systems Inc	$100,000	N/A	0	In progress

Executed Agreement Date	Incentive name* (ex: name of grant or tax incentive)	Type of incentive* (ex: grant, tax abatement, loan)	Recipient name*	Incentive amount*	MAR Address / location of investment	Number of District residents employed as a direct result of this investment	Is recipient in compliance with District resident employment requirements?
2017	Non-Construction	Non-Construction	KBEC GROUP INC.	$975,000	N/A	0	N/A
2017	Non-Construction	Non-Construction	MedStar Family Choice	$239,668,891	N/A	0	In progress
2017	Non-Construction	Non-Construction	OCTANE	$797,693	N/A	0	N/A
2017	Construction	Construction	CAPITAL Construction Group, LLC	$160,000	N/A	0	In progress
2017	Construction	Construction	CAPITAL Construction Group, LLC	$160,000	N/A	0	In progress
2017	Construction	Construction	F pinto construction inc	$194,041	N/A	0	Yes
2017	Construction	Construction	Genesis Steel Service	$469,840	N/A	2	No
2017	Construction	Construction	HS Solutions, LLC	$4,308,000	N/A	0	Yes
2017	Construction	Construction	HS Solutions, LLC	$254,000	N/A	1	Yes
2017	Construction	Construction	Kalkreuth Roofing & Sheet Metal, Inc.	$765,000	N/A	0	Yes
2017	Construction	Construction	Otis Elevator Company	$3,635,000	N/A	0	In progress
2017	Construction	Construction	Power Design, Inc.	$6,277,600	N/A	1	Yes
2017	Construction	Construction	RH Steel Erectors, Inc.	$1,790,000	N/A	0	In progress
2017	Construction	Construction	The Berlin Steel Construction Company	$1,575,000	N/A	5	Yes

Executed Agreement Date	Incentive name* (ex: name of grant or tax incentive)	Type of incentive* (ex: grant, tax abatement, loan)	Recipient name*	Incentive amount*	MAR Address / location of investment	Number of District residents employed as a direct result of this investment	Is recipient in compliance with District resident employment requirements?
2017	Construction	Construction	W.E. Bowers & Associates, Inc.	$7,950,000	N/A	0	In progress
2017	Construction	Construction	Baker DC, LLC	$18,600,000	N/A	29	No
2017	Construction	Construction	Chesapeake Sprinkler Company	$1,561,900	N/A	0	In progress
2017	Construction	Construction	Chesapeake Sprinkler Company	$624,100	N/A	0	In progress
2017	Construction	Construction	Emmitsburg Glass Company	$4,050,000	N/A	1	Yes
2017	Construction	Construction	Kone, Inc.	$1,000,000	N/A	0	No
2017	Construction	Construction	Prospect Waterproofing Co.	$1,444,000	N/A	0	In progress
2017	Non-Construction	Non-Construction	CASTALIA LLC	$950,000	N/A	0	N/A
2017	Non-Construction	Non-Construction	CNXIS Consulting LLC	$950,000	N/A	0	In progress
2017	Non-Construction	Non-Construction	Family Matters of Greater Washington	$100,000	N/A	0	N/A
2017	Non-Construction	Non-Construction	HUNTON & WILLIAMS	$9,500,000	N/A	0	No

Executed Agreement Date	Incentive name* (ex: name of grant or tax incentive)	Type of incentive* (ex: grant, tax abatement, loan)	Recipient name*	Incentive amount*	MAR Address / location of investment	Number of District residents employed as a direct result of this investment	Is recipient in compliance with District resident employment requirements?
2017	Non-Construction	Non-Construction	NATIONAL CHILDREN'S CENTER, INC.	$2,117,687	N/A	0	N/A
2017	Non-Construction	Non-Construction	REVOLUTION FOODS, INC.	$1,891,734	N/A	0	In progress
2017	Non-Construction	Non-Construction	SQUIRE PATTON BOGGS(US) LLP	$950,000	N/A	0	In progress
2017	Non-Construction	Non-Construction	AmeriNational Community Services	$2,553,411	N/A	0	In progress
2017	Non-Construction	Non-Construction	BALLARD SPAHR LLP	$950,000	N/A	0	In progress
2017	Non-Construction	Non-Construction	Claret Consulting	$950,000	N/A	0	N/A
2017	Non-Construction	Non-Construction	DORSEY & WHITNEY	$950,000	N/A	0	In progress
2017	Non-Construction	Non-Construction	HILL INTERNATIONAL CONSULTING INC	$950,000	N/A	0	N/A
2017	Non-Construction	Non-Construction	KPMG LLP	$950,000	N/A	1	Yes
2017	Non-Construction	Non-Construction	LIFELINE, INC	$644,848	N/A	0	N/A

Executed Agreement Date	Incentive name* (ex: name of grant or tax incentive)	Type of incentive* (ex: grant, tax abatement, loan)	Recipient name*	Incentive amount*	MAR Address / location of investment	Number of District residents employed as a direct result of this investment	Is recipient in compliance with District resident employment requirements?
2017	Non-Construction	Non-Construction	MTB Enterprises	$900,000	N/A	0	In progress
2017	Non-Construction	Non-Construction	Premier Suppliers	$400,000	N/A	0	In progress
2017	Non-Construction	Non-Construction	UMBRELLA THERAPEUTIC SERVICE	$864,000	N/A	35	Yes
2017	Non-Construction	Non-Construction	Universal Healthcare Mgmt.Services,Inc.	$900,000	N/A	0	In progress
2017	Construction	Construction	Chiaramonte Construction Company	$2,390,500	N/A	11	In progress
2017	Non-Construction	Non-Construction	Frasca & Associates LLC	$950,000	N/A	0	N/A
2017	Non-Construction	Non-Construction	GOLDBLATT MARTIN POZEN	$950,000	N/A	0	N/A
2017	Non-Construction	Non-Construction	Graves, Horton, Askew & Jenkins, LLC	$950,000	N/A	0	N/A
2017	Non-Construction	Non-Construction	MAYER BROWN LLP	$950,000	N/A	0	In progress
2017	Non-Construction	Non-Construction	NOSSAMAN GUTHNER KNOX ELLI	$950,000	N/A	0	In progress
2017	Construction	Construction	TBN Associates Inc	$197,400	N/A	0	Yes

Executed Agreement Date	Incentive name* (ex: name of grant or tax incentive)	Type of incentive* (ex: grant, tax abatement, loan)	Recipient name*	Incentive amount*	MAR Address / location of investment	Number of District residents employed as a direct result of this investment	Is recipient in compliance with District resident employment requirements?
2017	Non-Construction	Non-Construction	The Institute for Public Private Partnerships	$950,000	N/A	0	N/A
2017	Construction	Construction	United General Contractors, Inc.	$615,694	N/A	2	No
2017	Non-Construction	Non-Construction	JACOBS ENGINEERING CO	$9,500,000	N/A	0	In progress
2017	Non-Construction	Non-Construction	PROJECT FINANCE ADVISORY LIMITED	$950,000	N/A	0	N/A
2017	Non-Construction	Non-Construction	THE RESIDENCE AT MINNESOTA	$3,907,735	N/A	0	N/A
2017	Construction	Construction	Advanced Window, Inc.	$3,900,000	N/A	1	Yes
2017	Construction	Construction	B. Frank Joy LLC	$108,456	N/A	0	Yes
2017	Construction	Construction	Blackwood of DC, LLC	$4,411,000	N/A	6	Yes
2017	Construction	Construction	Breeden Heating and Air, Inc.	$3,102,625	N/A	0	Yes
2017	Construction	Construction	Dowd Contracting Corporation	$960,000	N/A	4	Yes
2017	Construction	Construction	ELLISDALE CONSTRUCTION LLC	$31,473,983	N/A	0	Yes
2017	Construction	Construction	EMORY BEACON OF LIGHT INC	$3,783,032	N/A	0	Yes

Executed Agreement Date	Incentive name* (ex: name of grant or tax incentive)	Type of incentive* (ex: grant, tax abatement, loan)	Recipient name*	Incentive amount*	MAR Address / location of investment	Number of District residents employed as a direct result of this investment	Is recipient in compliance with District resident employment requirements?
2017	Construction	Construction	Goel Services, Inc.	$305,000	N/A	3	Yes
2017	Construction	Construction	Potomac Waterproofing, Inc.	$140,450	N/A	0	Yes
2017	Construction	Construction	Sparkle Painting Company, Inc.	$522,000	N/A	1	Yes
2017	Construction	Construction	Steele Foundation, LLC	$213,900	N/A	3	Yes
2017	Grant	Grant	DISTRICT DOGS INC	$45,000	N/A	7	Yes
2017	Grant	Grant	DMPED	$45,000	N/A	0	Yes
2017	Construction	Construction	Ellis Page Company, LLC	$395,000	N/A	0	Yes
2017	Construction	Construction	Harvey-Cleary	$27,537,647	N/A	0	Yes
2017	Construction	Construction	JE Richards, Inc.	$1,885,000	N/A	0	Yes
2017	Grant	Grant	LOS HERMANOS, INC.	$50,000	N/A	0	Yes
2017	Grant	Grant	A-1 GROCERY	$50,000	N/A	0	Yes
2017	Grant	Grant	Abye LLC T/A BLADENSBURG MARKET	$50,000	N/A	0	Yes
2017	Grant	Grant	ASG-ABDC LLC	$49,928	N/A	0	Yes
2017	Grant	Grant	Cheviot Heights, LLC	$50,000	N/A	0	Yes
2017	Grant	Grant	Chic Shack	$50,000	N/A	0	Yes
2017	Grant	Grant	Columbia Hair Salon	$50,000	N/A	0	Yes
2017	Grant	Grant	D&K t/a Dollar Plus	$50,000	N/A	0	Yes

Executed Agreement Date	Incentive name* (ex: name of grant or tax incentive)	Type of incentive* (ex: grant, tax abatement, loan)	Recipient name*	Incentive amount*	MAR Address / location of investment	Number of District residents employed as a direct result of this investment	Is recipient in compliance with District resident employment requirements?
2017	Grant	Grant	De Colores Learning Center Inc.	$50,000	N/A	0	Yes
2017	Grant	Grant	Flora Restaurant Lounge T/A Ghion Restaurant Lounge	$49,991	N/A	0	Yes
2017	Grant	Grant	Kangaroo Car Wash	$50,000	N/A	0	Yes
2017	Grant	Grant	Kiddie University H Street	$50,000	N/A	0	Yes
2017	Grant	Grant	Phuong MA t/a King Nails	$50,000	N/A	0	Yes
2017	Grant	Grant	PSI SERVICES III INC	$300,000	N/A	0	Yes
2017	Grant	Grant	The Washington Informer	$50,000	N/A	0	Yes
2017	Non-Construction	Non-Construction	AGILENT TECHNOLOGIES	$344,709	N/A	0	In progress
2017	Non-Construction	Non-Construction	PowerSchool Group LLC	$1,401,132	N/A	0	In progress
2017	Construction	Construction	Schindler Elevator Corporation	$205,299	N/A	0	Yes
2017	Construction	Construction	United Masonry Incorporated of Virginia	$1,643,000	N/A	30	Yes

Executed Agreement Date	Incentive name* (ex: name of grant or tax incentive)	Type of incentive* (ex: grant, tax abatement, loan)	Recipient name*	Incentive amount*	MAR Address / location of investment	Number of District residents employed as a direct result of this investment	Is recipient in compliance with District resident employment requirements?
2017	Non-Construction	Non-Construction	VLI INC	$500,000	N/A	0	N/A
2017	Construction	Construction	Ramsey Masonry Company, Inc.	$1,200,000	N/A	3	Yes
2017	Grant	Grant	Selassie Market LLC	$50,000	N/A	0	Yes
2017	Grant	Grant	DISTRICT DOGS INC	$45,000	N/A	0	Yes
2017	Non-Construction	Non-Construction	ERNST & YOUNG US LLP	$950,000	N/A	0	In progress
2017	Grant	Grant	REINVENT YOU LLC	$50,000	N/A	0	Yes
2017	Construction	Construction	Capitol Drywall Inc.	$6,364,050	N/A	0	Yes
2017	Non-Construction	Non-Construction	CLEAN GREEN AND PROFESSIONAL. LLC	$950,000	N/A	0	In progress
2017	Grant	Grant	Creative Ways Therapy	$50,000	N/A	0	Yes
2017	Non-Construction	Non-Construction	F.S. TAYLOR AND ASSOCIATES PC	$410,800	N/A	0	N/A
2017	Grant	Grant	GLOBAL PRINT MASTER INC	$50,000	N/A	0	Yes
2017	Grant	Grant	YWF Beauty Inc t/a Yvette's and Nail Salon	$50,000	N/A	0	Yes
2017	Grant	Grant	COMPASS COFFEE	$50,000	N/A	0	Yes

Executed Agreement Date	Incentive name* (ex: name of grant or tax incentive)	Type of incentive* (ex: grant, tax abatement, loan)	Recipient name*	Incentive amount*	MAR Address / location of investment	Number of District residents employed as a direct result of this investment	Is recipient in compliance with District resident employment requirements?
2017	Grant	Grant	Khepra's Raw Food Juice Bar	$50,000	N/A	0	Yes
2017	Construction	Construction	Environmental Quality Resources, LLC	$1,623,101	N/A	0	Yes
2017	Construction	Construction	Tenelec Inc	$6,400,000	N/A	0	Yes
2017	Construction	Construction	AIW, Inc.	$1,040,000	N/A	0	Yes
2017	Construction	Construction	Anchor Construction Corporation	$837,700	N/A	2	Yes
2017	Non-Construction	Non-Construction	HNTB DISTRICT OF COLUMBIA PC	$950,000	N/A	0	N/A
2017	Non-Construction	Non-Construction	Jones Lang LaSalle Americas	$950,000	N/A	0	N/A
2017	Non-Construction	Non-Construction	KUTAK ROCK	$950,000	N/A	0	In progress
2017	Non-Construction	Non-Construction	LIMNO-TECH INCORPORATED	$749,435	N/A	1	Yes
2017	Non-Construction	Non-Construction	MI CASA MY HOUSE INC	$1,308,402	N/A	0	No
2017	Non-Construction	Non-Construction	NIXON HARGRAVE DEVANS & DOYLE LLP	$950,000	N/A	0	In progress

Executed Agreement Date	Incentive name* (ex: name of grant or tax incentive)	Type of incentive* (ex: grant, tax abatement, loan)	Recipient name*	Incentive amount*	MAR Address / location of investment	Number of District residents employed as a direct result of this investment	Is recipient in compliance with District resident employment requirements?
2017	Construction	Construction	Permasteelisa North America	$18,314,000	N/A	0	In progress
2017	Non-Construction	Non-Construction	The Mary Elizabeth House	$1,577,633	N/A	0	N/A
2017	Non-Construction	Non-Construction	CONTEMPORARY FAMILY SERVICES	$975,000	N/A	0	N/A
2017	Construction	Construction	Fort Myer Construction Corporation	$674,000	N/A	1	Yes
2017	Non-Construction	Non-Construction	PUBLIC PERFORMANCE MANAGEMENT, LLC	$604,800	N/A	0	In progress
2017	Construction	Construction	Tidewater Glazing, Inc.	$4,919,800	N/A	3	Yes
2017	Construction	Construction	AGM Contracting Inc.	$1,183,330	N/A	0	Yes
2017	Construction	Construction	Belfast Valley Contractors	$7,057,000	N/A	0	Yes
2017	Construction	Construction	Bunting Door & Hardware Inc	$750,000	N/A	0	Yes
2017	Grant	Grant	CYCLED DC	$50,000	N/A	6	No
2017	Grant	Grant	Gairson Organics, LLC	$50,000	N/A	0	Yes

Executed Agreement Date	Incentive name* (ex: name of grant or tax incentive)	Type of incentive* (ex: grant, tax abatement, loan)	Recipient name*	Incentive amount*	MAR Address / location of investment	Number of District residents employed as a direct result of this investment	Is recipient in compliance with District resident employment requirements?
2017	Construction	Construction	Granite America Kitchen & Bathroom/Countertopia	$581,260	N/A	0	Yes
2017	Non-Construction	Non-Construction	HURON CONSULTING SERVICES, LLC	$995,815	N/A	0	In progress
2017	Non-Construction	Non-Construction	MBI HEALTH SERVICES, LLC	$477,536	N/A	0	N/A
2017	Grant	Grant	Nubian Hueman	$50,000	N/A	0	Yes
2017	Non-Construction	Non-Construction	PARSONS BRINCKERHOFF P.C	$950,000	N/A	0	N/A
2017	Construction	Construction	Power Design, Inc.	$8,482,000	N/A	4	Yes
2017	Construction	Construction	The Anderson Company, LLC	$2,019,000	N/A	3	Yes
2017	Construction	Construction	Anchor Construction Corporation	$130,000	N/A	0	Yes
2017	Construction	Construction	Diverse Masonry Corporation	$273,000	N/A	1	Yes
2017	Non-Construction	Non-Construction	Gtechna USA Corporation	$1,594,447	N/A	0	In progress

Executed Agreement Date	Incentive name* (ex: name of grant or tax incentive)	Type of incentive* (ex: grant, tax abatement, loan)	Recipient name*	Incentive amount*	MAR Address / location of investment	Number of District residents employed as a direct result of this investment	Is recipient in compliance with District resident employment requirements?
2017	Construction	Construction	The Anderson Company, LLC	$650,000	N/A	0	Yes
2017	Construction	Construction	Unified Building Systems	$128,000	N/A	0	Yes
2017	Construction	Construction	AH Beck Foundation Company, Inc	$2,376,261	N/A	0	No
2017	Construction	Construction	Clark Concrete Contractors, LLC	$10,247,000	N/A	4	Yes
2017	Construction	Construction	Clark Foundations, LLC	$2,835,000	N/A	4	Yes
2017	Non-Construction	Non-Construction	Infrastructure Advisors LLC	$950,000	N/A	0	In progress
2017	Construction	Construction	Italkraft Maid-Atlantic	$960,000	N/A	0	Yes
2017	Construction	Construction	Kensington Glass Arts Inc.	$490,000	N/A	0	Yes
2017	Non-Construction	Non-Construction	THE VANMAR INC.	$300,000	N/A	0	N/A
2017	Non-Construction	Non-Construction	PUBLIC PERFORMANCE MANAGEMENT, LLC	$1,170,909	N/A	0	In progress
2017	Non-Construction	Non-Construction	Boys Town Washington D.C. Inc.	$579,473	N/A	0	N/A

Executed Agreement Date	Incentive name* (ex: name of grant or tax incentive)	Type of incentive* (ex: grant, tax abatement, loan)	Recipient name*	Incentive amount*	MAR Address / location of investment	Number of District residents employed as a direct result of this investment	Is recipient in compliance with District resident employment requirements?
2017	Non-Construction	Non-Construction	Boys Town Washington D.C. Inc.	$574,840	N/A	17	In progress
2017	Non-Construction	Non-Construction	Calvin Price Group LLC	$950,000	N/A	0	In progress
2017	Construction	Construction	Moxy Miscellaneous Metals, LLC	$608,800	N/A	1	Yes
2017	Non-Construction	Non-Construction	Qlarant	$1,602,671	N/A	0	In progress
2017	Non-Construction	Non-Construction	ZANE NETWORKS LIMITED LIABILITY	$10,000,000	N/A	0	In progress
2017	Non-Construction	Non-Construction	DELOITTE CONSULTING LLP	$950,000	N/A	0	In progress
2017	Construction	Construction	Gaithersburg Architectural Millwork Inc	$515,000	N/A	0	Yes
2017	Non-Construction	Non-Construction	IMG REBEL ADVISORY INC.	$950,000	N/A	0	N/A
2017	Non-Construction	Non-Construction	TOTAL HEALTHCARE SOLUTIONS, LLC	$831,395	N/A	0	N/A
2017	Non-Construction	Non-Construction	TRILLIAN TECHNOLOGIES, LLC	$3,322,800	N/A	0	In progress

Executed Agreement Date	Incentive name* (ex: name of grant or tax incentive)	Type of incentive* (ex: grant, tax abatement, loan)	Recipient name*	Incentive amount*	MAR Address / location of investment	Number of District residents employed as a direct result of this investment	Is recipient in compliance with District resident employment requirements?
2017	Construction	Construction	AmeriPod,LLC	$8,564,983	N/A	0	Yes
2017	Construction	Construction	Atlas Foundations of Washington, LLC	$109,800	N/A	1	Yes
2017	Construction	Construction	MCN Build	$37,218,507	N/A	0	Yes
2017	Non-Construction	Non-Construction	ACCENTURE LLP	$680,000	N/A	0	N/A
2017	Non-Construction	Non-Construction	ANCHOR MENTAL HEALTH ASSOCIATION, INC.	$100,000	N/A	0	N/A
2017	Non-Construction	Non-Construction	CONTEMPORARY FAMILY SERVICES	$100,000	N/A	0	N/A
2017	Non-Construction	Non-Construction	FLEETPRO INC	$900,000	N/A	0	In progress
2017	Non-Construction	Non-Construction	FULBRIGHT & JAWORSKI	$1,000,000	N/A	0	In progress
2017	Non-Construction	Non-Construction	GEORGETOWN UNIVERSITY	$1,366,125	N/A	0	N/A
2017	Non-Construction	Non-Construction	NTT DATA State Health Consulting LLC	$2,369,500	N/A	0	In progress
2017	Non-Construction	Non-Construction	Odyssey SST Bus & Truck Repair	$900,000	N/A	0	In progress

Executed Agreement Date	Incentive name* (ex: name of grant or tax incentive)	Type of incentive* (ex: grant, tax abatement, loan)	Recipient name*	Incentive amount*	MAR Address / location of investment	Number of District residents employed as a direct result of this investment	Is recipient in compliance with District resident employment requirements?
2017	Non-Construction	Non-Construction	ORRICK,HERRINGTON & SUTCLIFFE, LLP	$950,000	N/A	0	In progress
2017	Non-Construction	Non-Construction	PCC-STRIDE	$1,000,000	N/A	0	N/A
2017	Construction	Construction	Phoenix Steel Erectors, Inc.	$299,500	N/A	0	Yes
2017	Non-Construction	Non-Construction	R&S Auto & Truck Spring Works, Inc.	$900,000	N/A	0	In progress
2017	Non-Construction	Non-Construction	RON SMITH & ASSOCIATES, INC.	$509,000	N/A	0	In progress
2017	Non-Construction	Non-Construction	School Readiness Consulting, LLC	$610,865	N/A	0	N/A
2017	Non-Construction	Non-Construction	Spiritedone LLC	$10,000,000	N/A	0	In progress
2017	Non-Construction	Non-Construction	TCS ASSOCIATES LLC	$300,000	N/A	0	N/A
2017	Non-Construction	Non-Construction	THE IMPACT GROUP	$310,210	N/A	0	N/A
2017	Non-Construction	Non-Construction	Universal Healthcare Mgmt.Services,Inc.	$500,000	N/A	0	N/A

Executed Agreement Date	Incentive name* (ex: name of grant or tax incentive)	Type of incentive* (ex: grant, tax abatement, loan)	Recipient name*	Incentive amount*	MAR Address / location of investment	Number of District residents employed as a direct result of this investment	Is recipient in compliance with District resident employment requirements?
2017	Non-Construction	Non-Construction	VLI INC	$950,000	N/A	0	In progress
2017	Non-Construction	Non-Construction	FOOD JONEZI	$500,000	N/A	0	N/A
2017	Construction	Construction	Andiemac Waterproofing	$1,437,000	N/A	0	Yes
2017	Construction	Construction	City General, Inc.	$510,000	N/A	0	Yes
2017	Construction	Construction	Rabco Insulation, Inc.	$530,000	N/A	0	Yes
2017	Construction	Construction	W.G.TOMKO INC	$3,800,000	N/A	1	No
2017	Construction	Construction	Annapolis Exteriors, Inc	$411,700	N/A	0	Yes
2017	Construction	Construction	Baltimore Waterproofing, Inc.	$322,600	N/A	1	Yes
2017	Construction	Construction	Capitol Sprinkler Contracting, Inc.	$361,460	N/A	0	Yes
2017	Construction	Construction	Congressional Iron Works Inc	$1,080,156	N/A	0	Yes
2017	Construction	Construction	Fine Line Trim, LLC	$488,390	N/A	0	Yes
2017	Construction	Construction	J. Suss Industries	$359,997	N/A	0	Yes
2017	Construction	Construction	Lach Tile & Marble, Inc.	$775,114	N/A	0	Yes
2017	Construction	Construction	Ruppert Landscape,Inc.	$410,000	N/A	0	Yes

Executed Agreement Date	Incentive name* (ex: name of grant or tax incentive)	Type of incentive* (ex: grant, tax abatement, loan)	Recipient name*	Incentive amount*	MAR Address / location of investment	Number of District residents employed as a direct result of this investment	Is recipient in compliance with District resident employment requirements?
2017	Non-Construction	Non-Construction	BERT W SMITH JR & CO CHARTERED	$298,000	N/A	0	N/A
2017	Non-Construction	Non-Construction	BLUEPATH LABS LLC,	$700,000	N/A	0	N/A
2017	Non-Construction	Non-Construction	CRP INCORPORATED	$700,000	N/A	0	N/A
2017	Construction	Construction	Kirlin Mid-Atlantic	$3,000,000	N/A	0	Yes
2017	Non-Construction	Non-Construction	MBI HEALTH SERVICES, LLC	$100,000	N/A	0	N/A
2017	Non-Construction	Non-Construction	NEW BEGINNINGS	$659,681	N/A	0	N/A
2017	Construction	Construction	Precision Doors & Hardware, LLC	$180,800	N/A	0	Yes
2017	Non-Construction	Non-Construction	PUBLIC PERFORMANCE MANAGEMENT, LLC	$771,957	N/A	0	In progress
2017	Non-Construction	Non-Construction	RON SMITH & ASSOCIATES, INC.	$500,000	N/A	0	In progress
2017	Non-Construction	Non-Construction	SECURITY ASSURANCE MANAGEMENT INC	$106,700,649	N/A	0	In progress
2017	Non-Construction	Non-Construction	SPRINGBOARD COLLABORATIVE	$507,100	N/A	0	In progress

Executed Agreement Date	Incentive name* (ex: name of grant or tax incentive)	Type of incentive* (ex: grant, tax abatement, loan)	Recipient name*	Incentive amount*	MAR Address / location of investment	Number of District residents employed as a direct result of this investment	Is recipient in compliance with District resident employment requirements?
2017	Construction	Grant	Mocs, Inc.	$50,000	N/A	0	Yes
2017	Non-Construction	Non-Construction	CONNECTIONS THERAPY CENTER	$165,000	N/A	0	N/A
2017	Non-Construction	Non-Construction	INTEL BUSINESS SOLUTIONS	$900,000	N/A	0	In progress
2017	Construction	Construction	Millennium Construction, LLC	$3,433,720	N/A	6	Yes
2017	Non-Construction	Non-Construction	Motir Services	$3,000,000	N/A	0	N/A
2017	Construction	Construction	Narman West LLC	$562,500	N/A	0	Yes
2017	Construction	Construction	The Justin Company, Inc.	$3,978,506	N/A	1	Yes
2017	Construction	Grant	Cherry Blossom Creative Co.	$50,000	N/A	0	Yes
2017	Construction	Construction	David Allen Company	$855,488	N/A	0	No
2017	Construction	Construction	Dominion Mechanical Contractors Inc	$3,014,000	N/A	0	Yes
2017	Construction	Construction	G & I Contracting, Inc.	$2,045,170	N/A	0	Yes
2017	Construction	Construction	Gordon Contractors, Inc.	$659,300	N/A	0	Yes

Executed Agreement Date	Incentive name* (ex: name of grant or tax incentive)	Type of incentive* (ex: grant, tax abatement, loan)	Recipient name*	Incentive amount*	MAR Address / location of investment	Number of District residents employed as a direct result of this investment	Is recipient in compliance with District resident employment requirements?
2017	Construction	Construction	IRON FABRICATION SERVICES LLC	$1,831,668	N/A	0	No
2017	Construction	Construction	JPN Masonry, LLC	$735,400	N/A	0	Yes
2017	Construction	Construction	Kone, Inc.	$112,000	N/A	0	Yes
2017	Construction	Construction	Pillar Construction, Inc.	$157,200	N/A	0	Yes
2017	Construction	Grant	RED & BLACK	$50,000	N/A	0	Yes
2017	Construction	Construction	Rugo Stone, LLC	$466,500	N/A	0	Yes
2017	Construction	Construction	Schindler Elevator Corporation	$988,000	N/A	0	Yes
2017	Construction	Construction	TSI Architectural Metals Inc.	$5,840,000	N/A	28	Yes
2017	Construction	Construction	W.L. Gary Company, Inc.	$10,257,120	N/A	7	Yes
2017	Non-Construction	Non-Construction	CONNECTIONS THERAPY CENTER	$300,000	N/A	0	N/A
2017	Non-Construction	Non-Construction	DEVELOPMENT INSTITUTE	$700,000	N/A	0	In progress
2017	Non-Construction	Non-Construction	LT. JOSEPH P. KENNEDY INSTITUTE, INC.	$950,000	N/A	0	N/A
2017	Non-Construction	Non-Construction	NUSTRAT, LLC	$746,441	N/A	0	N/A

Executed Agreement Date	Incentive name* (ex: name of grant or tax incentive)	Type of incentive* (ex: grant, tax abatement, loan)	Recipient name*	Incentive amount*	MAR Address / location of investment	Number of District residents employed as a direct result of this investment	Is recipient in compliance with District resident employment requirements?
2017	Construction	Construction	Otis Elevator Company	$1,765,000	N/A	0	Yes
2017	Construction	Construction	Shickel Corporation	$505,021	N/A	0	Yes
2017	Non-Construction	Non-Construction	SOFTWARE INFORMATION RESOURCE CORPORATION	$984,951	N/A	0	N/A
2017	Non-Construction	Non-Construction	L.S. Caldwell & Associates, Inc.	$950,000	N/A	0	In progress
2017	Non-Construction	Non-Construction	Nymbus Corporation	$700,000	N/A	0	N/A
2017	Non-Construction	Non-Construction	Precision Capital Partners LLC	$900,000	N/A	0	In progress
2017	Non-Construction	Non-Construction	REGIS & ASSOCIATES PC	$950,000	N/A	0	N/A
2017	Construction	Construction	AES Electrical Inc. DBA Freestate Electrical Construction	$4,672,752	N/A	15	Yes
2017	Construction	Construction	Belfast DC LLC	$20,400,000	N/A	48	In progress
2017	Construction	Construction	Broughton Construction Company, LLC	$463,738	N/A	0	N/A

Executed Agreement Date	Incentive name* (ex: name of grant or tax incentive)	Type of incentive* (ex: grant, tax abatement, loan)	Recipient name*	Incentive amount*	MAR Address / location of investment	Number of District residents employed as a direct result of this investment	Is recipient in compliance with District resident employment requirements?
2017	Non-Construction	Non-Construction	CAPITAL CARE	$1,420,500	N/A	0	N/A
2017	Construction	Construction	CONSYS, INC	$897,786	N/A	0	Yes
2017	Non-Construction	Non-Construction	GOD'S ANOINTED NEW GENERATION	$975,000	N/A	0	In progress
2017	Non-Construction	Non-Construction	MI CASA MY HOUSE INC	$350,000	N/A	0	In progress
2017	Non-Construction	Non-Construction	NCS PEARSON, INC	$990,000	N/A	0	N/A
2017	Construction	Construction	NVS CONSTRUCTION COMPANY	$343,896	N/A	0	No
2017	Non-Construction	Non-Construction	RCM OF WASHINGTON	$200,000	N/A	0	N/A
2017	Non-Construction	Non-Construction	WILLIAMS,ADLEY, AND COMPANY DC LLP	$500,000	N/A	0	In progress
2017	Construction	Construction	Agility Construction, LLC	$305,513	N/A	0	Yes
2017	Non-Construction	Non-Construction	ALBAN TRACTOR COMPANY INC	$316,000	N/A	0	In progress
2017	Construction	Construction	Hotel & Restaurant Supply	$110,489	N/A	0	Yes

Executed Agreement Date	Incentive name* (ex: name of grant or tax incentive)	Type of incentive* (ex: grant, tax abatement, loan)	Recipient name*	Incentive amount*	MAR Address / location of investment	Number of District residents employed as a direct result of this investment	Is recipient in compliance with District resident employment requirements?
2017	Construction	Construction	Material Distributors, Inc.	$71,300	N/A	0	Yes
2017	Non-Construction	Non-Construction	Brailsford and Dunlavey, Inc.	$495,510	N/A	0	In progress
2017	Non-Construction	Non-Construction	Dharma Graphics	$950,000	N/A	0	In progress
2017	Non-Construction	Non-Construction	ACME AUTO LEASING	$6,800,450	N/A	0	In progress
2017	Construction	Construction	CINDELL CONSTRUCTION CO INC	$2,669,070	N/A	12	Yes
2017	Non-Construction	Non-Construction	FEDERAL MANAGEMENT SYSTEMS INCORPORATED	$700,000	N/A	0	In progress
2017	Construction	Construction	NCF Interiors a division of Lakota Contracting, Inc.	$2,650,000	N/A	0	Yes
2017	Non-Construction	Non-Construction	Precision Capital Partners LLC	$950,000	N/A	0	In progress

Executed Agreement Date	Incentive name* (ex: name of grant or tax incentive)	Type of incentive* (ex: grant, tax abatement, loan)	Recipient name*	Incentive amount*	MAR Address / location of investment	Number of District residents employed as a direct result of this investment	Is recipient in compliance with District resident employment requirements?
2017	Non-Construction	Non-Construction	GENESIS HEALTH & EDUCATION CORPORATION	$36,000	N/A	0	In progress
2017	Construction	Construction	Inspiration Plumbing	$5,160,000	N/A	0	In progress
2017	Non-Construction	Non-Construction	MULTICULTURAL REHAB	$70,000	N/A	0	N/A
2017	Non-Construction	Non-Construction	NETWORKING FOR FUTURE, INC.	$1,157,486	N/A	0	In progress
2017	Non-Construction	Non-Construction	BEHAVIORAL AND EDUCATIONAL SOLUTIONS PC	$250,000	N/A	0	N/A
2017	Non-Construction	Non-Construction	CC INTELLIGENT SOLUTIONS	$360,000	N/A	0	In progress
2017	Construction	Construction	CONABOY & ASSOCIATES, INC.	$65,000	N/A	0	N/A
2017	Non-Construction	Non-Construction	Hope Village Inc.	$989,931	N/A	25	Yes
2017	Non-Construction	Non-Construction	HUMAN CIRCUIT	$463,614	N/A	0	In progress
2017	Construction	Construction	Joseph J. Magnolia, Inc.	$959,193	N/A	1	Yes

Executed Agreement Date	Incentive name* (ex: name of grant or tax incentive)	Type of incentive* (ex: grant, tax abatement, loan)	Recipient name*	Incentive amount*	MAR Address / location of investment	Number of District residents employed as a direct result of this investment	Is recipient in compliance with District resident employment requirements?
2017	Non-Construction	Non-Construction	MILESTONE THERAPEUTIC SERVICES	$250,000	N/A	0	In progress
2017	Construction	Construction	Miscellaneous Metals, Inc.	$1,573,000	N/A	1	No
2017	Non-Construction	Non-Construction	PLAY-BASED PHYSICAL THERAPY INC	$75,000	N/A	0	N/A
2017	Grant	Grant	Allure and More, LLC.	$48,967	N/A	0	Yes
2017	Construction	Grant	Amen LLC t/a Amen Coffee and Juice	$50,000	N/A	0	Yes
2017	Construction	Construction	Harkins Builders, Inc.	$23,896,811	N/A	0	Yes
2017	Construction	Construction	Kone, Inc.	$692,271	N/A	0	Yes
2017	Construction	Construction	Kone, Inc.	$538,000	N/A	0	Yes
2017	Non-Construction	Non-Construction	Precision Capital Partners LLC	$10,000,000	N/A	0	In progress
2017	Construction	Construction	Appliance Replacement Inc.	$1,375,000	N/A	0	Yes
2017	Non-Construction	Non-Construction	ANNIE S HARDWARE	$900,000	N/A	0	In progress
2017	Non-Construction	Non-Construction	AVID SYSTEMS	$325,046	N/A	0	In progress

Executed Agreement Date	Incentive name* (ex: name of grant or tax incentive)	Type of incentive* (ex: grant, tax abatement, loan)	Recipient name*	Incentive amount*	MAR Address / location of investment	Number of District residents employed as a direct result of this investment	Is recipient in compliance with District resident employment requirements?
2017	Non-Construction	Non-Construction	COLLEGE ENT EXAM BD	$318,208	N/A	0	In progress
2017	Construction	Construction	Connally Contracting Corporation	$1,200,000	N/A	3	Yes
2017	Construction	Construction	D & R Electric, Inc.	$2,264,000	N/A	2	Yes
2017	Construction	Construction	Kane Innovations Inc	$546,000	N/A	0	Yes
2017	Construction	Construction	Mulford Construction Company, Inc.	$800,000	N/A	0	Yes
2017	Non-Construction	Non-Construction	Rhithron Associates Inc	$391,555	N/A	0	Yes
2017	Non-Construction	Non-Construction	Cober Johnson and Romney	$10,000,000	N/A	0	In progress
2017	Construction	Construction	Material Distributors, Inc.	$129,000	N/A	0	Yes
2017	Construction	Construction	D A Drenner Concrete	$730,000	N/A	1	Yes
2017	Non-Construction	Non-Construction	MBI HEALTH SERVICES, LLC	$1,000,000	N/A	0	In progress
2017	Non-Construction	Non-Construction	ALL PRO ALL SERVICES	$975,000	N/A	5	In progress
2017	Non-Construction	Non-Construction	C.P.R . Medical Transportation LLC	$2,229,807	N/A	0	In progress

Executed Agreement Date	Incentive name* (ex: name of grant or tax incentive)	Type of incentive* (ex: grant, tax abatement, loan)	Recipient name*	Incentive amount*	MAR Address / location of investment	Number of District residents employed as a direct result of this investment	Is recipient in compliance with District resident employment requirements?
2017	Non-Construction	Non-Construction	Capitol Kids Therapy, LLC	$2,700,000	N/A	0	N/A
2017	Non-Construction	Non-Construction	COLUMBIA LIGHTHOUSE FOR THE BLIND INC	$300,000	N/A	0	N/A
2017	Non-Construction	Non-Construction	Communications engineering, Inc	$336,138	N/A	0	In progress
2017	Non-Construction	Non-Construction	CONTEMPORARY FAMILY SERVICES	$972,542	N/A	0	In progress
2017	Non-Construction	Non-Construction	Hayes Software Systems	$618,457	N/A	0	N/A
2017	Non-Construction	Non-Construction	LIBERTY HEALTHCARE CORP	$1,713,792	N/A	0	In progress
2017	Non-Construction	Non-Construction	Mass Place Apartments, LLC	$10,400,288	N/A	0	N/A
2017	Non-Construction	Non-Construction	PUBLIC CONSULTING GROUP, INC.	$1,403,586	N/A	0	In progress
2017	Construction	Construction	Schindler Elevator Corporation	$166,600	N/A	0	Yes
2017	Construction	Construction	Wolf Fire Protection, Inc.	$612,000	N/A	1	Yes

Executed Agreement Date	Incentive name* (ex: name of grant or tax incentive)	Type of incentive* (ex: grant, tax abatement, loan)	Recipient name*	Incentive amount*	MAR Address / location of investment	Number of District residents employed as a direct result of this investment	Is recipient in compliance with District resident employment requirements?
2017	Construction	Construction	JMP Concrete Construction Inc.	$498,124	N/A	3	Yes
2017	Construction	Construction	Millennium Pools and Spas, LLC	$188,802	N/A	0	Yes
2017	Construction	Construction	Open Market Energy, LLC	$712,884	N/A	0	Yes
2017	Construction	Construction	Suncatch Energy, LLC	$95,000	N/A	3	Yes
2017	Construction	Construction	BALFOUR BEATTY CONSTRUCTION DC LLC	$1,015,825	N/A	0	In progress
2017	Construction	Construction	Chiaramonte Construction Company	$213,185	N/A	0	In progress
2017	Construction	Construction	Cochran & Mann, Inc.	$442,000	N/A	0	Yes
2017	Construction	Construction	Denison Landscaping	$119,071	N/A	0	Yes
2017	Non-Construction	Non-Construction	Georgetown Technologies LLC	$10,000,000	N/A	0	In progress
2017	Construction	Construction	Joseph J. Magnolia, Inc.	$206,209	N/A	0	In progress
2017	Construction	Construction	Otis Elevator Company	$472,500	N/A	0	Yes
2017	Non-Construction	Non-Construction	PUBLIC PERFORMANCE MANAGEMENT, LLC	$663,960	N/A	0	In progress
2017	Construction	Construction	United Masonry Incorporated of Virginia	$1,285,000	N/A	3	Yes

Executed Agreement Date	Incentive name* (ex: name of grant or tax incentive)	Type of incentive* (ex: grant, tax abatement, loan)	Recipient name*	Incentive amount*	MAR Address / location of investment	Number of District residents employed as a direct result of this investment	Is recipient in compliance with District resident employment requirements?
2017	Construction	Construction	Judd Fire Protection, LLC	$1,100,000	N/A	0	In progress
2017	Construction	Construction	Azteca Contractors, Inc.	$878,100	N/A	0	Yes
2017	Construction	Construction	Belfast DC LLC	$7,075,000	N/A	2	Yes
2017	Construction	Construction	Blueridge, Inc.	$401,500	N/A	0	Yes
2017	Non-Construction	Non-Construction	BRADLEY ASSOCIATES, LLC	$950,000	N/A	0	N/A
2017	Non-Construction	Non-Construction	Certified Mail Envelopes, Inc	$975,000	N/A	0	In progress
2017	Construction	Construction	Cochran & Mann, Inc.	$442,000	N/A	0	Yes
2017	Non-Construction	Non-Construction	Echelon Community Services	$670,000	N/A	0	In progress
2017	Construction	Construction	Floors, Etc.	$210,000	N/A	0	Yes
2017	Construction	Construction	FREEWAY CONSTRUCTION LLC	$315,000	N/A	0	Yes
2017	Non-Construction	Non-Construction	FRIENDSHIP PLACE	$1,200,000	N/A	0	In progress
2017	Construction	Construction	GeoConstructors, Inc.	$393,190	N/A	0	Yes
2017	Construction	Construction	JAS Trucking, Inc.	$309,051	N/A	0	Yes
2017	Non-Construction	Non-Construction	K. Neal International Trucks	$950,000	N/A	6	Yes

Executed Agreement Date	Incentive name* (ex: name of grant or tax incentive)	Type of incentive* (ex: grant, tax abatement, loan)	Recipient name*	Incentive amount*	MAR Address / location of investment	Number of District residents employed as a direct result of this investment	Is recipient in compliance with District resident employment requirements?
2017	Construction	Construction	National Cable Construction, Inc.	$101,500	N/A	0	Yes
2017	Construction	Construction	POS Construction Inc.	$265,000	N/A	0	Yes
2017	Non-Construction	Non-Construction	PSI SERVICES III INC	$254,637	N/A	1	In progress
2017	Non-Construction	Non-Construction	SOFTWARE INFORMATION RESOURCE CORPORATION	$854,400	N/A	0	In progress
2017	Non-Construction	Non-Construction	The National Center for Children and Families	$23,551,853	N/A	19	In progress
2017	Construction	Construction	Tricon Construction, Inc.	$2,865,700	N/A	0	Yes
2017	Non-Construction	Non-Construction	Sylver Rain Consulting	$633,750	N/A	0	In progress
2017	Non-Construction	Non-Construction	COASTAL HEALTHCARE SERVICES	$200,000	N/A	0	N/A
2017	Non-Construction	Non-Construction	CONNECTIONS THERAPY CENTER	$200,000	N/A	0	N/A
2017	Non-Construction	Non-Construction	DOCUMENT SYSTEMS, INC.	$950,000	N/A	0	In progress

Executed Agreement Date	Incentive name* (ex: name of grant or tax incentive)	Type of incentive* (ex: grant, tax abatement, loan)	Recipient name*	Incentive amount*	MAR Address / location of investment	Number of District residents employed as a direct result of this investment	Is recipient in compliance with District resident employment requirements?
2017	Non-Construction	Non-Construction	ETHOS STRATEGIC CONSULTING LLC	$900,000	N/A	0	In progress
2017	Non-Construction	Non-Construction	FRESHFARM MARKETS	$800,000	N/A	0	N/A
2017	Non-Construction	Non-Construction	Kline Imports Arlington, Inc	$629,000	N/A	0	In progress
2017	Non-Construction	Non-Construction	L.S. Caldwell & Associates, Inc.	$10,000,000	N/A	0	In progress
2017	Non-Construction	Non-Construction	LITTLE HANDS & FEET/ NO AGREEMENT	$200,000	N/A	0	N/A
2017	Non-Construction	Non-Construction	MAXIMUS HEALTH SERVICES, INC.	$6,987,241	N/A	0	N/A
2017	Non-Construction	Non-Construction	MULTICULTURAL COMMUNITY SERVICE	$100,000	N/A	0	N/A
2017	Non-Construction	Non-Construction	NCS PEARSON, INC	$461,554	N/A	0	N/A
2017	Construction	Grant	T.K.O. LLC Chateau Remix	$50,000	N/A	0	Yes
2017	Construction	Construction	The Anderson Company, LLC	$527,700	N/A	0	Yes

Executed Agreement Date	Incentive name* (ex: name of grant or tax incentive)	Type of incentive* (ex: grant, tax abatement, loan)	Recipient name*	Incentive amount*	MAR Address / location of investment	Number of District residents employed as a direct result of this investment	Is recipient in compliance with District resident employment requirements?
2017	Construction	Construction	Clark Construction Group, LLC	$64,484,750	N/A	1	Yes
2017	Grant	Grant	DC DINER	$33,236	N/A	0	Yes
2017	Grant	Grant	ITALIAN PIZZA KITCHEN	$43,130	N/A	0	Yes
2017	Grant	Grant	Quara Ethiopian Restaurant	$50,000	N/A	0	Yes
2017	Non-Construction	Non-Construction	BCA WATSON RICE LLP	$900,000	N/A	0	N/A
2017	Construction	Construction	Colonial Electric Company, Inc.	$1,909,000	N/A	1	Yes
2017	Non-Construction	Non-Construction	DEWBERRY CONSULTANTS LLC	$2,212,316	N/A	0	N/A
2017	Construction	Construction	F.S. TAYLOR AND ASSOCIATES PC	$410,800	N/A	0	In progress
2017	Construction	Construction	Gordon Contractors, Inc.	$855,000	N/A	0	Yes
2017	Construction	Construction	N STREET VILLAGE INC	$427,704	N/A	6	Yes
2017	Non-Construction	Non-Construction	PSYCHIATRIC INSTITUTE OF WASHINGTON	$1,200,000	N/A	0	N/A
2017	Non-Construction	Non-Construction	Savvy Technology Solutions	$950,000	N/A	0	In progress

Executed Agreement Date	Incentive name* (ex: name of grant or tax incentive)	Type of incentive* (ex: grant, tax abatement, loan)	Recipient name*	Incentive amount*	MAR Address / location of investment	Number of District residents employed as a direct result of this investment	Is recipient in compliance with District resident employment requirements?
2017	Non-Construction	Non-Construction	Savvy Technology Solutions	$950,000	N/A	0	In progress
2017	Non-Construction	Non-Construction	VCare, LLC	$431,250	N/A	0	N/A
2017	Construction	Construction	C.J. Coakley Company, Inc.	$3,395,000	N/A	0	Yes
2017	Construction	Construction	CHU Contracting, Inc.	$842,450	N/A	0	Yes
2017	Construction	Construction	Cochran & Mann, Inc.	$390,000	N/A	0	Yes
2017	Non-Construction	Non-Construction	DC127 INC	$300,000	N/A	0	N/A
2017	Construction	Construction	Engineered Demolition	$1,173,000	N/A	0	Yes
2017	Construction	Construction	Extreme Steel, Inc.	$1,500,000	N/A	0	Yes
2017	Construction	Construction	R.V. Carey's Plumbing & Heating, Inc.	$5,000,000	N/A	1	Yes
2017	Non-Construction	Non-Construction	INFOMC,INC.	$815,520	N/A	0	In progress
2017	Non-Construction	Non-Construction	ANGEL LOVING CARE GROUP HOME	$300,000	N/A	0	N/A
2017	Non-Construction	Non-Construction	Center for the Study of Social Policy	$665,900	N/A	0	In progress

Executed Agreement Date	Incentive name* (ex: name of grant or tax incentive)	Type of incentive* (ex: grant, tax abatement, loan)	Recipient name*	Incentive amount*	MAR Address / location of investment	Number of District residents employed as a direct result of this investment	Is recipient in compliance with District resident employment requirements?
2017	Non-Construction	Non-Construction	CONSYS, INC	$695,786	N/A	0	In progress
2017	Non-Construction	Non-Construction	Corporate Systems Resources	$967,319	N/A	0	In progress
2017	Non-Construction	Non-Construction	HCSC COMMUNITY ACTION GROUP	$1,300,000	N/A	0	N/A
2017	Non-Construction	Non-Construction	Holistic Planners Network	$500,000	N/A	0	N/A
2017	Non-Construction	Non-Construction	HOUSING COUNSELING SERVICES	$991,800	N/A	4	Yes
2017	Non-Construction	Non-Construction	INCAPSULATE, LLC	$556,960	N/A	0	In progress
2017	Non-Construction	Non-Construction	Premier Suppliers	$10,000,000	N/A	0	In progress
2017	Non-Construction	Non-Construction	PSI SERVICES III INC	$9,836,303	N/A	0	In progress
2017	Non-Construction	Non-Construction	SAMARITAN INNS	$950,000	N/A	0	N/A
2017	Non-Construction	Non-Construction	Skills on the Hill, LLC	$100,000	N/A	0	N/A

Executed Agreement Date	Incentive name* (ex: name of grant or tax incentive)	Type of incentive* (ex: grant, tax abatement, loan)	Recipient name*	Incentive amount*	MAR Address / location of investment	Number of District residents employed as a direct result of this investment	Is recipient in compliance with District resident employment requirements?
2017	Non-Construction	Non-Construction	SPIEGEL & MCDIARMID	$500,000	N/A	0	N/A
2017	Non-Construction	Non-Construction	TechNow 365, Inc	$900,000	N/A	0	In progress
2017	Non-Construction	Non-Construction	The DC event Planner , LLC	$950,000	N/A	0	In progress
2017	Non-Construction	Non-Construction	Wheeler Creek Community Development Corp.	$900,000	N/A	0	In progress
2017	Non-Construction	Non-Construction	William Boules	$1,000,000	N/A	0	N/A
2017	Non-Construction	Non-Construction	Zuri Productions	$900,000	N/A	0	In progress
2017	Construction	Construction	Anderson Fire Protection	$753,780	N/A	3	Yes
2017	Construction	Construction	Continental Construction, Inc.	$330,000	N/A	0	Yes
2017	Non-Construction	Non-Construction	Gordon Contractors, Inc.	$855,000	N/A	0	Yes
2017	Construction	Construction	Kogo Corporation	$1,390,000	N/A	3	Yes

Executed Agreement Date	Incentive name* (ex: name of grant or tax incentive)	Type of incentive* (ex: grant, tax abatement, loan)	Recipient name*	Incentive amount*	MAR Address / location of investment	Number of District residents employed as a direct result of this investment	Is recipient in compliance with District resident employment requirements?
2017	Construction	Construction	MAGNA CONSTRUCTION MAINTENANCE SE	$525,500	N/A	0	Yes
2017	Non-Construction	Non-Construction	CBRE	$300,000	N/A	5	In progress
2017	Grant	Grant	Bewneut Enterprise Marketing Inc t a Abem Family Supermarket	$50,000	N/A	0	Yes
2017	Grant	Grant	Bloomingdale Catering and Events LLC	$49,960	N/A	0	Yes
2017	Construction	Construction	Continental Construction, Inc.	$1,004,000	N/A	0	Yes
2017	Grant	Grant	DC MINI SUPERMARKET	$45,000	N/A	0	Yes
2017	Construction	Construction	Eastern Ave Redevelopment Limited Partnership	$12,924,375	N/A	0	Yes
2017	Grant	Grant	Five Star Trading LLC DBA Brightwood Mart	$50,000	N/A	0	Yes
2017	Grant	Grant	Fiyameta LLC	$50,000	N/A	0	Yes
2017	Grant	Grant	Supernatural Yoga, LLC	$50,000	N/A	0	No

Executed Agreement Date	Incentive name* (ex: name of grant or tax incentive)	Type of incentive* (ex: grant, tax abatement, loan)	Recipient name*	Incentive amount*	MAR Address / location of investment	Number of District residents employed as a direct result of this investment	Is recipient in compliance with District resident employment requirements?
2017	Grant	Grant	Szechuan House Resturaunt	$50,000	N/A	0	Yes
2017	Non-Construction	Non-Construction	AMERICAN MEDICAL RESPONSE MID-ATLANTIC	$12,278,097	N/A	62	In progress
2017	Non-Construction	Non-Construction	AMERICAN UNIVERSITY	$148,305	N/A	68	Yes
2017	Non-Construction	Non-Construction	BRESCOOK LLC	$2,155,999	N/A	0	N/A
2017	Non-Construction	Non-Construction	C.L Russell Group, LLC	$396,664	N/A	0	N/A
2017	Non-Construction	Non-Construction	COMMUNITY TECH LLC	$345,000	N/A	7	Yes
2017	Non-Construction	Non-Construction	CONSUMER DIRECT DISTRICT OF COLUMBIA LLC	$985,342	N/A	30	In progress
2017	Non-Construction	Non-Construction	Premier Suppliers	$950,000	N/A	0	In progress
2017	Non-Construction	Non-Construction	Savvy Technology Solutions	$950,000	N/A	0	In progress

Executed Agreement Date	Incentive name* (ex: name of grant or tax incentive)	Type of incentive* (ex: grant, tax abatement, loan)	Recipient name*	Incentive amount*	MAR Address / location of investment	Number of District residents employed as a direct result of this investment	Is recipient in compliance with District resident employment requirements?
2017	Non-Construction	Non-Construction	SOFTWARE INFORMATION RESOURCE CORPORATION	$950,000	N/A	0	In progress
2017	Non-Construction	Non-Construction	THE ROBERT BOBB GROUP, LLC	$672,158	N/A	0	N/A
2017	Non-Construction	Non-Construction	VCare, LLC	$2,458,748	N/A	0	In progress
2017	Non-Construction	Non-Construction	WestED	$541,655	N/A	0	N/A
2017	Non-Construction	Non-Construction	WHOLISTIC HOME & COMMUNITY BASES SERVICES, INC	$1,200,000	N/A	0	N/A
2017	Non-Construction	Non-Construction	KELLEY DRYE & WARREN	$455,000	N/A	0	In progress
2017	Non-Construction	Non-Construction	L.S. Caldwell & Associates, Inc.	$500,000	N/A	0	In progress
2017	Non-Construction	Non-Construction	RESOURCE RECYCLING SYSTEMS INC	$950,000	N/A	0	N/A
2017	Non-Construction	Non-Construction	The Tete Group, LLC	$806,978	N/A	0	N/A

Executed Agreement Date	Incentive name* (ex: name of grant or tax incentive)	Type of incentive* (ex: grant, tax abatement, loan)	Recipient name*	Incentive amount*	MAR Address / location of investment	Number of District residents employed as a direct result of this investment	Is recipient in compliance with District resident employment requirements?
2017	Non-Construction	Non-Construction	XEROX CORPORATION	$19,893,141	N/A	0	In progress
2017	Non-Construction	Non-Construction	SASHA BRUCE YOUTHWORK, INC.	$950,000	N/A	0	In progress
2017	Non-Construction	Non-Construction	The National Center for Children and Families	$562,110	N/A	0	In progress
2017	Construction	Construction	Advanced Architectural	$2,120,000	N/A	0	Yes
2017	Construction	Construction	C&G Carpentry Services, Inc.	$368,000	N/A	0	Yes
2017	Construction	Construction	CB Flooring, LLC	$695,000	N/A	0	Yes
2017	Construction	Construction	Lach Tile & Marble, Inc.	$405,000	N/A	0	Yes
2017	Construction	Construction	Krain Building Services	$280,000	N/A	0	Yes
2017	Construction	Construction	Normac Kitchens, Inc.	$510,000	N/A	0	Yes
2017	Construction	Construction	AT Pro, LLC	$200,000	N/A	0	Yes
2017	Construction	Construction	B Coleman Flooring Installation LLC	$325,000	N/A	0	In progress
2017	Construction	Construction	Brothers Mechanical, Inc.	$5,100,000	N/A	2	Yes
2017	Construction	Construction	Hugee Corporation	$5,712,000	N/A	0	Yes
2017	Construction	Construction	Key Woodworking, Inc.	$520,000	N/A	0	Yes

Executed Agreement Date	Incentive name* (ex: name of grant or tax incentive)	Type of incentive* (ex: grant, tax abatement, loan)	Recipient name*	Incentive amount*	MAR Address / location of investment	Number of District residents employed as a direct result of this investment	Is recipient in compliance with District resident employment requirements?
2017	Construction	Construction	Manganaro Midatlantic, LLC	$4,036,499	N/A	0	Yes
2017	Construction	Construction	Material Distributors, Inc.	$107,000	N/A	0	Yes
2017	Non-Construction	Non-Construction	METROPOLITAN EDUCATIONAL SOLUTIONS	$992,080	N/A	0	In progress
2017	Non-Construction	Non-Construction	Pichon Hollmon LLC	$950,000	N/A	0	In progress
2017	Construction	Construction	Power Design, Inc.	$6,500,000	N/A	2	Yes
2017	Non-Construction	Non-Construction	RAP, INC.	$650,000	N/A	0	N/A
2017	Non-Construction	Non-Construction	SAFE HAVEN OUTREACH MINISTRY, INC.	$812,183	N/A	0	N/A
2017	Construction	Construction	Salco Mechanical Contractors	$4,325,000	N/A	2	Yes
2017	Construction	Construction	The Miller Clapperton Partnership	$2,020,000	N/A	0	Yes

Executed Agreement Date	Incentive name* (ex: name of grant or tax incentive)	Type of incentive* (ex: grant, tax abatement, loan)	Recipient name*	Incentive amount*	MAR Address / location of investment	Number of District residents employed as a direct result of this investment	Is recipient in compliance with District resident employment requirements?
2017	Non-Construction	Non-Construction	Wheeler Creek Community Development Corp.	$561,210	N/A	0	In progress
2017	Non-Construction	Non-Construction	ALTEC INDUSTRIES INC	$525,000	N/A	0	In progress
2017	Non-Construction	Non-Construction	CLEAN AND SOBER STREETS	$1,000,000	N/A	0	In progress
2017	Non-Construction	Non-Construction	INCAPSULATE, LLC	$382,047	N/A	0	N/A
2017	Non-Construction	Non-Construction	LITERACY PRO SYSTEMS INC.	$347,955	N/A	0	In progress
2017	Non-Construction	Non-Construction	NAVMAN WIRELESS	$346,580	N/A	0	In progress
2017	Non-Construction	Non-Construction	PALMER STAFFING SERVICES INC	$10,000,000	N/A	0	In progress
2017	Non-Construction	Non-Construction	PUBLIC CONSULTING GROUP, INC.	$506,350	N/A	0	N/A
2017	Non-Construction	Non-Construction	Sabouor & Robinson Eletric LLC	$950,000	N/A	0	In progress
2017	Construction	Construction	The Whiting-Turner Contracting Company	$25,772,319	N/A	0	Yes

Executed Agreement Date	Incentive name* (ex: name of grant or tax incentive)	Type of incentive* (ex: grant, tax abatement, loan)	Recipient name*	Incentive amount*	MAR Address / location of investment	Number of District residents employed as a direct result of this investment	Is recipient in compliance with District resident employment requirements?
2017	Non-Construction	Non-Construction	AECOM TECHNICAL SERVICES INC	$950,000	N/A	0	N/A
2017	Non-Construction	Non-Construction	Arck LLC	$950,000	N/A	0	In progress
2017	Construction	Construction	Brailsford and Dunlavey, Inc.	$600,000	N/A	0	No
2017	Non-Construction	Non-Construction	Brailsford and Dunlavey, Inc.	$3,275,833	N/A	1	In progress
2017	Non-Construction	Non-Construction	Brailsford and Dunlavey, Inc.	$950,000	N/A	2	Yes
2017	Non-Construction	Non-Construction	Brailsford and Dunlavey, Inc.	$407,685	N/A	0	In progress
2017	Non-Construction	Non-Construction	Brailsford and Dunlavey, Inc.	$318,200	N/A	1	In progress
2017	Non-Construction	Non-Construction	Brailsford and Dunlavey, Inc.	$100,000	N/A	0	In progress
2017	Non-Construction	Non-Construction	CATHOLIC CHARITIES OF ARCHDIOCESE OF WASHINGTON, INC	$1,860,000	N/A	4	Yes
2017	Construction	Construction	Chiaramonte Construction Company	$503,410	N/A	1	In progress

Executed Agreement Date	Incentive name* (ex: name of grant or tax incentive)	Type of incentive* (ex: grant, tax abatement, loan)	Recipient name*	Incentive amount*	MAR Address / location of investment	Number of District residents employed as a direct result of this investment	Is recipient in compliance with District resident employment requirements?
2017	Construction	Construction	Dynalectric Company	$6,341,500	N/A	0	In progress
2017	Non-Construction	Non-Construction	MILES AWAY CHARTER, LLC	$474,527	N/A	0	In progress
2017	Non-Construction	Non-Construction	SOME	$1,200,000	N/A	2	Yes
2017	Non-Construction	Non-Construction	THE SALVATION ARMY HARBOR LIGHT CENTER	$1,100,000	N/A	0	N/A
2017	Non-Construction	Non-Construction	VALLEY SUPPLY & EQUIPMENT CO. INC	$950,000	N/A	0	In progress
2017	Construction	Construction	Ben Lewis Plumbing	$1,445,000	N/A	2	Yes
2017	Non-Construction	Non-Construction	Devereux Georgia Treatment Network	$646,648	N/A	0	In progress
2017	Construction	Construction	Hercules Custom Iron, LLC	$174,000	N/A	0	Yes
2017	Construction	Construction	Potomac Architectural Millwork Corporation	$292,000	N/A	0	Yes
2017	Non-Construction	Non-Construction	Cloud Protectors LLC	$950,000	N/A	0	In progress
2017	Non-Construction	Non-Construction	Educology Solutions	$10,000,000	N/A	0	In progress

Executed Agreement Date	Incentive name* (ex: name of grant or tax incentive)	Type of incentive* (ex: grant, tax abatement, loan)	Recipient name*	Incentive amount*	MAR Address / location of investment	Number of District residents employed as a direct result of this investment	Is recipient in compliance with District resident employment requirements?
2017	Non-Construction	Non-Construction	PROGRESSIVE LIFE CENTER	$954,600	N/A	0	N/A
2017	Construction	Construction	Telligent Masonry, LLC	$788,366	N/A	29	Yes
2017	Non-Construction	Non-Construction	ADMIRAL SECURITY SERVICES	$1,000,000	N/A	21	In progress
2017	Non-Construction	Non-Construction	BOZZUTO MANAGEMENT COMPANY	$1,050,000	N/A	7	In progress
2017	Non-Construction	Non-Construction	BOZZUTO MANAGEMENT COMPANY	$450,000	N/A	5	In progress
2017	Construction	Construction	CAMPBELL GIBBONS & ASSOCIATES INC	$595,000	N/A	0	No
2017	Construction	Construction	Admiral Construction, LLC	$473,541	N/A	0	Yes
2017	Construction	Construction	Agility Construction, LLC	$2,800,000	N/A	0	Yes
2017	Construction	Construction	Broughton Construction Company, LLC	$887,265	N/A	0	Yes
2017	Construction	Construction	Carpentry & Hardware Services, Inc.	$943,115	N/A	0	Yes
2017	Construction	Construction	Clyde McHenry, Inc.	$1,499,507	N/A	0	Yes

Executed Agreement Date	Incentive name* (ex: name of grant or tax incentive)	Type of incentive* (ex: grant, tax abatement, loan)	Recipient name*	Incentive amount*	MAR Address / location of investment	Number of District residents employed as a direct result of this investment	Is recipient in compliance with District resident employment requirements?
2017	Construction	Construction	Colonial Electric Company, Inc.	$1,475,000	N/A	0	Yes
2017	Construction	Construction	Hugee Corporation	$3,233,528	N/A	0	Yes
2017	Construction	Construction	Mars Construction, LLC	$932,579	N/A	0	Yes
2017	Construction	Construction	Metro Mechanical Contractors, LLC	$2,094,000	N/A	0	In progress
2017	Construction	Construction	NCF Interiors a division of Lakota Contracting, Inc.	$700,000	N/A	0	Yes
2017	Construction	Construction	R.V. Carey's Plumbing & Heating, Inc.	$1,754,317	N/A	1	Yes
2017	Construction	Construction	Reilly Construction, Inc.	$1,200,000	N/A	0	Yes
2017	Construction	Construction	Steele Foundation, LLC	$646,500	N/A	1	Yes
2017	Construction	Construction	Washington Fire Protection Engineering	$410,000	N/A	0	Yes
2017	Construction	Construction	Agility Construction, LLC	$1,025,000	N/A	4	Yes
2017	Non-Construction	Non-Construction	B Brilliant LLC	$500,000	N/A	0	In progress
2017	Non-Construction	Non-Construction	Devereux Georgia Treatment Network	$645,648	N/A	0	In progress

Executed Agreement Date	Incentive name* (ex: name of grant or tax incentive)	Type of incentive* (ex: grant, tax abatement, loan)	Recipient name*	Incentive amount*	MAR Address / location of investment	Number of District residents employed as a direct result of this investment	Is recipient in compliance with District resident employment requirements?
2017	Non-Construction	Non-Construction	GARTNER INC.	$375,000	N/A	0	In progress
2017	Non-Construction	Non-Construction	IGNYTE	$950,000	N/A	0	In progress
2017	Construction	Construction	M&M Appliance Sales and Service, Inc.	$303,911	N/A	2	Yes
2017	Construction	Construction	Admiral Construction, LLC	$422,841	N/A	0	Yes
2017	Construction	Construction	Cochran & Mann, Inc.	$742,906	N/A	0	Yes
2017	Non-Construction	Non-Construction	KLSL CONSULTING	$10,000,000	N/A	0	In progress
2017	Non-Construction	Non-Construction	THE CLEARING INC	$950,000	N/A	0	In progress
2017	Non-Construction	Non-Construction	VIRE CONSULTING	$300,000	N/A	0	In progress
2017	Construction	Construction	Wings Enterprises, Inc.	$1,185,875	N/A	2	In progress
2017	Non-Construction	Non-Construction	Life Deeds, Inc.	$970,000	N/A	4	In progress
2017	Construction	Construction	BDS CONSTRUCTION & DEVELOPMENT LLC	$1,184,000	N/A	4	Yes

Executed Agreement Date	Incentive name* (ex: name of grant or tax incentive)	Type of incentive* (ex: grant, tax abatement, loan)	Recipient name*	Incentive amount*	MAR Address / location of investment	Number of District residents employed as a direct result of this investment	Is recipient in compliance with District resident employment requirements?
2017	Non-Construction	Non-Construction	Core site LLC	$856,705	N/A	0	In progress
2017	Construction	Construction	McCullough Construction, LLC	$38,700,000	N/A	0	Yes
2017	Construction	Construction	Siemens Industry, Inc.	$1,254,074	N/A	0	Yes
2017	Construction	Construction	Franklin School Development LLC	$25,000,000	N/A	0	In progress
2017	Non-Construction	Non-Construction	Gtechna USA Corporation	$500,000	N/A	0	In progress
2017	Non-Construction	Non-Construction	Lach Tile & Marble, Inc.	$406,730	N/A	0	Yes
2017	Construction	Construction	Unified Door and Hardware Group LLC	$513,349	N/A	0	Yes
2017	Construction	Construction	Davenport Commercial	$275,930	N/A	0	Yes
2017	Construction	Construction	Otis Elevator Company	$3,368,100	N/A	0	Yes
2017	Construction	Construction	Universal Stones, Inc.	$250,000	N/A	0	Yes
2017	Grant	Grant	ATLAS BREW WORKS LLC	$50,000	N/A	0	Yes
2017	Construction	Construction	CB Flooring, LLC	$685,000	N/A	0	Yes
2017	Grant	Grant	Fresh Off Roast LLC	$42,200	N/A	0	Yes
2017	Grant	Grant	M & A INC	$50,000	N/A	0	Yes

Executed Agreement Date	Incentive name* (ex: name of grant or tax incentive)	Type of incentive* (ex: grant, tax abatement, loan)	Recipient name*	Incentive amount*	MAR Address / location of investment	Number of District residents employed as a direct result of this investment	Is recipient in compliance with District resident employment requirements?
2017	Construction	Construction	Ruppert Landscape,Inc.	$2,077,551	N/A	0	Yes
2017	Grant	Grant	The Bakery LLC	$25,000	N/A	0	Yes
2017	Grant	Grant	Two Macs Babershop	$50,000	N/A	0	Yes
2017	Grant	Grant	UNION KITCHEN	$50,000	N/A	0	Yes
2017	Grant	Grant	AMSTERDAM FALAFELSHOP	$4,767,698	N/A	0	Yes
2017	Grant	Grant	ANXO CIDERY & PINTXOS BAR	$50,000	N/A	0	Yes
2017	Grant	Grant	Center Stage Hair on H	$50,000	N/A	0	Yes
2017	Grant	Grant	COMPOSITION ID	$50,000	N/A	0	Yes
2017	Grant	Grant	Freehand Studios LLC	$50,000	N/A	0	Yes
2017	Grant	Grant	Grover Concepts, LLC	$50,000	N/A	0	Yes
2017	Grant	Grant	HARRAR COFFEE & ROASTERY	$50,000	N/A	0	Yes
2017	Grant	Grant	Karat Cakey	$50,000	N/A	0	Yes
2017	Grant	Grant	METRO LAB	$50,000	N/A	0	Yes
2017	Grant	Grant	Montgomery Kitchen and Bath	$50,000	N/A	0	Yes
2017	Grant	Grant	Pasian LLC	$50,000	N/A	0	Yes
2017	Grant	Grant	PO BOY JIM LLC	$4,872,100	N/A	0	Yes
2017	Grant	Grant	Spot on Dog Training	$50,000	N/A	0	Yes

Executed Agreement Date	Incentive name* (ex: name of grant or tax incentive)	Type of incentive* (ex: grant, tax abatement, loan)	Recipient name*	Incentive amount*	MAR Address / location of investment	Number of District residents employed as a direct result of this investment	Is recipient in compliance with District resident employment requirements?
2017	Grant	Grant	Walter Brown t/ a Brown's Barbershop	$50,000	N/A	0	Yes
2017	Construction	Construction	Absolute Builders, Inc.	$525,700	N/A	3	In progress
2017	Construction	Construction	Belfast DC LLC	$5,500,000	N/A	0	Yes
2017	Grant	Grant	BLANDI CHILD LEARNING CENTER	$50,000	N/A	0	Yes
2017	Grant	Grant	CHILDRENS HUT LLC	$50,000	N/A	0	Yes
2017	Construction	Construction	Ennis Electric Co	$6,750,000	N/A	4	Yes
2017	Construction	Construction	Jenson Fire Protection, Inc.	$184,000	N/A	0	Yes
2017	Grant	Grant	ALFIES	$50,000	N/A	0	Yes
2017	Non-Construction	Non-Construction	DB Grant Associates Inc	$1,624,452	N/A	2	Yes
2017	Grant	Grant	DISTRICTCRYO INC	$50,000	N/A	0	Yes
2017	Grant	Grant	HDP, LLC	$50,000	N/A	0	Yes
2017	Grant	Grant	LYDIA'S HOUSE	$50,000	N/A	0	Yes
2017	Construction	Construction	Moxy Miscellaneous Metals, LLC	$429,283	N/A	0	In progress
2017	Construction	Construction	Southland Insulators, Inc.	$188,600	N/A	0	Yes
2017	Grant	Grant	LA MANO COFFEE CO	$21,120	N/A	0	Yes

Executed Agreement Date	Incentive name* (ex: name of grant or tax incentive)	Type of incentive* (ex: grant, tax abatement, loan)	Recipient name*	Incentive amount*	MAR Address / location of investment	Number of District residents employed as a direct result of this investment	Is recipient in compliance with District resident employment requirements?
2017	Grant	Grant	MONUMENTAL COMMUNICATION	$50,000	N/A	0	Yes
2017	Non-Construction	Non-Construction	FEDERAL CITY RECOVERY SERVICES	$1,000,000	N/A	38	In progress
2017	Non-Construction	Non-Construction	IKON OFFICE SOLUTIONS	$950,000	N/A	0	In progress
2017	Construction	Construction	Keith Construction, Inc.	$1,704,039	N/A	0	Yes
2017	Non-Construction	Non-Construction	Liberty Point Behavioral Healthcare, LLC	$464,718	N/A	0	N/A
2017	Non-Construction	Non-Construction	NORTH SPRING BEHAVIORAL HEALTHCARE, INC.	$623,280	N/A	0	N/A
2017	Non-Construction	Non-Construction	B Brilliant LLC	$950,000	N/A	0	In progress
2017	Non-Construction	Non-Construction	ELLIOTT & FRANTZ INC	$916,624	N/A	0	N/A
2017	Non-Construction	Non-Construction	CONCORD PAYROLL WHARF ONE LLC	$348,000	N/A	143	In progress
2017	Non-Construction	Non-Construction	CONCORD PAYROLL WHARF TWO LLC	$348,000	N/A	99	In progress
2017	Grant	Grant	Hamel Builders, Inc.	$4,964,286	N/A	1	Yes

Executed Agreement Date	Incentive name* (ex: name of grant or tax incentive)	Type of incentive* (ex: grant, tax abatement, loan)	Recipient name*	Incentive amount*	MAR Address / location of investment	Number of District residents employed as a direct result of this investment	Is recipient in compliance with District resident employment requirements?
2017	Non-Construction	Non-Construction	MADISON MARQUETTE RETAIL SERVICE	$0	N/A	3	In progress
2017	Non-Construction	Non-Construction	RESTON LIMOUSINE & TRAVEL SERVICES	$683,363	N/A	30	In progress
2017	Non-Construction	Non-Construction	COLONIAL PARKING	$0	N/A	28	In progress
2017	Construction	Construction	Bradleigh Applications, Inc.	$985,000	N/A	2	No
2017	Construction	Construction	CB Flooring, LLC	$399,195	N/A	0	Yes
2017	Construction	Construction	GT Contracting Corporation	$119,000	N/A	2	Yes
2017	Construction	Construction	IRON FABRICATION SERVICES LLC	$1,380,000	N/A	9	Yes
2017	Construction	Construction	Mars Construction, LLC	$6,200,000	N/A	1	Yes
2017	Construction	Construction	SCCP LLC	$536,850	N/A	1	Yes
2017	Non-Construction	Non-Construction	VIO A Condominium	$108,000	N/A	0	N/A
2017	Construction	Construction	AGM Contracting Inc.	$384,300	N/A	0	Yes
2017	Construction	Construction	ALLN A MEDICAL SUPPLIES TREASURES LLC	$500,000	N/A	0	In progress

Executed Agreement Date	Incentive name* (ex: name of grant or tax incentive)	Type of incentive* (ex: grant, tax abatement, loan)	Recipient name*	Incentive amount*	MAR Address / location of investment	Number of District residents employed as a direct result of this investment	Is recipient in compliance with District resident employment requirements?
2017	Construction	Construction	Chesapeake Siding	$559,000	N/A	0	Yes
2017	Non-Construction	Non-Construction	CIGNA HEALTH AND LIFE INSURANCE COMPANY	$367,184	N/A	0	In progress
2017	Non-Construction	Non-Construction	LATIN AMERICAN YOUTH CENTER	$998,299	N/A	0	N/A
2017	Construction	Construction	Oak Tree Masonry	$1,589,000	N/A	2	Yes
2017	Construction	Construction	Schindler Elevator Corporation	$360,000	N/A	0	Yes
2017	Non-Construction	Non-Construction	School Readiness Consulting, LLC	$873,679	N/A	0	In progress
2017	Construction	Construction	Boatman and Magnani Inc.	$339,000	N/A	1	Yes
2017	Non-Construction	Non-Construction	EVIDENCE BASED ASSOCIATES	$800,000	N/A	0	N/A
2017	Non-Construction	Non-Construction	LATIN AMERICAN YOUTH CENTER	$349,944	N/A	0	In progress
2017	Construction	Construction	MERCER INC	$3,871,284	N/A	0	In progress
2017	Non-Construction	Non-Construction	Motir Services	$10,000,000	N/A	0	In progress

Executed Agreement Date	Incentive name* (ex: name of grant or tax incentive)	Type of incentive* (ex: grant, tax abatement, loan)	Recipient name*	Incentive amount*	MAR Address / location of investment	Number of District residents employed as a direct result of this investment	Is recipient in compliance with District resident employment requirements?
2017	Non-Construction	Non-Construction	Siblings Together USA	$720,000	N/A	0	N/A
2017	Non-Construction	Non-Construction	The Institute for Emotional Regulation LLC	$345,000	N/A	0	N/A
2017	Construction	Construction	C. H. Edwards, Inc.	$459,000	N/A	0	Yes
2017	Construction	Construction	LIW Ironworks Inc.	$870,000	N/A	2	Yes
2017	Construction	Construction	National Cable Construction, Inc.	$142,378	N/A	0	Yes
2017	Non-Construction	Non-Construction	YELP INC	$1,000,000	N/A	223	In progress
2017	Construction	Construction	Dynamic Contracting, Inc.	$2,019,436	N/A	1	Yes
2017	Construction	Construction	Griffin Dewatering Mid-Atlantic, LLC	$275,000	N/A	2	In progress
2017	Construction	Construction	HRGM Corporation	$3,933,698	N/A	0	In progress
2017	Construction	Construction	JOHN MORIARTY & ASSOCIATES OF VA LLC	$7,305,271	N/A	0	In progress
2017	Construction	Construction	Ridgeview Glass, Inc.	$5,380,000	N/A	0	In progress
2017	Construction	Construction	Saxon Collaborative Construction, LLC	$694,312	N/A	0	In progress

Executed Agreement Date	Incentive name* (ex: name of grant or tax incentive)	Type of incentive* (ex: grant, tax abatement, loan)	Recipient name*	Incentive amount*	MAR Address / location of investment	Number of District residents employed as a direct result of this investment	Is recipient in compliance with District resident employment requirements?
2017	Non-Construction	Non-Construction	SHARP BUSINESS SYSTEMS	$1,867,488	N/A	0	In progress
2017	Construction	Construction	The Anderson Company, LLC	$2,446,700	N/A	0	In progress
2017	Construction	Construction	A. Wash & Associates, Inc.	$270,000	N/A	0	Yes
2017	Non-Construction	Non-Construction	CHAEDROL LLC	$10,000,000	N/A	0	In progress
2017	Non-Construction	Non-Construction	CSZNET, INC.	$433,713	N/A	0	In progress
2017	Non-Construction	Non-Construction	GLOBAL INC.	$10,000,000	N/A	0	In progress
2017	Non-Construction	Non-Construction	Kline Imports Arlington, Inc	$931,443	N/A	0	In progress
2017	Non-Construction	Non-Construction	MBI HEALTH SERVICES, LLC	$971,342	N/A	0	In progress
2017	Non-Construction	Non-Construction	NCS PEARSON, INC	$919,854	N/A	0	N/A
2017	Construction	Construction	Solar Sheet Metal Inc	$395,000	N/A	1	Yes
2017	Construction	Construction	Valley Lighting, LLC	$65,775	N/A	0	Yes

Executed Agreement Date	Incentive name* (ex: name of grant or tax incentive)	Type of incentive* (ex: grant, tax abatement, loan)	Recipient name*	Incentive amount*	MAR Address / location of investment	Number of District residents employed as a direct result of this investment	Is recipient in compliance with District resident employment requirements?
2017	Construction	Construction	Berkel & Company Contractors, Inc.	$1,981,500	N/A	2	Yes
2017	Construction	Construction	Integrated Contracting Group LLC	$3,515,000	N/A	1	Yes
2017	Construction	Construction	AIW, Inc.	$932,000	N/A	0	Yes
2017	Non-Construction	Non-Construction	CDW GOVERNMENT INC	$765,780	N/A	0	In progress
2017	Non-Construction	Non-Construction	Cloud Protectors LLC	$850,000	N/A	0	In progress
2017	Non-Construction	Non-Construction	DMV IT CONSULTING PC	$10,000,000	N/A	0	In progress
2017	Non-Construction	Non-Construction	Eleanoras Enviornmental Services LLC	$500,000	N/A	0	In progress
2017	Non-Construction	Non-Construction	PMGL LLC	$10,000,000	N/A	0	In progress
2017	Non-Construction	Non-Construction	THE ROBERT BOBB GROUP, LLC	$10,000,000	N/A	0	N/A
2017	Non-Construction	Non-Construction	THE ROBERT BOBB GROUP, LLC	$950,000	N/A	0	In progress

Executed Agreement Date	Incentive name* (ex: name of grant or tax incentive)	Type of incentive* (ex: grant, tax abatement, loan)	Recipient name*	Incentive amount*	MAR Address / location of investment	Number of District residents employed as a direct result of this investment	Is recipient in compliance with District resident employment requirements?
2017	Non-Construction	Non-Construction	WASHINGTON AREA NETWORK SERVICES LLC	$10,000,000	N/A	0	In progress
2017	Construction	Construction	Continental Construction, Inc.	$644,280	N/A	0	Yes
2017	Non-Construction	Non-Construction	AVID SYSTEMS	$10,000,000	N/A	0	In progress
2017	Construction	Construction	Chiaramonte Construction Company	$764,791	N/A	0	Yes
2017	Non-Construction	Non-Construction	Great American Corporation	$975,000	N/A	0	N/A
2017	Construction	Construction	Katchmark Construction Inc	$3,081,000	N/A	2	Yes
2017	Non-Construction	Non-Construction	MOMS MEALS	$4,097,933	N/A	0	N/A
2017	Non-Construction	Non-Construction	NBB Media Solutions LLC	$900,000	N/A	0	In progress
2017	Non-Construction	Non-Construction	THE ROBERT BOBB GROUP, LLC	$750,000	N/A	0	In progress
2017	Construction	Construction	The Whiting-Turner Contracting Company	$995,300	N/A	0	Yes
2017	Construction	Construction	Wings Enterprises, Inc.	$299,820	N/A	6	Yes

Executed Agreement Date	Incentive name* (ex: name of grant or tax incentive)	Type of incentive* (ex: grant, tax abatement, loan)	Recipient name*	Incentive amount*	MAR Address / location of investment	Number of District residents employed as a direct result of this investment	Is recipient in compliance with District resident employment requirements?
2017	Construction	Construction	Telligent Masonry, LLC	$1,100,000	N/A	0	Yes
2017	Construction	Construction	Colonial Electric Company, Inc.	$3,758,000	N/A	3	Yes
2017	Construction	Construction	Gordon Contractors, Inc.	$1,102,920	N/A	0	Yes
2017	Construction	Construction	RL Harris Welding, LLC	$190,000	N/A	0	Yes
2017	Non-Construction	Non-Construction	Capitol Paving of DC Inc	$22,470,900	N/A	0	In progress
2017	Construction	Construction	Kone, Inc.	$1,399,000	N/A	0	In progress
2017	Construction	Construction	WOODLAWN MECHANICAL CONTRACTORS	$7,000,000	N/A	1	In progress
2017	Non-Construction	Non-Construction	GENTLE TOUCH	$675,000	N/A	0	N/A
2017	Non-Construction	Non-Construction	Laake Enterprise Inc dba	$2,257,326	N/A	0	N/A
2017	Construction	Construction	Marathon Building Services	$110,000	N/A	0	Yes
2017	Non-Construction	Non-Construction	New Meridian Corporation	$300,000	N/A	0	N/A

Executed Agreement Date	Incentive name* (ex: name of grant or tax incentive)	Type of incentive* (ex: grant, tax abatement, loan)	Recipient name*	Incentive amount*	MAR Address / location of investment	Number of District residents employed as a direct result of this investment	Is recipient in compliance with District resident employment requirements?
2017	Non-Construction	Non-Construction	VADOR VENTURES INC	$392,472	N/A	10	In progress
2017	Construction	Construction	J.F. Brinker and Sons Inc	$371,919	N/A	0	Yes
2017	Non-Construction	Non-Construction	KPMG LLP	$129,832,293	N/A	2	In progress
2017	Non-Construction	Non-Construction	Powell Manufacturing Industries Inc	$900,000	N/A	0	In progress
2017	Non-Construction	Non-Construction	Powell Manufacturing Industries Inc	$900,000	N/A	0	In progress
2017	Non-Construction	Non-Construction	Actrace LLC	$950,000	N/A	0	In progress
2017	Non-Construction	Non-Construction	BAKER & TAYLOR, INC.	$950,000	N/A	0	In progress
2017	Construction	Construction	Contract Carpet Systems	$449,400	N/A	0	Yes
2017	Non-Construction	Non-Construction	FRONTLINE COMMUNITY SERVICES	$1,132,069	N/A	0	N/A
2017	Non-Construction	Non-Construction	JACOBS ENGINEERING CO	$819,198	N/A	0	N/A
2017	Non-Construction	Non-Construction	Kline Imports Arlington, Inc	$316,889	N/A	0	In progress

Executed Agreement Date	Incentive name* (ex: name of grant or tax incentive)	Type of incentive* (ex: grant, tax abatement, loan)	Recipient name*	Incentive amount*	MAR Address / location of investment	Number of District residents employed as a direct result of this investment	Is recipient in compliance with District resident employment requirements?
2017	Construction	Construction	Otis Elevator Company	$1,080,000	N/A	0	Yes
2017	Construction	Construction	Otis Elevator Company	$356,000	N/A	0	No
2017	Construction	Construction	R.V. Carey's Plumbing & Heating, Inc.	$3,531,066	N/A	1	Yes
2018	Non-Construction	Non-Construction	COMMUNITY OF HOPE INC	$1,000,000	N/A	0	In progress
2018	Non-Construction	Non-Construction	Creative Information	$1,645,000	N/A	0	N/A
2018	Construction	Construction	Harkins Builders, Inc.	$7,785,154	N/A	0	Yes
2018	Non-Construction	Non-Construction	Multicorp Inc.	$400,000	N/A	12	Yes
2018	Non-Construction	Non-Construction	Multicorp Inc.	$90,000	N/A	2	In progress
2018	Construction	Construction	Long Contractor, Incorporated	$125,000	N/A	1	In progress
2018	Construction	Construction	DC Concrete	$125,000	N/A	1	In progress
2018	Construction	Construction	NorthStar	$18,593,820	N/A	4	Yes
2018	Construction	Construction	Strittmatter Metro, LLC	$1,680,000	N/A	1	Yes
2018	Non-Construction	Non-Construction	OST, INC.	$278,715	N/A	0	In progress
2018	Construction	Construction	Precision Wall Tech, Inc.	$350,175	N/A	1	No

Executed Agreement Date	Incentive name* (ex: name of grant or tax incentive)	Type of incentive* (ex: grant, tax abatement, loan)	Recipient name*	Incentive amount*	MAR Address / location of investment	Number of District residents employed as a direct result of this investment	Is recipient in compliance with District resident employment requirements?
2018	Non-Construction	Non-Construction	Dupont Computers	$950,000	N/A	0	In progress
2018	Non-Construction	Non-Construction	Keystone Newport News	$1,000,000	N/A	0	N/A
2018	Non-Construction	Non-Construction	LIBERTY HEALTHCARE CORP	$697,077	N/A	0	N/A
2018	Non-Construction	Non-Construction	Motir Services	$500,000	N/A	0	In progress
2018	Non-Construction	Non-Construction	Rustic Pathways Australia USA Inc.	$418,200	N/A	0	In progress
2018	Construction	Construction	THE HUGHES CENTER	$610,498	N/A	0	N/A
2018	Non-Construction	Non-Construction	VISION SECURITY SOLUTIONS LLC	$850,000	N/A	0	In progress
2018	Non-Construction	Non-Construction	WARD & WARD MENTAL HEALTH SERVICE	$1,100,000	N/A	0	N/A
2018	Construction	Construction	Breeden Heating and Air, Inc.	$2,487,715	N/A	0	Yes
2018	Construction	Construction	Breeden Mechanical, Inc	$2,339,000	N/A	0	Yes

Executed Agreement Date	Incentive name* (ex: name of grant or tax incentive)	Type of incentive* (ex: grant, tax abatement, loan)	Recipient name*	Incentive amount*	MAR Address / location of investment	Number of District residents employed as a direct result of this investment	Is recipient in compliance with District resident employment requirements?
2018	Construction	Construction	Potomac Waterproofing, Inc.	$222,390	N/A	0	Yes
2018	Construction	Construction	The Anderson Company, LLC	$341,200	N/A	0	Yes
2018	Construction	Construction	Triple Star Construction, Inc	$1,151,000	N/A	0	Yes
2018	Non-Construction	Non-Construction	Affinity Media Consulting LLC	$10,000,000	N/A	0	In progress
2018	Non-Construction	Non-Construction	CHAEDROL LLC	$900,000	N/A	0	In progress
2018	Non-Construction	Non-Construction	HEALTH MANAGEMENT ASSOCIATES INC	$975,000	N/A	0	N/A
2018	Non-Construction	Non-Construction	International System Marketing	$555,328	N/A	0	N/A
2018	Non-Construction	Non-Construction	Lakeland Tours LLC DBA WorldStrides	$955,060	N/A	0	N/A
2018	Non-Construction	Non-Construction	LIBERTY HEALTHCARE CORP	$2,195,592	N/A	7	In progress
2018	Non-Construction	Non-Construction	Networking Unlimited , LLC	$10,000,000	N/A	0	In progress

Executed Agreement Date	Incentive name* (ex: name of grant or tax incentive)	Type of incentive* (ex: grant, tax abatement, loan)	Recipient name*	Incentive amount*	MAR Address / location of investment	Number of District residents employed as a direct result of this investment	Is recipient in compliance with District resident employment requirements?
2018	Non-Construction	Non-Construction	OBVERSE INC.	$10,000,000	N/A	0	In progress
2018	Non-Construction	Non-Construction	PFC ASSOCIATES, LLC	$4,318,537	N/A	6	Yes
2018	Non-Construction	Non-Construction	Precision Capital Partners LLC	$10,000,000	N/A	0	In progress
2018	Non-Construction	Non-Construction	Precision Capital Partners LLC	$750,000	N/A	0	In progress
2018	Non-Construction	Non-Construction	Precision Capital Partners LLC	$500,000	N/A	0	In progress
2018	Construction	Construction	THOMAS ARCHER LLC	$611,000	N/A	4	Yes
2018	Construction	Construction	Advanced Window, Inc.	$3,800,000	N/A	0	In progress
2018	Non-Construction	Non-Construction	Bald Cypress Media LLC	$900,000	N/A	0	In progress
2018	Non-Construction	Non-Construction	BETHLEHEM HOUSE INC	$980,000	N/A	0	N/A
2018	Non-Construction	Non-Construction	DMV IT CONSULTING PC	$950,000	N/A	0	In progress
2018	Non-Construction	Non-Construction	Georgetown Technologies LLC	$479,650	N/A	0	In progress

Executed Agreement Date	Incentive name* (ex: name of grant or tax incentive)	Type of incentive* (ex: grant, tax abatement, loan)	Recipient name*	Incentive amount*	MAR Address / location of investment	Number of District residents employed as a direct result of this investment	Is recipient in compliance with District resident employment requirements?
2018	Non-Construction	Non-Construction	InnerCity Collaborative Community Development Corp	$1,991,340	N/A	0	N/A
2018	Non-Construction	Non-Construction	JMD Counseling and Therapeutic Services, LLC	$375,000	N/A	0	N/A
2018	Non-Construction	Non-Construction	L.S. Caldwell & Associates, Inc.	$900,000	N/A	0	In progress
2018	Non-Construction	Non-Construction	NFC AMENITY MANAGEMENT	$304,640	N/A	13	Yes
2018	Non-Construction	Non-Construction	Origami Risk LLC	$980,000	N/A	0	N/A
2018	Non-Construction	Non-Construction	Plexus Healthcare Systems Inc	$3,274,336	N/A	0	N/A
2018	Construction	Construction	S & R Construction	$47,082	N/A	0	Yes
2018	Construction	Construction	CB Flooring, LLC	$1,086,743	N/A	0	Yes
2018	Construction	Construction	Cochran & Mann, Inc.	$650,000	N/A	0	Yes
2018	Construction	Construction	East Coast Poured Floors, Inc.	$293,000	N/A	0	Yes
2018	Construction	Construction	E-Landscape Specialty Solutions, LLC	$678,176	N/A	0	Yes

Executed Agreement Date	Incentive name* (ex: name of grant or tax incentive)	Type of incentive* (ex: grant, tax abatement, loan)	Recipient name*	Incentive amount*	MAR Address / location of investment	Number of District residents employed as a direct result of this investment	Is recipient in compliance with District resident employment requirements?
2018	Non-Construction	Non-Construction	HRUCKUS LLC	$10,000,000	N/A	0	In progress
2018	Construction	Construction	Southland Insulators, Inc.	$381,000	N/A	0	Yes
2018	Construction	Construction	Afrand Construction Co., Inc	$350,000	N/A	0	Yes
2018	Non-Construction	Non-Construction	CAPITAL SERVICES & SUPPLIES, INC.	$950,000	N/A	0	In progress
2018	Non-Construction	Non-Construction	Community Connections	$2,500,000	N/A	0	N/A
2018	Non-Construction	Non-Construction	The Shuttle Bus Company	$818,286	N/A	0	N/A
2018	Non-Construction	Non-Construction	Truax Patient Services	$750,000	N/A	0	N/A
2018	Non-Construction	Non-Construction	FOOD AND FRIENDS INC	$950,000	N/A	28	In progress
2018	Construction	Construction	WCS Construction, LLC	$83,497,894	N/A	0	In progress
2018	Non-Construction	Non-Construction	Affinity Media Consulting LLC	$760,000	N/A	0	In progress
2018	Non-Construction	Non-Construction	AMERICAN TRAFFIC SOLUTIONS, INC.	$5,089,071	N/A	0	In progress

Executed Agreement Date	Incentive name* (ex: name of grant or tax incentive)	Type of incentive* (ex: grant, tax abatement, loan)	Recipient name*	Incentive amount*	MAR Address / location of investment	Number of District residents employed as a direct result of this investment	Is recipient in compliance with District resident employment requirements?
2018	Non-Construction	Non-Construction	COMMUNITY MULTI-SERVICE	$1,306,104	N/A	0	N/A
2018	Non-Construction	Non-Construction	DC NOIR LLC	$500,000	N/A	0	N/A
2018	Non-Construction	Non-Construction	INNOVATION LIFE SOLUTION	$1,222,454	N/A	0	N/A
2018	Non-Construction	Non-Construction	NETSOURCE INTERACTIVE INC	$25,000	N/A	0	In progress
2018	Non-Construction	Non-Construction	TOTAL CARE SERVICES INC	$394,078	N/A	0	N/A
2018	Non-Construction	Non-Construction	Yakima Supplies, Inc.	$5,000,000	N/A	0	In progress
2018	Construction	Construction	Connally Contracting Corporation	$4,148,000	N/A	0	Yes
2018	Construction	Construction	Fort Lincoln Joshua Barney Townhouse LLC	$52,435,815	N/A	0	Yes
2018	Construction	Construction	Miscellaneous Metals, Inc.	$715,000	N/A	0	Yes

Executed Agreement Date	Incentive name* (ex: name of grant or tax incentive)	Type of incentive* (ex: grant, tax abatement, loan)	Recipient name*	Incentive amount*	MAR Address / location of investment	Number of District residents employed as a direct result of this investment	Is recipient in compliance with District resident employment requirements?
2018	Non-Construction	Non-Construction	SUSTAINABLE FACILITIES MANAGEMENT SERVICES	$905,610	N/A	0	N/A
2018	Non-Construction	Non-Construction	DUKE ELLINGTON SCHOOL OF THE ARTS PROJEC	$9,659,899	N/A	0	N/A
2018	Non-Construction	Non-Construction	Dupont Computers	$10,000,000	N/A	0	In progress
2018	Non-Construction	Non-Construction	FINSBY CARE INC	$287,692	N/A	0	N/A
2018	Construction	Construction	Granite America Kitchen & Bathroom/Countertopia	$330,000	N/A	0	Yes
2018	Non-Construction	Non-Construction	Washington Humane Society	$22,825,971	N/A	0	In progress
2018	Non-Construction	Non-Construction	METRO HOMES INC	$836,757	N/A	0	N/A
2018	Non-Construction	Non-Construction	CHATTERING CHILDREN	$250,000	N/A	0	N/A

Executed Agreement Date	Incentive name* (ex: name of grant or tax incentive)	Type of incentive* (ex: grant, tax abatement, loan)	Recipient name*	Incentive amount*	MAR Address / location of investment	Number of District residents employed as a direct result of this investment	Is recipient in compliance with District resident employment requirements?
2018	Construction	Construction	East Coast Poured Floors, Inc.	$275,100	N/A	0	Yes
2018	Construction	Construction	E-Landscape Specialty Solutions, LLC	$678,176	N/A	0	Yes
2018	Non-Construction	Non-Construction	Melanie Bates Consulting LLC	$900,000	N/A	0	In progress
2018	Non-Construction	Non-Construction	Melanie Bates Consulting LLC	$500,000	N/A	0	In progress
2018	Construction	Construction	Strittmatter Metro, LLC	$1,380,000	N/A	8	In progress
2018	Non-Construction	Non-Construction	VCare, LLC	$750,000	N/A	0	In progress
2018	Non-Construction	Non-Construction	VESTED OPTIMUM COMMUNITY SERVICES	$975,000	N/A	0	N/A
2018	Construction	Construction	NVR INC	$20,864,615	N/A	0	Yes
2018	Construction	Construction	JOHN MORIARTY & ASSOCIATES OF VA LLC	$83,753,518	N/A	0	In progress
2018	Construction	Construction	RPM Construction Corp.	$3,305,000	N/A	0	Yes
2018	Construction	Construction	Allstate Flooring of DC, LLC	$485,000	N/A	0	Yes
2018	Non-Construction	Non-Construction	Aramat & Associates Inc	$10,000,000	N/A	0	In progress

Executed Agreement Date	Incentive name* (ex: name of grant or tax incentive)	Type of incentive* (ex: grant, tax abatement, loan)	Recipient name*	Incentive amount*	MAR Address / location of investment	Number of District residents employed as a direct result of this investment	Is recipient in compliance with District resident employment requirements?
2018	Non-Construction	Non-Construction	BELL ARCHITECTS, PC	$4,750,000	N/A	0	In progress
2018	Non-Construction	Non-Construction	Four Point Education Partners	$990,175	N/A	0	In progress
2018	Non-Construction	Non-Construction	LASER ART INC	$500,000	N/A	0	In progress
2018	Non-Construction	Non-Construction	Melanie Bates Consulting LLC	$10,000,000	N/A	0	In progress
2018	Non-Construction	Non-Construction	Perkins Eastman DC	$4,750,000	N/A	0	In progress
2018	Non-Construction	Non-Construction	Precision Capital Partners LLC	$400,000	N/A	0	In progress
2018	Non-Construction	Non-Construction	PROSPECTUS ENTERPRISES INC.	$950,000	N/A	0	In progress
2018	Construction	Non-Construction	TRUST CONSULTING SERVICES INC.	$10,000,000	N/A	0	In progress
2018	Construction	Construction	ADJ Sheet Metal, Inc.	$930,200	N/A	0	In progress
2018	Construction	Construction	BALFOUR BEATTY CONSTRUCTION DC LLC	$113,212,955	N/A	0	In progress
2018	Construction	Construction	Calvert Masonry, Inc.	$7,495,000	N/A	20	In progress

Executed Agreement Date	Incentive name* (ex: name of grant or tax incentive)	Type of incentive* (ex: grant, tax abatement, loan)	Recipient name*	Incentive amount*	MAR Address / location of investment	Number of District residents employed as a direct result of this investment	Is recipient in compliance with District resident employment requirements?
2018	Construction	Construction	J&W Caulking Applicators, Inc.	$429,500	N/A	0	In progress
2018	Construction	Construction	ABC Technical Solutions, Inc.	$10,000,000	N/A	0	In progress
2018	Non-Construction	Non-Construction	DESIGN ARMY LLC	$400,000	N/A	0	In progress
2018	Construction	Construction	Diverse Masonry Corporation	$534,000	N/A	0	Yes
2018	Construction	Construction	Fuentes Fire Protection LLC	$120,913	N/A	0	Yes
2018	Non-Construction	Non-Construction	INNOVATION LIFE SOLUTION	$765,748	N/A	0	N/A
2018	Construction	Construction	MCW Solutions, LLC	$336,247	N/A	0	Yes
2018	Non-Construction	Non-Construction	NMR Group, Inc.	$2,000,000	N/A	1	In progress
2018	Non-Construction	Non-Construction	ROBINSON ASSOCIATES	$900,000	N/A	0	In progress
2018	Non-Construction	Non-Construction	BRENER BUILDING MAINTENANCE	$308,400	N/A	0	In progress
2018	Non-Construction	Non-Construction	KZN Consulting Inc	$10,000,000	N/A	0	In progress

Executed Agreement Date	Incentive name* (ex: name of grant or tax incentive)	Type of incentive* (ex: grant, tax abatement, loan)	Recipient name*	Incentive amount*	MAR Address / location of investment	Number of District residents employed as a direct result of this investment	Is recipient in compliance with District resident employment requirements?
2018	Non-Construction	Non-Construction	NCS PEARSON, INC	$1,587,691	N/A	0	In progress
2018	Construction	Construction	AGM Contracting Inc.	$1,183,330	N/A	4	Yes
2018	Construction	Construction	Genco Masonry, Inc.	$565,000	N/A	0	Yes
2018	Construction	Construction	McCullough Construction, LLC	$2,700,000	N/A	0	Yes
2018	Construction	Construction	Del Metro, Inc.	$474,300	N/A	0	In progress
2018	Construction	Construction	Trusted Solutions Group, Inc.	$761,556	N/A	0	In progress
2018	Grant	Grant	CALABASH LLC	$50,000	N/A	0	Yes
2018	Grant	Grant	Capital Wing Factory, LLC	$50,000	N/A	0	Yes
2018	Grant	Grant	Duende District	$50,000	N/A	0	Yes
2018	Grant	Grant	Flaunt Group Corp	$50,000	N/A	0	Yes
2018	Grant	Grant	Fresh Cuts Barbershop	$50,000	N/A	0	Yes
2018	Grant	Grant	Gravitas NW, LLC	$50,000	N/A	9	Yes
2018	Grant	Grant	MARTINS FOODTOWN	$34,899	N/A	0	Yes
2018	Grant	Grant	MASON DIXIE BISCUIT CO.	$50,000	N/A	0	Yes
2018	Grant	Grant	PJS CUT & STYLE SALON	$46,745	N/A	0	Yes

Executed Agreement Date	Incentive name* (ex: name of grant or tax incentive)	Type of incentive* (ex: grant, tax abatement, loan)	Recipient name*	Incentive amount*	MAR Address / location of investment	Number of District residents employed as a direct result of this investment	Is recipient in compliance with District resident employment requirements?
2018	Grant	Grant	Powell Manufacturing Industries Inc	$50,000	N/A	0	Yes
2018	Grant	Grant	Reel Brothers Enterprises	$50,000	N/A	0	Yes
2018	Grant	Grant	Republic Cantina	$50,000	N/A	0	Yes
2018	Grant	Grant	Sidamo Coffee and Tee	$50,000	N/A	0	Yes
2018	Grant	Grant	UMAC WORLD INC.	$50,000	N/A	0	Yes
2018	Grant	Grant	UrbanScoop	$50,000	N/A	0	Yes
2018	Grant	Grant	WINESTOCK LLC	$50,000	N/A	0	Yes
2018	Grant	Grant	BBQ BUS	$50,000	N/A	0	Yes
2018	Grant	Grant	BUNDLE BIT LLC	$50,000	N/A	0	Yes
2018	Grant	Grant	Catherine's Kitchen, LLC	$50,000	N/A	1	Yes
2018	Grant	Grant	FIAS FABULOUS FINDS	$50,000	N/A	0	Yes
2018	Grant	Grant	Freeman's House of Styles	$50,000	N/A	0	Yes
2018	Grant	Grant	Gedera Market, LLC	$50,000	N/A	0	Yes
2018	Grant	Grant	Haute Hair, LLC	$50,000	N/A	0	Yes
2018	Grant	Grant	Howard Deli	$50,000	N/A	0	Yes
2018	Grant	Grant	IMM on 9th, LLC	$50,000	N/A	0	Yes
2018	Grant	Grant	Imm on Georgia, Inc	$50,000	N/A	0	Yes
2018	Grant	Grant	Masenphil, LLC	$50,000	N/A	0	Yes

Executed Agreement Date	Incentive name* (ex: name of grant or tax incentive)	Type of incentive* (ex: grant, tax abatement, loan)	Recipient name*	Incentive amount*	MAR Address / location of investment	Number of District residents employed as a direct result of this investment	Is recipient in compliance with District resident employment requirements?
2018	Grant	Grant	PICTURE FRAME FACTORY CORPORATION	$50,000	N/A	0	Yes
2018	Grant	Grant	PRMP	$50,000	N/A	1	Yes
2018	Grant	Grant	Raziel Bunch, Inc L'enfant Florist	$50,000	N/A	0	Yes
2018	Grant	Grant	Rise Gluten Free Bakery, LLC	$50,000	N/A	0	Yes
2018	Grant	Grant	Sunset Coffee, LLC	$50,000	N/A	2	Yes
2018	Grant	Grant	SWEAT DC	$50,000	N/A	0	Yes
2018	Grant	Grant	Beyan, LLC t/a Midtown Market	$50,000	N/A	0	Yes
2018	Grant	Grant	HABASHA MARKET & CARYOUT	$50,000	N/A	0	Yes
2018	Grant	Grant	HELEN MART LLC	$50,000	N/A	0	Yes
2018	Grant	Grant	JAM DOUNG STYLE LLC	$50,000	N/A	0	Yes
2018	Grant	Grant	JOHNNIE S FLORIS INC	$50,000	N/A	0	Yes
2018	Grant	Grant	NUMBER 1 SONS	$50,000	N/A	0	Yes
2018	Grant	Grant	Sports Performance Group	$50,000	N/A	0	Yes
2018	Grant	Grant	TASTEMAKERS	$50,000	N/A	0	Yes

Executed Agreement Date	Incentive name* (ex: name of grant or tax incentive)	Type of incentive* (ex: grant, tax abatement, loan)	Recipient name*	Incentive amount*	MAR Address / location of investment	Number of District residents employed as a direct result of this investment	Is recipient in compliance with District resident employment requirements?
2018	Grant	Grant	THREE STARS BREWING COMPANY LLC	$50,000	N/A	0	Yes
2018	Grant	Grant	Creative Grounds DC	$50,000	N/A	0	Yes
2018	Grant	Grant	DUDLEY ENTERPRISES LLC	$50,000	N/A	0	Yes
2018	Grant	Grant	Honfleur Limited	$28,135	N/A	0	Yes
2018	Grant	Grant	PAR Beauty Collection, LLC	$50,000	N/A	0	Yes
2018	Grant	Grant	Pro Cut Barbershop	$48,900	N/A	0	Yes
2018	Grant	Grant	Retsam, Inc.	$50,000	N/A	0	Yes
2018	Grant	Grant	SOLID STATE BOOKS	$50,000	N/A	0	Yes
2018	Construction	Construction	Anchor Construction Corporation	$650,000	N/A	1	In progress
2018	Construction	Construction	Continental Construction, Inc.	$506,800	N/A	0	In progress
2018	Construction	Construction	GOODWIN BROTHERS SHADES & SPECIALTIES	$1,457,120	N/A	0	In progress
2018	Non-Construction	Non-Construction	HURON CONSULTING SERVICES, LLC	$325,000	N/A	0	In progress
2018	Grant	Grant	UNIVERSAL NEWS STAND	$50,000	N/A	0	Yes

Executed Agreement Date	Incentive name* (ex: name of grant or tax incentive)	Type of incentive* (ex: grant, tax abatement, loan)	Recipient name*	Incentive amount*	MAR Address / location of investment	Number of District residents employed as a direct result of this investment	Is recipient in compliance with District resident employment requirements?
2018	Non-Construction	Non-Construction	CRADLE SYSTEMS LLC	$10,000,000	N/A	0	In progress
2018	Grant	Grant	PATRICK S PET CARE	$50,000	N/A	0	Yes
2018	Non-Construction	Non-Construction	YOUTH FOR TOMORROW	$398,708	N/A	0	In progress
2018	Non-Construction	Non-Construction	TRANSFORMATIVE SOLUTIONS INC	$249,800	N/A	0	N/A
2018	Non-Construction	Non-Construction	Affinity Media Consulting LLC	$900,000	N/A	0	In progress
2018	Construction	Construction	ACProducts, Inc.	$495,710	N/A	0	Yes
2018	Construction	Construction	Brothers Mechanical, Inc.	$4,860,000	N/A	0	Yes
2018	Construction	Construction	Continental Construction, Inc.	$1,053,600	N/A	0	In progress
2018	Construction	Construction	Manganaro Midatlantic, LLC	$4,130,000	N/A	0	Yes
2018	Construction	Construction	Overhead Door Company of Washington, DC	$115,425	N/A	0	Yes
2018	Construction	Construction	Wolf Fire Protection, Inc.	$586,000	N/A	0	Yes

Executed Agreement Date	Incentive name* (ex: name of grant or tax incentive)	Type of incentive* (ex: grant, tax abatement, loan)	Recipient name*	Incentive amount*	MAR Address / location of investment	Number of District residents employed as a direct result of this investment	Is recipient in compliance with District resident employment requirements?
2018	Non-Construction	Non-Construction	Criswell Chevrolet, Inc	$400,000	N/A	0	In progress
2018	Non-Construction	Non-Construction	FEDCAP REHABILITATION SERVICES INC	$2,130,023	N/A	16	Yes
2018	Construction	Construction	J&G Landscape Design, Inc.	$640,529	N/A	0	Yes
2018	Construction	Construction	Otis Elevator Company	$778,999	N/A	0	Yes
2018	Construction	Construction	Ainger Place Associates LLC	$27,731,711	N/A	0	In progress
2018	Non-Construction	Non-Construction	AMERICAN BUSINESS SUPPLIES	$500,000	N/A	0	In progress
2018	Construction	Construction	Chiaramonte Construction Company	$531,379	N/A	0	Yes
2018	Construction	Construction	Continental Construction, Inc.	$1,088,000	N/A	0	Yes
2018	Construction	Construction	Goel Services, Inc.	$1,554,443	N/A	0	Yes
2018	Construction	Construction	JOHNSON-LANCASTER AND ASSOCIATES, INC.	$3,460,385	N/A	0	Yes
2018	Construction	Construction	Roubin and Janeiro of Virginia, Inc.	$2,378,100	N/A	10	Yes

Executed Agreement Date	Incentive name* (ex: name of grant or tax incentive)	Type of incentive* (ex: grant, tax abatement, loan)	Recipient name*	Incentive amount*	MAR Address / location of investment	Number of District residents employed as a direct result of this investment	Is recipient in compliance with District resident employment requirements?
2018	Grant	Grant	SANDOVAN S RESTAURANT AND LOUNGE	$50,000	N/A	0	Yes
2018	Construction	Construction	Hawkins Electric Service, Inc	$7,260,000	N/A	18	In progress
2018	Construction	Construction	JOHN MORIARTY & ASSOCIATES OF VA LLC	$41,303,457	N/A	0	In progress
2018	Construction	Construction	Perkins Eastman DC	$1,884,210	N/A	0	Yes
2018	Construction	Construction	Speedy Gonzalez Plumbing Inc.	$328,650	N/A	0	Yes
2018	Construction	Construction	United General Contractors, Inc.	$1,972,685	N/A	0	In progress
2018	Non-Construction	Non-Construction	Autism Spectrum Therapies, LLC	$250,000	N/A	0	N/A
2018	Construction	Construction	Ayala's Crown Moulding, LLC	$199,804	N/A	0	Yes
2018	Construction	Construction	Budget Construction Cleaning, LLC	$117,784	N/A	0	Yes
2018	Non-Construction	Non-Construction	CAPITAL CONSULTING LLC	$10,000,000	N/A	0	In progress

Executed Agreement Date	Incentive name* (ex: name of grant or tax incentive)	Type of incentive* (ex: grant, tax abatement, loan)	Recipient name*	Incentive amount*	MAR Address / location of investment	Number of District residents employed as a direct result of this investment	Is recipient in compliance with District resident employment requirements?
2018	Construction	Construction	Centennial Builders, Inc.	$1,718,000	N/A	1	Yes
2018	Construction	Construction	Chiaramonte Construction Company	$636,646	N/A	2	Yes
2018	Non-Construction	Non-Construction	COMPASS SOLUTIONS, LLC	$289,020	N/A	0	N/A
2018	Construction	Construction	D&S Drywall, Inc.	$421,810	N/A	0	Yes
2018	Construction	Construction	EZA Construction, Inc.	$182,000	N/A	1	Yes
2018	Construction	Construction	Fence & Deck Connection, Inc.	$239,298	N/A	0	Yes
2018	Construction	Construction	Genco Masonry, Inc.	$2,800,000	N/A	2	In progress
2018	Construction	Construction	Hamilton Site Construction, Inc.	$119,888	N/A	0	Yes
2018	Construction	Construction	HICKOK COLE ARCHITECTS OF VIRGINIA INC	$932,130	N/A	1	Yes
2018	Construction	Construction	Hittite Steel, Inc.	$3,475,000	N/A	1	In progress
2018	Construction	Construction	JOHN MORIARTY & ASSOCIATES OF VA LLC	$116,696,808	N/A	0	In progress
2018	Non-Construction	Non-Construction	JOHNSON TRUCK CENTER, LL	$1,170,918	N/A	0	In progress

Executed Agreement Date	Incentive name* (ex: name of grant or tax incentive)	Type of incentive* (ex: grant, tax abatement, loan)	Recipient name*	Incentive amount*	MAR Address / location of investment	Number of District residents employed as a direct result of this investment	Is recipient in compliance with District resident employment requirements?
2018	Construction	Construction	Joseph J. Magnolia, Inc.	$183,900	N/A	0	Yes
2018	Construction	Construction	Luna Concrete Contracting, LLC	$286,560	N/A	0	Yes
2018	Construction	Construction	Nastos Construction, Inc.	$140,000	N/A	0	Yes
2018	Construction	Construction	Otis Elevator Company	$2,390,000	N/A	0	In progress
2018	Construction	Construction	Power Design, Inc.	$9,150,000	N/A	5	In progress
2018	Construction	Construction	Precision Wall Tech, Inc.	$519,987	N/A	1	Yes
2018	Construction	Construction	Synergi, LLC	$530,000	N/A	0	Yes
2018	Non-Construction	Non-Construction	TAMAH, LLC	$3,000,000	N/A	0	N/A
2018	Construction	Construction	Telligent Masonry, LLC	$537,080	N/A	0	Yes
2018	Construction	Construction	The Anderson Company, LLC	$980,000	N/A	0	Yes
2018	Construction	Construction	Unified Door and Hardware Group LLC	$1,488,431	N/A	0	In progress
2018	Construction	Construction	United General Contractors, Inc.	$1,507,426	N/A	2	Yes
2018	Construction	Construction	A&M Drywall Construction	$6,203,177	N/A	0	In progress

Executed Agreement Date	Incentive name* (ex: name of grant or tax incentive)	Type of incentive* (ex: grant, tax abatement, loan)	Recipient name*	Incentive amount*	MAR Address / location of investment	Number of District residents employed as a direct result of this investment	Is recipient in compliance with District resident employment requirements?
2018	Non-Construction	Non-Construction	ALPHATEC. PC	$4,750,000	N/A	0	In progress
2018	Construction	Construction	Andiemac Waterproofing	$918,300	N/A	0	In progress
2018	Construction	Construction	Arban & Carosi, Inc.	$1,861,000	N/A	0	In progress
2018	Construction	Construction	Ark Construction Group, Inc.	$17,245,000	N/A	0	In progress
2018	Construction	Construction	Baker DC, LLC	$20,156,000	N/A	22	In progress
2018	Construction	Construction	Brailsford and Dunlavey, Inc.	$407,684	N/A	0	Yes
2018	Construction	Construction	Commercial Roofing & Sheet Metal	$3,509,955	N/A	0	In progress
2018	Non-Construction	Non-Construction	Cura Concepts, LLC	$500,000	N/A	0	In progress
2018	Non-Construction	Non-Construction	Dantech Corporation, Inc.	$10,000,000	N/A	1	Yes
2018	Construction	Construction	E-Landscape Specialty Solutions, LLC	$195,011	N/A	0	Yes
2018	Construction	Construction	ELLISDALE CONSTRUCTION LLC	$9,694,024	N/A	0	Yes

Executed Agreement Date	Incentive name* (ex: name of grant or tax incentive)	Type of incentive* (ex: grant, tax abatement, loan)	Recipient name*	Incentive amount*	MAR Address / location of investment	Number of District residents employed as a direct result of this investment	Is recipient in compliance with District resident employment requirements?
2018	Construction	Construction	Engineered Construction Products, LTD	$10,631,887	N/A	4	Yes
2018	Non-Construction	Non-Construction	ISOM EVENTS LLC	$900,000	N/A	0	In progress
2018	Non-Construction	Non-Construction	KZN Consulting Inc	$10,000,000	N/A	0	In progress
2018	Non-Construction	Non-Construction	MCKISSACK & MCKISSACK OF WASHINGTON, INC.	$4,750,000	N/A	0	In progress
2018	Non-Construction	Non-Construction	MIMAR PONTE MELLOR OF DC ARCHITECTS & EN	$4,750,000	N/A	0	In progress
2018	Non-Construction	Non-Construction	Motir Services	$1,000,000	N/A	0	In progress
2018	Non-Construction	Non-Construction	MVS, Inc.	$808,809	N/A	0	In progress
2018	Construction	Construction	Power Design, Inc.	$7,000,000	N/A	5	In progress
2018	Non-Construction	Non-Construction	QUINN EVANS ARCHITECTS	$3,000,000	N/A	0	In progress

Executed Agreement Date	Incentive name* (ex: name of grant or tax incentive)	Type of incentive* (ex: grant, tax abatement, loan)	Recipient name*	Incentive amount*	MAR Address / location of investment	Number of District residents employed as a direct result of this investment	Is recipient in compliance with District resident employment requirements?
2018	Construction	Construction	R.B. Hinkle Construction, Inc.	$209,685	N/A	0	In progress
2018	Construction	Construction	Target Sheet Metal, Inc	$2,411,640	N/A	4	In progress
2018	Non-Construction	Non-Construction	THE IMPACT GROUP	$900,000	N/A	0	In progress
2018	Non-Construction	Non-Construction	Total Office Products, Inc.	$950,000	N/A	0	In progress
2018	Construction	Construction	VSC Fire & Security Inc	$1,227,920	N/A	0	In progress
2018	Construction	Construction	Berkel & Company Contractors, Inc.	$1,927,500	N/A	2	In progress
2018	Non-Construction	Non-Construction	BODE CELLMARK FORENSICS, INC	$3,048,107	N/A	0	In progress
2018	Construction	Construction	Connally Contracting Corporation	$387,624	N/A	7	Yes
2018	Non-Construction	Non-Construction	Ex Consultants, LLC	$950,000	N/A	0	In progress
2018	Non-Construction	Non-Construction	FEDCAP REHABILITATION SERVICES INC	$3,040,773	N/A	6	Yes
2018	Non-Construction	Non-Construction	MVS, Inc.	$950,000	N/A	0	In progress

Executed Agreement Date	Incentive name* (ex: name of grant or tax incentive)	Type of incentive* (ex: grant, tax abatement, loan)	Recipient name*	Incentive amount*	MAR Address / location of investment	Number of District residents employed as a direct result of this investment	Is recipient in compliance with District resident employment requirements?
2018	Non-Construction	Non-Construction	NATIONAL CHILDREN'S CENTER, INC.	$2,347,898	N/A	54	In progress
2018	Non-Construction	Non-Construction	NCS PEARSON, INC	$1,491,070	N/A	0	In progress
2018	Non-Construction	Non-Construction	PUBLIC PERFORMANCE MANAGEMENT, LLC	$336,217	N/A	0	N/A
2018	Construction	Construction	R.B. Hinkle Construction, Inc.	$231,934	N/A	0	Yes
2018	Non-Construction	Non-Construction	RONNIE MCGHEE AND ASSOCIATES PLLC	$4,750,000	N/A	0	In progress
2018	Construction	Construction	WCS Construction, LLC	$1,352,000	N/A	0	In progress
2018	Construction	Construction	Andiemac Waterproofing	$233,000	N/A	0	In progress
2018	Construction	Construction	Atlantic Caisson Corporation	$1,020,500	N/A	0	In progress
2018	Construction	Construction	B&M International Steel Company	$849,647	N/A	0	In progress
2018	Construction	Construction	Brothers Mechanical, Inc.	$3,870,000	N/A	0	In progress
2018	Construction	Construction	Calumet Interiors LLC	$317,915	N/A	0	Yes

Executed Agreement Date	Incentive name* (ex: name of grant or tax incentive)	Type of incentive* (ex: grant, tax abatement, loan)	Recipient name*	Incentive amount*	MAR Address / location of investment	Number of District residents employed as a direct result of this investment	Is recipient in compliance with District resident employment requirements?
2018	Construction	Construction	CYNERGY ELECTRIC COMPANY INC	$238,050	N/A	0	Yes
2018	Construction	Construction	J.S. Wagner Company	$122,028	N/A	0	Yes
2018	Construction	Construction	Joseph J. Magnolia, Inc.	$232,141	N/A	0	Yes
2018	Construction	Construction	Power Design, Inc.	$2,731,650	N/A	3	In progress
2018	Non-Construction	Non-Construction	Business Development Associates, LLC	$10,000,000	N/A	0	In progress
2018	Non-Construction	Non-Construction	COMMUNITY BRIDGE, INC.	$888,341	N/A	0	In progress
2018	Construction	Construction	Custom Engineered Opening, Inc.	$940,000	N/A	0	Yes
2018	Non-Construction	Non-Construction	DC RESIDENTIAL SERVICES INC	$322,616	N/A	0	N/A
2018	Construction	Construction	Genco Masonry, Inc.	$669,100	N/A	0	Yes
2018	Non-Construction	Non-Construction	JHP, Inc.	$3,040,773	N/A	0	N/A
2018	Non-Construction	Non-Construction	KRA Corporation	$3,040,773	N/A	0	N/A
2018	Construction	Construction	Long's Welding & Fabrication, Inc.	$242,000	N/A	0	Yes

Executed Agreement Date	Incentive name* (ex: name of grant or tax incentive)	Type of incentive* (ex: grant, tax abatement, loan)	Recipient name*	Incentive amount*	MAR Address / location of investment	Number of District residents employed as a direct result of this investment	Is recipient in compliance with District resident employment requirements?
2018	Construction	Construction	Millennium Pools and Spas, LLC	$155,000	N/A	3	Yes
2018	Construction	Construction	Saxon Collaborative Construction, LLC	$495,282	N/A	0	No
2018	Non-Construction	Non-Construction	SECURITY ASSURANCE MANAGEMENT INC	$25,736,931	N/A	247	Yes
2018	Non-Construction	Non-Construction	Sol Support LLC	$950,000	N/A	0	In progress
2018	Non-Construction	Non-Construction	SORENSON FORENSICS	$950,000	N/A	0	In progress
2018	Non-Construction	Non-Construction	SUSTAINABLE FACILITIES MANAGEMENT SERVICES	$4,497,564	N/A	1	In progress
2018	Non-Construction	Non-Construction	TCG Property Care Inc	$10,000,000	N/A	0	N/A
2018	Non-Construction	Non-Construction	VANTIX/ The Pittman Group Inc.	$879,315	N/A	0	N/A
2018	Construction	Construction	1431 E Street Cooperative Association Inc	$1,221,261	N/A	0	No

Executed Agreement Date	Incentive name* (ex: name of grant or tax incentive)	Type of incentive* (ex: grant, tax abatement, loan)	Recipient name*	Incentive amount*	MAR Address / location of investment	Number of District residents employed as a direct result of this investment	Is recipient in compliance with District resident employment requirements?
2018	Non-Construction	Non-Construction	A&T SYSTEMS INC	$950,000	N/A	0	In progress
2018	Construction	Construction	Alliance Exterior Construction, Inc.	$353,163	N/A	0	Yes
2018	Non-Construction	Non-Construction	CAREER TEAM LLC	$1,839,295	N/A	3	Yes
2018	Non-Construction	Non-Construction	CityBase, Inc.	$933,768	N/A	0	In progress
2018	Non-Construction	Non-Construction	COMMUNITY BRIDGE, INC.	$3,132,798	N/A	13	In progress
2018	Non-Construction	Non-Construction	Cura Concepts, LLC	$10,000,000	N/A	0	In progress
2018	Non-Construction	Non-Construction	DB Grant Associates, Inc.	$3,740,252	N/A	0	N/A
2018	Non-Construction	Non-Construction	GEORGETOWN UNIVERSITY	$1,392,876	N/A	0	N/A
2018	Construction	Construction	Hugee Corporation	$795,000	N/A	1	Yes
2018	Non-Construction	Non-Construction	MAXIMUS HUMAN SERVICES, INC.	$3,040,773	N/A	0	In progress
2018	Construction	Construction	Nastos Construction, Inc.	$1,261,000	N/A	0	In progress

Executed Agreement Date	Incentive name* (ex: name of grant or tax incentive)	Type of incentive* (ex: grant, tax abatement, loan)	Recipient name*	Incentive amount*	MAR Address / location of investment	Number of District residents employed as a direct result of this investment	Is recipient in compliance with District resident employment requirements?
2018	Construction	Construction	Permasteelisa North America	$25,136,000	N/A	0	In progress
2018	Construction	Construction	R.E. Robertson Plumbing & Heating, Inc.	$436,000	N/A	0	Yes
2018	Construction	Construction	RKNY Electric and Construction, LLC	$826,607	N/A	4	Yes
2018	Construction	Construction	Superior Iron Works, Inc.	$2,375,000	N/A	1	In progress
2018	Non-Construction	Non-Construction	VANTIX/ The Pittman Group Inc.	$10,000,000	N/A	0	In progress
2018	Non-Construction	Non-Construction	Wilson Dependable Service, LLC	$850,000	N/A	0	In progress
2018	Construction	Construction	Chapel Valley Landscape Company	$512,500	N/A	0	Yes
2018	Construction	Construction	Chiaramonte Construction Company	$2,956,600	N/A	1	In progress
2018	Construction	Construction	City View Redevelopment, LLC	$1,352,000	N/A	0	In progress
2018	Construction	Construction	Coakley & Williams Construction, Inc.	$1,723,000	N/A	0	Yes

Executed Agreement Date	Incentive name* (ex: name of grant or tax incentive)	Type of incentive* (ex: grant, tax abatement, loan)	Recipient name*	Incentive amount*	MAR Address / location of investment	Number of District residents employed as a direct result of this investment	Is recipient in compliance with District resident employment requirements?
2018	Construction	Construction	Dynalectric Company	$8,011,500	N/A	0	In progress
2018	Construction	Construction	Moretrench American Corporation	$127,900	N/A	0	In progress
2018	Non-Construction	Non-Construction	Multicorp Inc.	$71,352	N/A	2	Yes
2018	Construction	Construction	PAIGE INDUSTRIAL SERVICES INC	$1,107,400	N/A	1	Yes
2018	Construction	Construction	PAIGE INDUSTRIAL SERVICES INC	$367,271	N/A	2	Yes
2018	Construction	Construction	Tenelec Inc	$5,500,000	N/A	0	In progress
2018	Construction	Construction	The Keystone Plus Construction Company	$1,231,485	N/A	1	Yes
2018	Non-Construction	Non-Construction	ADMIRAL SECURITY SERVICES	$246,000	N/A	8	In progress
2018	Construction	Construction	ALTA Waterproofing, LLC	$184,050	N/A	0	Yes
2018	Construction	Construction	ALTERNATIVES RENEWABLE SOLUTIONS	$1,400,000	N/A	2	Yes

Executed Agreement Date	Incentive name* (ex: name of grant or tax incentive)	Type of incentive* (ex: grant, tax abatement, loan)	Recipient name*	Incentive amount*	MAR Address / location of investment	Number of District residents employed as a direct result of this investment	Is recipient in compliance with District resident employment requirements?
2018	Construction	Construction	CAMERON BUILDING ENVELOPE SPECIALISTS LL	$255,000	N/A	0	Yes
2018	Non-Construction	Non-Construction	COMPLETE BUILDING SERVICES	$349,411	N/A	4	In progress
2018	Construction	Construction	Floors, Etc.	$1,770,000	N/A	0	Yes
2018	Construction	Construction	MCN Build	$742,576	N/A	0	Yes
2018	Construction	Construction	PAIGE INDUSTRIAL SERVICES INC	$781,125	N/A	0	Yes
2018	Construction	Construction	SIGNATURE SCIENCE, LLC	$2,241,387	N/A	0	N/A
2018	Construction	Construction	THE BRIGHTWOOD GARDENS COOPERATIVE	$2,919,059	N/A	0	No
2018	Construction	Construction	The Miller Clapperton Partnership	$1,591,000	N/A	0	Yes
2018	Construction	Construction	United 2nd Street Cooperative	$2,633,306	N/A	0	In progress
2018	Construction	Construction	United General Contractors, Inc.	$1,045,450	N/A	0	Yes
2018	Construction	Construction	WKM SOLUTIONS LLC	$345,085	N/A	0	Yes

Executed Agreement Date	Incentive name* (ex: name of grant or tax incentive)	Type of incentive* (ex: grant, tax abatement, loan)	Recipient name*	Incentive amount*	MAR Address / location of investment	Number of District residents employed as a direct result of this investment	Is recipient in compliance with District resident employment requirements?
2018	Non-Construction	Non-Construction	ADIRONDACK TREE EXPERT	$2,918,125	N/A	0	In progress
2018	Non-Construction	Non-Construction	AVID SYSTEMS	$632,200	N/A	0	In progress
2018	Non-Construction	Non-Construction	BAZILIO COBB ASSOCIATES PC	$5,089,071	N/A	0	In progress
2018	Non-Construction	Non-Construction	C&D TREE SERVICE	$2,500,000	N/A	0	In progress
2018	Construction	Construction	Commonwealth Wall Systems, LLC	$5,675,000	N/A	2	Yes
2018	Construction	Construction	Eagle Construction Solutions, LLC	$245,714	N/A	1	Yes
2018	Non-Construction	Non-Construction	EXCEL TREE EXPERT COMPANY, INC.	$2,000,000	N/A	0	In progress
2018	Non-Construction	Non-Construction	LIFELINE, INC	$507,411	N/A	0	N/A
2018	Non-Construction	Non-Construction	Multi-Therapeutic Services Inc	$1,068,302	N/A	0	In progress
2018	Construction	Construction	Seal Caulking & Waterproofing, LLC	$320,000	N/A	7	Yes

Executed Agreement Date	Incentive name* (ex: name of grant or tax incentive)	Type of incentive* (ex: grant, tax abatement, loan)	Recipient name*	Incentive amount*	MAR Address / location of investment	Number of District residents employed as a direct result of this investment	Is recipient in compliance with District resident employment requirements?
2018	Non-Construction	Non-Construction	Wilson Dependable Service, LLC	$500,000	N/A	0	In progress
2018	Construction	Construction	DAYLILY LANDSCAPING LLC	$950,000	N/A	0	In progress
2018	Non-Construction	Non-Construction	ICI SYSTEMS, INC.	$950,000	N/A	0	In progress
2018	Construction	Construction	PENHALL COMPANY	$321,158	N/A	0	Yes
2018	Non-Construction	Non-Construction	PERFORMANCE MANAGEMENT SERVICES, LLC	$1,155,300	N/A	19	In progress
2018	Non-Construction	Non-Construction	PROJECT RE-DIRECT INC	$761,546	N/A	0	N/A
2018	Construction	Construction	Regional Contracting Services	$1,957,483	N/A	7	Yes
2018	Non-Construction	Non-Construction	ABM ON-SITE SERVICES	$281,159	N/A	1	In progress
2018	Construction	Construction	HRGM Corporation	$460,427	N/A	0	Yes
2018	Non-Construction	Non-Construction	FORT MYER CONSTRUCTION CORP	$1,074,225	N/A	0	In progress
2018	Construction	Construction	Mogoo, Inc.	$309,344	N/A	2	Yes

Executed Agreement Date	Incentive name* (ex: name of grant or tax incentive)	Type of incentive* (ex: grant, tax abatement, loan)	Recipient name*	Incentive amount*	MAR Address / location of investment	Number of District residents employed as a direct result of this investment	Is recipient in compliance with District resident employment requirements?
2018	Non-Construction	Non-Construction	RWD CONSULTING	$4,984,899	N/A	0	In progress
2018	Construction	Construction	S A COMUNALE CO INC	$1,068,000	N/A	0	No
2018	Construction	Construction	Atlantic Aluminum Products	$239,542	N/A	0	Yes
2018	Construction	Construction	Baker DC, LLC	$8,200,000	N/A	0	Yes
2018	Construction	Construction	Bolimex Construction	$400,000	N/A	0	Yes
2018	Construction	Construction	Capitol Paving of DC Inc	$8,357,291	N/A	0	In progress
2018	Non-Construction	Non-Construction	FLEETPRO INC	$950,000	N/A	0	In progress
2018	Construction	Construction	GOODWIN BROTHERS SHADES & SPECIALTIES	$419,000	N/A	0	Yes
2018	Non-Construction	Non-Construction	KEY GLOBAL SYNERGIES INC.	$900,000	N/A	0	In progress
2018	Construction	Construction	L Arte Della Cucina	$1,040,647	N/A	0	Yes
2018	Construction	Construction	Otis Elevator Company	$539,500	N/A	1	Yes
2018	Non-Construction	Non-Construction	PROFESSIONAL TECHNICIANS INC	$950,000	N/A	0	In progress
2018	Construction	Construction	Telligent Masonry, LLC	$1,140,000	N/A	2	Yes

Executed Agreement Date	Incentive name* (ex: name of grant or tax incentive)	Type of incentive* (ex: grant, tax abatement, loan)	Recipient name*	Incentive amount*	MAR Address / location of investment	Number of District residents employed as a direct result of this investment	Is recipient in compliance with District resident employment requirements?
2018	Industrial Revenue	Industrial Revenue Bonds (IRB)	SPECTRUM MANAGEMENT, LLC	$15,764,028	N/A	13	Yes
2018	Non-Construction	Non-Construction	SPECTRUM MANAGEMENT, LLC	$5,225,771	N/A	0	In progress
2018	Non-Construction	Non-Construction	SPECTRUM MANAGEMENT, LLC	$4,872,685	N/A	1	In progress
2018	Non-Construction	Non-Construction	SPECTRUM MANAGEMENT, LLC	$3,598,719	N/A	1	In progress
2018	Non-Construction	Non-Construction	SPECTRUM MANAGEMENT, LLC	$2,154,325	N/A	2	In progress
2018	Non-Construction	Non-Construction	ANCHOR MENTAL HEALTH ASSOCIATION, INC.	$2,500,000	N/A	0	In progress
2018	Construction	Construction	Big Stuff, Inc.	$130,000	N/A	0	In progress
2018	Non-Construction	Non-Construction	COMMUNITY MANAGEMENT CORP	$108,000	N/A	0	In progress
2018	Construction	Construction	HRGM Corporation	$2,724,644	N/A	0	Yes
2018	Non-Construction	Non-Construction	Immediate Mailing Services Inc.	$950,000	N/A	0	In progress

Executed Agreement Date	Incentive name* (ex: name of grant or tax incentive)	Type of incentive* (ex: grant, tax abatement, loan)	Recipient name*	Incentive amount*	MAR Address / location of investment	Number of District residents employed as a direct result of this investment	Is recipient in compliance with District resident employment requirements?
2018	Non-Construction	Non-Construction	MBB AFFILIATES LLC	$1,386,376	N/A	3	In progress
2018	Construction	Construction	POS Construction Inc.	$518,495	N/A	1	Yes
2018	Construction	Construction	The Keystone Plus Construction Company	$1,450,000	N/A	0	Yes
2018	Construction	Construction	The Keystone Plus Construction Company	$1,378,096	N/A	0	Yes
2018	Construction	Construction	The Keystone Plus Construction Company	$903,534	N/A	1	Yes
2018	Construction	Construction	USA Construction Services, Inc	$1,000,000	N/A	0	Yes
2018	Construction	Construction	WKM SOLUTIONS LLC	$498,560	N/A	0	Yes
2018	Construction	Construction	BARTLETT EXTERIORS	$625,200	N/A	0	Yes
2018	Non-Construction	Non-Construction	WASHINGTON LITERACY CENTER	$2,130,023	N/A	0	N/A
2018	Non-Construction	Non-Construction	JDC CONSTRUCTION	$373,332	N/A	0	N/A
2018	Non-Construction	Non-Construction	RSC ELECTRICAL and MECHANICAL CONTRACTORS, INC.	$4,017,883	N/A	1	In progress

Executed Agreement Date	Incentive name* (ex: name of grant or tax incentive)	Type of incentive* (ex: grant, tax abatement, loan)	Recipient name*	Incentive amount*	MAR Address / location of investment	Number of District residents employed as a direct result of this investment	Is recipient in compliance with District resident employment requirements?
2018	Non-Construction	Non-Construction	DC CENTRAL KITCHEN	$5,779,118	N/A	3	In progress
2018	Non-Construction	Non-Construction	FUTURES HEALTHCORE	$2,115,000	N/A	0	N/A
2018	Construction	Construction	JEROME L TAYLOR	$100,300	N/A	1	Yes
2018	Non-Construction	Non-Construction	RAMSELL CORPORATION	$2,500,000	N/A	0	N/A
2018	Construction	Construction	TRINITY II CORP	$434,804	N/A	0	Yes
2018	Construction	Construction	GENESYS IMPACT LLC	$1,121,295	N/A	0	Yes
2018	Non-Construction	Non-Construction	Capitol Standard LLC	$900,000	N/A	0	In progress
2018	Construction	Construction	Chesapeake Siding	$559,000	N/A	0	Yes
2018	Non-Construction	Non-Construction	COALITION FOR THE HOMELESS	$4,037,313	N/A	0	In progress
2018	Non-Construction	Non-Construction	THE IMPACT GROUP	$322,305	N/A	0	N/A
2018	Non-Construction	Non-Construction	Sydell Hotels LLC	$400,000	N/A	172	Yes
2018	Non-Construction	Non-Construction	CONTEMPORARY FAMILY SERVICES	$1,094,076	N/A	0	N/A

Executed Agreement Date	Incentive name* (ex: name of grant or tax incentive)	Type of incentive* (ex: grant, tax abatement, loan)	Recipient name*	Incentive amount*	MAR Address / location of investment	Number of District residents employed as a direct result of this investment	Is recipient in compliance with District resident employment requirements?
2018	Non-Construction	Non-Construction	MILESTONE THERAPEUTIC SERVICES	$3,014,396	N/A	0	N/A
2018	Non-Construction	Non-Construction	Business Development Associates, LLC	$100,000	N/A	0	In progress
2018	Non-Construction	Non-Construction	ICI SYSTEMS, INC.	$285,128	N/A	0	In progress
2018	Construction	Construction	Clemons Builders, Inc.	$6,693,311	N/A	0	Yes
2018	Construction	Construction	National Remodeling & Design, Inc.	$325,000	N/A	0	Yes
2018	Construction	Construction	POS Construction Inc.	$604,000	N/A	0	Yes
2018	Construction	Construction	RKNY Electric and Construction, LLC	$850,000	N/A	4	Yes
2018	Construction	Construction	HAR Construction	$379,999	N/A	0	Yes
2018	Construction	Construction	JCM Associates, Inc.	$7,000,000	N/A	7	In progress
2018	Construction	Construction	JCM Associates, Inc.	$8,200,000	N/A	7	Yes
2018	Construction	Construction	JOHN MORIARTY & ASSOCIATES OF VA LLC	$32,268,910	N/A	0	Yes
2018	Construction	Construction	B. Frank Joy LLC	$338,500	N/A	0	No
2018	Construction	Construction	CIP Finishes, Inc.	$322,995	N/A	0	Yes
2018	Construction	Construction	FORT MYER CONSTRUCTION CORP	$9,936,230	N/A	0	In progress

Executed Agreement Date	Incentive name* (ex: name of grant or tax incentive)	Type of incentive* (ex: grant, tax abatement, loan)	Recipient name*	Incentive amount*	MAR Address / location of investment	Number of District residents employed as a direct result of this investment	Is recipient in compliance with District resident employment requirements?
2018	Construction	Construction	M&M Appliance Sales and Service, Inc.	$715,005	N/A	0	Yes
2018	Construction	Construction	Broughton Construction Company, LLC	$598,800	N/A	0	N/A
2018	Non-Construction	Non-Construction	All You Need Personnel	$733,093	N/A	0	In progress
2018	Non-Construction	Non-Construction	COMPLETE BUILDING SERVICES	$2,244,807	N/A	1	In progress
2018	Non-Construction	Non-Construction	CRISWELL CHRYSLER DODGE JEEP	$400,000	N/A	0	In progress
2018	Construction	Construction	Gordon Contractors, Inc.	$2,525,000	N/A	0	In progress
2018	Non-Construction	Non-Construction	HARD LIGHT CONSULTING GROUP LLC	$900,000	N/A	0	In progress
2018	Non-Construction	Non-Construction	HARD LIGHT CONSULTING GROUP LLC	$850,000	N/A	0	In progress
2018	Non-Construction	Non-Construction	Jones Lang LaSalle Americas	$500,000	N/A	0	In progress

Executed Agreement Date	Incentive name* (ex: name of grant or tax incentive)	Type of incentive* (ex: grant, tax abatement, loan)	Recipient name*	Incentive amount*	MAR Address / location of investment	Number of District residents employed as a direct result of this investment	Is recipient in compliance with District resident employment requirements?
2018	Non-Construction	Non-Construction	PowerSchool Group LLC	$667,775	N/A	0	In progress
2018	Non-Construction	Non-Construction	SPECTRUM MANAGEMENT, LLC	$8,900,000	N/A	1	In progress
2018	Construction	Construction	TSI Architectural Metals Inc.	$10,390,000	N/A	10	In progress
2018	Non-Construction	Non-Construction	ADC MANAGEMENT SOLUTION	$305,124	N/A	0	In progress
2018	Non-Construction	Non-Construction	Capital Area Building Solutions Group LLC	$732,918	N/A	0	N/A
2018	Non-Construction	Non-Construction	Chiaramonte Construction Company	$305,641	N/A	0	In progress
2018	Non-Construction	Non-Construction	F&L Construction	$4,396,054	N/A	0	In progress
2018	Non-Construction	Non-Construction	F&L Construction	$3,500,682	N/A	0	In progress
2018	Non-Construction	Non-Construction	F&L Construction	$543,434	N/A	0	In progress
2018	Non-Construction	Non-Construction	G-SIDA GENERAL SERVICES	$586,421	N/A	0	N/A

Executed Agreement Date	Incentive name* (ex: name of grant or tax incentive)	Type of incentive* (ex: grant, tax abatement, loan)	Recipient name*	Incentive amount*	MAR Address / location of investment	Number of District residents employed as a direct result of this investment	Is recipient in compliance with District resident employment requirements?
2018	Non-Construction	Non-Construction	MVS, Inc.	$10,000,000	N/A	0	In progress
2018	Non-Construction	Non-Construction	R & R JANITORIAL	$6,636,759	N/A	0	In progress
2018	Non-Construction	Non-Construction	R & R JANITORIAL	$6,449,381	N/A	0	In progress
2018	Non-Construction	Non-Construction	TRUSTED HEALTH PLAN	$865,286,442	N/A	30	In progress
2018	Non-Construction	Non-Construction	TURNAROUND FOR CHILDREN INC	$150,000	N/A	0	N/A
2018	Non-Construction	Non-Construction	Bread 'n' Butter Advertising	$400,000	N/A	0	In progress
2018	Construction	Construction	Chesapeake Sprinkler Company	$483,285	N/A	0	Yes
2018	Non-Construction	Non-Construction	CLEAN TEAM JANITORIAL SERVICE	$967,767	N/A	0	N/A
2018	Non-Construction	Non-Construction	CORE DC LLC	$14,178,960	N/A	15	In progress
2018	Non-Construction	Non-Construction	FRIENDSHIP PLACE	$518,231	N/A	0	N/A

Executed Agreement Date	Incentive name* (ex: name of grant or tax incentive)	Type of incentive* (ex: grant, tax abatement, loan)	Recipient name*	Incentive amount*	MAR Address / location of investment	Number of District residents employed as a direct result of this investment	Is recipient in compliance with District resident employment requirements?
2018	Non-Construction	Non-Construction	HAYAT BROWN LLC	$1,351,300	N/A	0	N/A
2018	Non-Construction	Non-Construction	HILLCREST CHILDREN AND FAMILY CENTER	$3,846,242	N/A	0	N/A
2018	Non-Construction	Non-Construction	INFOMC,INC.	$646,296	N/A	0	In progress
2018	Non-Construction	Non-Construction	Life Deeds, Inc.	$2,652,000	N/A	10	Yes
2018	Non-Construction	Non-Construction	Total Kitchen Care LLC	$314,640	N/A	0	N/A
2018	Non-Construction	Non-Construction	WASHINGTON DC ECONOMIC PARTNERSHIP	$3,000,000	N/A	0	In progress
2018	Non-Construction	Non-Construction	CLEAN AND SOBER STREETS	$2,500,000	N/A	0	In progress
2018	Non-Construction	Non-Construction	COMMUNITY OF HOPE INC	$990,000	N/A	56	Yes
2018	Non-Construction	Non-Construction	DB Grant Associates Inc	$1,624,452	N/A	0	N/A
2018	Non-Construction	Non-Construction	SOUSOU Investment Solutions	$500,000	N/A	0	In progress

Executed Agreement Date	Incentive name* (ex: name of grant or tax incentive)	Type of incentive* (ex: grant, tax abatement, loan)	Recipient name*	Incentive amount*	MAR Address / location of investment	Number of District residents employed as a direct result of this investment	Is recipient in compliance with District resident employment requirements?
2018	Construction	Construction	Admiral Construction, LLC	$385,157	N/A	0	Yes
2018	Construction	Construction	Atlantic Aluminum Products	$41,225	N/A	0	Yes
2018	Construction	Construction	B&M International Steel Company	$988,039	N/A	1	In progress
2018	Construction	Construction	B. Frank Joy LLC	$486,200	N/A	0	Yes
2018	Construction	Construction	C & L Metal Glass, Inc.	$139,250	N/A	0	Yes
2018	Construction	Construction	C&R Carpentry, Inc.	$175,303	N/A	2	Yes
2018	Construction	Construction	Churchville Tile and Marble	$505,000	N/A	0	Yes
2018	Construction	Construction	D.H. Kim Enterprises, Inc.	$510,000	N/A	0	Yes
2018	Construction	Construction	East Coast Poured Floors, Inc.	$182,000	N/A	0	Yes
2018	Construction	Construction	Hugee Corporation	$1,068,538	N/A	0	Yes
2018	Construction	Construction	McDonough Elevators Sales & Rentals	$131,437	N/A	0	Yes
2018	Construction	Construction	R.B. Hinkle Construction, Inc.	$163,000	N/A	0	In progress
2018	Construction	Construction	ResponseTech Inc.	$154,795	N/A	0	Yes

Executed Agreement Date	Incentive name* (ex: name of grant or tax incentive)	Type of incentive* (ex: grant, tax abatement, loan)	Recipient name*	Incentive amount*	MAR Address / location of investment	Number of District residents employed as a direct result of this investment	Is recipient in compliance with District resident employment requirements?
2018	Construction	Construction	Rockville Interiors & Fabrics	$124,800	N/A	0	Yes
2018	Construction	Construction	Salco Mechanical Contractors	$2,527,923	N/A	1	In progress
2018	Construction	Construction	Service Glass Industries	$5,464,750	N/A	0	In progress
2018	Construction	Construction	Strickland Fire Protection Inc	$2,837,000	N/A	0	In progress
2018	Construction	Construction	Telligent Masonry, LLC	$405,000	N/A	0	In progress
2018	Construction	Construction	VSC Fire & Security Inc	$363,950	N/A	0	In progress
2018	Construction	Construction	Advanced Window, Inc.	$1,517,910	N/A	0	Yes
2018	Construction	Construction	ELLISDALE CONSTRUCTION LLC	$10,728,442	N/A	0	In progress
2018	Construction	Construction	Pantera Management Group LLC	$202,100	N/A	0	Yes
2018	Construction	Construction	Steel Fab	$5,480,000	N/A	0	Yes
2018	Non-Construction	Non-Construction	VANTIX/ The Pittman Group Inc.	$573,029	N/A	0	In progress
2018	Non-Construction	Non-Construction	CH2M HILL INC	$458,218	N/A	0	In progress
2018	Non-Construction	Non-Construction	Magnificus Corporation	$508,918	N/A	0	In progress

Executed Agreement Date	Incentive name* (ex: name of grant or tax incentive)	Type of incentive* (ex: grant, tax abatement, loan)	Recipient name*	Incentive amount*	MAR Address / location of investment	Number of District residents employed as a direct result of this investment	Is recipient in compliance with District resident employment requirements?
2018	Non-Construction	Non-Construction	SUSTAINABLE FACILITIES MANAGEMENT SERVICES	$926,396	N/A	3	In progress
2018	Construction	Construction	Centennial Builders, Inc.	$875,000	N/A	1	Yes
2018	Construction	Construction	Schuster Concrete Construction	$17,195,000	N/A	0	In progress
2018	Construction	Construction	Absolute Builders, Inc.	$521,300	N/A	0	In progress
2018	Construction	Construction	Belfast DC LLC	$19,158,750	N/A	18	In progress
2018	Construction	Construction	Ben_E Group Cooperative Association Inc	$2,517,596	N/A	0	N/A
2018	Construction	Construction	Nastos Construction, Inc.	$567,446	N/A	0	In progress
2018	Construction	Construction	Prospect Waterproofing Co.	$2,420,000	N/A	0	In progress
2018	Construction	Construction	Trusted Solutions Group, Inc.	$2,314,000	N/A	0	In progress
2018	Construction	Construction	BREAD FOR THE CITY	$3,600,000	N/A	0	In progress

Executed Agreement Date	Incentive name* (ex: name of grant or tax incentive)	Type of incentive* (ex: grant, tax abatement, loan)	Recipient name*	Incentive amount*	MAR Address / location of investment	Number of District residents employed as a direct result of this investment	Is recipient in compliance with District resident employment requirements?
2018	Construction	Construction	Chiaramonte Construction Company	$339,579	N/A	0	No
2018	Construction	Construction	City Construction, LLC	$1,299,412	N/A	0	N/A
2018	Construction	Construction	COLUMBIA ENTERPRISES INC	$497,877	N/A	0	No
2018	Construction	Construction	HRGM Corporation	$2,508,738	N/A	0	Yes
2018	Construction	Construction	Liberty Place Apartments LLC	$9,248,431	N/A	0	In progress
2018	Construction	Construction	NVS CONSTRUCTION COMPANY	$1,216,100	N/A	0	N/A
2018	Construction	Construction	Reyes Air Solutions Inc	$258,000	N/A	0	Yes
2018	Construction	Construction	SIMON CONSTRUCTION & DEVELOPMENT CORP	$1,360,232	N/A	0	N/A
2018	Construction	Construction	WINMAR INC	$8,990,159	N/A	0	Yes
2018	Construction	Construction	Interior Specialists, Inc.	$6,392,700	N/A	0	In progress
2018	Non-Construction	Non-Construction	BOWIE-GRIDLEY ARCHITECTS	$373,238	N/A	0	N/A
2018	Non-Construction	Non-Construction	GLOBAL ENGINEERING SOLUTIONS OF WDC PC	$373,198	N/A	0	In progress
2018	Non-Construction	Non-Construction	JEROME L TAYLOR	$433,000	N/A	3	In progress

Executed Agreement Date	Incentive name* (ex: name of grant or tax incentive)	Type of incentive* (ex: grant, tax abatement, loan)	Recipient name*	Incentive amount*	MAR Address / location of investment	Number of District residents employed as a direct result of this investment	Is recipient in compliance with District resident employment requirements?
2018	Non-Construction	Non-Construction	Lucky Dog, LLC	$16,632,000	N/A	3	In progress
2018	Construction	Construction	Appliance Replacement Inc.	$163,000	N/A	0	Yes
2018	Non-Construction	Non-Construction	Cunningham Quill Architects, PLLC	$959,569	N/A	1	Yes
2018	Construction	Construction	Broughton Construction Company, LLC	$1,591,000	N/A	0	Yes
2018	Construction	Construction	Fort Myer Construction Corporation	$90,923,561	N/A	0	N/A
2018	Non-Construction	Non-Construction	KATCO ASSOCIATES INCORPORATED	$303,556	N/A	0	In progress
2018	Non-Construction	Non-Construction	KBM Management	$550,000	N/A	0	In progress
2018	Non-Construction	Non-Construction	Lewis & Ellis, Inc.	$148,375	N/A	0	N/A
2018	Construction	Construction	Otis Elevator Company	$1,270,000	N/A	0	In progress
2018	Non-Construction	Non-Construction	Sorg and Associates, PC	$711,500	N/A	0	In progress
2018	Non-Construction	Non-Construction	MELMARK INC	$673,521	N/A	0	N/A

Executed Agreement Date	Incentive name* (ex: name of grant or tax incentive)	Type of incentive* (ex: grant, tax abatement, loan)	Recipient name*	Incentive amount*	MAR Address / location of investment	Number of District residents employed as a direct result of this investment	Is recipient in compliance with District resident employment requirements?
2018	Non-Construction	Non-Construction	MITCHELL INTERNATIONAL INC	$650,000	N/A	0	In progress
2018	Non-Construction	Non-Construction	VANTIX/ The Pittman Group Inc.	$543,434	N/A	0	In progress
2018	Non-Construction	Non-Construction	FORT MYER CONSTRUCTION CORP	$65,190,110	N/A	0	In progress
2018	Non-Construction	Non-Construction	SUSTAINABLE FACILITIES MANAGEMENT SERVICES	$74,054,322	N/A	0	N/A
2018	Non-Construction	Non-Construction	The National Center for Children and Families	$3,936,309	N/A	15	In progress
2018	Construction	Construction	Design House Kitchens & Appliances, LLC	$380,879	N/A	0	Yes
2018	Construction	Construction	STRUCTURAL PRESERVATIONS LLC	$3,085,839	N/A	0	Yes
2018	Non-Construction	Non-Construction	TRICORE SYSTEMS	$662,364	N/A	0	N/A
2018	Construction	Construction	Engineered Construction Products, LTD	$3,134,945	N/A	0	In progress

Executed Agreement Date	Incentive name* (ex: name of grant or tax incentive)	Type of incentive* (ex: grant, tax abatement, loan)	Recipient name*	Incentive amount*	MAR Address / location of investment	Number of District residents employed as a direct result of this investment	Is recipient in compliance with District resident employment requirements?
2018	Construction	Construction	MORAN COVENTRY LIGHTING ASSOCIATES	$117,500	N/A	0	Yes
2018	Non-Construction	Non-Construction	MINDFINDERS, INC.	$565,656	N/A	0	N/A
2018	Non-Construction	Non-Construction	MINDFINDERS, INC.	$329,617	N/A	0	In progress
2018	Non-Construction	Non-Construction	Conrad Management LLC	$2,000,000	N/A	239	In progress
2018	Construction	Construction	Capitol Hill Cohousing, LLC	$11,950,265	N/A	0	N/A
2018	Construction	Construction	EC Lyon Electric Company	$824,427	N/A	2	Yes
2018	Construction	Construction	Allstate Flooring of DC, LLC	$340,434	N/A	0	Yes
2018	Construction	Construction	DEMCO INC.	$3,500,000	N/A	0	No
2018	Construction	Construction	Prospect Waterproofing Co.	$4,360,000	N/A	0	In progress
2018	Construction	Construction	The Keystone Plus Construction Company	$363,254	N/A	1	Yes
2018	Construction	Construction	The Keystone Plus Construction Company	$358,407	N/A	0	Yes

Executed Agreement Date	Incentive name* (ex: name of grant or tax incentive)	Type of incentive* (ex: grant, tax abatement, loan)	Recipient name*	Incentive amount*	MAR Address / location of investment	Number of District residents employed as a direct result of this investment	Is recipient in compliance with District resident employment requirements?
2018	Construction	Construction	The Keystone Plus Construction Company	$350,786	N/A	0	Yes
2018	Construction	Construction	DR Construction & Consulting, Inc.	$4,835,000	N/A	32	In progress
2018	Construction	Construction	DR Construction & Consulting, Inc.	$2,656,500	N/A	5	In progress
2018	Construction	Construction	CIP Finishes, Inc.	$322,995	N/A	0	Yes
2018	Construction	Construction	Hugee Corporation	$890,160	N/A	2	Yes
2018	Construction	Construction	Providence Construction, Inc.	$508,950	N/A	0	Yes
2018	Construction	Construction	Breeden Heating and Air, Inc.	$2,133,469	N/A	0	Yes
2018	Construction	Construction	C&G Carpentry Services, Inc.	$1,115,000	N/A	0	Yes
2018	Construction	Construction	Cameron Insulation, LLC	$325,000	N/A	0	Yes
2018	Construction	Construction	Immediate Mailing Services Inc.	$999,726	N/A	0	In progress
2018	Construction	Construction	Jefferson Millwork & Design, Inc.	$760,700	N/A	0	Yes
2018	Non-Construction	Non-Construction	KEYW CORPORATION	$592,660	N/A	0	N/A

Executed Agreement Date	Incentive name* (ex: name of grant or tax incentive)	Type of incentive* (ex: grant, tax abatement, loan)	Recipient name*	Incentive amount*	MAR Address / location of investment	Number of District residents employed as a direct result of this investment	Is recipient in compliance with District resident employment requirements?
2018	Construction	Construction	Washington Fire Protection Engineering	$915,000	N/A	0	Yes
2018	Construction	Construction	Chiaramonte Construction Company	$466,000	N/A	0	Yes
2018	Construction	Construction	E-Landscape Specialty Solutions, LLC	$197,539	N/A	0	Yes
2018	Non-Construction	Non-Construction	LIBERTY HEALTHCARE CORP	$7,541,177	N/A	0	In progress
2018	Construction	Construction	MAC Products Company, Inc.	$399,332	N/A	0	Yes
2018	Non-Construction	Non-Construction	NETWORKING FOR FUTURE, INC.	$10,000,000	N/A	0	In progress
2018	Construction	Construction	Otis Elevator Company	$954,450	N/A	0	In progress
2018	Construction	Construction	Schuster Concrete Construction	$4,430,000	N/A	0	In progress
2018	Construction	Construction	Strittmatter Metro, LLC	$560,000	N/A	0	In progress
2018	Construction	Construction	Tier 1, LLC	$675,000	N/A	3	Yes
2018	Construction	Construction	Centennial Builders, Inc.	$2,219,000	N/A	1	Yes
2018	Construction	Construction	Ramsey Masonry Company, Inc.	$5,090,000	N/A	0	In progress

Executed Agreement Date	Incentive name* (ex: name of grant or tax incentive)	Type of incentive* (ex: grant, tax abatement, loan)	Recipient name*	Incentive amount*	MAR Address / location of investment	Number of District residents employed as a direct result of this investment	Is recipient in compliance with District resident employment requirements?
2018	Construction	Construction	Crown Cabinets, LLC	$162,209	N/A	0	Yes
2018	Construction	Construction	W Concrete, Inc	$1,380,229	N/A	0	In progress
2018	Construction	Construction	M&M Site Utilities, LLC	$760,000	N/A	0	In progress
2018	Non-Construction	Non-Construction	Midtown Personnel, Inc.	$6,134,938	N/A	23	Yes
2018	Construction	Construction	Steel Office Interiors, Inc.	$304,496	N/A	0	Yes
2018	Construction	Construction	The Lane Construction Corporation	$10,516,250	N/A	20	N/A
2018	Non-Construction	Non-Construction	PUBLIC PERFORMANCE MANAGEMENT, LLC	$10,000,000	N/A	0	In progress
2018	Construction	Construction	USA Construction Services, Inc	$1,121,000	N/A	0	Yes
2018	Construction	Construction	Andiemac Waterproofing	$175,000	N/A	0	Yes
2018	Construction	Construction	GOODWIN BROTHERS SHADES & SPECIALTIES	$139,450	N/A	0	Yes
2018	Construction	Construction	Hardesty Concrete Construction, Inc.	$5,567,900	N/A	16	Yes
2018	Construction	Construction	The Anderson Company, LLC	$509,700	N/A	1	Yes

Executed Agreement Date	Incentive name* (ex: name of grant or tax incentive)	Type of incentive* (ex: grant, tax abatement, loan)	Recipient name*	Incentive amount*	MAR Address / location of investment	Number of District residents employed as a direct result of this investment	Is recipient in compliance with District resident employment requirements?
2018	Construction	Construction	United Masonry Incorporated of Virginia	$1,618,375	N/A	16	Yes
2018	Construction	Construction	Universal Stones, Inc.	$259,891	N/A	0	Yes
2018	Non-Construction	Non-Construction	CAREER TEAM LLC	$430,000	N/A	0	Yes
2018	Non-Construction	Non-Construction	New Endeavors By Women	$290,000	N/A	0	In progress
2018	Construction	Construction	Bruzo Panel LLC	$459,000	N/A	0	Yes
2018	Non-Construction	Non-Construction	HealthTech Solutions LLC	$998,000	N/A	0	N/A
2018	Construction	Construction	Micon Construction, Inc.	$355,644	N/A	0	Yes
2018	Non-Construction	Non-Construction	Accelerate Learning Inc.	$319,997	N/A	0	N/A
2018	Non-Construction	Non-Construction	Adrian L. Merton, Inc.	$950,000	N/A	0	In progress
2018	Non-Construction	Non-Construction	Covenant Development Company Inc.	$950,000	N/A	0	In progress
2018	Construction	Construction	Griffin Dewatering Mid-Atlantic, LLC	$228,950	N/A	0	In progress

Executed Agreement Date	Incentive name* (ex: name of grant or tax incentive)	Type of incentive* (ex: grant, tax abatement, loan)	Recipient name*	Incentive amount*	MAR Address / location of investment	Number of District residents employed as a direct result of this investment	Is recipient in compliance with District resident employment requirements?
2018	Non-Construction	Non-Construction	IDEACREW INC	$10,000,000	N/A	0	In progress
2018	Construction	Construction	Prospect Waterproofing Co.	$498,000	N/A	1	In progress
2018	Non-Construction	Non-Construction	Telligen Inc.	$3,594,291	N/A	0	N/A
2018	Non-Construction	Non-Construction	ABC Technical Solutions, Inc.	$900,000	N/A	0	In progress
2018	Non-Construction	Non-Construction	ADC MANAGEMENT SOLUTION	$372,743	N/A	3	In progress
2018	Construction	Construction	Cap8 Doors & Hardware	$257,180	N/A	1	Yes
2018	Construction	Construction	Capital Insulation Services of Maryland	$216,750	N/A	0	Yes
2018	Construction	Construction	Chiaramonte Construction Company	$425,351	N/A	0	Yes
2018	Construction	Construction	Chiaramonte Construction Company	$396,171	N/A	0	Yes
2018	Non-Construction	Non-Construction	CITY YEAR INC	$1,655,000	N/A	0	N/A
2018	Construction	Construction	CMC Concrete Construction, Inc	$1,400,000	N/A	0	In progress

Executed Agreement Date	Incentive name* (ex: name of grant or tax incentive)	Type of incentive* (ex: grant, tax abatement, loan)	Recipient name*	Incentive amount*	MAR Address / location of investment	Number of District residents employed as a direct result of this investment	Is recipient in compliance with District resident employment requirements?
2018	Construction	Construction	District Electrical Services, Inc.	$1,040,000	N/A	3	In progress
2018	Non-Construction	Non-Construction	DP+PARTNERS LLC	$509,955	N/A	0	In progress
2018	Non-Construction	Non-Construction	JACOBS PROJECT MANAGEMENT CO	$635,758	N/A	0	In progress
2018	Non-Construction	Non-Construction	Joseph Associates Incorporated DBA JAI Software Inc	$584,700	N/A	0	In progress
2018	Non-Construction	Non-Construction	MONUMENTAL COMMUNICATION	$583,253	N/A	0	In progress
2018	Non-Construction	Non-Construction	Morgans/JIMMIE MUSCATELLO	$12,647,149	N/A	0	In progress
2018	Non-Construction	Non-Construction	Morgans/JIMMIE MUSCATELLO	$649,518	N/A	0	In progress
2018	Construction	Construction	R.B. Hinkle Construction, Inc.	$250,000	N/A	0	In progress
2018	Construction	Construction	Service Glass Industries	$2,450,000	N/A	0	Yes
2018	Construction	Construction	WKM SOLUTIONS LLC	$253,282	N/A	0	N/A
2018	Construction	Construction	Capital Insulation Services of Maryland	$260,000	N/A	0	Yes

Executed Agreement Date	Incentive name* (ex: name of grant or tax incentive)	Type of incentive* (ex: grant, tax abatement, loan)	Recipient name*	Incentive amount*	MAR Address / location of investment	Number of District residents employed as a direct result of this investment	Is recipient in compliance with District resident employment requirements?
2018	Construction	Construction	Integrated Contracting Group LLC	$3,950,000	N/A	0	Yes
2018	Construction	Construction	IRON FABRICATION SERVICES LLC	$1,250,000	N/A	5	In progress
2018	Construction	Construction	Broughton Construction Company, LLC	$417,915	N/A	0	In progress
2018	Non-Construction	Non-Construction	LifeLine Mobile, Inc.	$329,839	N/A	0	N/A
2018	Non-Construction	Non-Construction	Savvy Technology Solutions	$477,250	N/A	0	In progress
2018	Non-Construction	Non-Construction	Wilson Language Training Corporation	$345,962	N/A	0	In progress
2018	Non-Construction	Non-Construction	al's office products dba business services group, LLC	$950,000	N/A	0	In progress
2018	Non-Construction	Non-Construction	AMERICAN MEDICAL RESPONSE MID-ATLANTIC	$13,462,269	N/A	0	In progress
2018	Non-Construction	Non-Construction	Center for the Study of Social Policy	$649,387	N/A	0	In progress

Executed Agreement Date	Incentive name* (ex: name of grant or tax incentive)	Type of incentive* (ex: grant, tax abatement, loan)	Recipient name*	Incentive amount*	MAR Address / location of investment	Number of District residents employed as a direct result of this investment	Is recipient in compliance with District resident employment requirements?
2018	Non-Construction	Non-Construction	COMMUNITY COLLEGE PREPARATORY ACADEMY	$300,000	N/A	0	N/A
2018	Non-Construction	Non-Construction	Echelon Community Services	$620,000	N/A	7	In progress
2018	Construction	Construction	Ellis Page Company, LLC	$254,000	N/A	0	Yes
2018	Non-Construction	Non-Construction	KEY GLOBAL SYNERGIES INC.	$500,000	N/A	0	In progress
2018	Non-Construction	Non-Construction	NETWORKING FOR FUTURE, INC.	$5,688,912	N/A	0	In progress
2018	Non-Construction	Non-Construction	NFP Health Services Administrators, LLC	$743,415	N/A	0	In progress
2018	Non-Construction	Non-Construction	SOIL AND LAND USE TECHNOLOGY, INC.	$825,000	N/A	0	In progress
2018	Non-Construction	Non-Construction	SOIL AND LAND USE TECHNOLOGY, INC.	$780,000	N/A	0	In progress
2018	Non-Construction	Non-Construction	THE ACHIEVEMENT NETWORK	$480,000	N/A	0	N/A
2018	Non-Construction	Non-Construction	ALPHATEC. PC	$995,938	N/A	0	In progress

Executed Agreement Date	Incentive name* (ex: name of grant or tax incentive)	Type of incentive* (ex: grant, tax abatement, loan)	Recipient name*	Incentive amount*	MAR Address / location of investment	Number of District residents employed as a direct result of this investment	Is recipient in compliance with District resident employment requirements?
2018	Non-Construction	Non-Construction	Conduent State Healthcare, LLC	$23,052,233	N/A	0	In progress
2018	Non-Construction	Non-Construction	Corporate Systems Resources	$950,000	N/A	0	In progress
2018	Non-Construction	Non-Construction	ESCAPE THE CLASSROOM	$950,000	N/A	0	In progress
2018	Non-Construction	Non-Construction	GLOBAL CONSULTING INC.	$351,000	N/A	0	In progress
2018	Non-Construction	Non-Construction	HOUSING EVALUATIONS PLUS INC	$301,040	N/A	0	In progress
2018	Non-Construction	Non-Construction	ICF MACRO, INC.520955232	$438,065	N/A	0	N/A
2018	Non-Construction	Non-Construction	IHG Management Maryland LLC	$5,860,000	N/A	98	In progress
2018	Non-Construction	Non-Construction	MBI HEALTH SERVICES, LLC	$1,500,000	N/A	0	N/A
2018	Non-Construction	Non-Construction	QUICKBASE INC.	$950,000	N/A	0	N/A
2018	Non-Construction	Non-Construction	SOIL AND LAND USE TECHNOLOGY, INC.	$720,000	N/A	0	In progress

Executed Agreement Date	Incentive name* (ex: name of grant or tax incentive)	Type of incentive* (ex: grant, tax abatement, loan)	Recipient name*	Incentive amount*	MAR Address / location of investment	Number of District residents employed as a direct result of this investment	Is recipient in compliance with District resident employment requirements?
2018	Non-Construction	Non-Construction	SOIL AND LAND USE TECHNOLOGY, INC.	$200,000	N/A	1	In progress
2018	Non-Construction	Non-Construction	The Continental Press, Inc.	$105,726	N/A	0	N/A
2018	Construction	Construction	Blue Skye Construction, LLC	$599,733	N/A	0	Yes
2018	Non-Construction	Non-Construction	OASIS GROUP HOLDINGS	$2,000,000	N/A	13	In progress
2018	Construction	Construction	Davenport Insulation / G& B Insulation	$119,000	N/A	0	Yes
2018	Construction	Construction	Krain Building Services	$577,054	N/A	0	In progress
2018	Construction	Construction	Otis Elevator Company	$5,835,000	N/A	1	In progress
2018	Construction	Construction	Overhead Door Company of Washington, DC	$145,000	N/A	0	In progress
2018	Construction	Construction	Miller & Long Company, Inc.	$15,722,500	N/A	0	In progress
2018	Construction	Construction	Miller & Long Company, Inc.	$1,886,700	N/A	0	In progress
2018	Construction	Construction	Precision Wall Tech, Inc.	$635,000	N/A	1	Yes

Executed Agreement Date	Incentive name* (ex: name of grant or tax incentive)	Type of incentive* (ex: grant, tax abatement, loan)	Recipient name*	Incentive amount*	MAR Address / location of investment	Number of District residents employed as a direct result of this investment	Is recipient in compliance with District resident employment requirements?
2018	Non-Construction	Non-Construction	STOCKBRIDGE CONSULTING	$322,040	N/A	2	Yes
2018	Construction	Construction	AIW, Inc.	$230,000	N/A	0	In progress
2018	Construction	Construction	Blue Skye Construction, LLC	$963,000	N/A	0	Yes
2018	Construction	Construction	Chiaramonte Construction Company	$1,204,815	N/A	0	Yes
2018	Construction	Construction	Coakley & Williams Construction, Inc.	$604,983	N/A	0	Yes
2018	Construction	Construction	Wings Enterprises, Inc.	$976,108	N/A	5	In progress
2018	Non-Construction	Non-Construction	ACCENTURE LLP	$5,887,425	N/A	0	In progress
2018	Non-Construction	Non-Construction	Superior Service and Associates	$980,000	N/A	0	N/A
2018	Non-Construction	Non-Construction	E-LOGIC INC	$500,000	N/A	0	In progress
2018	Non-Construction	Non-Construction	health IT 2 Business Solutions, LLC	$500,000	N/A	0	In progress
2018	Non-Construction	Non-Construction	IDiscover Consulting LLC	$950,000	N/A	0	In progress

Executed Agreement Date	Incentive name* (ex: name of grant or tax incentive)	Type of incentive* (ex: grant, tax abatement, loan)	Recipient name*	Incentive amount*	MAR Address / location of investment	Number of District residents employed as a direct result of this investment	Is recipient in compliance with District resident employment requirements?
2018	Non-Construction	Non-Construction	Integrated Community Services, Inc.	$708,335	N/A	4	Yes
2018	Non-Construction	Non-Construction	ISM SERVICES INC	$402,644	N/A	0	In progress
2018	Non-Construction	Non-Construction	ONE KARE ENTERPRISE	$483,493	N/A	0	N/A
2018	Non-Construction	Non-Construction	ST JOHNS COMMUNITY	$2,565,138	N/A	0	N/A
2018	Construction	Construction	Continental Construction, Inc.	$720,000	N/A	0	Yes
2018	Non-Construction	Non-Construction	Elysium LLC	$950,000	N/A	0	In progress
2018	Construction	Construction	F pinto construction inc	$490,000	N/A	0	Yes
2018	Non-Construction	Non-Construction	GLOBAL CONSULTING INC.	$683,292	N/A	0	In progress
2018	Non-Construction	Non-Construction	HILLIS CARNES ENGINEERING ASSOC INC	$377,395	N/A	0	In progress
2018	Non-Construction	Non-Construction	RACKSPACE US INC	$5,000,000	N/A	0	In progress
2018	Construction	Construction	Telligent Masonry, LLC	$1,867,600	N/A	2	In progress

Executed Agreement Date	Incentive name* (ex: name of grant or tax incentive)	Type of incentive* (ex: grant, tax abatement, loan)	Recipient name*	Incentive amount*	MAR Address / location of investment	Number of District residents employed as a direct result of this investment	Is recipient in compliance with District resident employment requirements?
2018	Non-Construction	Non-Construction	TEMBO, INC.	$801,250	N/A	0	In progress
2018	Non-Construction	Non-Construction	The Mary Elizabeth House	$643,059	N/A	2	In progress
2018	Construction	Construction	Continental Construction, Inc.	$812,000	N/A	0	In progress
2018	Construction	Construction	Diverse Masonry Corporation	$2,000,000	N/A	0	Yes
2018	Non-Construction	Non-Construction	Ho Chun	$900,000	N/A	0	In progress
2018	Non-Construction	Non-Construction	KATCO ASSOCIATES INCORPORATED	$309,992	N/A	0	In progress
2018	Construction	Construction	Long Fence Company, Inc.	$239,275	N/A	0	In progress
2018	Non-Construction	Non-Construction	NATIONAL SERVICE CONTRACTORS	$1,177,802	N/A	0	In progress
2018	Construction	Construction	Olympia Swimming Pool Co.	$195,045	N/A	0	Yes
2018	Construction	Construction	P.C. Richard & Son	$1,235,000	N/A	0	Yes
2018	Non-Construction	Non-Construction	Segmental Wall Specialists, Inc	$1,104,867	N/A	0	In progress

Executed Agreement Date	Incentive name* (ex: name of grant or tax incentive)	Type of incentive* (ex: grant, tax abatement, loan)	Recipient name*	Incentive amount*	MAR Address / location of investment	Number of District residents employed as a direct result of this investment	Is recipient in compliance with District resident employment requirements?
2018	Non-Construction	Non-Construction	Segmental Wall Specialists, Inc	$1,104,867	N/A	0	In progress
2018	Non-Construction	Non-Construction	ARIBA TECHNOLOGIES INC	$782,455	N/A	0	In progress
2018	Non-Construction	Non-Construction	COLLEGE ENT EXAM BD	$710,691	N/A	0	In progress
2018	Non-Construction	Non-Construction	GKA,PC	$500,000	N/A	0	In progress
2018	Construction	Construction	NCF Interiors a division of Lakota Contracting, Inc.	$2,865,000	N/A	0	Yes
2018	Non-Construction	Non-Construction	PRESIDIO NETWORKES SOLUTIONS	$950,000	N/A	0	In progress
2018	Construction	Construction	RELIABLE INSTALLATION SERVICES LLC	$533,750	N/A	0	In progress
2018	Construction	Construction	Williams Jackson Ewing Inc.	$233,368	N/A	0	Yes
2018	Non-Construction	Non-Construction	ZANE NETWORKS LIMITED LIABILITY	$1,995,000	N/A	0	N/A
2018	Non-Construction	Non-Construction	A&A Insulation, LLC	$950,000	N/A	0	In progress

Executed Agreement Date	Incentive name* (ex: name of grant or tax incentive)	Type of incentive* (ex: grant, tax abatement, loan)	Recipient name*	Incentive amount*	MAR Address / location of investment	Number of District residents employed as a direct result of this investment	Is recipient in compliance with District resident employment requirements?
2018	Non-Construction	Non-Construction	ABSTRACT EVOLUTIONS LLC	$950,000	N/A	0	In progress
2018	Non-Construction	Non-Construction	BRIDGING TECHNOLOGIES LLC	$950,000	N/A	0	In progress
2018	Non-Construction	Non-Construction	ELECTION SYSTEMS & SOFTWARE INC	$399,400	N/A	0	In progress
2018	Non-Construction	Non-Construction	IDEACREW INC	$950,000	N/A	0	In progress
2018	Non-Construction	Non-Construction	KRAMER CONSULTING SERVICES PC	$1,034,868	N/A	0	In progress
2018	Non-Construction	Non-Construction	LIBERTY HEALTHCARE CORP	$1,751,832	N/A	0	In progress
2018	Non-Construction	Non-Construction	MORPHOTRUST USA INC	$604,780	N/A	0	In progress
2018	Non-Construction	Non-Construction	NATIONAL ASSOCIATION FOR THE ADVANCEMENT	$330,000	N/A	0	N/A
2018	Non-Construction	Non-Construction	SETTY & ASSOCIATES INTERNATIONAL PLLC	$333,070	N/A	0	In progress
2018	Non-Construction	Non-Construction	Telligen Inc.	$424,464	N/A	0	In progress

Executed Agreement Date	Incentive name* (ex: name of grant or tax incentive)	Type of incentive* (ex: grant, tax abatement, loan)	Recipient name*	Incentive amount*	MAR Address / location of investment	Number of District residents employed as a direct result of this investment	Is recipient in compliance with District resident employment requirements?
2018	Non-Construction	Non-Construction	THIHA INC.	$700,000	N/A	0	In progress
2018	Construction	Construction	Breeden Mechanical Design, Inc.	$10,679,000	N/A	0	In progress
2018	Construction	Construction	CAR Construction	$235,300	N/A	0	In progress
2018	Construction	Construction	First Choice Masonry, Inc.	$419,000	N/A	0	Yes
2018	Construction	Construction	Bratti Tile & Terrazzo, LLC	$1,775,100	N/A	0	Yes
2018	Non-Construction	Non-Construction	Far Southeast Family Strengthening Collaborative, Inc.	$515,000	N/A	1	In progress
2018	Non-Construction	Non-Construction	KATCO ASSOCIATES INCORPORATED	$394,107	N/A	0	In progress
2018	Construction	Construction	Kogo Corporation	$3,022,000	N/A	0	Yes
2018	Construction	Construction	SMC CONCRETE CONSTRUCTION INC	$10,225,000	N/A	0	Yes
2018	Construction	Construction	Ted Turner Company, Inc.	$1,245,000	N/A	0	Yes
2018	Construction	Construction	VSC Fire & Security Inc	$885,200	N/A	0	In progress
2018	Construction	Construction	WKM SOLUTIONS LLC	$363,471	N/A	0	Yes

Executed Agreement Date	Incentive name* (ex: name of grant or tax incentive)	Type of incentive* (ex: grant, tax abatement, loan)	Recipient name*	Incentive amount*	MAR Address / location of investment	Number of District residents employed as a direct result of this investment	Is recipient in compliance with District resident employment requirements?
2018	Construction	Construction	EAST COAST HOIST INC	$120,000	N/A	0	Yes
2018	Non-Construction	Non-Construction	HARRIS & HARRIS	$2,112,155	N/A	0	In progress
2018	Non-Construction	Non-Construction	HOMES FOR HOPE	$450,000	N/A	0	In progress
2018	Non-Construction	Non-Construction	HOUSING OPPORTUNITIES UNLIMITED	$565,000	N/A	0	N/A
2018	Non-Construction	Non-Construction	HOUSING OPPORTUNITIES UNLIMITED	$325,000	N/A	0	In progress
2018	Construction	Construction	M&M Appliance Sales and Service, Inc.	$270,000	N/A	0	Yes
2018	Non-Construction	Non-Construction	OCTANE	$864,670	N/A	0	In progress
2018	Construction	Construction	RELIABLE INSTALLATION SERVICES LLC	$301,800	N/A	0	Yes
2018	Non-Construction	Non-Construction	UNIVERSAL PROTECTION SERVICE LLC	$0	N/A	24	In progress
2018	Construction	Construction	HiRise Windows	$450,000	N/A	0	Yes

Executed Agreement Date	Incentive name* (ex: name of grant or tax incentive)	Type of incentive* (ex: grant, tax abatement, loan)	Recipient name*	Incentive amount*	MAR Address / location of investment	Number of District residents employed as a direct result of this investment	Is recipient in compliance with District resident employment requirements?
2018	Construction	Construction	MRG Services	$317,500	N/A	1	Yes
2018	Construction	Construction	The Berg Corporation	$873,000	N/A	0	Yes
2018	Non-Construction	Non-Construction	AmeriHealth Caritas District of Columbia	$276,449,479	N/A	0	N/A
2018	Construction	Construction	Hyde Concrete	$105,000	N/A	0	Yes
2018	Non-Construction	Non-Construction	SECURITY ASSURANCE MANAGEMENT INC	$5,757,240	N/A	1	Yes
2018	Construction	Construction	CR Millwork Installation	$145,000	N/A	0	Yes
2018	Non-Construction	Non-Construction	Kline Imports Arlington, Inc	$708,630	N/A	0	In progress
2018	Non-Construction	Non-Construction	MINDFINDERS, INC.	$280,500	N/A	0	In progress
2018	Construction	Construction	Precision Wall Tech, Inc.	$130,892	N/A	0	Yes
2018	Non-Construction	Non-Construction	Siemens Industry, Inc.	$268,000	N/A	0	In progress
2018	Construction	Construction	Sparkle Painting Company, Inc.	$1,202,200	N/A	0	In progress
2018	Non-Construction	Non-Construction	4tell Solutions, LP	$410,000	N/A	0	In progress
2018	Non-Construction	Non-Construction	Advanced Caulking & Waterproofing, Inc.	$445,055	N/A	0	In progress

Executed Agreement Date	Incentive name* (ex: name of grant or tax incentive)	Type of incentive* (ex: grant, tax abatement, loan)	Recipient name*	Incentive amount*	MAR Address / location of investment	Number of District residents employed as a direct result of this investment	Is recipient in compliance with District resident employment requirements?
2018	Non-Construction	Non-Construction	BRADLEY ASSOCIATES, LLC	$746,034	N/A	0	In progress
2018	Construction	Construction	ELECTRICAL GENERAL CORP	$2,241,759	N/A	0	Yes
2018	Non-Construction	Non-Construction	First Vehicle Services, Inc.	$21,729,947	N/A	6	In progress
2018	Construction	Construction	Prospect Waterproofing Co.	$758,780	N/A	2	Yes
2018	Non-Construction	Non-Construction	SEEC	$331,844	N/A	1	In progress
2018	Construction	Construction	Classic Heating and Cooling LLC	$2,939,890	N/A	0	Yes
2018	Non-Construction	Non-Construction	GOD'S ANOINTED NEW GENERATION	$1,498,102	N/A	1	In progress
2018	Non-Construction	Non-Construction	MBB AFFILIATES LLC	$1,386,376	N/A	2	Yes
2018	Non-Construction	Non-Construction	PENDRAGWN PRODUCTIONS LLC	$900,000	N/A	0	In progress

Executed Agreement Date	Incentive name* (ex: name of grant or tax incentive)	Type of incentive* (ex: grant, tax abatement, loan)	Recipient name*	Incentive amount*	MAR Address / location of investment	Number of District residents employed as a direct result of this investment	Is recipient in compliance with District resident employment requirements?
2018	Non-Construction	Non-Construction	SUSTAINABLE FACILITIES MANAGEMENT SERVICES	$346,954	N/A	5	Yes
2018	Non-Construction	Non-Construction	SUSTAINABLE FACILITIES MANAGEMENT SERVICES	$336,036	N/A	0	In progress
2018	Non-Construction	Non-Construction	A & A	$950,000	N/A	0	In progress
2018	Construction	Construction	Beltway Iron Company, Inc.	$346,620	N/A	0	Yes
2018	Non-Construction	Non-Construction	JEROME L TAYLOR	$592,252	N/A	0	In progress
2018	Non-Construction	Non-Construction	JEROME L TAYLOR	$316,288	N/A	0	In progress
2018	Non-Construction	Non-Construction	NEW CITY ENERGY	$945,000	N/A	0	In progress
2018	Non-Construction	Non-Construction	THE CHOICE, INC.	$950,000	N/A	0	N/A

Executed Agreement Date	Incentive name* (ex: name of grant or tax incentive)	Type of incentive* (ex: grant, tax abatement, loan)	Recipient name*	Incentive amount*	MAR Address / location of investment	Number of District residents employed as a direct result of this investment	Is recipient in compliance with District resident employment requirements?
2018	Non-Construction	Non-Construction	VERITAS CONSULTING GROUP, LLC	$626,112	N/A	0	In progress
2018	Non-Construction	Non-Construction	WHITMAN-WALKER CLINIC	$600,000	N/A	0	In progress
2018	Construction	Construction	Wolf Fire Protection, Inc.	$353,400	N/A	0	In progress
2018	Construction	Construction	Coakley & Williams Construction, Inc.	$773,000	N/A	0	No
2018	Non-Construction	Non-Construction	DDE Consulting Service LLC	$950,000	N/A	0	In progress
2018	Construction	Construction	HABITAT FOR HUMANITY OF WASHINGTON D.C. INC.	$1,000,000	N/A	0	In progress
2018	Construction	Construction	Provincial Store Fixtures Ltd	$755,000	N/A	0	Yes
2018	Construction	Construction	RSC ELECTRICAL and MECHANICAL CONTRACTORS, INC.	$1,190,760	N/A	0	Yes
2018	Construction	Construction	RSC ELECTRICAL and MECHANICAL CONTRACTORS, INC.	$1,094,000	N/A	0	Yes

Executed Agreement Date	Incentive name* (ex: name of grant or tax incentive)	Type of incentive* (ex: grant, tax abatement, loan)	Recipient name*	Incentive amount*	MAR Address / location of investment	Number of District residents employed as a direct result of this investment	Is recipient in compliance with District resident employment requirements?
2018	Construction	Construction	ELLISDALE CONSTRUCTION LLC	$9,694,024	N/A	0	In progress
2018	Non-Construction	Non-Construction	health IT 2 Business Solutions, LLC	$950,000	N/A	0	In progress
2018	Construction	Construction	Otis Elevator Company	$1,260,000	N/A	0	In progress
2018	Non-Construction	Non-Construction	EASTER SEALS, SERVING DC. MD, VA	$900,000	N/A	6	Yes
2018	Non-Construction	Non-Construction	CIRTE	$500,000	N/A	0	In progress
2018	Construction	Construction	Colonial Electric Company, Inc.	$2,079,000	N/A	0	In progress
2018	Non-Construction	Non-Construction	Dranref LLC dba Business Transformation Group	$950,000	N/A	0	In progress
2018	Non-Construction	Non-Construction	FOLLETT SCHOOLS SOLUTIONS INC	$333,636	N/A	0	In progress
2018	Construction	Construction	ICONIC PLUMBING LLC	$575,500	N/A	0	In progress
2018	Non-Construction	Non-Construction	Solution Focus LLC	$900,000	N/A	0	In progress
2018	Construction	Non-Construction	JLC Management LLC	$950,000	N/A	0	In progress

Executed Agreement Date	Incentive name* (ex: name of grant or tax incentive)	Type of incentive* (ex: grant, tax abatement, loan)	Recipient name*	Incentive amount*	MAR Address / location of investment	Number of District residents employed as a direct result of this investment	Is recipient in compliance with District resident employment requirements?
2018	Construction	Construction	Potomac Architectural Millwork Corporation	$463,144	N/A	0	Yes
2018	Construction	Construction	CURTIS EQUIPMENT INC	$100,250	N/A	0	Yes
2018	Construction	Construction	First Choice Masonry, Inc.	$1,498,306	N/A	0	In progress
2018	Construction	Construction	Integrated Contracting Group VA LLC	$1,292,500	N/A	0	In progress
2018	Construction	Construction	NORTH ARROW	$340,273	N/A	0	Yes
2018	Construction	Construction	RBK LANDSCAPING AND CONSTRUCTION INC	$709,950	N/A	0	In progress
2018	Construction	Construction	Blackwood of DC, LLC	$2,351,174	N/A	0	Yes
2018	Construction	Construction	THIHA INC.	$460,069	N/A	0	Yes
2018	Non-Construction	Non-Construction	OLIVA CONSULTING INC.	$950,000	N/A	0	In progress
2018	Construction	Construction	Otis Elevator Company	$472,000	N/A	0	Yes
2018	Non-Construction	Non-Construction	UG2 LLC	$418,297	N/A	6	In progress
2018	Non-Construction	Non-Construction	UNIVERSITY LEGAL SERVICES	$1,500,227	N/A	0	N/A
2018	Construction	Construction	A. Wash & Associates, Inc.	$785,000	N/A	6	In progress

Executed Agreement Date	Incentive name* (ex: name of grant or tax incentive)	Type of incentive* (ex: grant, tax abatement, loan)	Recipient name*	Incentive amount*	MAR Address / location of investment	Number of District residents employed as a direct result of this investment	Is recipient in compliance with District resident employment requirements?
2018	Construction	Construction	American Automatic Sprinkler Company, Inc.	$393,800	N/A	0	Yes
2018	Construction	Construction	D&A Construction Corp.	$196,372	N/A	0	In progress
2018	Construction	Construction	District Veterans Contracting, Inc.	$7,866,509	N/A	1	In progress
2018	Construction	Construction	HS Solutions, LLC	$328,000	N/A	0	In progress
2018	Non-Construction	Non-Construction	Motir Services	$5,000,000	N/A	0	In progress
2018	Construction	Construction	SMITH & SONS LLC	$325,000	N/A	3	In progress
2018	Construction	Construction	B&M International Steel Company	$688,297	N/A	0	In progress
2018	Construction	Construction	Bennett Group, Inc.	$2,200,000	N/A	0	Yes
2018	Construction	Construction	Bennett Group, Inc.	$687,909	N/A	0	Yes
2018	Non-Construction	Non-Construction	CAREER BLAZERS LEARNING CENTER	$300,000	N/A	0	In progress
2018	Non-Construction	Non-Construction	COMMUNITY BRIDGE, INC.	$250,000	N/A	0	In progress
2018	Non-Construction	Non-Construction	COMMUNITY BRIDGE, INC.	$250,000	N/A	0	In progress
2018	Construction	Construction	EBAR CONSTRUCTION CO	$159,700	N/A	0	In progress

Executed Agreement Date	Incentive name* (ex: name of grant or tax incentive)	Type of incentive* (ex: grant, tax abatement, loan)	Recipient name*	Incentive amount*	MAR Address / location of investment	Number of District residents employed as a direct result of this investment	Is recipient in compliance with District resident employment requirements?
2018	Non-Construction	Non-Construction	Faith Management Consulting, Inc.	$950,000	N/A	0	N/A
2018	Construction	Construction	GOODWIN BROTHERS SHADES & SPECIALTIES	$107,425	N/A	1	Yes
2018	Non-Construction	Non-Construction	LATINO ECONOMIC DEVELOPMENT CENTER	$672,610	N/A	0	In progress
2018	Non-Construction	Non-Construction	LEGAL COUNSEL FOR THE ELDERLY INC	$841,027	N/A	0	In progress
2018	Non-Construction	Non-Construction	Nadeem Ikram	$500,000	N/A	0	In progress
2018	Construction	Construction	PAIGE INDUSTRIAL SERVICES INC	$324,806	N/A	0	Yes
2018	Construction	Construction	RGS Products, Inc.	$439,225	N/A	0	In progress
2018	Non-Construction	Non-Construction	WALTON AND GREEN CONSULTANTS, LLP	$10,000,000	N/A	31	Yes
2018	Construction	Construction	Arban Precast Stone, Ltd.	$631,482	N/A	0	Yes
2018	Construction	Construction	Erick Ruiz	$250,500	N/A	0	Yes
2018	Non-Construction	Non-Construction	E CREDIBLE SOLUTIONS INC	$683,630	N/A	0	In progress
2018	Construction	Construction	RGS Products, Inc.	$547,000	N/A	0	In progress

Executed Agreement Date	Incentive name* (ex: name of grant or tax incentive)	Type of incentive* (ex: grant, tax abatement, loan)	Recipient name*	Incentive amount*	MAR Address / location of investment	Number of District residents employed as a direct result of this investment	Is recipient in compliance with District resident employment requirements?
2018	Construction	Construction	F&L Construction	$372,498	N/A	0	Yes
2018	Construction	Construction	Rath Enterprise Inc.	$809,428	N/A	0	Yes
2018	Construction	Construction	Rath Enterprise Inc.	$315,000	N/A	4	In progress
2018	Construction	Construction	The Keystone Plus Construction Company	$356,785	N/A	0	Yes
2018	Construction	Construction	RPM Construction Corp.	$2,200,000	N/A	3	In progress
2018	Construction	Construction	Adrian L. Merton, Inc.	$343,970	N/A	0	Yes
2018	Construction	Construction	HRGM Corporation	$3,660,070	N/A	0	Yes
2018	Construction	Construction	EAST COAST HOIST INC	$249,799	N/A	0	Yes
2018	Construction	Construction	Key Woodworking, Inc.	$453,037	N/A	0	Yes
2018	Non-Construction	Non-Construction	SUSTAINABLE FACILITIES MANAGEMENT SERVICES	$975,000	N/A	0	N/A
2018	Construction	Construction	CONSYS, INC	$1,317,786	N/A	0	Yes
2018	Construction	Construction	JOHN MORIARTY & ASSOCIATES OF VA LLC	$110,000,000	N/A	0	Yes
2018	Construction	Construction	Ruppert Landscape,Inc.	$2,376,000	N/A	3	Yes
2018	Non-Construction	Non-Construction	CAPITAL CONSULTING LLC	$950,000	N/A	0	In progress

Executed Agreement Date	Incentive name* (ex: name of grant or tax incentive)	Type of incentive* (ex: grant, tax abatement, loan)	Recipient name*	Incentive amount*	MAR Address / location of investment	Number of District residents employed as a direct result of this investment	Is recipient in compliance with District resident employment requirements?
2018	Non-Construction	Non-Construction	PRM CONSULTING INC	$500,000	N/A	0	In progress
2018	Non-Construction	Non-Construction	TETRA TECH EM, INC.	$998,750	N/A	0	In progress
2018	Non-Construction	Non-Construction	The Mary Elizabeth House	$1,800,000	N/A	0	N/A
2018	Construction	Construction	WKM SOLUTIONS LLC	$1,606,976	N/A	3	Yes
2018	Non-Construction	Non-Construction	TEACHSTONE TRAINING LLC	$715,807	N/A	0	N/A
2018	Non-Construction	Non-Construction	ARCH DEVELOPMENT CORPORATION	$458,582	N/A	0	In progress
2018	Construction	Construction	B&M International Steel Company	$2,209,852	N/A	0	Yes
2018	Non-Construction	Non-Construction	CIRTE	$500,000	N/A	0	N/A
2018	Non-Construction	Non-Construction	DIGIDOCS	$10,000,000	N/A	0	In progress
2018	Construction	Construction	Fuentes Fire Protection LLC	$333,013	N/A	0	Yes
2018	Construction	Construction	GOODWIN BROTHERS SHADES & SPECIALTIES	$325,910	N/A	0	Yes

Executed Agreement Date	Incentive name* (ex: name of grant or tax incentive)	Type of incentive* (ex: grant, tax abatement, loan)	Recipient name*	Incentive amount*	MAR Address / location of investment	Number of District residents employed as a direct result of this investment	Is recipient in compliance with District resident employment requirements?
2018	Non-Construction	Non-Construction	HENRY S SOUL CAFE INC	$4,135,250	N/A	7	Yes
2018	Construction	Construction	J&W Caulking Applicators, Inc.	$335,000	N/A	0	Yes
2018	Construction	Construction	One World Stone, LLC	$544,512	N/A	0	Yes
2018	Construction	Construction	Power Design, Inc.	$8,645,000	N/A	3	Yes
2018	Construction	Construction	R.B. Hinkle Construction, Inc.	$262,246	N/A	0	Yes
2018	Non-Construction	Non-Construction	ROIG COMMUNICATIONS LLC	$900,000	N/A	0	In progress
2018	Non-Construction	Non-Construction	SASHA BRUCE YOUTHWORK, INC.	$777,146	N/A	7	Yes
2018	Non-Construction	Non-Construction	SASHA BRUCE YOUTHWORK, INC.	$344,018	N/A	0	In progress
2018	Non-Construction	Non-Construction	SASHA BRUCE YOUTHWORK, INC.	$325,503	N/A	0	In progress
2018	Non-Construction	Non-Construction	SASHA BRUCE YOUTHWORK, INC.	$195,182	N/A	1	In progress
2018	Construction	Construction	The Berg Corporation	$329,000	N/A	0	Yes
2018	Non-Construction	Non-Construction	VCare, LLC	$10,000,000	N/A	0	In progress

Executed Agreement Date	Incentive name* (ex: name of grant or tax incentive)	Type of incentive* (ex: grant, tax abatement, loan)	Recipient name*	Incentive amount*	MAR Address / location of investment	Number of District residents employed as a direct result of this investment	Is recipient in compliance with District resident employment requirements?
2018	Construction	Construction	W.H. Boyer, Inc.	$216,007	N/A	0	Yes
2018	Construction	Construction	WKM SOLUTIONS LLC	$355,621	N/A	0	In progress
2018	Construction	Construction	Canterbury Builders Inc.	$976,753	N/A	0	Yes
2018	Non-Construction	Non-Construction	AUDIO VISUAL SYSTEMS	$4,275,000	N/A	4	In progress
2018	Construction	Construction	Access Demolition Contracting, Inc.	$312,990	N/A	0	In progress
2018	Construction	Construction	Advanced Caulking & Waterproofing, Inc.	$187,987	N/A	0	Yes
2018	Construction	Construction	BIZ TECH FUDION, LLC	$367,022	N/A	0	In progress
2018	Construction	Construction	Cap8 Doors & Hardware	$184,638	N/A	0	In progress
2018	Construction	Construction	CIP Finishes, Inc.	$118,516	N/A	0	Yes
2018	Construction	Construction	Hamel Builders, Inc.	$3,600,000	N/A	3	In progress
2018	Construction	Construction	R. Bratti Associates, Inc.	$298,720	N/A	0	Yes
2018	Construction	Construction	Reynolds Painting Group LLC	$1,012,163	N/A	0	Yes
2018	Construction	Construction	The Whiting-Turner Contracting Company	$15,405,994	N/A	0	In progress
2018	Construction	Construction	AIW, Inc.	$1,458,000	N/A	0	Yes
2018	Construction	Construction	American Automatic Sprinkler Company, Inc.	$624,225	N/A	0	Yes

Executed Agreement Date	Incentive name* (ex: name of grant or tax incentive)	Type of incentive* (ex: grant, tax abatement, loan)	Recipient name*	Incentive amount*	MAR Address / location of investment	Number of District residents employed as a direct result of this investment	Is recipient in compliance with District resident employment requirements?
2018	Construction	Construction	Calvert Masonry, Inc.	$528,230	N/A	0	Yes
2018	Construction	Construction	CAMERON BUILDING ENVELOPE SPECIALISTS LL	$400,000	N/A	0	Yes
2018	Construction	Construction	Flippo Construction Company, Inc.	$426,853	N/A	0	Yes
2018	Construction	Construction	Limbach Company, LLC	$8,000,000	N/A	0	Yes
2018	Construction	Construction	MEMCO, Inc.	$1,311,000	N/A	0	Yes
2018	Construction	Construction	Regional Contracting Services	$310,000	N/A	1	Yes
2018	Construction	Construction	Ruppert Landscape,Inc.	$1,152,600	N/A	0	Yes
2018	Non-Construction	Non-Construction	CAPITAL BUSINESS SOLUTIONS LLC	$10,000,000	N/A	0	In progress
2018	Non-Construction	Non-Construction	CIRTE	$10,000,000	N/A	0	In progress
2018	Non-Construction	Non-Construction	LOCAL INITIATIVES SUPPORT CORP	$5,000,000	N/A	0	N/A
2018	Non-Construction	Non-Construction	The New Teacher Project	$570,215	N/A	0	In progress

Executed Agreement Date	Incentive name* (ex: name of grant or tax incentive)	Type of incentive* (ex: grant, tax abatement, loan)	Recipient name*	Incentive amount*	MAR Address / location of investment	Number of District residents employed as a direct result of this investment	Is recipient in compliance with District resident employment requirements?
2018	Non-Construction	Non-Construction	BARON & BUDD A PROFESSIONAL CORPORATION	$950,000	N/A	0	In progress
2018	Non-Construction	Non-Construction	GRANT & EISENHOFER P A	$950,000	N/A	0	In progress
2018	Construction	Construction	M.C. Dean, Inc.	$1,487,151	N/A	0	In progress
2018	Non-Construction	Non-Construction	BRANDES & CASSAGNOL ENGINEERS PC	$300,000	N/A	0	N/A
2018	Construction	Construction	JCM Associates, Inc.	$15,300,000	N/A	8	No
2018	Construction	Construction	Kember Interiors, Inc.	$1,015,597	N/A	0	Yes
2018	Non-Construction	Non-Construction	AZURE LLC	$2,000,000	N/A	0	N/A
2018	Non-Construction	Non-Construction	ELECTION SYSTEMS & SOFTWARE INC	$999,995	N/A	0	In progress
2018	Non-Construction	Non-Construction	INDIVIDUAL ADVOCACY GROUP	$1,045,675	N/A	0	N/A
2018	Non-Construction	Non-Construction	MY OWN PLACE	$1,287,411	N/A	0	N/A
2018	Construction	Construction	Parkway Glass and Mirror, LLC.	$128,500	N/A	0	Yes

Executed Agreement Date	Incentive name* (ex: name of grant or tax incentive)	Type of incentive* (ex: grant, tax abatement, loan)	Recipient name*	Incentive amount*	MAR Address / location of investment	Number of District residents employed as a direct result of this investment	Is recipient in compliance with District resident employment requirements?
2019	Construction	Construction	Del Cid General Contractors, Inc.	$224,800	N/A	0	Yes
2019	Construction	Construction	Bennett Group, Inc.	$2,399,944	N/A	0	In progress
2019	Non-Construction	Non-Construction	HENRY S SOUL CAFE INC	$4,038,610	N/A	0	In progress
2019	Non-Construction	Non-Construction	HI TECH SOLUTION INC	$950,000	N/A	0	In progress
2019	Non-Construction	Non-Construction	MAY LAW FIRM PLLC	$950,000	N/A	0	In progress
2019	Construction	Construction	NRI, INC.	$10,414,768	N/A	11	In progress
2019	Construction	Construction	Telligent Masonry, LLC	$430,000	N/A	5	In progress
2019	Construction	Construction	David Allen Company	$255,857	N/A	0	Yes
2019	Construction	Construction	EAST COAST HOIST INC	$294,604	N/A	0	Yes
2019	Construction	Construction	GOODWIN BROTHERS SHADES & SPECIALTIES	$272,500	N/A	0	Yes
2019	Construction	Construction	Gordon Contractors, Inc.	$1,520,000	N/A	0	Yes
2019	Construction	Construction	Tecta America East, LLC	$3,524,405	N/A	0	Yes
2019	Construction	Construction	Unified Door and Hardware Group LLC	$97,680	N/A	0	Yes

Executed Agreement Date	Incentive name* (ex: name of grant or tax incentive)	Type of incentive* (ex: grant, tax abatement, loan)	Recipient name*	Incentive amount*	MAR Address / location of investment	Number of District residents employed as a direct result of this investment	Is recipient in compliance with District resident employment requirements?
2019	Non-Construction	Non-Construction	CROWE HORWATH LLP	$500,000	N/A	0	In progress
2019	Non-Construction	Non-Construction	FEDERAL MANAGEMENT SYSTEMS INCORPORATED	$950,000	N/A	0	In progress
2019	Non-Construction	Non-Construction	MEDICAL SUPPLY SYSTEMS INC.	$500,000	N/A	0	In progress
2019	Construction	Construction	TSI Architectural Metals Inc.	$4,599,397	N/A	0	Yes
2019	Construction	Construction	Bohler Engineering VA, LLC	$150,150	N/A	0	Yes
2019	Non-Construction	Non-Construction	PSI FAMILY SERVICES	$9,836,303	N/A	0	In progress
2019	Construction	Construction	DiGregorio Drywall LLC	$1,647,111	N/A	2	Yes
2019	Construction	Construction	GE APPLIANCES	$365,876	N/A	0	Yes
2019	Construction	Construction	GOODWIN BROTHERS SHADES & SPECIALTIES	$2,112,220	N/A	0	In progress

Executed Agreement Date	Incentive name* (ex: name of grant or tax incentive)	Type of incentive* (ex: grant, tax abatement, loan)	Recipient name*	Incentive amount*	MAR Address / location of investment	Number of District residents employed as a direct result of this investment	Is recipient in compliance with District resident employment requirements?
2019	Construction	Construction	Granite America Kitchen & Bathroom/Countertopia	$391,874	N/A	0	In progress
2019	Construction	Construction	Otis Elevator Company	$1,690,000	N/A	0	No
2019	Construction	Construction	Overhead Door Company of Washington, DC	$166,500	N/A	0	In progress
2019	Construction	Construction	Schneider Electric Buildings Critical Systems, Inc.	$170,500	N/A	0	Yes
2019	Construction	Construction	Trusted Solutions Group, Inc.	$235,300	N/A	0	In progress
2019	Construction	Construction	Trusted Solutions Group, Inc.	$19,500	N/A	0	In progress
2019	Construction	Construction	CB Flooring, LLC	$1,348,000	N/A	0	In progress
2019	Construction	Construction	District Techo LLC	$100,000	N/A	0	No
2019	Construction	Construction	Kogo Corporation	$2,486,000	N/A	0	In progress
2019	Construction	Construction	Lorton Stone, LLC	$802,838	N/A	0	In progress
2019	Construction	Construction	One World Stone, LLC	$140,000	N/A	0	Yes

Executed Agreement Date	Incentive name* (ex: name of grant or tax incentive)	Type of incentive* (ex: grant, tax abatement, loan)	Recipient name*	Incentive amount*	MAR Address / location of investment	Number of District residents employed as a direct result of this investment	Is recipient in compliance with District resident employment requirements?
2019	Construction	Construction	THE CONTAINER STORE INC	$168,915	N/A	0	Yes
2019	Construction	Construction	Titian Verte	$112,408	N/A	0	Yes
2019	Construction	Construction	Valiant Products, Inc.	$118,322	N/A	0	Yes
2019	Construction	Construction	Dylans Plumbing LLC	$321,500	N/A	0	Yes
2019	Construction	Construction	Stevens Painting Inc.	$289,945	N/A	0	No
2019	Construction	Construction	Will Mill, Inc.	$125,475	N/A	0	Yes
2019	Construction	Construction	Dominion Ceramic Tile	$1,378,900	N/A	0	Yes
2019	Non-Construction	Non-Construction	CAPITAL IMPACT PARTNERS	$5,000,000	N/A	0	In progress
2019	Non-Construction	Non-Construction	EARTH WORTH	$10,000,000	N/A	0	In progress
2019	Non-Construction	Non-Construction	Gerstel, Inc.	$557,000	N/A	0	In progress
2019	Non-Construction	Non-Construction	LIMNO-TECH INCORPORATED	$906,840	N/A	0	In progress
2019	Non-Construction	Non-Construction	PRM CONSULTING INC	$10,000,000	N/A	1	Yes
2019	Non-Construction	Non-Construction	SASHA BRUCE YOUTHWORK, INC.	$419,750	N/A	0	In progress

Executed Agreement Date	Incentive name* (ex: name of grant or tax incentive)	Type of incentive* (ex: grant, tax abatement, loan)	Recipient name*	Incentive amount*	MAR Address / location of investment	Number of District residents employed as a direct result of this investment	Is recipient in compliance with District resident employment requirements?
2019	Non-Construction	Non-Construction	Solution Focus LLC	$750,000	N/A	0	In progress
2019	Non-Construction	Non-Construction	TRANSFORMATIVE SOLUTIONS INC	$500,000	N/A	0	In progress
2019	Non-Construction	Non-Construction	U.S. OFFICE SOLUTIONS	$5,000,000	N/A	0	In progress
2019	Construction	Construction	DiGregorio Drywall LLC	$7,185,000	N/A	0	Yes
2019	Non-Construction	Non-Construction	Brick & Story LLC	$900,000	N/A	0	In progress
2019	Construction	Construction	Custom Walls & Windows, Inc.	$358,327	N/A	0	In progress
2019	Construction	Construction	Granite America Kitchen & Bathroom/Countertopia	$681,152	N/A	0	In progress
2019	Non-Construction	Non-Construction	LYDIA'S HOUSE	$547,061	N/A	0	In progress
2019	Construction	Construction	MAC Plants, Inc.	$659,050	N/A	0	Yes
2019	Non-Construction	Non-Construction	METROPOLITAN PROTECTIVE SERVICES	$7,253,806	N/A	0	In progress

Executed Agreement Date	Incentive name* (ex: name of grant or tax incentive)	Type of incentive* (ex: grant, tax abatement, loan)	Recipient name*	Incentive amount*	MAR Address / location of investment	Number of District residents employed as a direct result of this investment	Is recipient in compliance with District resident employment requirements?
2019	Non-Construction	Non-Construction	GREATER WASHINGTON URBAN LEAGUE	$12,127,212	N/A	0	N/A
2019	Construction	Construction	HRGM Corporation	$773,569	N/A	0	Yes
2019	Construction	Construction	JE Richards, Inc.	$1,023,000	N/A	0	Yes
2019	Construction	Construction	Overhead Door Company of Washington, DC	$297,469	N/A	0	In progress
2019	Construction	Construction	Art Display Co. Inc.	$175,624	N/A	0	Yes
2019	Non-Construction	Non-Construction	DC HOUSING FINANCE AGENCY	$12,564,740	N/A	0	In progress
2019	Construction	Construction	DNF, Inc	$1,586,901	N/A	0	In progress
2019	Construction	Construction	Broughton Construction Company, LLC	$1,343,227	N/A	0	In progress
2019	Construction	Construction	W Concrete, Inc	$470,527	N/A	0	Yes
2019	Non-Construction	Non-Construction	Chad O'L Public Relations & Events	$400,000	N/A	0	In progress
2019	Non-Construction	Non-Construction	Empowerment Enterprise Group LLC	$900,000	N/A	0	In progress
2019	Non-Construction	Non-Construction	HOUSING COUNSELING SERVICES	$1,830,000	N/A	2	Yes

Executed Agreement Date	Incentive name* (ex: name of grant or tax incentive)	Type of incentive* (ex: grant, tax abatement, loan)	Recipient name*	Incentive amount*	MAR Address / location of investment	Number of District residents employed as a direct result of this investment	Is recipient in compliance with District resident employment requirements?
2019	Non-Construction	Non-Construction	NETWORKING FOR FUTURE, INC.	$10,000,000	N/A	0	In progress
2019	Non-Construction	Non-Construction	TETRA TECH EM, INC.	$999,150	N/A	0	In progress
2019	Non-Construction	Non-Construction	Accurate Mailing Services Inc	$750,000	N/A	0	In progress
2019	Construction	Construction	American Automatic Sprinkler Company, Inc.	$975,000	N/A	0	Yes
2019	Construction	Construction	Fairway Building Products, LLC	$383,875	N/A	0	No
2019	Construction	Construction	James Myers Company, Inc.	$4,002,000	N/A	0	In progress
2019	Construction	Construction	JE Richards, Inc.	$5,115,000	N/A	0	In progress
2019	Construction	Construction	KG Sheet Metal Services LLC	$231,000	N/A	0	In progress
2019	Construction	Construction	Kogo Corporation	$1,420,000	N/A	0	In progress
2019	Non-Construction	Non-Construction	KUMI CONSTRUCTION MANAGEMENT CORPORATION	$760,513	N/A	0	In progress
2019	Construction	Construction	Monarc Construction, Inc.	$1,210,000	N/A	2	No

Executed Agreement Date	Incentive name* (ex: name of grant or tax incentive)	Type of incentive* (ex: grant, tax abatement, loan)	Recipient name*	Incentive amount*	MAR Address / location of investment	Number of District residents employed as a direct result of this investment	Is recipient in compliance with District resident employment requirements?
2019	Construction	Construction	Ruppert Landscape,Inc.	$1,711,312	N/A	0	In progress
2019	Construction	Construction	TSI Architectural Metals Inc.	$2,093,200	N/A	0	In progress
2019	Non-Construction	Non-Construction	ADVANCED NETWORK CONSULTING	$950,000	N/A	0	In progress
2019	Construction	Construction	Aeroseal Contracting Corporation	$170,000	N/A	0	In progress
2019	Non-Construction	Non-Construction	aGro Culture	$10,000,000	N/A	0	In progress
2019	Non-Construction	Non-Construction	AMERICAN CONSTRUCT	$950,000	N/A	0	In progress
2019	Non-Construction	Non-Construction	Auctor Corporation	$3,694,400	N/A	0	In progress
2019	Non-Construction	Non-Construction	BALLER HERBST LAW GROUP	$300,000	N/A	0	N/A
2019	Construction	Construction	Conservice LLC	$126,252	N/A	0	Yes
2019	Construction	Construction	D. Byorick Steel Incorporated	$3,613,753	N/A	0	In progress
2019	Non-Construction	Non-Construction	FEI SYSTEMS	$470,000	N/A	0	In progress

Executed Agreement Date	Incentive name* (ex: name of grant or tax incentive)	Type of incentive* (ex: grant, tax abatement, loan)	Recipient name*	Incentive amount*	MAR Address / location of investment	Number of District residents employed as a direct result of this investment	Is recipient in compliance with District resident employment requirements?
2019	Non-Construction	Non-Construction	GARNER & ASSOCIATES LLC	$500,000	N/A	0	In progress
2019	Construction	Construction	Gordon Contractors, Inc.	$3,013,500	N/A	0	In progress
2019	Non-Construction	Non-Construction	RSC ELECTRICAL and MECHANICAL CONTRACTORS, INC.	$950,000	N/A	0	In progress
2019	Construction	Construction	Sorella Group, Inc.	$193,500	N/A	0	Yes
2019	Non-Construction	Non-Construction	WHITMAN REGUARDT & ASSOCIATES LLP	$2,321,329	N/A	0	N/A
2019	Non-Construction	Non-Construction	AmeriHealth Caritas District of Columbia	$848,598,830	N/A	21	Yes
2019	Construction	Construction	Finishing Touch Commercial Cleaning	$128,000	N/A	0	Yes
2019	Construction	Construction	IronShore Contracting, LLC	$379,250	N/A	0	Yes
2019	Non-Construction	Non-Construction	Lightbox/BLUEFIN Partners	$670,679	N/A	0	In progress
2019	Construction	Construction	METRO DYNAMICS CONSTS SPECIALITIES INC	$730,000	N/A	0	Yes

Executed Agreement Date	Incentive name* (ex: name of grant or tax incentive)	Type of incentive* (ex: grant, tax abatement, loan)	Recipient name*	Incentive amount*	MAR Address / location of investment	Number of District residents employed as a direct result of this investment	Is recipient in compliance with District resident employment requirements?
2019	Construction	Construction	PRO-BELL ENTERPRISES LIMITED	$129,500	N/A	0	Yes
2019	Non-Construction	Non-Construction	Summit Food Service LLC	$6,176,523	N/A	29	Yes
2019	Non-Construction	Non-Construction	TPM Group, LLC	$950,000	N/A	0	In progress
2019	Construction	Construction	Bratti Tile & Terrazzo, LLC	$998,400	N/A	0	In progress
2019	Non-Construction	Non-Construction	SPC BUSINESS CONSULTING LLC	$10,000,000	N/A	0	In progress
2019	Non-Construction	Non-Construction	THE GEORGE WASHINGTON	$243,910	N/A	0	In progress
2019	Construction	Construction	ABSOLUTE SOLUTIONS AND ASSOCIATES	$2,266,239	N/A	0	Yes
2019	Construction	Construction	AMA Construction Co., Inc.	$857,236	N/A	0	Yes
2019	Construction	Construction	AMA Construction Co., Inc.	$143,590	N/A	0	Yes
2019	Construction	Construction	Charles Mann Enterprises, LLC	$1,022,041	N/A	0	Yes

Executed Agreement Date	Incentive name* (ex: name of grant or tax incentive)	Type of incentive* (ex: grant, tax abatement, loan)	Recipient name*	Incentive amount*	MAR Address / location of investment	Number of District residents employed as a direct result of this investment	Is recipient in compliance with District resident employment requirements?
2019	Construction	Construction	Custom Engineered Opening, Inc.	$1,184,244	N/A	0	Yes
2019	Construction	Construction	Fairway Building Products, LLC	$438,032	N/A	0	In progress
2019	Construction	Construction	Fort Myer Construction Corporation	$360,000	N/A	0	Yes
2019	Construction	Construction	Innovo Construction	$1,670,000	N/A	0	In progress
2019	Construction	Construction	Joseph J. Magnolia, Inc.	$798,400	N/A	1	Yes
2019	Construction	Construction	Judd Fire Protection, LLC	$1,560,000	N/A	0	In progress
2019	Construction	Construction	Kensington Glass Arts Inc.	$235,230	N/A	0	No
2019	Construction	Construction	Kogo Corporation	$2,310,000	N/A	6	Yes
2019	Construction	Construction	LP Roofing	$970,000	N/A	0	In progress
2019	Construction	Construction	Senate Asphalt, div of The Lane Construction Corporation	$218,000	N/A	0	Yes
2019	Construction	Construction	United General Contractors, Inc.	$1,610,000	N/A	0	In progress
2019	Construction	Construction	Valid Electric Co., Inc.	$1,690,000	N/A	1	In progress
2019	Construction	Construction	Big Stuff, Inc.	$184,000	N/A	0	In progress

Executed Agreement Date	Incentive name* (ex: name of grant or tax incentive)	Type of incentive* (ex: grant, tax abatement, loan)	Recipient name*	Incentive amount*	MAR Address / location of investment	Number of District residents employed as a direct result of this investment	Is recipient in compliance with District resident employment requirements?
2019	Construction	Construction	Elite Builders Group	$275,249	N/A	0	In progress
2019	Construction	Construction	Exclusive Services of Texas	$483,205	N/A	0	Yes
2019	Construction	Construction	Adrian L. Merton, Inc.	$950,000	N/A	0	No
2019	Construction	Construction	Extra Clean	$149,000	N/A	0	Yes
2019	Construction	Construction	Allegheny Millwork, Inc.	$693,066	N/A	0	Yes
2019	Construction	Construction	Modular Genius, Inc.	$996,415	N/A	0	Yes
2019	Construction	Construction	Modular Closets	$309,361	N/A	0	Yes
2019	Construction	Construction	ACM Services, Inc.	$614,564	N/A	2	In progress
2019	Construction	Construction	Anchor Construction Corporation	$404,334	N/A	0	In progress
2019	Construction	Construction	Capitol Paving of DC Inc	$920,682	N/A	8	In progress
2019	Construction	Construction	D. Byorick Steel Incorporated	$3,611,086	N/A	0	In progress
2019	Construction	Construction	DC FIRE PROTECTION LLC	$190,000	N/A	0	In progress
2019	Construction	Construction	Heller Electric Company, Inc.	$340,000	N/A	0	Yes
2019	Construction	Construction	J&G Sheet Metal	$300,000	N/A	0	Yes

Executed Agreement Date	Incentive name* (ex: name of grant or tax incentive)	Type of incentive* (ex: grant, tax abatement, loan)	Recipient name*	Incentive amount*	MAR Address / location of investment	Number of District residents employed as a direct result of this investment	Is recipient in compliance with District resident employment requirements?
2019	Construction	Construction	James G. Davis Construction Corporation	$47,250,000	N/A	0	In progress
2019	Construction	Construction	Old Dominion Erectors, Inc.	$191,000	N/A	0	In progress
2019	Construction	Construction	RGS Products, Inc.	$160,000	N/A	0	In progress
2019	Construction	Construction	ABW Appliances	$293,162	N/A	0	Yes
2019	Construction	Construction	Busy Bee Environmental Services, Inc.	$100,000	N/A	1	Yes
2019	Construction	Construction	ACG Advanced Construction Group	$1,427,998	N/A	0	No
2019	Construction	Construction	RSC ELECTRICAL and MECHANICAL CONTRACTORS, INC.	$950,000	N/A	0	Yes
2019	Construction	Construction	AES Electrical Inc. DBA Freestate Electrical Construction	$4,100,000	N/A	6	In progress
2019	Construction	Construction	EAST COAST IRON WORKS INC	$740,000	N/A	0	In progress
2019	Construction	Construction	R&R Mechanical, LLC	$6,947,000	N/A	2	In progress

Executed Agreement Date	Incentive name* (ex: name of grant or tax incentive)	Type of incentive* (ex: grant, tax abatement, loan)	Recipient name*	Incentive amount*	MAR Address / location of investment	Number of District residents employed as a direct result of this investment	Is recipient in compliance with District resident employment requirements?
2019	Construction	Construction	Schnabel Foundation Company	$1,522,000	N/A	4	In progress
2019	Construction	Construction	The Buchanan Contracting Group, LLC	$264,800	N/A	0	In progress
2019	Construction	Construction	Floors, Etc.	$15,000,000	N/A	0	In progress
2019	Construction	Construction	J&W Caulking Applicators, Inc.	$196,000	N/A	0	In progress
2019	Construction	Construction	Miller and Long DC, Inc	$9,030,000	N/A	0	In progress
2019	Construction	Construction	Canterbury Builders Inc.	$1,075,303	N/A	1	In progress
2019	Non-Construction	Non-Construction	CAREER TEAM LLC	$452,500	N/A	0	In progress
2019	Non-Construction	Non-Construction	COMMUNITY OF HOPE INC	$204,734	N/A	1	Yes
2019	Construction	Construction	GCA FLOORS LLC	$1,185,111	N/A	0	In progress
2019	Construction	Construction	Island Annapolis Site Development JV	$1,425,000	N/A	0	In progress
2019	Construction	Construction	MasCabinet, Inc.	$131,000	N/A	0	Yes
2019	Construction	Construction	Miller & Long Company, Inc.	$1,155,000	N/A	19	In progress
2019	Construction	Construction	Monarc Construction, Inc.	$1,593,462	N/A	0	In progress

Executed Agreement Date	Incentive name* (ex: name of grant or tax incentive)	Type of incentive* (ex: grant, tax abatement, loan)	Recipient name*	Incentive amount*	MAR Address / location of investment	Number of District residents employed as a direct result of this investment	Is recipient in compliance with District resident employment requirements?
2019	Construction	Construction	P.C. Richard & Son	$1,452,013	N/A	0	In progress
2019	Non-Construction	Non-Construction	PSAV dba Audio Visual Services Group LLC	$0	N/A	2	In progress
2019	Construction	Construction	R and R Reinforcing, Inc.	$428,093	N/A	0	In progress
2019	Construction	Construction	RJA Construction, Inc	$313,481	N/A	0	In progress
2019	Non-Construction	Non-Construction	TRANSFORMATIVE SOLUTIONS INC	$10,000,000	N/A	0	In progress
2019	Non-Construction	Non-Construction	WASHINGTON OPPORTUNITY INSTITUTE, LLC	$900,000	N/A	0	In progress
2019	Construction	Construction	Integrated Contracting Group VA LLC	$1,750,000	N/A	0	In progress
2019	Non-Construction	Non-Construction	PSI SERVICES LLC	$3,570,000	N/A	0	In progress
2019	Non-Construction	Non-Construction	QUIXOTEC LLC	$10,000,000	N/A	0	In progress
2019	Construction	Construction	Advanced Caulking & Waterproofing, Inc.	$187,739	N/A	0	In progress
2019	Construction	Construction	Ashland Equipment, Inc.	$140,701	N/A	0	Yes
2019	Construction	Construction	DES-DC, Inc.	$164,050	N/A	0	Yes

Executed Agreement Date	Incentive name* (ex: name of grant or tax incentive)	Type of incentive* (ex: grant, tax abatement, loan)	Recipient name*	Incentive amount*	MAR Address / location of investment	Number of District residents employed as a direct result of this investment	Is recipient in compliance with District resident employment requirements?
2019	Construction	Construction	DONOHOE COMPANIES INC THE	$48,331,000	N/A	0	In progress
2019	Construction	Construction	DONOHOE COMPANIES INC THE	$40,950,000	N/A	0	In progress
2019	Construction	Construction	DONOHOE COMPANIES INC THE	$14,721,000	N/A	0	In progress
2019	Construction	Construction	Giron Contractor, Inc.	$255,600	N/A	0	Yes
2019	Construction	Construction	Recreational Design & Construction, Inc.	$289,500	N/A	0	In progress
2019	Construction	Construction	Tricord Masonry LLC	$726,598	N/A	0	Yes
2019	Construction	Construction	U S AQUATICS	$102,910	N/A	0	In progress
2019	Construction	Construction	Will Mill, Inc.	$152,000	N/A	0	In progress
2019	Construction	Construction	WKM SOLUTIONS LLC	$496,000	N/A	0	Yes
2019	Construction	Construction	Partition Plus, Inc.	$103,530	N/A	0	Yes
2019	Construction	Construction	Prospect Waterproofing Co.	$1,468,823	N/A	1	Yes
2019	Construction	Construction	Prospect Waterproofing Co.	$458,800	N/A	0	Yes
2019	Construction	Construction	Prospect Waterproofing Co.	$309,000	N/A	0	Yes
2019	Construction	Construction	Steel Fab	$5,330,000	N/A	0	Yes

Executed Agreement Date	Incentive name* (ex: name of grant or tax incentive)	Type of incentive* (ex: grant, tax abatement, loan)	Recipient name*	Incentive amount*	MAR Address / location of investment	Number of District residents employed as a direct result of this investment	Is recipient in compliance with District resident employment requirements?
2019	Construction	Construction	Total Millwork, LLC	$898,395	N/A	0	In progress
2019	Construction	Construction	Unified Door and Hardware Group LLC	$715,822	N/A	0	Yes
2019	Construction	Construction	Unified Door and Hardware Group LLC	$654,503	N/A	0	Yes
2019	Construction	Construction	Unified Door and Hardware Group LLC	$194,139	N/A	0	Yes
2019	Non-Construction	Non-Construction	Avenue Publishing Company	$900,000	N/A	0	In progress
2019	Construction	Construction	Chapel Valley Landscape Company	$184,375	N/A	0	Yes
2019	Non-Construction	Non-Construction	Clinical Pharmacy Associates	$395,382	N/A	0	In progress
2019	Non-Construction	Non-Construction	CONSTITUENT SERVICES WORLDWIDE	$887,510	N/A	0	In progress
2019	Construction	Construction	Corbett Technology Solutions, Inc.	$237,500	N/A	1	Yes
2019	Construction	Construction	D.H. Kim Enterprises, Inc.	$2,077,043	N/A	0	In progress
2019	Non-Construction	Non-Construction	Empowerment Enterprise Group LLC	$900,000	N/A	0	In progress

Executed Agreement Date	Incentive name* (ex: name of grant or tax incentive)	Type of incentive* (ex: grant, tax abatement, loan)	Recipient name*	Incentive amount*	MAR Address / location of investment	Number of District residents employed as a direct result of this investment	Is recipient in compliance with District resident employment requirements?
2019	Non-Construction	Non-Construction	Fast Data Services LLC	$1,000,000	N/A	0	In progress
2019	Construction	Construction	Floors, Etc.	$1,034,205	N/A	0	Yes
2019	Construction	Construction	GOODWIN BROTHERS SHADES & SPECIALTIES	$160,000	N/A	0	Yes
2019	Construction	Construction	JOHN MORIARTY & ASSOCIATES OF VA LLC	$10,778,836	N/A	0	In progress
2019	Construction	Construction	Krain Building Services	$1,763,073	N/A	0	In progress
2019	Non-Construction	Non-Construction	Lakeland Tours LLC DBA WorldStrides	$900,000	N/A	0	N/A
2019	Construction	Construction	MAGNA CONSTRUCTION MAINTENANCE SE	$350,984	N/A	0	Yes
2019	Non-Construction	Non-Construction	Transitional Housing Corporation (THC)	$1,459,644	N/A	0	In progress
2019	Non-Construction	Non-Construction	Unity Health Care, Inc.	$32,384,332	N/A	5	In progress
2019	Non-Construction	Non-Construction	Alliance to End Strong	$500,000	N/A	0	In progress
2019	Construction	Construction	DC Concrete	$150,000	N/A	0	In progress

Executed Agreement Date	Incentive name* (ex: name of grant or tax incentive)	Type of incentive* (ex: grant, tax abatement, loan)	Recipient name*	Incentive amount*	MAR Address / location of investment	Number of District residents employed as a direct result of this investment	Is recipient in compliance with District resident employment requirements?
2019	Non-Construction	Non-Construction	DIGIDOCS	$10,000,000	N/A	0	In progress
2019	Construction	Construction	HS Solutions, LLC	$428,000	N/A	0	In progress
2019	Non-Construction	Non-Construction	LIMBIC SYSTEMS, INC.	$10,000,000	N/A	0	In progress
2019	Construction	Construction	Long Contractor, Incorporated	$150,000	N/A	0	In progress
2019	Non-Construction	Non-Construction	Lynch Development	$457,970	N/A	0	N/A
2019	Non-Construction	Non-Construction	MDM OFFICE SYSTEMS	$5,000,000	N/A	0	In progress
2019	Non-Construction	Non-Construction	Plwatcher Media Group	$900,000	N/A	0	In progress
2019	Construction	Construction	R&R Mechanical, LLC	$4,585,000	N/A	1	In progress
2019	Construction	Construction	The Phoenix Restoration Group, Inc.	$29,020,800	N/A	0	In progress
2019	Non-Construction	Non-Construction	ADVANCED NETWORK CONSULTING	$10,000,000	N/A	0	In progress
2019	Construction	Construction	AEPA ARCHITECTS ENGINEERS INCAEPA Architects Engineers	$400,000	N/A	0	In progress

Executed Agreement Date	Incentive name* (ex: name of grant or tax incentive)	Type of incentive* (ex: grant, tax abatement, loan)	Recipient name*	Incentive amount*	MAR Address / location of investment	Number of District residents employed as a direct result of this investment	Is recipient in compliance with District resident employment requirements?
2019	Non-Construction	Non-Construction	Amerigroup District of Columbia Inc	$211,000,000	N/A	0	In progress
2019	Non-Construction	Non-Construction	CUBE ROOT CORPORATION	$865,879	N/A	0	In progress
2019	Non-Construction	Non-Construction	MIRIAM'S KITCHEN	$970,000	N/A	0	In progress
2019	Non-Construction	Non-Construction	Plwatcher Media Group	$10,000,000	N/A	0	In progress
2019	Non-Construction	Non-Construction	SUSTAINABLE FACILITIES MANAGEMENT SERVICES	$935,993	N/A	0	In progress
2019	Non-Construction	Non-Construction	VR Systems Inc.	$845,279	N/A	0	N/A
2019	Construction	Construction	Christmas Depot Inc.	$214,690	N/A	1	Yes
2019	Construction	Construction	CONSYS, INC	$2,799,786	N/A	0	In progress
2019	Construction	Construction	CONSYS, INC	$950,000	N/A	0	No
2019	Construction	Construction	Roubin and Janeiro of Virginia, Inc.	$275,000	N/A	2	Yes
2019	Construction	Construction	Prospect Waterproofing Co.	$1,220,000	N/A	0	In progress

Executed Agreement Date	Incentive name* (ex: name of grant or tax incentive)	Type of incentive* (ex: grant, tax abatement, loan)	Recipient name*	Incentive amount*	MAR Address / location of investment	Number of District residents employed as a direct result of this investment	Is recipient in compliance with District resident employment requirements?
2019	Construction	Construction	MAGNA CONSTRUCTION MAINTENANCE SE	$1,928,941	N/A	2	In progress
2019	Construction	Construction	RGS Products, Inc.	$405,750	N/A	0	Yes
2019	Construction	Construction	Broughton Construction Company, LLC	$317,671	N/A	0	In progress
2019	Construction	Construction	CIP Finishes, Inc.	$327,468	N/A	0	In progress
2019	Construction	Construction	Finley Asphalt and Sealing, Inc.	$250,000	N/A	0	Yes
2019	Construction	Construction	HRGM Corporation	$694,193	N/A	0	In progress
2019	Construction	Construction	John York	$58,000	N/A	0	Yes
2019	Construction	Construction	Target Sheet Metal, Inc	$937,000	N/A	5	Yes
2019	Non-Construction	Non-Construction	Amerigroup District of Columbia Inc	$85,000,000	N/A	5	Yes
2019	Non-Construction	Non-Construction	FESCUM INC	$365,660	N/A	0	N/A
2019	Non-Construction	Non-Construction	Five Pearls Consulting	$10,000,000	N/A	0	In progress
2019	Non-Construction	Non-Construction	FRIENDSHIP PLACE	$3,068,542	N/A	0	In progress

Executed Agreement Date	Incentive name* (ex: name of grant or tax incentive)	Type of incentive* (ex: grant, tax abatement, loan)	Recipient name*	Incentive amount*	MAR Address / location of investment	Number of District residents employed as a direct result of this investment	Is recipient in compliance with District resident employment requirements?
2019	Non-Construction	Non-Construction	KPMG LLP	$897,500	N/A	0	In progress
2019	Non-Construction	Non-Construction	KRA Corporation	$10,000,000	N/A	0	In progress
2019	Non-Construction	Non-Construction	Millennium Pools and Spas, LLC	$950,000	N/A	2	In progress
2019	Non-Construction	Non-Construction	NATIONAL ASSOCIATES, INC.	$1,588,195	N/A	0	In progress
2019	Non-Construction	Non-Construction	OMEGA SUPPLY SERVICES INC.	$10,000,000	N/A	0	In progress
2019	Non-Construction	Non-Construction	Outfront Media LLC d/b/a Outfront Media VW Communication	$7,250,000	N/A	0	In progress
2019	Non-Construction	Non-Construction	SYSTEMS INTEGRATION LLC	$10,000,000	N/A	0	In progress
2019	Non-Construction	Non-Construction	TRUSTED HEALTH PLAN	$73,800,000	N/A	10	In progress
2019	Non-Construction	Non-Construction	CATHOLIC CHARITIES OF ARCHDIOCESE OF WASHINGTON, INC	$2,412,968	N/A	1	Yes

Executed Agreement Date	Incentive name* (ex: name of grant or tax incentive)	Type of incentive* (ex: grant, tax abatement, loan)	Recipient name*	Incentive amount*	MAR Address / location of investment	Number of District residents employed as a direct result of this investment	Is recipient in compliance with District resident employment requirements?
2019	Non-Construction	Non-Construction	ISTUDIO ARCHITECTS	$947,590	N/A	0	In progress
2019	Grant	Grant	The National Theatre Corporation	$1,500,000	N/A	1	In progress
2019	Non-Construction	Non-Construction	vTECH SOLUTION	$383,616	N/A	0	In progress
2019	Construction	Construction	5912 Missouri Cooperative Association	$3,459,372	N/A	0	In progress
2019	Construction	Construction	The Keystone Plus Construction Company	$2,120,841	N/A	4	In progress
2019	Non-Construction	Non-Construction	Advanced Education, Inc.	$134,854	N/A	0	In progress
2019	Non-Construction	Non-Construction	D C COMMUNITY HUMANITIES	$1,000,000	N/A	2	In progress
2019	Non-Construction	Non-Construction	Dupont Computers	$5,000,000	N/A	0	In progress
2019	Non-Construction	Non-Construction	JLC Management LLC	$10,000,000	N/A	0	In progress
2019	Non-Construction	Non-Construction	Maitek	$845,279	N/A	0	In progress

Executed Agreement Date	Incentive name* (ex: name of grant or tax incentive)	Type of incentive* (ex: grant, tax abatement, loan)	Recipient name*	Incentive amount*	MAR Address / location of investment	Number of District residents employed as a direct result of this investment	Is recipient in compliance with District resident employment requirements?
2019	Non-Construction	Non-Construction	MBI HEALTH SERVICES, LLC	$10,000,000	N/A	0	In progress
2019	Non-Construction	Non-Construction	Conduent State Healthcare, LLC	$9,840,393	N/A	0	In progress
2019	Non-Construction	Non-Construction	Market Me Consulting	$950,000	N/A	0	In progress
2019	Non-Construction	Non-Construction	OMEGA SUPPLY SERVICES INC.	$900,000	N/A	0	In progress
2019	Non-Construction	Non-Construction	Plwatcher Media Group	$400,000	N/A	0	In progress
2019	Non-Construction	Non-Construction	U.S. OFFICE SOLUTIONS	$5,000,000	N/A	0	N/A
2019	Construction	Construction	WC Smith	$3,185,000	N/A	0	In progress
2019	Construction	Construction	WCS Construction, LLC	$4,980,000	N/A	0	In progress
2019	Non-Construction	Non-Construction	ZP Georgia LLC	$262,000	N/A	0	N/A
2019	Non-Construction	Non-Construction	DIGIDOCS	$750,000	N/A	0	In progress
2019	Non-Construction	Non-Construction	Edgewood/Brookland family Support Collaborative	$975,000	N/A	0	In progress

Executed Agreement Date	Incentive name* (ex: name of grant or tax incentive)	Type of incentive* (ex: grant, tax abatement, loan)	Recipient name*	Incentive amount*	MAR Address / location of investment	Number of District residents employed as a direct result of this investment	Is recipient in compliance with District resident employment requirements?
2019	Non-Construction	Non-Construction	Faith Management Consulting, Inc.	$5,000,000	N/A	0	In progress
2019	Non-Construction	Non-Construction	PATHWAYS TO HOUSING, DC	$2,762,604	N/A	5	In progress
2019	Non-Construction	Non-Construction	ALPHA SECURITY INC	$975,000	N/A	0	In progress
2019	Construction	Construction	Corbett Technology Solutions, Inc.	$256,459	N/A	2	Yes
2019	Non-Construction	Non-Construction	Dantech Corporation, Inc.	$10,000,000	N/A	3	Yes
2019	Non-Construction	Non-Construction	DISTRICT FLOOR DEPOT INC	$10,000,000	N/A	0	In progress
2019	Construction	Construction	Nationwide Electrical Services, Inc.	$2,397,500	N/A	0	Yes
2019	Non-Construction	Non-Construction	NTT DATA State Health Consulting LLC	$10,000,000	N/A	0	In progress
2019	Non-Construction	Non-Construction	Corporate Systems Resources	$950,000	N/A	0	In progress
2019	Non-Construction	Non-Construction	KOVAIS innovative Solutions LLC	$950,000	N/A	0	In progress

Executed Agreement Date	Incentive name* (ex: name of grant or tax incentive)	Type of incentive* (ex: grant, tax abatement, loan)	Recipient name*	Incentive amount*	MAR Address / location of investment	Number of District residents employed as a direct result of this investment	Is recipient in compliance with District resident employment requirements?
2019	Non-Construction	Non-Construction	PUBLIC PERFORMANCE MANAGEMENT, LLC	$10,000,000	N/A	0	In progress
2019	Non-Construction	Non-Construction	Bunifu, LLC	$950,000	N/A	0	In progress
2019	Non-Construction	Non-Construction	CAPITAL CONSULTING LLC	$10,000,000	N/A	0	In progress
2019	Construction	Construction	CONSYS, INC	$869,786	N/A	0	In progress
2019	Construction	Construction	James G. Davis Construction Corporation	$45,611,068	N/A	0	In progress
2019	Construction	Construction	Miller and Long DC, Inc	$17,070,000	N/A	0	In progress
2019	Non-Construction	Non-Construction	ON POINT TECHNOLOGY	$23,307,363	N/A	0	In progress
2019	Non-Construction	Non-Construction	Rohrer enterprises, Inc. DBA/Rohrer Bus Sales	$1,372,940	N/A	0	In progress
2019	Non-Construction	Non-Construction	SOIL AND LAND USE TECHNOLOGY, INC.	$800,000	N/A	1	In progress
2019	Construction	Construction	The Anderson Company, LLC	$676,200	N/A	0	In progress

Executed Agreement Date	Incentive name* (ex: name of grant or tax incentive)	Type of incentive* (ex: grant, tax abatement, loan)	Recipient name*	Incentive amount*	MAR Address / location of investment	Number of District residents employed as a direct result of this investment	Is recipient in compliance with District resident employment requirements?
2019	Construction	Construction	WOODLAWN MECHANICAL CONTRACTORS	$5,308,000	N/A	0	Yes
2019	Non-Construction	Non-Construction	HEALTHY BABIES PROJECT INC	$380,532	N/A	0	In progress
2019	Non-Construction	Non-Construction	INSTITUTE FOR BLDG TECHNOLOGY & SAFETY	$950,000	N/A	0	N/A
2019	Non-Construction	Non-Construction	Louisiana State University and A&M College	$1,647,600	N/A	0	In progress
2019	Non-Construction	Non-Construction	THE GEORGE WASHINGTON	$3,808,117	N/A	0	N/A
2019	Non-Construction	Non-Construction	LATIN AMERICAN YOUTH CENTER	$50,051,703	N/A	0	N/A
2019	Construction	Construction	HRGM Corporation	$979,214	N/A	3	In progress
2019	Construction	Construction	HRGM Corporation	$949,017	N/A	1	In progress
2019	Construction	Construction	GMI Professional Landscaping Inc	$347,637	N/A	0	In progress
2019	Construction	Construction	MAGNA CONSTRUCTION MAINTENANCE SE	$1,470,000	N/A	1	In progress

Executed Agreement Date	Incentive name* (ex: name of grant or tax incentive)	Type of incentive* (ex: grant, tax abatement, loan)	Recipient name*	Incentive amount*	MAR Address / location of investment	Number of District residents employed as a direct result of this investment	Is recipient in compliance with District resident employment requirements?
2019	Construction	Construction	ACECO, LLC	$325,000	N/A	0	In progress
2019	Construction	Construction	Anchor Construction Corporation	$334,000	N/A	0	In progress
2019	Construction	Construction	Baker DC, LLC	$2,067,684	N/A	1	Yes
2019	Construction	Construction	BALFOUR BEATTY CONSTRUCTION	$175,000,000	N/A	1	In progress
2019	Construction	Construction	Blackwood of DC, LLC	$1,512,897	N/A	0	In progress
2019	Construction	Construction	Custom Walls & Windows, Inc.	$1,784,000	N/A	0	In progress
2019	Construction	Construction	Dynamic Contracting, Inc.	$1,793,259	N/A	0	In progress
2019	Construction	Construction	Gordon Contractors, Inc.	$2,086,000	N/A	0	Yes
2019	Construction	Construction	Miller & Long Company, Inc.	$2,686,016	N/A	0	Yes
2019	Construction	Construction	National Technology Integrators-NTI	$152,500	N/A	0	In progress
2019	Construction	Construction	Olympia Swimming Pool Co.	$159,225	N/A	0	Yes
2019	Construction	Construction	R.V. Carey's Plumbing & Heating, Inc.	$2,956,000	N/A	0	Yes

Executed Agreement Date	Incentive name* (ex: name of grant or tax incentive)	Type of incentive* (ex: grant, tax abatement, loan)	Recipient name*	Incentive amount*	MAR Address / location of investment	Number of District residents employed as a direct result of this investment	Is recipient in compliance with District resident employment requirements?
2019	Construction	Construction	R.V. Carey's Plumbing & Heating, Inc.	$2,571,200	N/A	0	Yes
2019	Construction	Construction	R.V. Carey's Plumbing & Heating, Inc.	$994,951	N/A	0	Yes
2019	Construction	Construction	STAR ENTERPRISES INC	$178,995	N/A	1	In progress
2019	Construction	Construction	Strittmatter Metro, LLC	$7,930,000	N/A	3	In progress
2019	Construction	Construction	Anchor Construction Corporation	$270,000	N/A	2	In progress
2019	Construction	Construction	Belfast DC LLC	$7,638,770	N/A	3	In progress
2019	Construction	Construction	Berkel & Company Contractors, Inc.	$1,115,000	N/A	2	In progress
2019	Construction	Construction	Capitol Paving of DC Inc	$739,380	N/A	0	In progress
2019	Construction	Construction	Power Design, Inc.	$1,135,000	N/A	0	In progress
2019	Construction	Construction	Prospect Waterproofing Co.	$1,091,500	N/A	0	In progress
2019	Construction	Construction	The Anderson Company, LLC	$465,000	N/A	0	In progress
2019	Construction	Construction	Wings Enterprises, Inc.	$430,598	N/A	6	In progress
2019	Construction	Construction	WKM SOLUTIONS LLC	$798,745	N/A	0	Yes
2019	Construction	Construction	WKM SOLUTIONS LLC	$713,812	N/A	0	Yes
2019	Construction	Construction	Bennett Group, Inc.	$1,599,971	N/A	0	In progress

Executed Agreement Date	Incentive name* (ex: name of grant or tax incentive)	Type of incentive* (ex: grant, tax abatement, loan)	Recipient name*	Incentive amount*	MAR Address / location of investment	Number of District residents employed as a direct result of this investment	Is recipient in compliance with District resident employment requirements?
2019	Construction	Construction	Bennett Group, Inc.	$1,447,066	N/A	0	Yes
2019	Non-Construction	Non-Construction	COLUMN TECHNOLOGIES, INC.	$686,462	N/A	0	In progress
2019	Construction	Construction	MCN Build	$752,433	N/A	0	In progress
2019	Construction	Construction	The Pierce Painting & Wall Covering	$431,710	N/A	0	In progress
2019	Construction	Construction	Vasquez Construction	$120,000	N/A	0	Yes
2019	Construction	Construction	Anderson Mechanical Services, Inc.	$3,108,000	N/A	0	Yes
2019	Construction	Construction	Anderson Mechanical Services, Inc.	$1,082,420	N/A	3	Yes
2019	Construction	Construction	Calvert Masonry, Inc.	$4,458,701	N/A	0	Yes
2019	Construction	Construction	Consolidated Waterproofing Contractors	$437,000	N/A	0	In progress
2019	Construction	Construction	DiGregorio Drywall LLC	$3,082,485	N/A	3	Yes
2019	Construction	Construction	DiGregorio Drywall LLC	$2,561,373	N/A	0	Yes
2019	Construction	Construction	DiGregorio Drywall LLC	$1,322,948	N/A	0	Yes
2019	Construction	Construction	GK & G Masonry, LLC	$1,718,780	N/A	6	In progress
2019	Construction	Construction	Judd Fire Protection, LLC	$744,563	N/A	0	Yes

Executed Agreement Date	Incentive name* (ex: name of grant or tax incentive)	Type of incentive* (ex: grant, tax abatement, loan)	Recipient name*	Incentive amount*	MAR Address / location of investment	Number of District residents employed as a direct result of this investment	Is recipient in compliance with District resident employment requirements?
2019	Construction	Construction	Miscellaneous Metals, Inc.	$994,686	N/A	0	Yes
2019	Construction	Construction	Miscellaneous Metals, Inc.	$642,590	N/A	0	Yes
2019	Construction	Construction	Miscellaneous Metals, Inc.	$349,794	N/A	0	Yes
2019	Construction	Construction	Total Millwork, LLC	$1,540,000	N/A	0	In progress
2019	Construction	Construction	USA Construction Services, Inc	$1,133,675	N/A	0	Yes
2019	Construction	Construction	Broughton Construction Company, LLC	$1,415,140	N/A	0	Yes
2019	Construction	Construction	Goel Services, Inc.	$2,188,000	N/A	0	No
2019	Grant	Grant	Woolly Mammoth Theatre Company	$1,000,000	N/A	1	Yes
2019	Construction	Construction	Berkel & Company Contractors, Inc.	$1,389,000	N/A	2	In progress
2019	Construction	Construction	Hitt Contracting INC	$54,000,000	N/A	0	In progress
2019	Construction	Construction	Joseph J. Magnolia, Inc.	$210,000	N/A	0	In progress
2019	Construction	Construction	Miscellaneous Metals, Inc.	$900,000	N/A	0	In progress

Executed Agreement Date	Incentive name* (ex: name of grant or tax incentive)	Type of incentive* (ex: grant, tax abatement, loan)	Recipient name*	Incentive amount*	MAR Address / location of investment	Number of District residents employed as a direct result of this investment	Is recipient in compliance with District resident employment requirements?
2019	Construction	Construction	Moretrench American Corporation	$269,030	N/A	0	In progress
2019	Construction	Construction	Prospect Waterproofing Co.	$1,700,000	N/A	2	In progress
2019	Construction	Construction	The Anderson Company, LLC	$1,196,941	N/A	3	In progress
2019	Non-Construction	Non-Construction	D&A Construction Corp.	$4,800,000	N/A	0	In progress
2019	Non-Construction	Non-Construction	KOVAIS innovative Solutions LLC	$10,000,000	N/A	0	In progress
2019	Construction	Construction	RPM Construction Corp.	$441,500	N/A	2	In progress
2019	Non-Construction	Non-Construction	SAGITEC SOLUTIONS, LLC	$7,699,723	N/A	0	In progress
2019	Non-Construction	Non-Construction	THE AQUILINE GROUP	$750,000	N/A	0	In progress
2019	Non-Construction	Non-Construction	CLEARLY INNOVATIVE INC	$10,000,000	N/A	0	In progress
2019	Non-Construction	Non-Construction	FAST ENTERPRISES	$16,709,135	N/A	0	In progress
2019	Construction	Construction	Bausum & Duckett Electric, LLC	$6,560,000	N/A	0	Yes

Executed Agreement Date	Incentive name* (ex: name of grant or tax incentive)	Type of incentive* (ex: grant, tax abatement, loan)	Recipient name*	Incentive amount*	MAR Address / location of investment	Number of District residents employed as a direct result of this investment	Is recipient in compliance with District resident employment requirements?
2019	Construction	Construction	Bausum & Duckett Electric, LLC	$1,812,000	N/A	0	Yes
2019	Construction	Construction	Calvert Masonry, Inc.	$2,092,000	N/A	0	No
2019	Construction	Construction	Calvert Masonry, Inc.	$905,124	N/A	0	Yes
2019	Construction	Construction	Calvert Masonry, Inc.	$777,700	N/A	0	No
2019	Construction	Construction	Chiaramonte Construction Company	$1,243,180	N/A	0	In progress
2019	Construction	Construction	F&L Construction	$365,018	N/A	0	In progress
2019	Construction	Construction	Floors, Etc.	$2,239,000	N/A	0	In progress
2019	Construction	Construction	James Myers Company, Inc.	$1,725,000	N/A	0	Yes
2019	Construction	Construction	P.C. Richard & Son	$837,500	N/A	0	Yes
2019	Construction	Construction	Valley Lighting, LLC	$257,540	N/A	0	In progress
2019	Non-Construction	Non-Construction	GREAT MINDS LLC	$1,452,671	N/A	0	N/A
2019	Non-Construction	Non-Construction	KAPLAN COMPANIES INC	$331,533	N/A	0	In progress
2019	Construction	Construction	Ruppert Landscape,Inc.	$205,971	N/A	0	In progress
2019	Construction	Construction	Schindler Elevator Corporation	$874,600	N/A	0	Yes

Executed Agreement Date	Incentive name* (ex: name of grant or tax incentive)	Type of incentive* (ex: grant, tax abatement, loan)	Recipient name*	Incentive amount*	MAR Address / location of investment	Number of District residents employed as a direct result of this investment	Is recipient in compliance with District resident employment requirements?
2019	Construction	Construction	Schindler Elevator Corporation	$743,600	N/A	0	Yes
2019	Non-Construction	Non-Construction	TRANSFORMATIVE SOLUTIONS INC	$500,000	N/A	0	In progress
2019	Non-Construction	Non-Construction	WASHINGTON BALLET	$1,000,000	N/A	0	In progress
2019	Construction	Construction	AIW, Inc.	$1,235,000	N/A	0	Yes
2019	Construction	Construction	Anchor Construction Corporation	$171,000	N/A	0	Yes
2019	Construction	Construction	Atlantic Aluminum Products	$260,000	N/A	0	Yes
2019	Construction	Construction	Clark Foundations, LLC	$1,270,000	N/A	0	Yes
2019	Construction	Construction	Floors, Etc.	$1,640,000	N/A	0	Yes
2019	Non-Construction	Non-Construction	SAFEbuilt	$950,000	N/A	0	In progress
2019	Construction	Construction	Capitol Paving of DC Inc	$1,282,957	N/A	0	N/A
2019	Non-Construction	Non-Construction	CBE Partners, LLC	$874,863	N/A	0	In progress
2019	Non-Construction	Non-Construction	DELOITTE CONSULTING LLP	$48,187,570	N/A	0	In progress

Executed Agreement Date	Incentive name* (ex: name of grant or tax incentive)	Type of incentive* (ex: grant, tax abatement, loan)	Recipient name*	Incentive amount*	MAR Address / location of investment	Number of District residents employed as a direct result of this investment	Is recipient in compliance with District resident employment requirements?
2019	Non-Construction	Non-Construction	E-LOGIC INC	$10,000,000	N/A	0	In progress
2019	Non-Construction	Non-Construction	MVS, Inc.	$674,992	N/A	0	In progress
2019	Non-Construction	Non-Construction	STAR OFFICE PRODUCTS	$950,000	N/A	0	In progress
2019	Non-Construction	Non-Construction	STOCKBRIDGE CONSULTING	$950,000	N/A	0	In progress
2019	Non-Construction	Non-Construction	vTECH SOLUTION	$500,000	N/A	0	In progress
2019	Non-Construction	Non-Construction	Cambria Solutions Inc	$2,258,542	N/A	0	In progress
2019	Construction	Construction	Chiaramonte Construction Company	$331,000	N/A	0	Yes
2019	Non-Construction	Non-Construction	FILMFEST DC	$500,000	N/A	0	In progress
2019	Non-Construction	Non-Construction	KPMG LLP	$324,850	N/A	0	In progress
2019	Non-Construction	Non-Construction	Morgans/JIMMIE MUSCATELLO	$900,000	N/A	0	In progress

Executed Agreement Date	Incentive name* (ex: name of grant or tax incentive)	Type of incentive* (ex: grant, tax abatement, loan)	Recipient name*	Incentive amount*	MAR Address / location of investment	Number of District residents employed as a direct result of this investment	Is recipient in compliance with District resident employment requirements?
2019	Non-Construction	Non-Construction	Sandata Technologies., LLC	$3,831,889	N/A	0	In progress
2019	Non-Construction	Non-Construction	PSYCHIATRIC INSTITUTE OF WASHINGTON	$1,320,191	N/A	0	N/A
2019	Construction	Construction	Chapel Valley Landscape Company	$860,000	N/A	0	In progress
2019	Construction	Construction	Genco Masonry, Inc.	$810,000	N/A	5	In progress
2019	Construction	Construction	KOYDOL INC	$515,000	N/A	0	In progress
2019	Construction	Construction	THE CONTAINER STORE INC	$434,996	N/A	0	In progress
2019	Construction	Construction	Genco Masonry, Inc.	$251,000	N/A	3	In progress
2019	Construction	Construction	RH Steel Erectors, Inc.	$300,000	N/A	0	In progress
2019	Construction	Construction	Anchor Construction Corporation	$323,765	N/A	2	Yes
2019	Construction	Construction	Hope Cooperative Association	$1,900,773	N/A	0	No
2019	Non-Construction	Non-Construction	MBI HEALTH SERVICES, LLC	$1,316,764	N/A	82	In progress
2019	Construction	Construction	SB WORKS	$350,000	N/A	1	In progress
2019	Construction	Construction	CAFFES-STEELE Inc.	$4,007,000	N/A	0	Yes
2019	Construction	Construction	CAFFES-STEELE Inc.	$2,968,000	N/A	0	Yes

Executed Agreement Date	Incentive name* (ex: name of grant or tax incentive)	Type of incentive* (ex: grant, tax abatement, loan)	Recipient name*	Incentive amount*	MAR Address / location of investment	Number of District residents employed as a direct result of this investment	Is recipient in compliance with District resident employment requirements?
2019	Construction	Construction	CAFFES-STEELE Inc.	$1,245,000	N/A	0	Yes
2019	Construction	Construction	Power Design, Inc.	$3,825,000	N/A	0	In progress
2019	Construction	Construction	The Keystone Plus Construction Company	$1,021,895	N/A	0	Yes
2019	Construction	Construction	Goldin & Stafford, Inc.	$2,075,400	N/A	1	In progress
2019	Construction	Construction	Paradigm Contractors II, LLC	$135,000,000	N/A	0	In progress
2019	Construction	Construction	Valley Lighting, LLC	$257,540	N/A	0	In progress
2019	Construction	Construction	Belfast DC LLC	$7,638,770	N/A	0	In progress
2019	Construction	Construction	Providence Construction, Inc.	$1,744,021	N/A	2	Yes
2019	Construction	Construction	IRON FABRICATION SERVICES LLC	$760,000	N/A	2	In progress
2019	Construction	Construction	Pivec Mechanical, LLC	$8,743,656	N/A	0	In progress
2019	Construction	Construction	Baker DC, LLC	$10,683,000	N/A	8	In progress
2019	Construction	Construction	Dynalectric Company	$106,930	N/A	0	In progress
2019	Construction	Construction	Gordon Contractors, Inc.	$553,550	N/A	0	In progress
2019	Construction	Construction	Plinth Contracting Group, LLC	$692,000	N/A	0	In progress
2019	Construction	Construction	Precision Wall Tech, Inc.	$390,000	N/A	0	Yes

Executed Agreement Date	Incentive name* (ex: name of grant or tax incentive)	Type of incentive* (ex: grant, tax abatement, loan)	Recipient name*	Incentive amount*	MAR Address / location of investment	Number of District residents employed as a direct result of this investment	Is recipient in compliance with District resident employment requirements?
2019	Construction	Construction	Service Glass Industries	$7,670,000	N/A	0	In progress
2019	Construction	Construction	Shickel Corporation	$160,000	N/A	0	In progress
2019	Construction	Construction	VIKA Capitol, LLC	$172,200	N/A	0	In progress
2019	Construction	Construction	AMA Construction Co., Inc.	$446,580	N/A	0	Yes
2019	Construction	Construction	American Stone Virginia, LLC	$1,350,000	N/A	0	In progress
2019	Construction	Construction	CONSYS, INC	$1,778,786	N/A	0	In progress
2019	Construction	Construction	JI GENERAL CONTRACTORS, INC	$360,000	N/A	0	In progress
2019	Construction	Construction	The Keystone Plus Construction Company	$991,700	N/A	2	In progress
2019	Construction	Construction	The Keystone Plus Construction Company	$967,500	N/A	0	N/A
2019	Non-Construction	Non-Construction	BERTRAM LAW GROUP LLC	$950,000	N/A	0	In progress
2019	Non-Construction	Non-Construction	LIEFF CABRASER HEIMANN & BERRNSTEIN LLP	$950,000	N/A	0	In progress
2019	Non-Construction	Non-Construction	RHG Group Inc.	$500,000	N/A	0	In progress

Executed Agreement Date	Incentive name* (ex: name of grant or tax incentive)	Type of incentive* (ex: grant, tax abatement, loan)	Recipient name*	Incentive amount*	MAR Address / location of investment	Number of District residents employed as a direct result of this investment	Is recipient in compliance with District resident employment requirements?
2019	Non-Construction	Non-Construction	Universal Healthcare Mgmt.Services,Inc.	$1,400,000	N/A	12	Yes
2019	Construction	Construction	Cucina Craft USA, LLC	$595,072	N/A	0	Yes
2019	Construction	Construction	HAR Construction	$565,000	N/A	0	Yes
2019	Construction	Construction	Datawatch Systems, Inc.	$239,415	N/A	0	In progress
2019	Construction	Construction	Chesapeake Sprinkler Company	$546,692	N/A	0	In progress
2019	Construction	Construction	DelRay Contract Glazing LLC	$415,191	N/A	0	In progress
2019	Construction	Construction	BALFOUR BEATTY CONSTRUCTION	$1,539,802	N/A	0	In progress
2019	Construction	Construction	Blueridge, Inc.	$2,523,663	N/A	2	In progress
2019	Construction	Construction	J and B Floor Inc	$224,000	N/A	0	Yes
2019	Construction	Construction	RL Harris Welding, LLC	$740,000	N/A	1	In progress
2019	Construction	Construction	Sucre Contractors	$264,000	N/A	0	Yes
2019	Non-Construction	Non-Construction	Adrian L. Merton, Inc.	$375,807	N/A	0	In progress
2019	Non-Construction	Non-Construction	HOMES FOR HOPE	$262,400	N/A	0	In progress
2019	Non-Construction	Non-Construction	VANTIX/ The Pittman Group Inc.	$499,966	N/A	0	In progress

Executed Agreement Date	Incentive name* (ex: name of grant or tax incentive)	Type of incentive* (ex: grant, tax abatement, loan)	Recipient name*	Incentive amount*	MAR Address / location of investment	Number of District residents employed as a direct result of this investment	Is recipient in compliance with District resident employment requirements?
2019	Construction	Construction	DC General Construction, Inc.	$504,182	N/A	0	In progress
2019	Construction	Construction	DC General Construction, Inc.	$445,818	N/A	0	N/A
2019	Construction	Construction	Nastos Construction, Inc.	$885,115	N/A	0	In progress
2019	Construction	Construction	Nastos Construction, Inc.	$478,743	N/A	0	In progress
2019	Non-Construction	Non-Construction	VALLEY SUPPLY & EQUIPMENT CO. INC	$313,193	N/A	0	In progress
2019	Construction	Construction	The Keystone Plus Construction Company	$977,000	N/A	0	Yes
2019	Non-Construction	Non-Construction	AMERICAN BUSINESS SUPPLIES	$662,865	N/A	0	In progress
2019	Non-Construction	Non-Construction	Customer Expression Corp.	$270,080	N/A	0	In progress
2019	Non-Construction	Non-Construction	dBase Technologies LLC	$10,000,000	N/A	0	In progress
2019	Non-Construction	Non-Construction	DELOITTE CONSULTING LLP	$15,998,911	N/A	0	In progress

Executed Agreement Date	Incentive name* (ex: name of grant or tax incentive)	Type of incentive* (ex: grant, tax abatement, loan)	Recipient name*	Incentive amount*	MAR Address / location of investment	Number of District residents employed as a direct result of this investment	Is recipient in compliance with District resident employment requirements?
2019	Non-Construction	Non-Construction	IBM	$23,697,969	N/A	0	In progress
2019	Non-Construction	Non-Construction	MARU SOLUTIONS INCORPORATED	$10,000,000	N/A	0	In progress
2019	Non-Construction	Non-Construction	SHER EDLING LLP	$26,000,000	N/A	0	N/A
2019	Construction	Construction	CIP Finishes, Inc.	$308,290	N/A	0	In progress
2019	Construction	Construction	Ennis Electric Co	$4,670,000	N/A	1	In progress
2019	Non-Construction	Non-Construction	Evangelista Worley LLC	$100,000	N/A	0	In progress
2019	Non-Construction	Non-Construction	Milberg Tadler Phillip Suite 1920	$26,000,000	N/A	0	In progress
2019	Construction	Construction	R.B. Hinkle Construction, Inc.	$223,750	N/A	0	Yes
2019	Non-Construction	Non-Construction	SPECTRUM MANAGEMENT, LLC	$4,872,685	N/A	0	In progress
2019	Non-Construction	Non-Construction	TOUCAN PRINTING AND PROMOTIONAL PRODUCTS	$750,000	N/A	0	In progress
2019	Non-Construction	Non-Construction	EarthSoft Inc	$396,970	N/A	0	In progress

Executed Agreement Date	Incentive name* (ex: name of grant or tax incentive)	Type of incentive* (ex: grant, tax abatement, loan)	Recipient name*	Incentive amount*	MAR Address / location of investment	Number of District residents employed as a direct result of this investment	Is recipient in compliance with District resident employment requirements?
2019	Construction	Construction	J.L. Terrell Construction LLC	$182,203	N/A	0	In progress
2019	Construction	Construction	WINMAR INC	$1,240,000	N/A	0	Yes
2019	Construction	Construction	WKM SOLUTIONS LLC	$446,112	N/A	0	In progress
2019	Non-Construction	Non-Construction	GARTNER INC.	$1,544,071	N/A	0	In progress
2019	Non-Construction	Non-Construction	Intralot Inc.	$225,000,000	N/A	0	In progress
2019	Non-Construction	Non-Construction	JACOBS ENGINEERING CO	$12,187,500	N/A	0	In progress
2019	Non-Construction	Non-Construction	SUSTAINABLE FACILITIES MANAGEMENT SERVICES	$339,347	N/A	0	In progress
2019	Non-Construction	Non-Construction	THE ROBERT BOBB GROUP, LLC	$1,650,000	N/A	2	In progress
2019	Construction	Construction	Advanced Window, Inc.	$1,950,000	N/A	0	In progress
2019	Construction	Construction	M&G Services, Inc.	$345,145	N/A	2	Yes
2019	Construction	Construction	Utility Systems C&E, LLC	$270,968	N/A	0	Yes
2019	Construction	Construction	Eastcoast Siding, Inc. dba EastCoast Exteriors	$636,000	N/A	0	In progress

Executed Agreement Date	Incentive name* (ex: name of grant or tax incentive)	Type of incentive* (ex: grant, tax abatement, loan)	Recipient name*	Incentive amount*	MAR Address / location of investment	Number of District residents employed as a direct result of this investment	Is recipient in compliance with District resident employment requirements?
2019	Construction	Construction	JB&L Cleaning Services, Inc.	$140,358	N/A	0	In progress
2019	Non-Construction	Non-Construction	PARKMOBILE USA,	$3,600,000	N/A	0	In progress
2019	Non-Construction	Non-Construction	Adrian L. Merton, Inc.	$950,000	N/A	0	In progress
2019	Non-Construction	Non-Construction	Tax Credit Asset Management	$2,647,311	N/A	0	In progress
2019	Non-Construction	Non-Construction	AGILIAN LLC	$950,000	N/A	0	In progress
2019	Non-Construction	Non-Construction	APH Innovative Consulting Group, LLC	$950,000	N/A	0	In progress
2019	Non-Construction	Non-Construction	CADOGAN & ASSOCIATES LLC	$950,000	N/A	0	In progress
2019	Non-Construction	Non-Construction	CADOGAN & ASSOCIATES LLC	$500,000	N/A	0	N/A
2019	Non-Construction	Non-Construction	COMMUNITY COLLEGE PREPARATORY ACADEMY	$300,000	N/A	0	In progress
2019	Non-Construction	Non-Construction	ERGO SOLUTIONS LLC	$10,000,000	N/A	0	In progress

Executed Agreement Date	Incentive name* (ex: name of grant or tax incentive)	Type of incentive* (ex: grant, tax abatement, loan)	Recipient name*	Incentive amount*	MAR Address / location of investment	Number of District residents employed as a direct result of this investment	Is recipient in compliance with District resident employment requirements?
2019	Non-Construction	Non-Construction	HOUGHTON MIFFLIN HARTCOURT PUBLISHING COMPANY	$415,995	N/A	0	In progress
2019	Non-Construction	Non-Construction	Kline Imports Arlington, Inc	$760,500	N/A	0	No
2019	Non-Construction	Non-Construction	MI CASA MY HOUSE INC	$200,000	N/A	0	In progress
2019	Non-Construction	Non-Construction	MINDCUBED	$10,000,000	N/A	0	In progress
2019	Non-Construction	Non-Construction	North Capitol Partners LLC	$500,000	N/A	0	In progress
2019	Non-Construction	Non-Construction	OCTANE	$959,775	N/A	0	In progress
2019	Non-Construction	Non-Construction	OCTANE	$432,185	N/A	0	In progress
2019	Non-Construction	Non-Construction	OPEN SOURCE TECHNICAL INC.	$10,000,000	N/A	0	In progress
2019	Non-Construction	Non-Construction	PUBLIC CONSULTING GROUP, INC.	$1,460,232	N/A	0	In progress
2019	Non-Construction	Non-Construction	PUBLIC PERFORMANCE MANAGEMENT, LLC	$1,150,304	N/A	0	In progress

Executed Agreement Date	Incentive name* (ex: name of grant or tax incentive)	Type of incentive* (ex: grant, tax abatement, loan)	Recipient name*	Incentive amount*	MAR Address / location of investment	Number of District residents employed as a direct result of this investment	Is recipient in compliance with District resident employment requirements?
2019	Non-Construction	Non-Construction	THE AQUILINE GROUP	$400,000	N/A	0	In progress
2019	Non-Construction	Non-Construction	INNOVATION LIFE SOLUTION	$900,000	N/A	0	In progress
2019	Non-Construction	Non-Construction	RSC ELECTRICAL and MECHANICAL CONTRACTORS, INC.	$300,000	N/A	0	In progress
2019	Construction	Construction	SOIL AND LAND USE TECHNOLOGY, INC.	$613,000	N/A	0	In progress
2019	Non-Construction	Non-Construction	vTECH SOLUTION	$10,000,000	N/A	0	In progress
2019	Construction	Construction	Millennium Pools and Spas, LLC	$351,634	N/A	5	Yes
2019	Construction	Construction	The Severn Group	$9,000,000	N/A	2	In progress
2019	Non-Construction	Non-Construction	DC09, LLC	$38,000,000	N/A	7	Yes
2019	Non-Construction	Non-Construction	M JONES COMPANIES LLC	$300,000	N/A	1	Yes
2019	Non-Construction	Non-Construction	VETERANS SERVICES CORPORATION	$21,000,000	N/A	0	In progress

Executed Agreement Date	Incentive name* (ex: name of grant or tax incentive)	Type of incentive* (ex: grant, tax abatement, loan)	Recipient name*	Incentive amount*	MAR Address / location of investment	Number of District residents employed as a direct result of this investment	Is recipient in compliance with District resident employment requirements?
2019	Non-Construction	Non-Construction	Globe Manufacturing Company LLC.	$1,000,000	N/A	0	In progress
2019	Construction	Construction	D.H. Kim Enterprises, Inc.	$441,500	N/A	0	In progress
2019	Construction	Construction	JPN Masonry, LLC	$509,510	N/A	0	In progress
2019	Construction	Construction	A. Wash & Associates, Inc.	$1,019,000	N/A	1	In progress
2019	Non-Construction	Non-Construction	American Express	$990,000	N/A	0	In progress
2019	Non-Construction	Non-Construction	ASSOCIATED COMMUNITY SERVICES, INC.	$932,185	N/A	0	N/A
2019	Non-Construction	Non-Construction	VISION SECURITY SOLUTIONS LLC	$1,306,900	N/A	0	In progress
2019	Construction	Construction	American Millwork and Cabinetry	$263,637	N/A	0	Yes
2019	Non-Construction	Non-Construction	M JONES COMPANIES LLC	$659,942	N/A	13	Yes
2019	Construction	Construction	Atlantic Refinishing & Restoration, Inc.	$2,185,214	N/A	3	In progress
2019	Construction	Construction	Hoitt Construction	$2,879,417	N/A	0	In progress

Executed Agreement Date	Incentive name* (ex: name of grant or tax incentive)	Type of incentive* (ex: grant, tax abatement, loan)	Recipient name*	Incentive amount*	MAR Address / location of investment	Number of District residents employed as a direct result of this investment	Is recipient in compliance with District resident employment requirements?
2019	Non-Construction	Non-Construction	MVS, Inc.	$477,407	N/A	0	In progress
2019	Construction	Construction	Nelson Specialties Inc	$172,455	N/A	0	Yes
2019	Non-Construction	Non-Construction	JUSTICE & SUSTAINABILITY ASSOC LLC	$10,000,000	N/A	0	In progress
2019	Non-Construction	Non-Construction	OCTANE	$396,349	N/A	0	In progress
2019	Construction	Construction	Architectural Wood, LLC	$551,575	N/A	0	Yes
2019	Construction	Construction	Ranger Specialized Glass, Inc.	$814,000	N/A	0	Yes
2019	Construction	Construction	AES Electrical Inc. DBA Freestate Electrical Construction	$13,700,000	N/A	1	In progress
2019	Construction	Construction	Centennial Builders, Inc.	$1,190,000	N/A	0	In progress
2019	Construction	Construction	Moretrench American Corporation	$2,550,000	N/A	6	In progress
2019	Non-Construction	Non-Construction	The International Spy Museum LLC	$50,000,000	N/A	23	In progress

Executed Agreement Date	Incentive name* (ex: name of grant or tax incentive)	Type of incentive* (ex: grant, tax abatement, loan)	Recipient name*	Incentive amount*	MAR Address / location of investment	Number of District residents employed as a direct result of this investment	Is recipient in compliance with District resident employment requirements?
2019	Construction	Construction	CAPITAL Construction Group, LLC	$754,425	N/A	0	In progress
2019	Construction	Construction	Fire & Life Safety America, Inc.	$461,105	N/A	0	In progress
2019	Construction	Construction	Prospect Waterproofing Co.	$425,000	N/A	0	In progress
2019	Non-Construction	Non-Construction	RATP DEV DC CIRCULATOR LLC	$529,312,623	N/A	110	In progress
2019	Construction	Construction	Thyssenkrupp Elevator Company	$398,248	N/A	0	In progress
2019	Construction	Construction	Adrian L. Merton, Inc.	$400,731	N/A	1	Yes
2019	Construction	Construction	Chiaramonte Construction Company	$1,096,718	N/A	0	Yes
2019	Construction	Construction	Chiaramonte Construction Company	$1,128,916	N/A	0	In progress
2019	Construction	Construction	WINMAR INC	$1,000,000	N/A	0	Yes
2019	Construction	Construction	DC Concrete	$158,000	N/A	0	In progress
2019	Non-Construction	Non-Construction	REYNOLDS AND ASSOCIATES	$3,858,397	N/A	1	In progress
2019	Non-Construction	Non-Construction	VETERANS SERVICES CORPORATION	$740,000	N/A	1	In progress

Executed Agreement Date	Incentive name* (ex: name of grant or tax incentive)	Type of incentive* (ex: grant, tax abatement, loan)	Recipient name*	Incentive amount*	MAR Address / location of investment	Number of District residents employed as a direct result of this investment	Is recipient in compliance with District resident employment requirements?
2019	Non-Construction	Non-Construction	WATKINS SECURITY AGENCY OF D C INCORPORATED	$1,592,606	N/A	2	Yes
2019	Non-Construction	Non-Construction	CAPITAL Construction Group, LLC	$553,485	N/A	0	In progress
2019	Non-Construction	Non-Construction	CDW GOVERNMENT INC	$11,699,994	N/A	0	In progress
2019	Construction	Construction	District Electrical Services, Inc.	$1,512,000	N/A	1	In progress
2019	Construction	Construction	Garcia's Mechanical	$1,001,818	N/A	3	In progress
2019	Construction	Construction	LP Roofing	$371,000	N/A	0	In progress
2019	Non-Construction	Non-Construction	Multi-Therapeutic Services Inc	$915,809	N/A	0	In progress
2019	Construction	Construction	Oak Tree Masonry	$495,675	N/A	1	In progress
2019	Non-Construction	Non-Construction	RCM OF WASHINGTON	$500,000	N/A	0	In progress
2019	Non-Construction	Non-Construction	RIZEUP TECHNOLOGY TRAINING	$574,480	N/A	0	In progress
2019	Non-Construction	Non-Construction	RSC ELECTRICAL and MECHANICAL CONTRACTORS, INC.	$500,000	N/A	0	In progress

Executed Agreement Date	Incentive name* (ex: name of grant or tax incentive)	Type of incentive* (ex: grant, tax abatement, loan)	Recipient name*	Incentive amount*	MAR Address / location of investment	Number of District residents employed as a direct result of this investment	Is recipient in compliance with District resident employment requirements?
2019	Non-Construction	Non-Construction	SEAGRAVE FIRE APPARATUS, LLC	$500,000	N/A	0	In progress
2019	Non-Construction	Non-Construction	STAR OFFICE PRODUCTS	$500,000	N/A	0	In progress
2019	Construction	Construction	James G. Davis Construction Corporation	$70,897,459	N/A	0	In progress
2019	Construction	Construction	Robey, Inc.	$1,105,000	N/A	0	In progress
2019	Non-Construction	Non-Construction	ADVANCED NETWORK CONSULTING	$614,014	N/A	0	In progress
2019	Construction	Construction	Allstate Flooring of DC, LLC	$223,300	N/A	0	In progress
2019	Construction	Construction	American Stone Virginia, LLC	$716,065	N/A	0	In progress
2019	Non-Construction	Non-Construction	Center for the Study of Social Policy	$950,000	N/A	0	In progress
2019	Non-Construction	Non-Construction	THE AQUILINE GROUP	$900,000	N/A	0	In progress
2019	Construction	Construction	Heritage Mechanical, LLC	$1,959,500	N/A	0	In progress
2019	Construction	Construction	Modular Genius, Inc.	$678,604	N/A	0	Yes

Executed Agreement Date	Incentive name* (ex: name of grant or tax incentive)	Type of incentive* (ex: grant, tax abatement, loan)	Recipient name*	Incentive amount*	MAR Address / location of investment	Number of District residents employed as a direct result of this investment	Is recipient in compliance with District resident employment requirements?
2019	Construction	Construction	Southland Insulators, Inc.	$460,200	N/A	0	In progress
2019	Non-Construction	Non-Construction	BEN S CHILE BOWL	$1,000,000	N/A	0	In progress
2019	Non-Construction	Non-Construction	FLEETPRO INC	$900,000	N/A	0	In progress
2019	Non-Construction	Non-Construction	JADD SOLUTIONS LLC	$10,000,000	N/A	0	In progress
2019	Non-Construction	Non-Construction	MT&G	$100,000	N/A	0	N/A
2019	Non-Construction	Non-Construction	NETWORKING FOR FUTURE, INC.	$1,421,731	N/A	0	In progress
2019	Non-Construction	Non-Construction	TOUCAN PRINTING AND PROMOTIONAL PRODUCTS	$400,000	N/A	0	In progress
2019	Construction	Construction	Case Foundation Company	$2,573,000	N/A	1	In progress
2019	Construction	Construction	Hayward Barker Inc.	$16,000,000	N/A	0	In progress
2019	Construction	Construction	Joseph J. Magnolia, Inc.	$238,000	N/A	0	In progress
10/1/2019	Construction	Construction	Fairway Building Products, LLC	$274,819	N/A	0	In Progress

Executed Agreement Date	Incentive name* (ex: name of grant or tax incentive)	Type of incentive* (ex: grant, tax abatement, loan)	Recipient name*	Incentive amount*	MAR Address / location of investment	Number of District residents employed as a direct result of this investment	Is recipient in compliance with District resident employment requirements?
10/1/2019	Construction	Construction	Clark Foundations, LLC	$1,600,000	N/A	2	In Progress
10/1/2019	Construction	Construction	Griffin Dewatering Mid-Atlantic, LLC	$238,000	N/A	1	Yes
10/1/2019	Construction	Construction	The Anderson Company, LLC	$1,225,000	N/A	0	In Progress
10/2/2019	Construction	Construction	M&M Appliance Sales and Service, Inc.	$114,598	N/A	0	Yes
10/2/2019	Construction	Construction	Thyssenkrupp Elevator Company	$1,570,000	N/A	0	In Progress
10/4/2019	Construction	Construction	Nannie Helen Owner, LLC	$15,600,000	N/A	0	In Progress
10/10/2019	Construction	Construction	Kennedy Street Community Partners, LLC	$8,495,550	N/A	0	N/A
10/10/2019	Construction	Construction	Prospect Waterproofing Co.	$464,225	N/A	0	Yes
10/10/2019	Construction	Construction	Chiaramonte Construction Company	$380,431	N/A	0	In Progress
10/10/2019	Construction	Construction	D.H. Kim Enterprises, Inc.	$335,000	N/A	0	In Progress
10/10/2019	Construction	Construction	PRESTIGE GROUP INC	$13,715,505	N/A	0	In Progress

Executed Agreement Date	Incentive name* (ex: name of grant or tax incentive)	Type of incentive* (ex: grant, tax abatement, loan)	Recipient name*	Incentive amount*	MAR Address / location of investment	Number of District residents employed as a direct result of this investment	Is recipient in compliance with District resident employment requirements?
10/11/2019	Construction	Construction	Fairway Building Products, LLC	$383,875	N/A	0	N/A
10/11/2019	Construction	Construction	Kalkreuth Roofing & Sheet Metal, Inc.	$17,947,789	N/A	1	Yes
10/15/2019	Construction	Construction	Bausum & Duckett Electric, LLC	$5,244,000	N/A	0	Yes
10/15/2019	Construction	Construction	Baker DC, LLC	$11,658,890	N/A	16	In Progress
10/15/2019	Construction	Construction	Power Design, Inc.	$6,090,826	N/A	2	In Progress
10/15/2019	Construction	Construction	Fort Myer Construction Corporation	$1,022,850	N/A	0	In Progress
10/18/2019	Construction	Construction	Berkel & Company Contractors, Inc.	$2,535,000	N/A	1	In Progress
10/18/2019	Construction	Construction	Goldin & Stafford, Inc.	$1,400,000	N/A	0	In Progress
10/18/2019	Construction	Construction	JOHN MORIARTY & ASSOCIATES OF VA LLC	$98,239,576	N/A	0	In Progress
10/18/2019	Construction	Construction	Power Design, Inc.	$9,420,250	N/A	0	In Progress
10/24/2019	Construction	Construction	WCS Construction, LLC	$19,970,953	N/A	0	In Progress
10/25/2019	Construction	Construction	ADM Concrete Construction	$1,340,000	N/A	0	In Progress
10/25/2019	Construction	Construction	Gradeline Engineers	$375,000	N/A	0	In Progress
10/25/2019	Construction	Construction	Griffin Dewatering, LLC	$542,000	N/A	0	In Progress

Executed Agreement Date	Incentive name* (ex: name of grant or tax incentive)	Type of incentive* (ex: grant, tax abatement, loan)	Recipient name*	Incentive amount*	MAR Address / location of investment	Number of District residents employed as a direct result of this investment	Is recipient in compliance with District resident employment requirements?
10/25/2019	Construction	Construction	Hammonds Masonry	$480,000	N/A	0	In Progress
10/25/2019	Construction	Construction	Ivotech Mechanical Services, LLC	$397,918	N/A	0	In Progress
10/25/2019	Construction	Construction	Main Line Commercial Pools, Inc	$2,420,000	N/A	0	In Progress
10/25/2019	Construction	Construction	UNIQUE ELECTRICAL SERVICES INC	$651,016	N/A	0	In Progress
10/29/2019	Construction	Construction	CM Heating and Cooling Mechanical Services, Inc.	$1,110,000	N/A	3	In Progress
11/4/2019	Construction	Construction	WKM SOLUTIONS LLC	$396,880	N/A	0	In Progress
11/5/2019	Construction	Construction	Floors, Etc.	$1,034,205	N/A	0	Yes
11/6/2019	Construction	Construction	Joseph J. Magnolia, Inc.	$295,000	N/A	2	In Progress
11/6/2019	Construction	Construction	GT Contracting Corporation	$3,652,000	N/A	4	In Progress
11/6/2019	Construction	Construction	VSC Fire & Security Inc	$1,120,000	N/A	0	In Progress
11/8/2019	Construction	Construction	A. Wash & Associates, Inc.	$411,500	N/A	0	Yes
11/8/2019	Construction	Construction	V&V CONSTRUCTION CO INC	$590,692	N/A	0	In Progress
11/8/2019	Construction	Construction	Best Way Electric	$1,845,371	N/A	0	In Progress

Executed Agreement Date	Incentive name* (ex: name of grant or tax incentive)	Type of incentive* (ex: grant, tax abatement, loan)	Recipient name*	Incentive amount*	MAR Address / location of investment	Number of District residents employed as a direct result of this investment	Is recipient in compliance with District resident employment requirements?
11/8/2019	Construction	Construction	Construction Trades Services, Inc.	$1,718,710	N/A	0	In Progress
11/8/2019	Construction	Construction	L.A. Howard Construction	$1,430,000	N/A	0	In Progress
11/8/2019	Construction	Construction	L.A. Howard Construction	$5,600,000	N/A	0	In Progress
11/13/2019	Construction	Construction	Joseph J. Magnolia, Inc.	$508,000	N/A	2	In Progress
11/13/2019	Construction	Construction	Paradigm Contractors II, LLC	$2,899,117	N/A	0	In Progress
11/13/2019	Construction	Construction	Fairway Building Products, LLC	$94,700	N/A	0	In Progress
11/13/2019	Construction	Construction	Paradigm Contractors II, LLC	$17,574,715	N/A	0	In Progress
11/13/2019	Construction	Construction	Potomac Architectural Millwork Corporation	$223,400	N/A	0	In Progress
11/13/2019	Construction	Construction	MCN Build	$46,000,000	N/A	0	In Progress
11/13/2019	Construction	Construction	MCN Build	$114,950,000	N/A	0	In Progress
11/18/2019	Construction	Construction	Miller & Long Company, Inc.	$2,609,675	N/A	12	In Progress
11/18/2019	Construction	Construction	Miller and Long DC, Inc	$17,200,000	N/A	0	In Progress
11/18/2019	Construction	Construction	ACProducts, Inc.	$129,742	N/A	0	Yes

Executed Agreement Date	Incentive name* (ex: name of grant or tax incentive)	Type of incentive* (ex: grant, tax abatement, loan)	Recipient name*	Incentive amount*	MAR Address / location of investment	Number of District residents employed as a direct result of this investment	Is recipient in compliance with District resident employment requirements?
11/18/2019	Construction	Construction	ecospaces	$347,892	N/A	0	Yes
11/18/2019	Construction	Construction	Nai Xander	$310,000	N/A	9	Yes
11/18/2019	Construction	Construction	Schindler Elevator Corporation	$125,000	N/A	0	Yes
11/18/2019	Construction	Construction	Signature Technology Solutions, LLC	$70,000	N/A	1	Yes
11/18/2019	Construction	Construction	Allstate Flooring of DC, LLC	$140,000	N/A	0	Yes
11/18/2019	Construction	Construction	Centennial Builders, Inc.	$1,105,000	N/A	0	Yes
11/18/2019	Construction	Construction	DC FIRE PROTECTION LLC	$148,625	N/A	0	Yes
11/18/2019	Construction	Construction	Revolution Window System	$140,000	N/A	0	Yes
11/18/2019	Construction	Construction	Schindler Elevator Corporation	$121,000	N/A	0	Yes
11/18/2019	Construction	Construction	Angel Contracting Service, LLC	$542,759	N/A	0	In Progress
11/21/2019	Construction	Construction	Valid Electric Co., Inc.	$922,479	N/A	1	Yes
11/21/2019	Construction	Construction	Genco Masonry, Inc.	$1,675,000	N/A	0	In Progress
11/21/2019	Construction	Construction	Cianbro Corporation	$25,000,000	N/A	0	N/A

Executed Agreement Date	Incentive name* (ex: name of grant or tax incentive)	Type of incentive* (ex: grant, tax abatement, loan)	Recipient name*	Incentive amount*	MAR Address / location of investment	Number of District residents employed as a direct result of this investment	Is recipient in compliance with District resident employment requirements?
11/21/2019	Construction	Construction	M.C. Dean, Inc.	$853,278	N/A	0	N/A
11/21/2019	Construction	Construction	JOHN MORIARTY & ASSOCIATES OF VA LLC	$136,850,000	N/A	0	In Progress
11/21/2019	Construction	Construction	JM Utility Group	$187,000	N/A	0	In Progress
11/21/2019	Construction	Construction	Broughton Construction Company, LLC	$976,477	N/A	0	In Progress
11/21/2019	Construction	Construction	CAREYS MECHANICAL LLC	$1,800,000	N/A	5	In Progress
11/21/2019	Construction	Construction	JPN Masonry, LLC	$1,610,200	N/A	0	In Progress
11/22/2019	Construction	Construction	R&R Mechanical, LLC	$13,450,000	N/A	0	In Progress
11/22/2019	Construction	Construction	M&M Appliance Sales and Service, Inc.	$114,598	N/A	0	Yes
11/22/2019	Construction	Construction	General Sheet Metal Mechanical	$1,519,825	N/A	1	In Progress
11/22/2019	Construction	Construction	Benchmark Building Enclosure, Inc.	$884,922	N/A	0	In Progress
11/22/2019	Construction	Construction	E.E. Marr Erectors, Inc.	$110,800	N/A	0	In Progress
11/22/2019	Construction	Construction	Mileham & King, Inc.	$377,500	N/A	0	In Progress
11/26/2019	Construction	Construction	Genco Masonry, Inc.	$200,000	N/A	6	N/A
12/3/2019	Construction	Construction	CM Construction, Inc.	$2,581,255	N/A	3	In Progress

Executed Agreement Date	Incentive name* (ex: name of grant or tax incentive)	Type of incentive* (ex: grant, tax abatement, loan)	Recipient name*	Incentive amount*	MAR Address / location of investment	Number of District residents employed as a direct result of this investment	Is recipient in compliance with District resident employment requirements?
12/3/2019	Construction	Construction	THE BRIGHTWOOD GARDENS COOPERATIVE	$2,919,059	N/A	0	In Progress
12/5/2019	Construction	Construction	POS Construction Inc.	$317,500	N/A	0	Yes
12/5/2019	Construction	Construction	Flippo Construction Company, Inc.	$610,000	N/A	5	In Progress
12/5/2019	Construction	Construction	Joseph J. Magnolia, Inc.	$1,500,520	N/A	0	In Progress
12/10/2019	Construction	Construction	Joseph J. Magnolia, Inc.	$300,000	N/A	0	In Progress
12/11/2019	Construction	Construction	JV Heating	$700,000	N/A	0	In Progress
12/11/2019	Construction	Construction	Nelson Caulking	$399,402	N/A	0	In Progress
12/11/2019	Construction	Construction	Vetro Building Envelope	$6,383,484	N/A	8	In Progress
12/11/2019	Construction	Construction	FAE Construction LLC	$425,442	N/A	0	In Progress
12/12/2019	Construction	Construction	IRON FABRICATION SERVICES LLC	$846,590	N/A	0	In Progress
12/14/2019	Construction	Construction	J R B LLC	$519,300	N/A	0	In Progress
12/14/2019	Construction	Construction	Total Electric, Inc.	$1,282,000	N/A	0	In Progress
12/14/2019	Construction	Construction	GMI Professional Landscaping Inc	$165,300	N/A	0	In Progress
12/14/2019	Construction	Construction	J & Lo Plumbing	$710,000	N/A	0	In Progress
12/19/2019	Construction	Construction	Strittmatter Metro, LLC	$480,000	N/A	0	In Progress

Executed Agreement Date	Incentive name* (ex: name of grant or tax incentive)	Type of incentive* (ex: grant, tax abatement, loan)	Recipient name*	Incentive amount*	MAR Address / location of investment	Number of District residents employed as a direct result of this investment	Is recipient in compliance with District resident employment requirements?
12/19/2019	Construction	Construction	Spring Flats MD LLC (C/O Victory Housing, Inc.)	$50,932,150	N/A	0	In Progress
12/19/2019	Construction	Construction	Hugee Corporation	$300,000	N/A	0	In Progress
12/20/2019	Construction	Construction	Chutes International	$104,861	N/A	0	N/A
12/20/2019	Construction	Construction	Baker DC, LLC	$46,392,338	N/A	168	In Progress
12/20/2019	Construction	Construction	Andiemac Waterproofing	$322,000	N/A	0	In Progress
12/20/2019	Construction	Construction	Baker DC, LLC	$18,069,248	N/A	11	In Progress
12/20/2019	Construction	Construction	COLT BUILDERS CORP	$3,834,132	N/A	0	In Progress
12/20/2019	Construction	Construction	Fairway Building Products, LLC	$667,272	N/A	0	In Progress
12/20/2019	Construction	Construction	Unified Door and Hardware Group LLC	$2,362,974	N/A	0	In Progress
12/20/2019	Grant	Grant	STUDIO THEATRE INC	$300,000	N/A	0	In Progress
12/21/2019	Construction	Construction	B&M International Steel Company	$1,873,449	N/A	0	In Progress
12/21/2019	Construction	Construction	Berkel & Company Contractors, Inc.	$2,097,750	N/A	2	In Progress
12/30/2019	Construction	Construction	GTECH CORPORATION	$980,000	N/A	0	In Progress
1/2/2020	Construction	Construction	Advanced Window, Inc.	$300,000	N/A	0	In Progress

Executed Agreement Date	Incentive name* (ex: name of grant or tax incentive)	Type of incentive* (ex: grant, tax abatement, loan)	Recipient name*	Incentive amount*	MAR Address / location of investment	Number of District residents employed as a direct result of this investment	Is recipient in compliance with District resident employment requirements?
1/2/2020	Construction	Construction	R. Bratti Associates, Inc.	$377,500	N/A	0	In Progress
1/8/2020	Construction	Construction	Worcester Eisenbrandt, Inc.	$435,700	N/A	0	In Progress
1/8/2020	Construction	Construction	Worcester Eisenbrandt, Inc.	$1,276,479	N/A	5	In Progress
1/9/2020	Construction	Construction	JOHN MORIARTY & ASSOCIATES OF VA LLC	$61,139,833	N/A	0	In Progress
1/16/2020	Construction	Construction	AES Electrical Inc. DBA Freestate Electrical Construction	$5,580,000	N/A	8	In Progress
1/17/2020	Construction	Construction	CP Market Terminal LLC	$61,139,833	N/A	0	In Progress
1/22/2020	Construction	Construction	DR Construction & Consulting, Inc.	$2,219,400	N/A	0	In Progress
1/22/2020	Construction	Construction	IRON FABRICATION SERVICES LLC	$1,086,770	N/A	3	In Progress
1/22/2020	Construction	Construction	Power Design, Inc.	$4,232,818	N/A	5	In Progress
1/22/2020	Construction	Construction	Prospect Waterproofing Co.	$1,692,000	N/A	0	In Progress
1/22/2020	Construction	Construction	Shapiro & Duncan, Inc.	$8,245,500	N/A	0	In Progress
1/22/2020	Construction	Construction	Wings Enterprises, Inc.	$648,412	N/A	3	In Progress

Executed Agreement Date	Incentive name* (ex: name of grant or tax incentive)	Type of incentive* (ex: grant, tax abatement, loan)	Recipient name*	Incentive amount*	MAR Address / location of investment	Number of District residents employed as a direct result of this investment	Is recipient in compliance with District resident employment requirements?
1/23/2020	Construction	Construction	R.B. Hinkle Construction, Inc.	$163,000	N/A	0	Yes
1/23/2020	Construction	Construction	Trusted Solutions Group, Inc.	$235,300	N/A	0	Yes
1/27/2020	Construction	Construction	McCullough Construction, LLC	$62,058,337	N/A	0	In Progress
1/27/2020	Construction	Construction	Belfast DC LLC	$11,702,200	N/A	17	Yes
1/29/2020	Construction	Construction	M&M Appliance Sales and Service, Inc.	$1,156,242	N/A	0	In Progress
1/29/2020	Construction	Construction	Otis Elevator Company	$1,238,040	N/A	0	In Progress
1/29/2020	Construction	Construction	Pico Industries	$1,339,142	N/A	0	In Progress
1/29/2020	Construction	Construction	RWH Contracting Inc.	$3,005,610	N/A	0	In Progress
1/30/2020	Construction	Construction	Royal Homes	$770,000	N/A	0	In Progress
2/5/2020	Construction	Construction	James G. Davis Construction Corporation	$47,250,000	N/A	0	In Progress
2/5/2020	Construction	Construction	Ruppert Landscape,Inc.	$780,000	N/A	6	In Progress
2/5/2020	Construction	Construction	Shickel Corporation	$1,075,000	N/A	0	In Progress
2/5/2020	Construction	Construction	FieldTurf USA, Inc.	$739,624	N/A	0	In Progress
2/6/2020	Construction	Construction	Delta Painting	$208,000	N/A	0	In Progress
2/6/2020	Construction	Construction	Partition Plus, Inc.	$377,500	N/A	0	In Progress

Executed Agreement Date	Incentive name* (ex: name of grant or tax incentive)	Type of incentive* (ex: grant, tax abatement, loan)	Recipient name*	Incentive amount*	MAR Address / location of investment	Number of District residents employed as a direct result of this investment	Is recipient in compliance with District resident employment requirements?
2/6/2020	Construction	Construction	Source One Flooring	$553,000	N/A	0	In Progress
2/13/2020	Construction	Construction	Manganaro Midatlantic, LLC	$4,478,000	N/A	1	In Progress
2/13/2020	Construction	Construction	Seal Caulking & Waterproofing, LLC	$485,000	N/A	0	In Progress
2/13/2020	Construction	Construction	CAREYS MECHANICAL LLC	$175,000	N/A	1	Yes
2/13/2020	Construction	Construction	CAREYS MECHANICAL LLC	$175,000	N/A	0	Yes
2/13/2020	Construction	Construction	CAREYS MECHANICAL LLC	$140,000	N/A	0	Yes
2/14/2020	Construction	Construction	Gordon Contractors, Inc.	$615,000	N/A	2	In Progress
2/18/2020	Construction	Construction	Keller North America	$16,000,000	N/A	6	In Progress
2/19/2020	Construction	Construction	American Automatic Sprinkler Company, Inc.	$636,000	N/A	0	In Progress
2/19/2020	Construction	Construction	Calvert Masonry, Inc.	$1,516,000	N/A	2	In Progress
2/20/2020	Construction	Construction	AGM Contracting Inc.	$1,150,000	N/A	4	In Progress
2/20/2020	Construction	Construction	CB Flooring, LLC	$1,142,000	N/A	0	Yes
2/20/2020	Construction	Construction	Integrated Contracting Group VA LLC	$2,404,800	N/A	0	In Progress

Executed Agreement Date	Incentive name* (ex: name of grant or tax incentive)	Type of incentive* (ex: grant, tax abatement, loan)	Recipient name*	Incentive amount*	MAR Address / location of investment	Number of District residents employed as a direct result of this investment	Is recipient in compliance with District resident employment requirements?
2/20/2020	Construction	Construction	Congressional Iron Works Inc	$257,550	N/A	0	Yes
2/20/2020	Construction	Construction	Columbia Woodworking, Inc.	$113,087	N/A	0	Yes
2/20/2020	Construction	Construction	Guzmans Lawn Care and Landscaping	$141,825	N/A	0	Yes
2/20/2020	Construction	Construction	JPN Masonry, LLC	$376,380	N/A	0	Yes
2/20/2020	Construction	Construction	Rath Enterprise Inc.	$323,250	N/A	7	Yes
2/20/2020	Construction	Construction	Hitt Contracting INC	$10,171,411	N/A	0	In Progress
2/20/2020	Construction	Construction	Bohler Engineering VA, LLC	$124,000	N/A	0	In Progress
2/20/2020	Construction	Construction	Chutes International	$115,000	N/A	0	N/A
2/20/2020	Construction	Construction	Endurable Building Products, Inc.	$447,580	N/A	0	In Progress
2/20/2020	Construction	Construction	Gordon Contractors, Inc.	$400,300	N/A	0	In Progress
2/20/2020	Construction	Construction	Italkraft MId-Atlantic	$2,345,884	N/A	0	In Progress
2/20/2020	Construction	Construction	Mito Insulation, Inc.	$237,360	N/A	0	In Progress
2/20/2020	Construction	Construction	Olympia Swimming Pool Co.	$183,075	N/A	0	N/A
2/20/2020	Construction	Construction	Power Design, Inc.	$9,700,000	N/A	1	In Progress

Executed Agreement Date	Incentive name* (ex: name of grant or tax incentive)	Type of incentive* (ex: grant, tax abatement, loan)	Recipient name*	Incentive amount*	MAR Address / location of investment	Number of District residents employed as a direct result of this investment	Is recipient in compliance with District resident employment requirements?
2/20/2020	Construction	Construction	Telligent Masonry, LLC	$1,690,000	N/A	2	In Progress
2/20/2020	Construction	Construction	TSI Architectural Metals Inc.	$12,907,978	N/A	0	In Progress
2/20/2020	Construction	Construction	VSC Fire & Security Inc	$1,854,000	N/A	0	In Progress
2/20/2020	Construction	Construction	Anacostia Gardens Owner LLC	$9,850,000	N/A	0	In Progress
2/21/2020	Construction	Construction	Power Design, Inc.	$1,618,079	N/A	0	In Progress
2/21/2020	Construction	Construction	Metro Earthworks	$1,275,800	N/A	0	In Progress
2/21/2020	Construction	Construction	Superior Foundation, Inc.	$398,060	N/A	0	No
2/21/2020	Construction	Construction	Tricon Construction, Inc.	$2,990,000	N/A	0	In Progress
2/24/2020	Construction	Construction	Plumbing to the Rescue, Inc.	$240,000	N/A	0	In Progress
2/24/2020	Construction	Construction	Dowd Contracting Corporation	$149,000	N/A	0	Yes
2/24/2020	Grant	Grant	300 Morse CPK Owner, LLC	$300,000	N/A	0	In Progress
2/24/2020	Construction	Construction	C&R Custom Paint LLC	$283,209	N/A	1	In Progress
2/24/2020	Construction	Construction	BB Co Construction, LLC	$163,274	N/A	0	In Progress

Executed Agreement Date	Incentive name* (ex: name of grant or tax incentive)	Type of incentive* (ex: grant, tax abatement, loan)	Recipient name*	Incentive amount*	MAR Address / location of investment	Number of District residents employed as a direct result of this investment	Is recipient in compliance with District resident employment requirements?
2/24/2020	Construction	Construction	EASTERN BRANCH DEMOLITION LLC	$302,703	N/A	0	In Progress
2/24/2020	Construction	Construction	Kalos Construction	$246,783	N/A	0	In Progress
2/24/2020	Construction	Construction	W.H. Boyer, Inc.	$466,000	N/A	0	In Progress
2/24/2020	Construction	Construction	AES Electrical Inc. DBA Freestate Electrical Construction	$326,818	N/A	0	In Progress
2/24/2020	Construction	Construction	Atlas Foundations of Washington, LLC	$420,000	N/A	0	In Progress
2/24/2020	Construction	Construction	Harbor Roofing & Contracting, Inc.	$409,000	N/A	0	In Progress
2/25/2020	Construction	Construction	Plumbing to the Rescue, Inc.	$330,040	N/A	0	In Progress
2/25/2020	Construction	Construction	TSI/Exterior Wall Systems, Inc.	$800,000	N/A	0	In Progress
2/25/2020	Construction	Construction	Champion Iron Works, Inc.	$3,600,000	N/A	0	In Progress
2/25/2020	Construction	Construction	Strittmatter Metro, LLC	$1,670,000	N/A	0	In Progress
2/25/2020	Construction	Construction	800 Southern Avenue, LLC	$20,980,000	N/A	0	In Progress
2/25/2020	Construction	Construction	Jose Carpentry Inc.	$1,232,492	N/A	0	In Progress

Executed Agreement Date	Incentive name* (ex: name of grant or tax incentive)	Type of incentive* (ex: grant, tax abatement, loan)	Recipient name*	Incentive amount*	MAR Address / location of investment	Number of District residents employed as a direct result of this investment	Is recipient in compliance with District resident employment requirements?
2/26/2020	Construction	Construction	Baker DC, LLC	$1,621,500	N/A	0	In Progress
2/26/2020	Construction	Construction	Castle Sprinkler & Alarm	$264,900	N/A	0	In Progress
2/26/2020	Construction	Construction	Granite America Kitchen & Bathroom/Countertopia	$179,783	N/A	0	Yes
2/26/2020	Construction	Construction	The Pierce Painting & Wall Covering	$255,000	N/A	0	Yes
2/26/2020	Construction	Construction	Joseph J. Magnolia, Inc.	$386,000	N/A	0	In Progress
2/27/2020	Construction	Construction	MAROUS BROTHERS CONSTRUCTION INC	$20,980,000	N/A	0	N/A
2/27/2020	Construction	Construction	Hamel Builders, Inc.	$28,296,182	N/A	0	In Progress
2/27/2020	Construction	Construction	Spring Flats MD LLC (C/O Victory Housing, Inc.)	$26,444,273	N/A	0	N/A
3/2/2020	Construction	Construction	Pro-Pave, Inc.	$512,800	N/A	0	In Progress
3/2/2020	Construction	Construction	RC Contracting	$885,250	N/A	6	Yes
3/2/2020	Construction	Construction	Prospect Waterproofing Co.	$3,207,555	N/A	0	In Progress
3/2/2020	Construction	Construction	A&M Drywall Construction	$6,525,000	N/A	0	N/A

Executed Agreement Date	Incentive name* (ex: name of grant or tax incentive)	Type of incentive* (ex: grant, tax abatement, loan)	Recipient name*	Incentive amount*	MAR Address / location of investment	Number of District residents employed as a direct result of this investment	Is recipient in compliance with District resident employment requirements?
3/3/2020	Construction	Construction	J&C Framing	$250,000	N/A	0	In Progress
3/3/2020	Construction	Construction	Baker DC, LLC	$15,187,000	N/A	32	In Progress
3/3/2020	Construction	Construction	Breeden Mechanical Design, Inc.	$12,270,000	N/A	0	N/A
3/3/2020	Construction	Construction	Gordon Contractors, Inc.	$1,393,300	N/A	1	In Progress
3/3/2020	Construction	Construction	IRON FABRICATION SERVICES LLC	$1,215,000	N/A	0	In Progress
3/3/2020	Construction	Construction	Otis Elevator Company	$1,495,000	N/A	0	In Progress
3/3/2020	Construction	Construction	C&G Carpentry Services, Inc.	$679,578	N/A	0	In Progress
3/4/2020	Construction	Construction	Pro Air, Inc.	$13,377,350	N/A	0	In Progress
3/4/2020	Construction	Construction	Rath Enterprise Inc.	$1,624,000	N/A	0	In Progress
3/4/2020	Construction	Construction	S & R ENTERPRISES LLC	$975,000	N/A	0	In Progress
3/4/2020	Construction	Construction	Strait Steel, Inc.	$5,373,991	N/A	0	In Progress
3/6/2020	Construction	Construction	B&K Distributors	$130,000	N/A	0	In Progress
3/6/2020	Construction	Construction	Burch's Caulking & Waterproofing, Inc.	$145,330	N/A	0	In Progress
3/6/2020	Construction	Construction	Castle Sprinkler & Alarm	$994,100	N/A	0	In Progress
3/6/2020	Construction	Construction	COLT BUILDERS CORP	$1,361,000	N/A	0	Yes

Executed Agreement Date	Incentive name* (ex: name of grant or tax incentive)	Type of incentive* (ex: grant, tax abatement, loan)	Recipient name*	Incentive amount*	MAR Address / location of investment	Number of District residents employed as a direct result of this investment	Is recipient in compliance with District resident employment requirements?
3/6/2020	Construction	Construction	Congressional Iron Works Inc	$762,450	N/A	0	Yes
3/6/2020	Construction	Construction	GOODWIN BROTHERS SHADES & SPECIALTIES	$129,800	N/A	0	N/A
3/6/2020	Construction	Construction	Granite America Kitchen & Bathroom/Countertopia	$496,093	N/A	0	Yes
3/6/2020	Construction	Construction	J&C Framing	$800,364	N/A	0	In Progress
3/6/2020	Construction	Construction	Ramsey Masonry Company, Inc.	$2,748,144	N/A	0	In Progress
3/6/2020	Construction	Construction	RFC, Inc.	$4,810,000	N/A	0	In Progress
3/6/2020	Construction	Construction	Superior Foundation, Inc.	$910,700	N/A	9	Yes
3/6/2020	Construction	Construction	The Pierce Painting & Wall Covering	$803,000	N/A	0	In Progress
3/6/2020	Construction	Construction	JPN Masonry, LLC	$412,942	N/A	0	Yes
3/6/2020	Construction	Construction	LIW Ironworks Inc.	$290,000	N/A	1	Yes
3/6/2020	Construction	Construction	Precision Doors & Hardware, LLC	$173,868	N/A	0	Yes

Executed Agreement Date	Incentive name* (ex: name of grant or tax incentive)	Type of incentive* (ex: grant, tax abatement, loan)	Recipient name*	Incentive amount*	MAR Address / location of investment	Number of District residents employed as a direct result of this investment	Is recipient in compliance with District resident employment requirements?
3/6/2020	Construction	Construction	UNIQUE CONSTRUCTION	$275,000	N/A	6	Yes
3/6/2020	Construction	Construction	Clark Construction Group, LLC	$42,797,969	N/A	0	N/A
3/6/2020	Construction	Construction	Clark Construction Group, LLC	$194,932,794	N/A	0	In Progress
3/6/2020	Construction	Construction	Gordon Contractors, Inc.	$4,211,700	N/A	0	In Progress
3/6/2020	Construction	Construction	H.D. Smith Company, Inc.	$3,552,800	N/A	0	N/A
3/6/2020	Construction	Construction	Jefferson Millwork & Design, Inc.	$1,175,000	N/A	0	N/A
3/6/2020	Construction	Construction	Manganaro Midatlantic, LLC	$12,366,000	N/A	0	N/A
3/6/2020	Construction	Construction	Manganaro Midatlantic, LLC	$3,195,000	N/A	0	N/A
3/6/2020	Construction	Construction	PCC Construction Components	$6,955,000	N/A	0	N/A
3/6/2020	Construction	Construction	Power Design, Inc.	$17,574,250	N/A	0	In Progress
3/6/2020	Construction	Construction	Shirley Contracting Company, LLC	$3,080,000	N/A	0	In Progress

Executed Agreement Date	Incentive name* (ex: name of grant or tax incentive)	Type of incentive* (ex: grant, tax abatement, loan)	Recipient name*	Incentive amount*	MAR Address / location of investment	Number of District residents employed as a direct result of this investment	Is recipient in compliance with District resident employment requirements?
3/6/2020	Construction	Construction	Vetro Building Envelope	$9,091,000	N/A	0	N/A
3/9/2020	Construction	Construction	Goldin & Stafford, Inc.	$306,595	N/A	1	In Progress
3/9/2020	Construction	Construction	National Cable Construction, Inc.	$482,784	N/A	0	In Progress
3/9/2020	Construction	Construction	Floors, Etc.	$1,768,366	N/A	0	In Progress
3/9/2020	Construction	Construction	Potomac Architectural Millwork Corporation	$303,310	N/A	0	In Progress
3/9/2020	Construction	Construction	COLT BUILDERS CORP	$760,000	N/A	0	Yes
3/9/2020	Construction	Construction	Ramsey Masonry Company, Inc.	$877,420	N/A	0	In Progress
3/9/2020	Construction	Construction	The Anderson Company, LLC	$850,100	N/A	0	In Progress
3/9/2020	Construction	Construction	AGS FRAME LLC	$244,481	N/A	2	In Progress
3/9/2020	Construction	Construction	MCN Build	$18,934,335	N/A	0	In Progress
3/10/2020	Construction	Construction	East Coast Poured Floors, Inc.	$275,140	N/A	0	In Progress
3/11/2020	Construction	Construction	Innovo Construction	$415,300	N/A	0	N/A
3/11/2020	Construction	Construction	Jefferson Millwork & Design, Inc.	$775,000	N/A	0	N/A
3/11/2020	Construction	Construction	AIW, Inc.	$5,050,000	N/A	0	In Progress

Executed Agreement Date	Incentive name* (ex: name of grant or tax incentive)	Type of incentive* (ex: grant, tax abatement, loan)	Recipient name*	Incentive amount*	MAR Address / location of investment	Number of District residents employed as a direct result of this investment	Is recipient in compliance with District resident employment requirements?
3/11/2020	Construction	Construction	Anderson Mechanical Services, Inc.	$7,250,000	N/A	0	N/A
3/11/2020	Construction	Construction	Andiemac Waterproofing	$730,000	N/A	0	N/A
3/11/2020	Construction	Construction	R. Bratti Associates, Inc.	$480,000	N/A	0	N/A
3/11/2020	Construction	Construction	R.B. Hinkle Construction, Inc.	$553,827	N/A	0	N/A
3/11/2020	Construction	Construction	JJPS, Inc.	$903,760	N/A	0	In Progress
3/12/2020	Construction	Construction	Big Stuff, Inc.	$133,000	N/A	0	N/A
3/12/2020	Construction	Construction	Brothers Mechanical, Inc.	$4,080,000	N/A	0	N/A
3/12/2020	Construction	Construction	R.V. Carey's Plumbing & Heating, Inc.	$10,220,000	N/A	0	In Progress
3/12/2020	Construction	Construction	The G-S Company	$153,800	N/A	0	N/A
3/12/2020	Construction	Construction	Otis Elevator Company	$1,654,900	N/A	0	In Progress
3/12/2020	Construction	Construction	INDUSTRIAL POWER SOLUTION LLC	$108,065	N/A	0	In Progress
3/13/2020	Construction	Construction	Vetro Building Envelope	$270,000	N/A	0	N/A
3/13/2020	Construction	Construction	Otis Elevator Company	$1,730,000	N/A	0	In Progress
3/16/2020	Construction	Construction	United Builders Corp	$415,000	N/A	0	In Progress

Executed Agreement Date	Incentive name* (ex: name of grant or tax incentive)	Type of incentive* (ex: grant, tax abatement, loan)	Recipient name*	Incentive amount*	MAR Address / location of investment	Number of District residents employed as a direct result of this investment	Is recipient in compliance with District resident employment requirements?
3/16/2020	Construction	Construction	William B. Hopke Co., Inc	$169,456	N/A	0	In Progress
3/17/2020	Construction	Construction	RELIABLE INSTALLATION SERVICES LLC	$957,000	N/A	2	In Progress
3/17/2020	Construction	Construction	JDA Builders, Inc	$174,400	N/A	0	In Progress
3/17/2020	Construction	Construction	Breeden Mechanical Design, Inc.	$136,850	N/A	0	In Progress
3/19/2020	Grant	Grant	Check It Enterprises LLC	$2,000,000	N/A	0	N/A
3/20/2020	Construction	Construction	IRON FABRICATION SERVICES LLC	$164,350	N/A	0	In Progress
3/20/2020	Construction	Construction	R and R Reinforcing, Inc.	$806,500	N/A	0	In Progress
3/20/2020	Construction	Construction	R.B. Hinkle Construction, Inc.	$214,000	N/A	0	In Progress
3/23/2020	Construction	Construction	C.J. Coakley Company, Inc.	$1,914,200	N/A	2	In Progress
3/23/2020	Construction	Construction	E.E. Marr Erectors, Inc.	$189,600	N/A	0	In Progress
3/23/2020	Construction	Construction	Fire & Life Safety America, Inc.	$625,000	N/A	0	In Progress
3/23/2020	Construction	Construction	Sparkle Painting Company, Inc.	$220,000	N/A	0	In Progress

Executed Agreement Date	Incentive name* (ex: name of grant or tax incentive)	Type of incentive* (ex: grant, tax abatement, loan)	Recipient name*	Incentive amount*	MAR Address / location of investment	Number of District residents employed as a direct result of this investment	Is recipient in compliance with District resident employment requirements?
3/25/2020	Construction	Construction	IRON FABRICATION SERVICES LLC	$2,082,190	N/A	0	In Progress
3/25/2020	Construction	Construction	Goldin & Stafford, Inc.	$484,000	N/A	0	In Progress
3/25/2020	Construction	Construction	Hardesty Concrete Construction, Inc.	$4,679,900	N/A	1	In Progress
3/25/2020	Construction	Construction	Paradigm Contractors II, LLC	$35,800,000	N/A	0	In Progress
3/30/2020	Construction	Construction	Berkel & Company Contractors, Inc.	$500,000	N/A	1	In Progress
3/30/2020	Construction	Construction	Prospect Waterproofing Co.	$640,000	N/A	0	In Progress
3/30/2020	Construction	Construction	Andiemac Waterproofing	$223,000	N/A	0	N/A
3/30/2020	Construction	Construction	Brothers Mechanical, Inc.	$347,000	N/A	0	N/A
3/30/2020	Construction	Construction	Gordon Contractors, Inc.	$710,000	N/A	0	N/A
3/30/2020	Construction	Construction	Inspiration Plumbing	$274,500	N/A	0	N/A
3/30/2020	Construction	Construction	J. Roberts, Inc.	$751,787	N/A	0	N/A
3/30/2020	Construction	Construction	Kensington Glass Arts Inc.	$282,810	N/A	0	N/A

Executed Agreement Date	Incentive name* (ex: name of grant or tax incentive)	Type of incentive* (ex: grant, tax abatement, loan)	Recipient name*	Incentive amount*	MAR Address / location of investment	Number of District residents employed as a direct result of this investment	Is recipient in compliance with District resident employment requirements?
3/30/2020	Construction	Construction	Manganaro Midatlantic, LLC	$2,300,000	N/A	0	N/A
3/30/2020	Construction	Construction	Millennium Pools and Spas, LLC	$194,000	N/A	0	N/A
3/30/2020	Construction	Construction	PCC Construction Components	$2,236,000	N/A	0	N/A
3/30/2020	Construction	Construction	Power Design, Inc.	$5,087,900	N/A	0	N/A
3/30/2020	Construction	Construction	R. Bratti Associates, Inc.	$185,000	N/A	0	N/A
4/1/2020	Construction	Construction	Zamudio Construcion LLC	$417,847	N/A	0	Yes
4/1/2020	Construction	Construction	L.A. Howard Construction	$310,000	N/A	0	Yes
4/1/2020	Construction	Construction	ANNE ARUNDEL FIRE PROTECTION INC	$1,849,000	N/A	0	In Progress
4/1/2020	Construction	Construction	Ark Construction Group, Inc.	$8,620,000	N/A	0	In Progress
4/1/2020	Construction	Construction	Berkel & Company Contractors, Inc.	$10,000,000	N/A	2	N/A
4/1/2020	Construction	Construction	Chiaramonte Construction Company	$82,017,000	N/A	0	N/A

Executed Agreement Date	Incentive name* (ex: name of grant or tax incentive)	Type of incentive* (ex: grant, tax abatement, loan)	Recipient name*	Incentive amount*	MAR Address / location of investment	Number of District residents employed as a direct result of this investment	Is recipient in compliance with District resident employment requirements?
4/1/2020	Construction	Construction	Overhead Door & Loading Dock Bumpers Work	$61,426,400	N/A	0	N/A
4/1/2020	Construction	Construction	Prospect Waterproofing Co.	$39,008,900	N/A	2	In Progress
4/3/2020	Construction	Construction	DC CAULKING LLC	$125,000	N/A	1	In Progress
4/3/2020	Construction	Construction	Miller & Long Company, Inc.	$148,000	N/A	0	In Progress
4/3/2020	Construction	Construction	Miller and Long DC, Inc	$348,000	N/A	0	In Progress
4/6/2020	Construction	Construction	Allstate Flooring of DC, LLC	$140,000	N/A	0	N/A
4/6/2020	Construction	Construction	Guzmans Lawn Care and Landscaping	$362,915	N/A	0	Yes
4/6/2020	Construction	Construction	Kinsley Construction	$23,127,708	N/A	0	In Progress
4/8/2020	Construction	Construction	RFC, Inc.	$1,610,000	N/A	0	In Progress
4/9/2020	Construction	Construction	Washington Door and Hardware, LLC	$545,000	N/A	0	Yes
4/9/2020	Construction	Construction	Mars Construction, LLC	$2,743,550	N/A	0	In Progress
4/9/2020	Construction	Construction	Southland Insulators, Inc.	$474,300	N/A	0	In Progress

Executed Agreement Date	Incentive name* (ex: name of grant or tax incentive)	Type of incentive* (ex: grant, tax abatement, loan)	Recipient name*	Incentive amount*	MAR Address / location of investment	Number of District residents employed as a direct result of this investment	Is recipient in compliance with District resident employment requirements?
4/9/2020	Construction	Construction	The Anderson Company, LLC	$379,100	N/A	0	Yes
4/14/2020	Construction	Construction	Prospect Waterproofing Co.	$605,000	N/A	0	In Progress
4/14/2020	Construction	Construction	LIW Ironworks Inc.	$110,000	N/A	1	Yes
4/14/2020	Construction	Construction	H.D. Smith Company, Inc.	$1,497,200	N/A	0	N/A
4/14/2020	Construction	Construction	1035 48th LLC	$852,010	N/A	0	Yes
4/16/2020	Construction	Construction	EFC Glass Systems, Inc.	$135,000	N/A	0	Yes
4/17/2020	Construction	Construction	Kone, Inc.	$817,125	N/A	0	In Progress
4/17/2020	Construction	Construction	Precision Doors & Hardware, LLC	$203,686	N/A	0	Yes
4/23/2020	Construction	Construction	GCA FLOORS LLC	$425,370	N/A	0	Yes
4/23/2020	Construction	Construction	AIW, Inc.	$700,000	N/A	0	N/A
4/27/2020	Construction	Construction	Patuxent Roofing and Contracting, Inc.	$935,333	N/A	0	In Progress
5/4/2020	Construction	Construction	CBG Building Company, LLC	$101,604,492	N/A	0	In Progress
5/5/2020	Construction	Construction	CBG Building Company, LLC	$23,511,317	N/A	0	In Progress
5/5/2020	Construction	Construction	Kone, Inc.	$423,375	N/A	0	In Progress

Executed Agreement Date	Incentive name* (ex: name of grant or tax incentive)	Type of incentive* (ex: grant, tax abatement, loan)	Recipient name*	Incentive amount*	MAR Address / location of investment	Number of District residents employed as a direct result of this investment	Is recipient in compliance with District resident employment requirements?
5/6/2020	Construction	Construction	Robert A Aird, Inc.	$430,000	N/A	0	In Progress
5/6/2020	Construction	Construction	United General Contractors, Inc.	$396,000	N/A	2	In Progress
5/7/2020	Construction	Construction	DMV COATINGS LLC	$409,967	N/A	1	In Progress
5/7/2020	Construction	Construction	ANNE ARUNDEL FIRE PROTECTION INC	$325,000	N/A	2	Yes
5/7/2020	Construction	Construction	ANNE ARUNDEL FIRE PROTECTION INC	$558,199	N/A	0	Yes
5/7/2020	Construction	Construction	ANNE ARUNDEL FIRE PROTECTION INC	$125,301	N/A	0	Yes
5/8/2020	Construction	Construction	Anchor Construction Corporation	$327,515	N/A	0	In Progress
5/8/2020	Construction	Construction	Hamel Builders, Inc.	$8,771,785	N/A	0	In Progress
5/8/2020	Construction	Construction	Fairway Building Products, LLC	$556,193	N/A	0	In Progress
5/11/2020	Construction	Construction	CORENIC CONSTRUCTION GROUP LLC	$1,953,024	N/A	0	Yes
5/12/2020	Construction	Construction	1100 Eastern Manager, LLC	$11,387,395	N/A	0	In Progress
5/12/2020	Construction	Construction	Hamel Builders, Inc.	$11,387,395	N/A	0	In Progress

Executed Agreement Date	Incentive name* (ex: name of grant or tax incentive)	Type of incentive* (ex: grant, tax abatement, loan)	Recipient name*	Incentive amount*	MAR Address / location of investment	Number of District residents employed as a direct result of this investment	Is recipient in compliance with District resident employment requirements?
5/14/2020	Construction	Construction	Trusted Solutions Group, Inc.	$200,000	N/A	1	In Progress
5/26/2020	Construction	Construction	Independent Custom Metalworks	$200,000	N/A	0	In Progress
5/26/2020	Construction	Construction	James G. Davis Construction Corporation	$9,227,153	N/A	0	In Progress
5/26/2020	Construction	Construction	Allstate Flooring of DC, LLC	$370,000	N/A	0	In Progress
5/26/2020	Construction	Construction	CB Flooring, LLC	$1,742,746	N/A	0	In Progress
5/26/2020	Construction	Construction	Chesapeake Sprinkler Company	$855,000	N/A	0	In Progress
5/26/2020	Construction	Construction	Davenport Insulation / G& B Insulation	$369,336	N/A	0	In Progress
5/26/2020	Construction	Construction	Fine Line Trim, LLC	$808,220	N/A	0	In Progress
5/26/2020	Construction	Construction	Granite America Kitchen & Bathroom/Countertopia	$300,000	N/A	0	In Progress
5/26/2020	Construction	Construction	J. Suss Industries	$320,000	N/A	0	In Progress
5/26/2020	Construction	Construction	Platinum Exteriors	$1,894,223	N/A	0	In Progress

Executed Agreement Date	Incentive name* (ex: name of grant or tax incentive)	Type of incentive* (ex: grant, tax abatement, loan)	Recipient name*	Incentive amount*	MAR Address / location of investment	Number of District residents employed as a direct result of this investment	Is recipient in compliance with District resident employment requirements?
5/26/2020	Construction	Construction	Strittmatter Metro, LLC	$1,582,855	N/A	0	In Progress
5/26/2020	Construction	Construction	Aeroseal Contracting Corporation	$159,000	N/A	0	N/A
5/26/2020	Construction	Construction	Andiemac Waterproofing	$105,000	N/A	0	In Progress
5/26/2020	Construction	Construction	Datawatch Systems, Inc.	$344,270	N/A	0	In Progress
5/26/2020	Construction	Construction	Potomac Architectural Millwork Corporation	$1,007,425	N/A	0	N/A
5/26/2020	Construction	Construction	Superior Foundation, Inc.	$484,000	N/A	0	In Progress
5/28/2020	Construction	Construction	C&G Carpentry Services, Inc.	$785,000	N/A	0	In Progress
5/28/2020	Construction	Construction	Reyes Drywall Services Inc	$360,000	N/A	0	In Progress
6/1/2020	Construction	Construction	Corinthian Contractors, Inc.	$345,912	N/A	3	In Progress
6/1/2020	Construction	Construction	WKM SOLUTIONS LLC	$771,385	N/A	0	In Progress
6/1/2020	Construction	Construction	NATIONAL SERVICE CONTRACTORS	$596,265	N/A	0	In Progress
6/1/2020	Construction	Construction	Bennett Group, Inc.	$2,779,352	N/A	0	In Progress

Executed Agreement Date	Incentive name* (ex: name of grant or tax incentive)	Type of incentive* (ex: grant, tax abatement, loan)	Recipient name*	Incentive amount*	MAR Address / location of investment	Number of District residents employed as a direct result of this investment	Is recipient in compliance with District resident employment requirements?
6/2/2020	Construction	Construction	Senate Asphalt - A Division of The Lane Construction Corporation	$801,393	N/A	0	In Progress
6/4/2020	Construction	Construction	Ellis Page Company, LLC	$314,000	N/A	0	In Progress
6/4/2020	Construction	Construction	Potomac Abatement, Inc.	$449,772	N/A	0	Yes
6/4/2020	Construction	Construction	American Automatic Sprinkler Company, Inc.	$825,000	N/A	0	In Progress
6/4/2020	Construction	Construction	Genco Masonry, Inc.	$2,550,000	N/A	0	In Progress
6/4/2020	Construction	Construction	JOHN MORIARTY & ASSOCIATES OF VA LLC	$2,800,000	N/A	0	In Progress
6/4/2020	Construction	Construction	Joseph J. Magnolia, Inc.	$1,752,500	N/A	0	In Progress
6/4/2020	Construction	Construction	Joseph J. Magnolia, Inc.	$2,200,000	N/A	1	In Progress
6/4/2020	Construction	Construction	The Anderson Company, LLC	$525,000	N/A	0	In Progress
6/4/2020	Construction	Construction	Utility Systems C&E, LLC	$1,475,000	N/A	0	In Progress
6/9/2020	Construction	Construction	A. Wash & Associates, Inc.	$1,505,600	N/A	0	In Progress
6/9/2020	Construction	Construction	L.A. Howard Construction	$1,252,298	N/A	0	In Progress

Executed Agreement Date	Incentive name* (ex: name of grant or tax incentive)	Type of incentive* (ex: grant, tax abatement, loan)	Recipient name*	Incentive amount*	MAR Address / location of investment	Number of District residents employed as a direct result of this investment	Is recipient in compliance with District resident employment requirements?
6/9/2020	Construction	Construction	AES Electrical Inc. DBA Freestate Electrical Construction	$1,750,000	N/A	0	In Progress
6/9/2020	Construction	Construction	Harbor Roofing & Contracting, Inc.	$318,779	N/A	0	In Progress
6/9/2020	Construction	Construction	BUILD DMV LLC	$412,700	N/A	0	In Progress
6/9/2020	Construction	Construction	Centennial Builders, Inc.	$1,100,200	N/A	0	In Progress
6/9/2020	Construction	Construction	E-Landscape Specialty Solutions, LLC	$430,193	N/A	0	In Progress
6/9/2020	Construction	Construction	Precision Wall Tech, Inc.	$487,000	N/A	4	In Progress
6/9/2020	Construction	Construction	WP Construction, Inc.	$329,906	N/A	0	In Progress
6/9/2020	Construction	Construction	MCN Build	$8,800,000	N/A	0	In Progress
6/9/2020	Construction	Construction	R&R Mechanical, LLC	$4,097,000	N/A	0	In Progress
6/15/2020	Construction	Construction	L.A. Howard Construction	$125,000	N/A	0	Yes
6/15/2020	Construction	Construction	ANACOSTIA MANUFACTURING & DEVELOPMENT LL	$355,570	N/A	0	In Progress

Executed Agreement Date	Incentive name* (ex: name of grant or tax incentive)	Type of incentive* (ex: grant, tax abatement, loan)	Recipient name*	Incentive amount*	MAR Address / location of investment	Number of District residents employed as a direct result of this investment	Is recipient in compliance with District resident employment requirements?
6/15/2020	Construction	Construction	Davis Ulmer Sprinkler Company Inc., dba Reliance Fire Protection	$943,000	N/A	0	In Progress
6/15/2020	Construction	Construction	PRINCE CONSTRUCTION CO INC	$747,548	N/A	0	In Progress
6/16/2020	Construction	Construction	Carpentry & Hardware Services, Inc.	$347,375	N/A	0	Yes
6/16/2020	Construction	Construction	Carpentry & Hardware Services, Inc.	$689,084	N/A	0	In Progress
6/16/2020	Construction	Construction	Carpentry & Hardware Services, Inc.	$256,123	N/A	0	In Progress
6/16/2020	Construction	Construction	JV Brothers Painting LLC	$289,000	N/A	0	In Progress
6/16/2020	Construction	Construction	JV Brothers Painting LLC	$90,000	N/A	0	In Progress
6/16/2020	Construction	Construction	Chesapeake Sprinkler Company	$2,265,000	N/A	0	N/A
6/16/2020	Construction	Construction	J. Roberts, Inc.	$3,269,213	N/A	0	N/A
6/16/2020	Construction	Construction	M.C. Dean, Inc.	$283,000	N/A	0	N/A
6/16/2020	Construction	Construction	RGS Products, Inc.	$980,000	N/A	0	N/A
6/17/2020	Construction	Construction	Ruppert Landscape,Inc.	$135,740	N/A	0	Yes
6/17/2020	Construction	Construction	Ruppert Landscape,Inc.	$442,650	N/A	0	Yes
6/17/2020	Construction	Construction	Ruppert Landscape,Inc.	$135,740	N/A	0	Yes

Executed Agreement Date	Incentive name* (ex: name of grant or tax incentive)	Type of incentive* (ex: grant, tax abatement, loan)	Recipient name*	Incentive amount*	MAR Address / location of investment	Number of District residents employed as a direct result of this investment	Is recipient in compliance with District resident employment requirements?
6/18/2020	Construction	Construction	C.J. Coakley Company, Inc.	$134,000	N/A	0	N/A
6/23/2020	Construction	Construction	Chesapeake Sprinkler Company	$399,750	N/A	0	N/A
6/23/2020	Construction	Construction	Otis Elevator Company	$1,270,000	N/A	0	N/A
6/23/2020	Construction	Construction	RGS Products, Inc.	$120,000	N/A	0	N/A
6/23/2020	Construction	Construction	ALC Caulking LLC.	$150,000	N/A	0	In Progress
6/23/2020	Construction	Construction	J.W. & SON INTERIORS, INC	$1,775,000	N/A	0	In Progress
6/23/2020	Construction	Construction	SMART Security Pros dba Mobile Video Guard	$120,560	N/A	0	In Progress
6/29/2020	Construction	Construction	L.A. Howard Construction	$182,500	N/A	2	Yes
7/2/2020	Construction	Construction	D. Pachecos Plumbing	$573,800	N/A	0	In Progress
7/2/2020	Construction	Construction	D. Pachecos Plumbing	$195,800	N/A	0	In Progress
7/2/2020	Construction	Construction	GOODWIN BROTHERS SHADES & SPECIALTIES	$332,152	N/A	0	N/A
7/7/2020	Construction	Construction	Clark Concrete Contractors, LLC	$36,210,000	N/A	30	In Progress
7/7/2020	Construction	Construction	Clark Foundations, LLC	$5,656,000	N/A	10	In Progress

Executed Agreement Date	Incentive name* (ex: name of grant or tax incentive)	Type of incentive* (ex: grant, tax abatement, loan)	Recipient name*	Incentive amount*	MAR Address / location of investment	Number of District residents employed as a direct result of this investment	Is recipient in compliance with District resident employment requirements?
7/9/2020	Construction	Construction	MCKINNEY DRILLING COMPANY LLC	$305,000	N/A	0	No
7/14/2020	Construction	Construction	Chiaramonte Construction Company	$239,278	N/A	1	In Progress
7/14/2020	Construction	Construction	Connally Contracting Corporation	$226,099	N/A	0	In Progress
7/14/2020	Construction	Construction	Washington Door and Hardware, LLC	$116,482	N/A	0	In Progress
7/14/2020	Construction	Construction	Total Millwork, LLC	$1,875,660	N/A	0	In Progress
7/15/2020	Construction	Construction	Keller North America	$130,000	N/A	0	No
7/15/2020	Construction	Construction	Berkel & Company Contractors, Inc.	$710,000	N/A	0	In Progress
7/15/2020	Construction	Construction	Harvey-Cleary	$139,551,400	N/A	0	In Progress
7/15/2020	Construction	Construction	Strittmatter Metro, LLC	$1,450,000	N/A	0	In Progress
7/20/2020	Construction	Construction	JE Richards, Inc.	$156,800	N/A	0	In Progress
7/24/2020	Construction	Construction	ADJ Sheet Metal, Inc.	$723,000	N/A	0	In Progress
7/29/2020	Construction	Construction	Mendez Flooring, LLC	$294,985	N/A	0	Yes
7/29/2020	Construction	Construction	Revolution Window System	$212,900	N/A	0	In Progress
7/29/2020	Construction	Construction	Vasquez Construction	$100,000	N/A	0	Yes
7/30/2020	Construction	Construction	Service Glass Industries	$6,500,000	N/A	0	In Progress

Executed Agreement Date	Incentive name* (ex: name of grant or tax incentive)	Type of incentive* (ex: grant, tax abatement, loan)	Recipient name*	Incentive amount*	MAR Address / location of investment	Number of District residents employed as a direct result of this investment	Is recipient in compliance with District resident employment requirements?
7/31/2020	Construction	Construction	Strittmatter Metro, LLC	$1,525,000	N/A	1	In Progress
7/31/2020	Construction	Construction	Arban & Carosi, Inc.	$350,000	N/A	0	Yes
7/31/2020	Construction	Construction	C.J. Coakley Company, Inc.	$1,275,000	N/A	0	In Progress
7/31/2020	Construction	Construction	C.J. Coakley Company, Inc.	$1,590,000	N/A	0	In Progress
7/31/2020	Construction	Construction	James Myers Company, Inc.	$1,800,000	N/A	0	In Progress
7/31/2020	Construction	Construction	Seal Caulking & Waterproofing, LLC	$212,000	N/A	0	In Progress
8/7/2020	Construction	Construction	NorthStar	$2,227,890	N/A	0	In Progress
8/7/2020	Construction	Construction	NorthStar	$2,233,040	N/A	0	In Progress
8/10/2020	Construction	Construction	J&W Caulking Applicators, Inc.	$310,792	N/A	0	No
8/11/2020	Construction	Construction	PAINTECH INC	$290,000	N/A	0	In Progress
8/12/2020	Construction	Construction	Potomac Architectural Millwork Corporation	$317,000	N/A	0	Yes
8/13/2020	Construction	Construction	RELIABLE INSTALLATION SERVICES LLC	$704,000	N/A	0	In Progress
8/14/2020	Construction	Construction	ALLIED DRYWALL CONSTRUCTION INC.	$290,315	N/A	0	In Progress

Executed Agreement Date	Incentive name* (ex: name of grant or tax incentive)	Type of incentive* (ex: grant, tax abatement, loan)	Recipient name*	Incentive amount*	MAR Address / location of investment	Number of District residents employed as a direct result of this investment	Is recipient in compliance with District resident employment requirements?
8/14/2020	Construction	Construction	POS Construction Inc.	$877,785	N/A	0	In Progress
8/14/2020	Construction	Construction	R.E. Robertson Plumbing & Heating, Inc.	$2,234,851	N/A	0	In Progress
8/16/2020	Construction	Construction	Dylans Plumbing LLC	$1,843,150	N/A	0	In Progress
8/24/2020	Construction	Construction	J&W Caulking Applicators, Inc.	$120,000	N/A	0	In Progress
8/24/2020	Construction	Construction	Otis Elevator Company	$1,450,200	N/A	0	In Progress
8/24/2020	Construction	Construction	Roman Mosaic and Tile Company	$131,000	N/A	1	In Progress
8/24/2020	Construction	Construction	Source One Flooring	$336,354	N/A	0	In Progress
8/24/2020	Construction	Construction	W.H. Boyer, Inc.	$130,000	N/A	0	In Progress
8/25/2020	Construction	Construction	RELIABLE INSTALLATION SERVICES LLC	$145,144	N/A	0	N/A
8/25/2020	Construction	Construction	RELIABLE INSTALLATION SERVICES LLC	$595,720	N/A	0	N/A
8/26/2020	Construction	Construction	Prefab Solutions LLC	$1,164,955	N/A	1	In Progress
8/31/2020	Construction	Construction	Robinsons LLC	$939,254	N/A	5	In Progress
8/31/2020	Construction	Construction	Alvarez Contruction, LLC	$196,224	N/A	0	In Progress

Executed Agreement Date	Incentive name* (ex: name of grant or tax incentive)	Type of incentive* (ex: grant, tax abatement, loan)	Recipient name*	Incentive amount*	MAR Address / location of investment	Number of District residents employed as a direct result of this investment	Is recipient in compliance with District resident employment requirements?
8/31/2020	Construction	Construction	ANNE ARUNDEL FIRE PROTECTION INC	$1,325,000	N/A	0	In Progress
8/31/2020	Construction	Construction	Kalos Construction	$160,000	N/A	0	In Progress
8/31/2020	Construction	Construction	JOHN MORIARTY & ASSOCIATES OF VA LLC	$4,200,000	N/A	0	In Progress
9/2/2020	Construction	Construction	Reliable Solutions LLC	$145,144	N/A	0	In Progress
9/2/2020	Construction	Construction	Reliable Solutions LLC	$595,720	N/A	0	In Progress
9/2/2020	Construction	Construction	Union Market Infrastructure Corporation	$33,000,000	N/A	0	In Progress
9/2/2020	Construction	Construction	Chapel Valley Landscape Company	$978,350	N/A	0	In Progress
9/2/2020	Construction	Construction	MAGNA CONSTRUCTION MAINTENANCE SE	$1,877,066	N/A	0	In Progress
9/2/2020	Construction	Construction	One World Products, LLC	$783,431	N/A	0	In Progress
9/2/2020	Construction	Construction	The Pierce Painting & Wall Covering	$887,715	N/A	0	In Progress
9/2/2020	Construction	Construction	Berkel & Company Contractors, Inc.	$689,000	N/A	3	In Progress

Executed Agreement Date	Incentive name* (ex: name of grant or tax incentive)	Type of incentive* (ex: grant, tax abatement, loan)	Recipient name*	Incentive amount*	MAR Address / location of investment	Number of District residents employed as a direct result of this investment	Is recipient in compliance with District resident employment requirements?
9/2/2020	Construction	Construction	CONSIGLI CONSTRUCTION CO.	$9,401,601	N/A	0	In Progress
9/2/2020	Construction	Construction	EASTERN BRANCH DEMOLITION LLC	$330,499	N/A	0	In Progress
9/3/2020	Construction	Construction	Canterbury Builders Inc.	$138,036	N/A	0	In Progress
9/3/2020	Construction	Construction	Dominion Ceramic Tile	$966,600	N/A	0	In Progress
9/8/2020	Construction	Construction	Kalos Construction	$1,635,000	N/A	0	In Progress
9/8/2020	Construction	Construction	Panel Systems, Inc.	$10,061,251	N/A	0	N/A
9/8/2020	Construction	Construction	Utility Systems C&E, LLC	$1,500,000	N/A	0	In Progress
9/8/2020	Construction	Construction	DONOHOE COMPANIES, Inc dba DONOHOE CONSTRUCTION COMPANY	$136,355,000	N/A	0	In Progress
9/16/2020	Construction	Construction	Baker DC, LLC	$15,648,000	N/A	0	In Progress
9/16/2020	Construction	Construction	Joseph J. Magnolia, Inc.	$23,398,854	N/A	0	In Progress
9/16/2020	Construction	Construction	Power Design, Inc.	$16,265,000	N/A	0	In Progress
9/17/2020	Construction	Construction	Lorton Stone, LLC	$147,500	N/A	0	N/A
9/17/2020	Construction	Construction	Anchor Construction Corporation	$715,153	N/A	0	In Progress
9/17/2020	Construction	Construction	R.B. Hinkle Construction, Inc.	$315,375	N/A	0	In Progress

Executed Agreement Date	Incentive name* (ex: name of grant or tax incentive)	Type of incentive* (ex: grant, tax abatement, loan)	Recipient name*	Incentive amount*	MAR Address / location of investment	Number of District residents employed as a direct result of this investment	Is recipient in compliance with District resident employment requirements?
9/17/2020	Construction	Construction	WOODLAWN MECHANICAL CONTRACTORS	$3,676,502	N/A	0	In Progress
9/17/2020	Construction	Construction	Hawkeye Exteriors Inc.	$475,000	N/A	0	In Progress
9/18/2020	Construction	Construction	Baker DC, LLC	$20,757,000	N/A	0	In Progress
9/18/2020	Construction	Construction	Aris Tile & Flooring	$306,000	N/A	0	Yes
9/18/2020	Construction	Construction	Thyssenkrupp Elevator Company	$2,050,000	N/A	0	In Progress
9/18/2020	Construction	Construction	Clark Foundations, LLC	$653,766	N/A	0	In Progress
9/21/2020	Construction	Construction	BlueTee Construction Inc.	$480,081	N/A	1	In Progress
9/21/2020	Construction	Construction	BOGAN & ASSOCIATES LLC	$1,277,877	N/A	0	In Progress
9/21/2020	Construction	Construction	Hanover Iron Works	$350,000	N/A	0	In Progress
9/21/2020	Construction	Construction	Harbor Roofing & Contracting, Inc.	$445,688	N/A	0	In Progress
9/21/2020	Construction	Construction	Interior Specialists, Inc.	$350,000	N/A	0	In Progress
9/21/2020	Construction	Construction	DPR CONSTRUCTION GENERAL PARTNERSHIP	$29,540,000	N/A	0	In Progress
9/21/2020	Construction	Construction	DPR CONSTRUCTION GENERAL PARTNERSHIP	$17,750,000	N/A	0	N/A

Executed Agreement Date	Incentive name* (ex: name of grant or tax incentive)	Type of incentive* (ex: grant, tax abatement, loan)	Recipient name*	Incentive amount*	MAR Address / location of investment	Number of District residents employed as a direct result of this investment	Is recipient in compliance with District resident employment requirements?
9/25/2020	Construction	Construction	Old Barn Reclaimed Wood and An	$450,000	N/A	0	In Progress
9/28/2020	Construction	Construction	Aris Tile & Flooring	$254,900	N/A	0	Yes
9/28/2020	Construction	Construction	Aris Tile & Flooring	$526,470	N/A	0	Yes
9/28/2020	Construction	Construction	Aris Tile & Flooring	$187,976	N/A	0	Yes
9/28/2020	Construction	Construction	J&W Caulking Applicators, Inc.	$529,000	N/A	0	In Progress
9/29/2020	Construction	Construction	Cap8 Doors & Hardware	$274,500	N/A	0	In Progress
9/29/2020	Construction	Construction	Goldin & Stafford, Inc.	$560,578	N/A	0	In Progress
9/29/2020	Construction	Construction	Floors, Etc.	$2,895,000	N/A	0	In Progress
10/2/2020	Construction	Construction	Strittmatter Metro, LLC	$1,750,000	N/A	3	In Progress
10/2/2020	Construction	Construction	JCM Associates, Inc.	$2,300,000		1	In Progress
10/2/2020	Construction	Construction	Vasquez Construction	$380,000		0	Yes
10/7/2020	Construction	Construction	GeoConstructors, Inc.	$1,208,000		0	In Progress
10/7/2020	Construction	Construction	Integrated Contracting Group VA LLC	$12,254,600		0	In Progress
10/7/2020	Construction	Construction	ADJ Sheet Metal, Inc.	$2,375,000		4	In Progress
10/7/2020	Construction	Construction	JCM Associates, Inc.	$3,950,000		3	In Progress
10/7/2020	Construction	Construction	Elevator Modernization Company, Inc.	$267,500		0	In Progress
10/7/2020	Construction	Construction	Ruppert Landscape,Inc.	$1,605,000		2	No

Executed Agreement Date	Incentive name* (ex: name of grant or tax incentive)	Type of incentive* (ex: grant, tax abatement, loan)	Recipient name*	Incentive amount*	MAR Address / location of investment	Number of District residents employed as a direct result of this investment	Is recipient in compliance with District resident employment requirements?
10/8/2020	Construction	Construction	Potomac Architectural Millwork Corporation	$1,319,422		0	Yes
10/9/2020	Construction	Construction	CM Construction, Inc.	$4,499,965	N/A	1	In Progress
10/9/2020	Construction	Construction	NATIONAL SERVICE CONTRACTORS	$464,461	N/A	0	In Progress
10/14/2020	Construction	Construction	BALFOUR BEATTY CONSTRUCTION	$120,610,000	N/A	0	In Progress
10/14/2020	Construction	Construction	JV MPDC, LLC	$135,207,208	N/A	0	N/A
10/15/2020	Construction	Construction	AIW, Inc.	$845,000		0	In Progress
10/15/2020	Construction	Construction	American Stone Virginia, LLC	$751,500		0	In Progress
10/15/2020	Construction	Construction	Baker DC, LLC	$4,856,200		0	In Progress
10/15/2020	Construction	Construction	Limbach Company, LLC	$3,162,157		5	In Progress
10/15/2020	Construction	Construction	Pro Air, Inc.	$4,312,007		0	In Progress
10/15/2020	Construction	Construction	Schneider Electric Buildings Critical Systems, Inc.	$184,000		0	In Progress
10/15/2020	Construction	Construction	Vetro Building Envelope	$5,257,305		0	In Progress
10/19/2020	Construction	Construction	National glass company inc	$158,000	N/A	0	Yes

Executed Agreement Date	Incentive name* (ex: name of grant or tax incentive)	Type of incentive* (ex: grant, tax abatement, loan)	Recipient name*	Incentive amount*	MAR Address / location of investment	Number of District residents employed as a direct result of this investment	Is recipient in compliance with District resident employment requirements?
10/19/2020	Non-Construction	Non-Construction	HALES CREATIVE SOLUTIONS/Bayne LLC	$766,000		0	N/A
10/19/2020	Construction	Construction	John E. Kelly and Sons Electrical	$241,675		0	In Progress
10/19/2020	Construction	Construction	Colonial Electric Company, Inc.	$230,000		0	In Progress
10/19/2020	Construction	Construction	Floors & Fireproofing LLC, DBA Quiet Floor Systems	$310,000		0	Yes
10/19/2020	Construction	Construction	GK & G Masonry, LLC	$150,000		0	Yes
10/19/2020	Construction	Construction	GK & G Masonry, LLC	$200,000		0	Yes
10/19/2020	Construction	Construction	Colonial Electric Company, Inc.	$230,000		1	In Progress
10/19/2020	Construction	Construction	GOODWIN BROTHERS SHADES & SPECIALTIES	$155,925		0	Yes
10/21/2020	Construction	Construction	G-SIDA GENERAL SERVICES	$1,593,813	N/A	1	In Progress
10/21/2020	Construction	Construction	DONOHOE COMPANIES, Inc dba DONOHOE CONSTRUCTION COMPANY	$96,900,005		0	In Progress

Executed Agreement Date	Incentive name* (ex: name of grant or tax incentive)	Type of incentive* (ex: grant, tax abatement, loan)	Recipient name*	Incentive amount*	MAR Address / location of investment	Number of District residents employed as a direct result of this investment	Is recipient in compliance with District resident employment requirements?
10/22/2020	Construction	Construction	Sparkle Painting Company, Inc.	$670,000		0	In Progress
10/22/2020	Construction	Construction	Kone, Inc.	$570,000		0	In Progress
10/22/2020	Construction	Construction	Baker DC, LLC	$16,421,312		7	In Progress
10/26/2020	Construction	Construction	Blackwood of DC, LLC	$973,734	N/A	1	In Progress
10/26/2020	Construction	Construction	Custom Glass Services, Inc.	$440,000	N/A	1	In Progress
10/26/2020	Construction	Construction	First Choice Masonry, Inc.	$681,751	N/A	0	In Progress
10/26/2020	Construction	Construction	MAX ELECTRICAL CONSTRUCTION CORP	$676,103	N/A	3	In Progress
10/26/2020	Construction	Construction	Pro Air, Inc.	$470,000	N/A	0	In Progress
10/26/2020	Construction	Construction	Prospect Waterproofing Co.	$753,300	N/A	3	In Progress
10/26/2020	Construction	Construction	Strait Steel, Inc.	$1,196,000	N/A	0	In Progress
10/26/2020	Construction	Construction	Superior Iron Works, Inc.	$385,622	N/A	0	In Progress
10/26/2020	Construction	Construction	The Justin Company, Inc.	$468,930	N/A	2	In Progress
10/28/2020	Construction	Construction	AMA Construction Co., Inc.	$250,000	N/A	0	Yes

Executed Agreement Date	Incentive name* (ex: name of grant or tax incentive)	Type of incentive* (ex: grant, tax abatement, loan)	Recipient name*	Incentive amount*	MAR Address / location of investment	Number of District residents employed as a direct result of this investment	Is recipient in compliance with District resident employment requirements?
10/28/2020	Construction	Construction	Boatman and Magnani Inc.	$532,507	N/A	0	Yes
10/28/2020	Construction	Construction	W Concrete, Inc	$1,134,000		4	Yes
10/30/2020	Construction	Construction	Bozzuto Contractors, Inc.	$2,633,465	N/A	0	Yes
10/30/2020	Construction	Construction	Scattered Site III LLC	$2,633,465	N/A	0	Yes
10/30/2020	Construction	Construction	WOODBERRY APARTMENTS LP	$21,500,000		0	In Progress
11/2/2020	Construction	Construction	CAREYS MECHANICAL LLC	$735,000	N/A	0	In Progress
11/2/2020	Non-Construction	Non-Construction	CERIDA INVESTMENT CORP	$1,854,552	N/A	0	In Progress
11/2/2020	Non-Construction	Non-Construction	PREEMINENT PROTECTIVE SERVICES	$850,000	N/A	37	In Progress
11/2/2020	Construction	Construction	MMI Consulting Group LLC	$10,000,000	N/A	0	In Progress
11/2/2020	Non-Construction	Non-Construction	LIMBIC SYSTEMS, INC.	$743,000	N/A	0	In Progress
11/2/2020	Non-Construction	Non-Construction	PERFORMANCE MANAGEMENT SERVICES, LLC	$703,276		3	In Progress

Executed Agreement Date	Incentive name* (ex: name of grant or tax incentive)	Type of incentive* (ex: grant, tax abatement, loan)	Recipient name*	Incentive amount*	MAR Address / location of investment	Number of District residents employed as a direct result of this investment	Is recipient in compliance with District resident employment requirements?
11/4/2020	Non-Construction	Non-Construction	Center for the Study of Social Policy	$424,045	N/A	0	In Progress
11/4/2020	Non-Construction	Non-Construction	Rock Solid District Group, LLC	$653,534	N/A	16	N/A
11/4/2020	Non-Construction	Non-Construction	NMR Group, Inc.	$669,053	N/A	1	In Progress
11/4/2020	Construction	Construction	BEDD GROUP, LLC	$489,384	N/A	0	N/A
11/4/2020	Construction	Construction	NATIONAL SERVICE CONTRACTORS	$2,313,385	N/A	2	Yes
11/4/2020	Non-Construction	Non-Construction	Morgans/JIMMIE MUSCATELLO	$872,833	N/A	0	In Progress
11/4/2020	Construction	Construction	WKM SOLUTIONS LLC	$1,887,750	N/A	0	In Progress
11/4/2020	Non-Construction	Non-Construction	MMI Consulting Group LLC	$10,000,000	N/A	0	N/A
11/6/2020	Construction	Construction	GNT GROUP LLC	$443,565	N/A	0	In Progress
11/6/2020	Construction	Construction	DAYLILY LANDSCAPING LLC	$861,472	N/A	2	In Progress
11/6/2020	Construction	Construction	Best Fence DC	$366,000	N/A	0	In Progress
11/6/2020	Construction	Construction	GT Contracting Corporation	$554,167	N/A	0	In Progress
11/6/2020	Construction	Construction	WKM SOLUTIONS LLC	$373,940	N/A	0	In Progress

Executed Agreement Date	Incentive name* (ex: name of grant or tax incentive)	Type of incentive* (ex: grant, tax abatement, loan)	Recipient name*	Incentive amount*	MAR Address / location of investment	Number of District residents employed as a direct result of this investment	Is recipient in compliance with District resident employment requirements?
11/12/2020	Construction	Construction	GT Contracting Corporation	$2,175,000		0	Yes
11/16/2020	Construction	Construction	GCS-Sigal, LLC	$21,500,000		0	In Progress
11/17/2020	Non-Construction	Non-Construction	HAUSFELD LLP	$55,000,000	N/A	0	In Progress
11/17/2020	Non-Construction	Non-Construction	Potomac Supply Company LLC	$300,000		0	In Progress
11/17/2020	Construction	Construction	Aeroseal Contracting Corporation	$369,008		0	In Progress
11/17/2020	Construction	Construction	Caliber Security Solutions LLC	$132,355		0	In Progress
11/17/2020	Construction	Construction	Everlast Climbining Industries dba DERO	$177,000		0	In Progress
11/17/2020	Construction	Construction	Narman West LLC	$2,802,000		0	In Progress
11/18/2020	Construction	Construction	Access Demolition Contracting, Inc.	$687,832	N/A	1	Yes
11/18/2020	Construction	Construction	Clemons Builders, Inc.	$705,000	N/A	0	Yes
11/18/2020	Construction	Construction	IRON FABRICATION SERVICES LLC	$460,000	N/A	2	Yes
11/18/2020	Construction	Construction	King Carpentry Inc	$490,550	N/A	0	Yes
11/18/2020	Construction	Construction	PRESTIGE GROUP INC	$872,325	N/A	2	Yes

Executed Agreement Date	Incentive name* (ex: name of grant or tax incentive)	Type of incentive* (ex: grant, tax abatement, loan)	Recipient name*	Incentive amount*	MAR Address / location of investment	Number of District residents employed as a direct result of this investment	Is recipient in compliance with District resident employment requirements?
11/18/2020	Construction	Construction	Airway Sheet Metal Company, Inc.	$457,100		0	In Progress
11/18/2020	Construction	Construction	Diverse Masonry Corporation	$385,325		0	In Progress
11/18/2020	Construction	Construction	James Myers Company, Inc.	$1,975,000		0	In Progress
11/18/2020	Construction	Construction	Rabco Insulation, Inc.	$228,000		0	In Progress
11/18/2020	Construction	Construction	Ted Turner Company, Inc.	$440,150		0	In Progress
11/18/2020	Construction	Construction	W Concrete, Inc	$252,640		1	Compliant
11/19/2020	Construction	Construction	ANNE ARUNDEL FIRE PROTECTION INC	$975,000		0	In Progress
11/20/2020	Construction	Construction	Cabinet Max	$462,504	N/A	0	N/A
11/20/2020	Construction	Construction	CAFFES-STEELE Inc.	$4,119,431		0	In Progress
11/20/2020	Construction	Construction	Chesapeake Sprinkler Company	$1,655,000		0	In Progress
11/20/2020	Construction	Construction	ELLISDALE CONSTRUCTION LLC	$2,655,000		0	In Progress
11/20/2020	Construction	Construction	Otis Elevator Company	$1,485,000		0	In Progress

Executed Agreement Date	Incentive name* (ex: name of grant or tax incentive)	Type of incentive* (ex: grant, tax abatement, loan)	Recipient name*	Incentive amount*	MAR Address / location of investment	Number of District residents employed as a direct result of this investment	Is recipient in compliance with District resident employment requirements?
11/25/2020	Construction	Construction	Schneider Electric Buildings Critical Systems, Inc.	$1,075,000		0	In Progress
11/25/2020	Construction	Construction	Telligent Masonry, LLC	$995,000		11	In Progress
11/25/2020	Construction	Construction	W Concrete, Inc	$1,231,986		8	In Progress
11/25/2020	Construction	Construction	Fort Myer Construction Corporation	$153,625		0	In Progress
11/25/2020	Construction	Construction	JB&L Cleaning Services, Inc.	$136,850		0	In Progress
11/25/2020	Construction	Construction	RJA Construction, Inc	$250,000		0	In Progress
11/25/2020	Construction	Construction	Stevens Painting Inc.	$325,900		0	In Progress
11/29/2020	Non-Construction	Non-Construction	VERITAS CONSULTING GROUP, LLC	$607,217	N/A	0	In Progress
11/29/2020	Non-Construction	Non-Construction	SETTY & ASSOCIATES INTERNATIONAL PLLC	$2,396,650	N/A	0	N/A
11/29/2020	Non-Construction	Non-Construction	The Computer Solution Company Of VA , LLC	$813,555	N/A	0	In Progress
11/29/2020	Non-Construction	Non-Construction	Accruent , LLC	$440,908	N/A	0	In Progress
12/1/2020	Construction	Construction	ABW Appliances	$679,469	N/A	0	Yes
12/1/2020	Construction	Construction	ABW Appliances	$148,301	N/A	0	Yes

Executed Agreement Date	Incentive name* (ex: name of grant or tax incentive)	Type of incentive* (ex: grant, tax abatement, loan)	Recipient name*	Incentive amount*	MAR Address / location of investment	Number of District residents employed as a direct result of this investment	Is recipient in compliance with District resident employment requirements?
12/6/2020	Non-Construction	Non-Construction	Ex Consultants, LLC	$10,000,000		0	In Progress
12/7/2020	Non-Construction	Non-Construction	Netsmart Technologies Inc	$4,442,508	N/A	0	N/A
12/7/2020	Non-Construction	Non-Construction	COLLEGE BOARD	$499,930	N/A	0	In Progress
12/8/2020	Non-Construction	Non-Construction	PUBLIC CONSULTING GROUP INC	$1,855,372	N/A	0	In Progress
12/8/2020	Non-Construction	Non-Construction	MBI HEALTH SERVICES, LLC	$687,178	N/A	0	N/A
12/8/2020	Non-Construction	Non-Construction	CITY FIRST ENTERPRISES	$2,200,000	N/A	0	In Progress
12/8/2020	Non-Construction	Non-Construction	Potomac Supply Company LLC	$950,000	N/A	0	In Progress
12/9/2020	Non-Construction	Non-Construction	KADCON Corporation	$500,000	N/A	0	N/A
12/9/2020	Construction	Construction	Raymond R Cahow Inc. T/A Asphalt General	$693,588		0	In Progress
12/9/2020	Construction	Construction	W.G.TOMKO INC	$1,855,500		3	In Progress
12/10/2020	Non-Construction	Non-Construction	COMPLETE BUILDING SERVICES	$363,085	N/A	0	N/A

Executed Agreement Date	Incentive name* (ex: name of grant or tax incentive)	Type of incentive* (ex: grant, tax abatement, loan)	Recipient name*	Incentive amount*	MAR Address / location of investment	Number of District residents employed as a direct result of this investment	Is recipient in compliance with District resident employment requirements?
12/14/2020	Construction	Construction	Datawatch Systems, Inc.	$264,000		0	Yes
12/15/2020	Construction	Construction	CHERRY LANE ELECTRICAL SERVICE INC	$3,695,000	N/A	0	In Progress
12/15/2020	Construction	Construction	Reliable Solutions LLC	$350,000	N/A	0	In Progress
12/15/2020	Construction	Construction	Commercial Interiors	$8,570,000		0	In Progress
12/15/2020	Construction	Construction	Beltway Glazing LLC	$360,000		0	Yes
12/16/2020	Construction	Construction	Andiemac Waterproofing	$908,700	N/A	1	In Progress
12/16/2020	Construction	Construction	Baker DC, LLC	$19,000,000	N/A	10	In Progress
12/16/2020	Construction	Construction	Berkel & Company Contractors, Inc.	$8,050,000	N/A	2	In Progress
12/16/2020	Construction	Construction	Brothers Mechanical, Inc. HVAC	$10,350,000	N/A	0	In Progress
12/16/2020	Construction	Construction	Brothers Mechanical, Inc. Plumbing	$8,050,000	N/A	0	In Progress
12/16/2020	Construction	Construction	Power Design, Inc.	$11,950,000	N/A	1	In Progress
12/16/2020	Construction	Construction	Atlas Foundations of Washington, LLC	$1,340,000	N/A	1	In Progress
12/16/2020	Construction	Construction	Kalos Construction	$880,208	N/A	1	In Progress
12/16/2020	Construction	Construction	Keller Industrial	$535,000	N/A	0	In Progress

Executed Agreement Date	Incentive name* (ex: name of grant or tax incentive)	Type of incentive* (ex: grant, tax abatement, loan)	Recipient name*	Incentive amount*	MAR Address / location of investment	Number of District residents employed as a direct result of this investment	Is recipient in compliance with District resident employment requirements?
12/16/2020	Construction	Construction	Power Design, Inc.	$12,525,000	N/A	2	In Progress
12/16/2020	Construction	Construction	Strittmatter Metro, LLC	$2,350,000	N/A	3	In Progress
12/17/2020	Construction	Construction	Metro Mechanical Contractors, LLC	$4,057,000		0	In Progress
12/17/2020	Construction	Construction	Capital Realty Group Development	$1,500,000		5	In Progress
12/17/2020	Construction	Construction	K&M Electrical Services, Inc.	$853,000		0	In Progress
12/17/2020	Construction	Construction	METROPOLITAN ENGINEERING INC	$2,348,300		0	In Progress
12/18/2020	Construction	Construction	Baker DC, LLC	$20,600,000	N/A	6	In Progress
12/21/2020	Construction	Construction	Ruston Paving Company Inc	$120,000		0	Yes
12/22/2020	Non-Construction	Non-Construction	DIVERSE COMPUTING INC	$1,190,855	N/A	0	In Progress
12/22/2020	Non-Construction	Non-Construction	Intergraph Corp.	$840,855	N/A	0	In Progress
12/22/2020	Non-Construction	Non-Construction	Al's TWIN AIR LLC	$500,000	N/A	2	In Progress
12/22/2020	Non-Construction	Non-Construction	DECCA DEVELOPMENT CORPORATION	$500,000	N/A	0	In Progress

Executed Agreement Date	Incentive name* (ex: name of grant or tax incentive)	Type of incentive* (ex: grant, tax abatement, loan)	Recipient name*	Incentive amount*	MAR Address / location of investment	Number of District residents employed as a direct result of this investment	Is recipient in compliance with District resident employment requirements?
12/22/2020	Non-Construction	Non-Construction	Chesapeake Regional System for our Patients, Inc,	$370,000	N/A	0	N/A
12/22/2020	Non-Construction	Non-Construction	Development Innovation System C DISC LLC	$10,000,000	N/A	0	N/A
12/22/2020	Non-Construction	Non-Construction	SIVIC SOLUTION GROUP, LLC	$422,065	N/A	0	In Progress
12/22/2020	Non-Construction	Non-Construction	The National Center for Children and Families	$25,813,481		0	N/A
12/22/2020	Non-Construction	Non-Construction	health IT 2 Business Solutions, LLC	$10,000,000		0	In Progress
12/22/2020	Non-Construction	Non-Construction	ADVANCE EMPLOYEE INTELLIGENCE	$10,000,000		0	In Progress
12/23/2020	Non-Construction	Non-Construction	N2GRATE GOVERNMENT SERVICES SOLUTIONS LL	$1,998,000	N/A	0	In Progress
12/23/2020	Non-Construction	Non-Construction	CINTAS CORPORATION	$350,000	N/A	0	N/A
12/23/2020	Non-Construction	Non-Construction	QUETEL CORP	$600,000	N/A	0	In Progress

Executed Agreement Date	Incentive name* (ex: name of grant or tax incentive)	Type of incentive* (ex: grant, tax abatement, loan)	Recipient name*	Incentive amount*	MAR Address / location of investment	Number of District residents employed as a direct result of this investment	Is recipient in compliance with District resident employment requirements?
12/23/2020	Non-Construction	Non-Construction	NSIGHT365	$950,000	N/A	0	N/A
12/23/2020	Non-Construction	Non-Construction	MVS, Inc.	$732,000	N/A	0	N/A
12/23/2020	Non-Construction	Non-Construction	Pacifio Ford Inc	$1,298,448	N/A	0	N/A
12/23/2020	Non-Construction	Non-Construction	PC NET, INC.	$10,000,000	N/A	0	N/A
12/23/2020	Non-Construction	Non-Construction	THE COLES GROUP LLC	$10,000,000	N/A	0	N/A
12/23/2020	Non-Construction	Non-Construction	Medical Transportation Management, Inc	$6,035,998	N/A	8	In Progress
12/23/2020	Non-Construction	Non-Construction	NBA Office Products Inc	$950,000	N/A	0	N/A
12/23/2020	Non-Construction	Non-Construction	MOTLEY RICE LLC	$50,000,000	N/A	0	N/A
12/23/2020	Construction	Construction	The Miller Clapperton Partnership	$633,000		0	N/A
12/23/2020	Non-Construction	Non-Construction	health IT 2 Business Solutions, LLC	$994,924		0	In Progress

Executed Agreement Date	Incentive name* (ex: name of grant or tax incentive)	Type of incentive* (ex: grant, tax abatement, loan)	Recipient name*	Incentive amount*	MAR Address / location of investment	Number of District residents employed as a direct result of this investment	Is recipient in compliance with District resident employment requirements?
12/23/2020	Non-Construction	Non-Construction	TRAINING GROUNDS INC	$1,199,999		0	In Progress
12/24/2020	Non-Construction	Non-Construction	Veterans Services Corporation	$750,000,000	N/A	0	In Progress
12/24/2020	Non-Construction	Non-Construction	ENVIROTEST SYSTEMS HOLDINGS CORPORATION	$3,763,900		0	N/A
12/24/2020	Non-Construction	Non-Construction	Pioneer Credit Recovery Inc	$2,795,381		0	N/A
12/28/2020	Non-Construction	Non-Construction	SOS Human Capital Solutions	$900,000	N/A	0	N/A
12/28/2020	Non-Construction	Non-Construction	The JMB Consulting Group	$950,000	N/A	0	N/A
12/28/2020	Non-Construction	Non-Construction	TIBER HUDSON LLC.	$950,000	N/A	0	N/A
12/28/2020	Non-Construction	Non-Construction	MOTOROLA SOLUTIONS INC	$999,578	N/A	0	In Progress
12/28/2020	Non-Construction	Non-Construction	Kline Imports Arlington, Inc	$263,376		0	N/A
12/28/2020	Non-Construction	Non-Construction	ESI ACQUISITION INC	$565,000		0	N/A

Executed Agreement Date	Incentive name* (ex: name of grant or tax incentive)	Type of incentive* (ex: grant, tax abatement, loan)	Recipient name*	Incentive amount*	MAR Address / location of investment	Number of District residents employed as a direct result of this investment	Is recipient in compliance with District resident employment requirements?
12/29/2020	Non-Construction	Non-Construction	CAPITAL SERVICES & SUPPLIES, INC.	$500,000	N/A	0	N/A
12/29/2020	Non-Construction	Non-Construction	Creative Information	$3,500,542	N/A	0	In Progress
12/29/2020	Non-Construction	Non-Construction	Emerald Cut Public Relations, LLC dba elleven22 PR	$900,000	N/A	0	In Progress
12/29/2020	Non-Construction	Non-Construction	HARVEY W HOTTEL INC	$400,000	N/A	0	In Progress
12/29/2020	Non-Construction	Non-Construction	MAGELLAN MEDICAID ADMINISTRATION	$956,401	N/A	0	In Progress
12/30/2020	Industrial Revenue	Industrial Revenue Bonds (IRB)	ALPHATEC. PC	$4,793,000	N/A	0	N/A
12/30/2020	Non-Construction	Non-Construction	RAPISCAN SYSTEMS INCF	$540,762	N/A	0	In Progress
12/30/2020	Non-Construction	Non-Construction	MBB AFFILIATES LLC	$950,000	N/A	0	N/A
12/30/2020	Non-Construction	Non-Construction	Diona (US) Inc.	$410,117	N/A	0	In Progress

Executed Agreement Date	Incentive name* (ex: name of grant or tax incentive)	Type of incentive* (ex: grant, tax abatement, loan)	Recipient name*	Incentive amount*	MAR Address / location of investment	Number of District residents employed as a direct result of this investment	Is recipient in compliance with District resident employment requirements?
12/30/2020	Non-Construction	Non-Construction	SYSTEMS & METHODS	$8,547,750	N/A	0	N/A
12/30/2020	Non-Construction	Non-Construction	Atlantic Tactical	$339,275	N/A	0	In Progress
12/30/2020	Non-Construction	Non-Construction	THIHA INC.	$399,876	N/A	0	In Progress
12/30/2020	Non-Construction	Non-Construction	DIGIDOCS	$8,109,612	N/A	0	In Progress
12/30/2020	Non-Construction	Non-Construction	CITY FIRST ENTERPRISES	$35,000,000	N/A	0	N/A
12/30/2020	Non-Construction	Non-Construction	LATINO ECONOMIC DEVELOPMENT CENTER	$15,000,000	N/A	0	In Progress
12/30/2020	Non-Construction	Non-Construction	The Keystone Plus Construction Company	$300,000		0	N/A
1/4/2021	Construction	Construction	One World Products, LLC	$825,220		0	In Progress
1/6/2021	Construction	Construction	WKM SOLUTIONS LLC	$537,338	N/A	0	In Progress
1/6/2021	Construction	Construction	Baker DC, LLC	$10,296,100		0	In Progress
1/6/2021	Construction	Construction	CAREYS MECHANICAL LLC	$7,300,000		0	In Progress
1/6/2021	Construction	Construction	Power Design, Inc.	$7,840,000		1	In Progress

Executed Agreement Date	Incentive name* (ex: name of grant or tax incentive)	Type of incentive* (ex: grant, tax abatement, loan)	Recipient name*	Incentive amount*	MAR Address / location of investment	Number of District residents employed as a direct result of this investment	Is recipient in compliance with District resident employment requirements?
1/6/2021	Construction	Construction	W Concrete, Inc	$603,302		4	In Progress
1/8/2021	Construction	Construction	Prospect Waterproofing Co.	$3,100,000		3	In Progress
1/8/2021	Construction	Construction	AES Electrical Inc. DBA Freestate Electrical Construction	$13,277,690		3	In Progress
1/8/2021	Construction	Construction	W Concrete, Inc	$1,175,000		0	In Progress
1/12/2021	Construction	Construction	CBG Building Company, LLC	$45,714,059	N/A	0	N/A
1/12/2021	Construction	Construction	CBG Building Company, LLC	$92,206,232	N/A	0	N/A
1/12/2021	Construction	Construction	Electrical Automation Services, Inc.	$179,500	N/A	0	Yes
1/12/2021	Construction	Construction	ALC Caulking LLC.	$338,000		0	In Progress
1/12/2021	Construction	Construction	J. Roberts, Inc.	$1,340,000		0	In Progress
1/12/2021	Construction	Construction	Miscellaneous Metals, Inc.	$1,649,000		1	In Progress
1/12/2021	Construction	Construction	RELIABLE INSTALLATION SERVICES LLC	$2,604,800		0	In Progress
1/12/2021	Construction	Construction	ROYALS COMMERCIAL SERVICES INC	$625,000		0	N/A

Executed Agreement Date	Incentive name* (ex: name of grant or tax incentive)	Type of incentive* (ex: grant, tax abatement, loan)	Recipient name*	Incentive amount*	MAR Address / location of investment	Number of District residents employed as a direct result of this investment	Is recipient in compliance with District resident employment requirements?
1/12/2021	Construction	Construction	Service Glass Industries	$20,866,400		0	In Progress
1/12/2021	Construction	Construction	Jefferson Millwork & Design, Inc.	$245,000		0	N/A
1/13/2021	Construction	Construction	Protec Construction, Inc.	$908,935	N/A	0	In Progress
1/13/2021	Construction	Construction	EYA LLC	$50,175,695	N/A	0	In Progress
1/13/2021	Construction	Construction	Potomac Abatement, Inc.	$625,940	N/A	0	In Progress
1/13/2021	Construction	Construction	CAPITAL CARPETS INC.	$1,149,902		0	In Progress
1/13/2021	Construction	Construction	SALAZAR & VALENCIA CONSTRUTION LLC	$500,000		0	In Progress
1/13/2021	Construction	Construction	ZEPEDA DRYWALL INC	$400,000		0	In Progress
1/15/2021	Construction	Construction	Strittmatter Metro, LLC	$6,315,000	N/A	1	In Progress
1/15/2021	Construction	Construction	ALC Caulking LLC.	$148,920		0	Yes
1/20/2021	Non-Construction	Non-Construction	SCOTT CIRCLE COMMUNICATIONS INC	$900,000	N/A	0	N/A
1/20/2021	Non-Construction	Non-Construction	BLACKROCK FINANCIAL MANAGEMENT INC	$900,000	N/A	0	N/N
1/21/2021	Construction	Construction	CNC Foundations, Inc. dba Helitech Civil Construction Division	$188,770	N/A	0	N/A

Executed Agreement Date	Incentive name* (ex: name of grant or tax incentive)	Type of incentive* (ex: grant, tax abatement, loan)	Recipient name*	Incentive amount*	MAR Address / location of investment	Number of District residents employed as a direct result of this investment	Is recipient in compliance with District resident employment requirements?
1/21/2021	Construction	Construction	Walter L. Phillips, Inc.	$150,000	N/A	0	In Progress
1/21/2021	Construction	Construction	Advanced Caulking & Waterproofing, Inc.	$281,482	N/A	0	In Progress
1/21/2021	Construction	Construction	Floors, Etc.	$1,582,000	N/A	0	In Progress
1/21/2021	Construction	Construction	GOODWIN BROTHERS SHADES & SPECIALTIES	$939,000	N/A	0	In Progress
1/21/2021	Construction	Construction	Ruppert Landscape,Inc.	$2,863,686	N/A	0	In Progress
1/21/2021	Construction	Construction	Source One Flooring	$2,535,000	N/A	0	In Progress
1/21/2021	Construction	Construction	Sparkle Painting Company, Inc.	$1,843,000	N/A	0	In Progress
1/21/2021	Construction	Construction	Total Millwork, LLC	$2,236,831	N/A	0	In Progress
1/21/2021	Construction	Construction	Wings Enterprises, Inc.	$1,824,393	N/A	1	In Progress
1/21/2021	Construction	Construction	Eckington NE Residential	$137,920,291	N/A	0	N/A
1/21/2021	Non-Construction	Non-Construction	The National Center for Children and Families	$22,228,528		0	In Progress
1/21/2021	Construction	Construction	John Gutierrez Studios, Inc	$120,500		0	In Progress
1/21/2021	Non-Construction	Non-Construction	Kline Imports Arlington, Inc	$292,500		0	N/A

Executed Agreement Date	Incentive name* (ex: name of grant or tax incentive)	Type of incentive* (ex: grant, tax abatement, loan)	Recipient name*	Incentive amount*	MAR Address / location of investment	Number of District residents employed as a direct result of this investment	Is recipient in compliance with District resident employment requirements?
1/25/2021	Non-Construction	Non-Construction	The Donohoe Companies/Complete Building Services	$854,905	N/A	0	In Progress
1/25/2021	Non-Construction	Non-Construction	FRESHFARM MARKETS	$300,000	N/A	0	In Progress
1/25/2021	Non-Construction	Non-Construction	Blue Skye Coakley Williams JV	$850,000	N/A	0	In Progress
1/25/2021	Non-Construction	Non-Construction	SOS Human Capital Solutions	$950,000		2	In Progress
1/28/2021	Non-Construction	Non-Construction	LAWMEN SUPPLY CO OF NEW JERSEY INC	$307,000	N/A	0	N/A
1/28/2021	Non-Construction	Non-Construction	Aon Investments USA Inc.	$950,000	N/A	0	N/A
1/28/2021	Non-Construction	Non-Construction	Development Innovation System C DISC LLC	$950,000	N/A	0	N/A
2/1/2021	Non-Construction	Non-Construction	ISM SERVICES INC	$830,475	N/A	0	In Progress
2/1/2021	Non-Construction	Non-Construction	TPW CONSULTANTS LLC	$950,000		3	In Progress

Executed Agreement Date	Incentive name* (ex: name of grant or tax incentive)	Type of incentive* (ex: grant, tax abatement, loan)	Recipient name*	Incentive amount*	MAR Address / location of investment	Number of District residents employed as a direct result of this investment	Is recipient in compliance with District resident employment requirements?
2/3/2021	Construction	Construction	RealPage Utility Management Inc	$115,060		0	In Progress
2/4/2021	Construction	Construction	KELCO INSULATION INC	$182,610		0	In Progress
2/5/2021	Construction	Construction	Advanced Window, Inc.	$1,817,000	N/A	0	Yes
2/5/2021	Construction	Construction	Beltway Iron Company, Inc.	$1,694,098	N/A	0	Yes
2/5/2021	Construction	Construction	E.E. Marr Erectors, Inc.	$379,200	N/A	0	Yes
2/5/2021	Construction	Construction	Floors, Etc.	$520,000	N/A	0	NA
2/5/2021	Construction	Construction	Fuentes Fire Protection LLC	$1,965,001	N/A	0	Yes
2/5/2021	Construction	Construction	Krain Building Services	$380,501	N/A	0	Yes
2/5/2021	Construction	Construction	Otis Elevator Company	$743,000	N/A	0	Yes
2/5/2021	Construction	Construction	Potomac Architectural Millwork Corporation	$418,465	N/A	0	Yes
2/5/2021	Construction	Construction	Power Design, Inc.	$4,044,563	N/A	0	Yes
2/5/2021	Construction	Construction	Prospect Waterproofing Co.	$1,190,000	N/A	0	Yes
2/5/2021	Construction	Construction	Ruppert Landscape,Inc.	$338,318	N/A	3	Yes
2/5/2021	Construction	Construction	Telligent Masonry, LLC	$635,000	N/A	3	Yes
2/5/2021	Construction	Construction	Advanced Window, Inc.	$2,000,000	N/A	0	Yes

Executed Agreement Date	Incentive name* (ex: name of grant or tax incentive)	Type of incentive* (ex: grant, tax abatement, loan)	Recipient name*	Incentive amount*	MAR Address / location of investment	Number of District residents employed as a direct result of this investment	Is recipient in compliance with District resident employment requirements?
2/5/2021	Construction	Construction	Beltway Iron Company, Inc.	$1,632,840	N/A	0	Yes
2/5/2021	Construction	Construction	CIP Finishes, Inc.	$863,025	N/A	0	Yes
2/5/2021	Construction	Construction	Floors & Fireproofing LLC, DBA Quiet Floor Systems	$422,662	N/A	0	Yes
2/5/2021	Construction	Construction	Floors, Etc.	$1,100,000	N/A	0	NA
2/5/2021	Construction	Construction	Fuentes Fire Protection LLC	$415,922	N/A	0	Yes
2/5/2021	Construction	Construction	Otis Elevator Company	$1,675,000	N/A	0	Yes
2/5/2021	Construction	Construction	Potomac Architectural Millwork Corporation	$378,120	N/A	0	Yes
2/5/2021	Construction	Construction	Power Design, Inc.	$8,705,000	N/A	3	Yes
2/5/2021	Construction	Construction	Prospect Waterproofing Co.	$2,546,000	N/A	0	Yes
2/5/2021	Construction	Construction	RPM Construction Corp.	$5,017,500	N/A	0	Yes
2/5/2021	Construction	Construction	Telligent Masonry, LLC	$1,977,000	N/A	0	Yes
2/5/2021	Construction	Construction	Advanced Window, Inc.	$1,238,000	N/A	0	Yes
2/5/2021	Construction	Construction	CBG Building Company, LLC	$50,000,000	N/A	0	N/A
2/5/2021	Construction	Construction	Otis Elevator Company	$350,000	N/A	0	Yes

Executed Agreement Date	Incentive name* (ex: name of grant or tax incentive)	Type of incentive* (ex: grant, tax abatement, loan)	Recipient name*	Incentive amount*	MAR Address / location of investment	Number of District residents employed as a direct result of this investment	Is recipient in compliance with District resident employment requirements?
2/5/2021	Construction	Construction	Power Design, Inc.	$834,350	N/A	2	Yes
2/5/2021	Construction	Construction	Prospect Waterproofing Co.	$478,500	N/A	0	Yes
2/5/2021	Construction	Construction	RPM Construction Corp.	$1,128,700	N/A	0	Yes
2/5/2021	Construction	Construction	Telligent Masonry, LLC	$738,000	N/A	0	Yes
2/5/2021	Construction	Construction	Consolidated Waterproofing Contractors	$982,000		0	In Progress
2/5/2021	Construction	Construction	Parkinson Construction Company, Inc.	$2,210,000		0	In Progress
2/5/2021	Construction	Construction	Anderson Mechanical Services, Inc.	$7,300,000		0	In Progress
2/5/2021	Construction	Construction	ANNE ARUNDEL FIRE PROTECTION INC	$300,000		0	In Progress
2/5/2021	Construction	Construction	Plumbing to the Rescue, Inc.	$490,000		1	In Progress
2/10/2021	Construction	Construction	Hamel Builders, Inc.	$8,714,897		2	In Progress
2/10/2021	Construction	Construction	Hamel Builders, Inc.	$8,373,824		0	In Progress
2/11/2021	Non-Construction	Non-Construction	LATINO ECONOMIC DEVELOPMENT CENTER	$29,500,000	N/A	4	In Progress

Executed Agreement Date	Incentive name* (ex: name of grant or tax incentive)	Type of incentive* (ex: grant, tax abatement, loan)	Recipient name*	Incentive amount*	MAR Address / location of investment	Number of District residents employed as a direct result of this investment	Is recipient in compliance with District resident employment requirements?
2/11/2021	Non-Construction	Non-Construction	Hefty Haulers LLC	$500,000	N/A	0	N/A
2/12/2021	Non-Construction	Non-Construction	WASHINGTON DC ECONOMIC PARTNERSHIP	$3,200,000		0	In Progress
2/17/2021	Non-Construction	Non-Construction	LITERACY PRO SYSTEMS INC.	$309,948	N/A	0	N/A
2/17/2021	Non-Construction	Non-Construction	ALPHABEST EDUCATION INC.	$321,600		27	In Progress
2/17/2021	Construction	Construction	Metro Mechanical Contractors, LLC	$4,057,000		0	In Progress
2/17/2021	Construction	Construction	Mid Atlantic Fountain Design & Mfg. Co Inc.	$261,742		0	In Progress
2/17/2021	Construction	Construction	ROCK SPRING CONTRACTING LLC	$889,700		2	In Progress
2/17/2021	Construction	Construction	The Miller Clapperton Partnership	$812,000		0	In Progress
2/17/2021	Construction	Construction	American Automatic Sprinkler Company, Inc.	$1,293,000		0	In Progress
2/17/2021	Non-Construction	Non-Construction	THE COLES GROUP LLC	$331,240		0	N/A

Executed Agreement Date	Incentive name* (ex: name of grant or tax incentive)	Type of incentive* (ex: grant, tax abatement, loan)	Recipient name*	Incentive amount*	MAR Address / location of investment	Number of District residents employed as a direct result of this investment	Is recipient in compliance with District resident employment requirements?
2/18/2021	Construction	Construction	Blackwood of DC, LLC	$2,370,000		0	In Progress
2/18/2021	Construction	Construction	Ted Turner Company, Inc.	$259,300		0	In Progress
2/19/2021	Construction	Construction	Advanced Window, Inc.	$14,250,000	N/A	0	In Progress
2/19/2021	Construction	Construction	Breeden Mechanical Design, Inc.	$16,221,750	N/A	0	In Progress
2/19/2021	Construction	Construction	Fire & Life Safety America, Inc.	$1,455,000	N/A	0	N/A
2/19/2021	Construction	Construction	Genco Masonry, Inc.	$445,000	N/A	1	In Progress
2/19/2021	Construction	Construction	Paddock Swimming Pool Company	$129,500	N/A	0	N/A
2/19/2021	Construction	Construction	THE CHRISTMAN COMPANY	$17,296,062	N/A	0	N/A
2/19/2021	Construction	Construction	ALLIED DRYWALL CONSTRUCTION INC.	$514,158		0	In Progress
2/19/2021	Construction	Construction	Ben Lewis Plumbing	$628,538		0	In Progress
2/19/2021	Construction	Construction	Potomac Abatement, Inc.	$450,829		0	In Progress
2/19/2021	Construction	Construction	ALLIED DRYWALL CONSTRUCTION INC.	$535,142		0	In Progress
2/19/2021	Construction	Construction	Ben Lewis Plumbing	$654,187		0	In Progress

Executed Agreement Date	Incentive name* (ex: name of grant or tax incentive)	Type of incentive* (ex: grant, tax abatement, loan)	Recipient name*	Incentive amount*	MAR Address / location of investment	Number of District residents employed as a direct result of this investment	Is recipient in compliance with District resident employment requirements?
2/19/2021	Construction	Construction	Potomac Abatement, Inc.	$469,231		0	In Progress
2/19/2021	Construction	Construction	Tidewater Glazing, Inc.	$1,166,620		6	In Progress
2/23/2021	Non-Construction	Non-Construction	Adrian L. Merton, Inc.	$950,000	N/A	0	N/A
2/23/2021	Non-Construction	Non-Construction	SBC Corporation	$600,000		0	In Progress
2/24/2021	Construction	Construction	Clemons Builders, Inc.	$852,880		0	N/A
2/26/2021	Construction	Construction	Baker DC, LLC	$12,495,000	N/A	11	Yes
2/26/2021	Construction	Construction	Delaware Elevator	$297,455	N/A	0	N/A
2/26/2021	Construction	Construction	J.S. Wagner Company	$1,725,954	N/A	0	In Progress
2/26/2021	Construction	Construction	Potomac Abatement, Inc.	$625,940	N/A	2	In Progress
2/26/2021	Construction	Construction	Precision Wall Tech, Inc.	$345,918	N/A	0	In Progress
2/26/2021	Construction	Construction	G.H. Nitzel, Inc.	$162,415	N/A	0	Yes
3/1/2021	Construction	Construction	KT Enterprises, Inc.	$764,920		0	Yes
3/2/2021	Construction	Construction	KIPP DC	$79,493,780	N/A	0	In Progress
3/2/2021	Construction	Construction	Steel Unlimited, Inc.	$133,850		0	Yes
3/3/2021	Construction	Construction	The Whiting-Turner Contracting Company	$13,209,091	N/A	0	In Progress

Executed Agreement Date	Incentive name* (ex: name of grant or tax incentive)	Type of incentive* (ex: grant, tax abatement, loan)	Recipient name*	Incentive amount*	MAR Address / location of investment	Number of District residents employed as a direct result of this investment	Is recipient in compliance with District resident employment requirements?
3/3/2021	Construction	Construction	The Whiting-Turner Contracting Company	$1,100,000	N/A	0	N/A
3/3/2021	Construction	Construction	Advantage Air Conditioning of VA	$3,645,000	N/A	0	Yes
3/3/2021	Construction	Construction	Baker DC, LLC	$8,270,000	N/A	0	Yes
3/3/2021	Construction	Construction	Advantage Air Conditioning of VA	$4,586,000	N/A	0	Yes
3/3/2021	Construction	Construction	Christian Siding, LLC	$2,400,000	N/A	0	Yes
3/3/2021	Construction	Construction	Floor Systems, Inc.	$1,126,919	N/A	0	NA
3/3/2021	Construction	Construction	R.B. Hinkle Construction, Inc.	$550,000	N/A	0	Yes
3/3/2021	Construction	Construction	Ruppert Landscape,Inc.	$1,849,980	N/A	0	In Progress
3/3/2021	Construction	Construction	Superior Foundation, Inc.	$1,283,830	N/A	7	Yes
3/3/2021	Construction	Construction	Advantage Air Conditioning of VA	$632,000	N/A	0	Yes
3/3/2021	Construction	Construction	Otis Elevator Company	$166,000	N/A	0	Yes
3/3/2021	Construction	Construction	The Whiting-Turner Contracting Company	$58,000,000		0	In Progress
3/4/2021	Non-Construction	Non-Construction	IRVING DEVELOPMENT	$460,000	N/A	0	In Progress

Executed Agreement Date	Incentive name* (ex: name of grant or tax incentive)	Type of incentive* (ex: grant, tax abatement, loan)	Recipient name*	Incentive amount*	MAR Address / location of investment	Number of District residents employed as a direct result of this investment	Is recipient in compliance with District resident employment requirements?
3/4/2021	Non-Construction	Non-Construction	MDM OFFICE SYSTEMS	$5,000,000	N/A	0	In Progress
3/4/2021	Non-Construction	Non-Construction	TECKNOMIC LLC	$950,000	N/A	0	N/A
3/4/2021	Non-Construction	Non-Construction	PERFORMANCE MANAGEMENT SERVICES, LLC	$588,050	N/A	1	YES
3/4/2021	Non-Construction	Non-Construction	Midtown Personnel, Inc.	$750,000	N/A	0	N/A
3/4/2021	Non-Construction	Non-Construction	MAXIMUS HEALTH SERVICES, INC.	$3,029,488	N/A	1	In Progress
3/4/2021	Non-Construction	Non-Construction	RYMAK LLC	$950,000		0	N/A
3/5/2021	Non-Construction	Non-Construction	FEI SYSTEMS	$466,654	N/A	0	N/A
3/5/2021	Non-Construction	Non-Construction	DELOITTE CONSULTING LLP	$900,000	N/A	0	In Progress
3/5/2021	Retail	Retail	RSC ELECTRICAL and MECHANICAL CONTRACTORS, INC.	$400,000	N/A	0	NO

Executed Agreement Date	Incentive name* (ex: name of grant or tax incentive)	Type of incentive* (ex: grant, tax abatement, loan)	Recipient name*	Incentive amount*	MAR Address / location of investment	Number of District residents employed as a direct result of this investment	Is recipient in compliance with District resident employment requirements?
3/5/2021	Non-Construction	Non-Construction	AGILIAN LLC	$900,000	N/A	0	N/A
3/5/2021	Non-Construction	Non-Construction	INCAPSULATE, LLC	$500,000	N/A	0	In Progress
3/5/2021	Non-Construction	Non-Construction	STAR ENTERPRISES INC	$552,931	N/A	2	N/A
3/5/2021	Non-Construction	Non-Construction	MUNIRevs, Inc.	$1,434,000	N/A	0	N/A
3/8/2021	Construction	Construction	Regional Contracting Services	$148,725		1	In Progress
3/8/2021	Construction	Construction	The G-S Company	$339,060		0	In Progress
3/8/2021	Construction	Construction	Vision Technologies	$473,864		0	In Progress
3/8/2021	Construction	Construction	Prospect Waterproofing Co.	$3,000,000		0	In Progress
3/8/2021	Construction	Construction	Regional Contracting Services	$252,665		0	In Progress
3/8/2021	Construction	Construction	Vision Technologies	$619,488		0	In Progress
3/8/2021	Construction	Construction	Aris Tile & Flooring	$700,000		0	In Progress
3/8/2021	Construction	Construction	Canterbury Builders Inc.	$1,531,986		1	In Progress
3/8/2021	Construction	Construction	GOODWIN BROTHERS SHADES & SPECIALTIES	$310,000		0	In Progress

Executed Agreement Date	Incentive name* (ex: name of grant or tax incentive)	Type of incentive* (ex: grant, tax abatement, loan)	Recipient name*	Incentive amount*	MAR Address / location of investment	Number of District residents employed as a direct result of this investment	Is recipient in compliance with District resident employment requirements?
3/8/2021	Construction	Construction	Kastle Systems	$378,757		0	In Progress
3/8/2021	Construction	Construction	Peerless Products, Inc.	$643,143		0	In Progress
3/8/2021	Construction	Construction	PRO-BELL ENTERPRISES LIMITED	$136,850		0	In Progress
3/8/2021	Construction	Construction	Reynolds Painting Group LLC	$1,650,000		0	In Progress
3/9/2021	Construction	Construction	Abrams Hall North LP	$3,543,000	N/A	0	In Progress
3/9/2021	Construction	Construction	A&H Plumbing, Inc.	$4,335,000	N/A	0	Yes
3/9/2021	Construction	Construction	A&H Plumbing, Inc.	$6,157,000	N/A	0	Yes
3/9/2021	Construction	Construction	Contract Hardware, Inc.	$961,374	N/A	0	N/A
3/9/2021	Construction	Construction	Corinthian Contractors, Inc.	$422,662	N/A	0	No
3/9/2021	Construction	Construction	A&H Plumbing, Inc.	$782,000	N/A	0	Yes
3/9/2021	Construction	Construction	Bennett Group, Inc.	$5,878,087	N/A	0	In Progress
3/9/2021	Construction	Construction	UNITED DOMINION REALTY TRUST	$780,547		0	NA
3/10/2021	Construction	Construction	Joseph J. Magnolia, Inc.	$110,000	N/A	0	In Progress
3/12/2021	Non-Construction	Non-Construction	SHINBERG LEVINAS ARCHTECTURAL DESIGN INC	$3,871,848	N/A	0	In Progress

Executed Agreement Date	Incentive name* (ex: name of grant or tax incentive)	Type of incentive* (ex: grant, tax abatement, loan)	Recipient name*	Incentive amount*	MAR Address / location of investment	Number of District residents employed as a direct result of this investment	Is recipient in compliance with District resident employment requirements?
3/12/2021	Non-Construction	Non-Construction	AVID SYSTEMS	$299,468	N/A	0	N/A
3/12/2021	Non-Construction	Non-Construction	Congregate Solutions LLS	$950,000	N/A	0	N/A
3/12/2021	Non-Construction	Non-Construction	WASHINGTON AREA NETWORK SERVICES LLC	$10,000,000	N/A	0	N/A
3/15/2021	Non-Construction	Non-Construction	Federal Resources Supply Company	$961,306	N/A	1	YES
3/15/2021	Non-Construction	Non-Construction	G-SIDA GENERAL SERVICES	$2,044,549	N/A	4	N/A
3/15/2021	Non-Construction	Non-Construction	IBG Consulting Group LLC	$950,000	N/A	0	N/A
3/15/2021	Non-Construction	Non-Construction	MDM OFFICE SYSTEMS	$500,000	N/A	0	N/A
3/15/2021	Non-Construction	Non-Construction	CRADLE SYSTEMS LLC	$10,000,000		0	N/A
3/15/2021	Non-Construction	Non-Construction	IBG Consulting Group LLC	$500,000		0	N/A
3/16/2021	Non-Construction	Non-Construction	JEROME L TAYLOR	$381,862	N/A	0	In Progress

Executed Agreement Date	Incentive name* (ex: name of grant or tax incentive)	Type of incentive* (ex: grant, tax abatement, loan)	Recipient name*	Incentive amount*	MAR Address / location of investment	Number of District residents employed as a direct result of this investment	Is recipient in compliance with District resident employment requirements?
3/16/2021	Non-Construction	Non-Construction	JEROME L TAYLOR	$378,395	N/A	0	In Progress
3/16/2021	Non-Construction	Non-Construction	EASTERN PLUMBING SUPPLY INCORPORATED	$900,000	N/A	0	N/A
3/16/2021	Non-Construction	Non-Construction	LIMNO-TECH INCORPORATED	$985,432	N/A	0	N/A
3/16/2021	Non-Construction	Non-Construction	AVID SYSTEMS	$900,000	N/A	0	In Progress
3/17/2021	Construction	Construction	Christman Mid-Atlantic Constructors	$1,181,918	N/A	1	In Progress
3/17/2021	Construction	Construction	A. Wash & Associates, Inc.	$2,633,465	N/A	0	Yes
3/17/2021	Construction	Construction	Centennial Builders, Inc.	$2,633,465	N/A	0	Yes
3/17/2021	Construction	Construction	Charles A. Klein & Sons, Inc.	$2,633,465	N/A	0	Yes
3/17/2021	Construction	Construction	W Concrete, Inc	$2,224,266		0	In Progress
3/17/2021	Construction	Construction	Glass Facades LLC	$861,977		1	In Progress
3/17/2021	Construction	Construction	Sparkle Painting Company, Inc.	$170,793		0	In Progress
3/17/2021	Construction	Construction	Belfast DC LLC	$3,500,000		4	In Progress

Executed Agreement Date	Incentive name* (ex: name of grant or tax incentive)	Type of incentive* (ex: grant, tax abatement, loan)	Recipient name*	Incentive amount*	MAR Address / location of investment	Number of District residents employed as a direct result of this investment	Is recipient in compliance with District resident employment requirements?
3/17/2021	Construction	Construction	Genco Masonry, Inc.	$58,000,000		1	In Progress
3/17/2021	Construction	Construction	Hallmark Iron Works, Inc	$58,000,000		0	In Progress
3/17/2021	Construction	Construction	The Anderson Company, LLC	$58,000,000		2	In Progress
3/18/2021	Construction	Construction	Goldin & Stafford, Inc.	$1,935,000	N/A	0	Yes
3/18/2021	Construction	Construction	Advanced Caulking & Waterproofing, Inc.	$202,590		0	In Progress
3/18/2021	Construction	Construction	AMA Construction Co., Inc.	$276,800		0	In Progress
3/18/2021	Construction	Construction	National glass company inc	$160,000		0	Yes
3/18/2021	Construction	Construction	Baker DC, LLC	$1,631,300		0	NA
3/18/2021	Construction	Construction	Chapel Valley Landscape Company	$305,000		0	Yes
3/19/2021	Construction	Construction	Eckington Residential LLC	$12,200,733	N/A	0	N/A
3/19/2021	Construction	Construction	Imperial Stone Paving Corporation	$135,500		0	Yes
3/22/2021	Construction	Construction	G AND O DRYWALL INC	$500,000		0	In Progress

Executed Agreement Date	Incentive name* (ex: name of grant or tax incentive)	Type of incentive* (ex: grant, tax abatement, loan)	Recipient name*	Incentive amount*	MAR Address / location of investment	Number of District residents employed as a direct result of this investment	Is recipient in compliance with District resident employment requirements?
3/23/2021	Non-Construction	Non-Construction	SPECTRUM MANAGEMENT, LLC	$260,074	N/A	0	N/A
3/23/2021	Non-Construction	Non-Construction	L.S. Caldwell & Associates, Inc.	$687,265	N/A	8	YES
3/23/2021	Construction	Construction	ChiChi Construction LLC	$109,000		0	In Progress
3/23/2021	Construction	Construction	Santos Fire Protection LLC	$240,000		0	Yes
3/23/2021	Construction	Construction	GE APPLIANCES	$1,792,823		0	In Progress
3/24/2021	Construction	Construction	Andiemac Waterproofing	$980,000		0	In Progress
3/24/2021	Construction	Construction	JAP Design Inc	$385,700		0	In Progress
3/24/2021	Construction	Construction	Star Creations DBA AJ Madison	$2,626,000		0	Yes
3/24/2021	Construction	Construction	Ruppert Landscape,Inc.	$195,000		0	Yes
3/26/2021	Construction	Construction	Christian Siding, LLC	$955,000	N/A	0	Yes
3/26/2021	Construction	Construction	Christian Siding, LLC	$620,000	N/A	0	Yes
3/26/2021	Construction	Construction	Utility Systems C&E, LLC	$6,315,000	N/A	0	In Progress
3/26/2021	Construction	Construction	Churchville Tile and Marble	$199,000	N/A	0	Yes
3/26/2021	Construction	Construction	Joseph J. Magnolia, Inc.	$3,325,000		1	In Progress

Executed Agreement Date	Incentive name* (ex: name of grant or tax incentive)	Type of incentive* (ex: grant, tax abatement, loan)	Recipient name*	Incentive amount*	MAR Address / location of investment	Number of District residents employed as a direct result of this investment	Is recipient in compliance with District resident employment requirements?
3/30/2021	Non-Construction	Non-Construction	FAST ENTERPRISES	$7,637,330	N/A	0	N/A
3/31/2021	Construction	Construction	Hamel Builders, Inc.	$5,664,064	N/A	0	In Progress
4/1/2021	Non-Construction	Non-Construction	Habilitation Center LLC	$375,606	N/A	0	N/A
4/1/2021	Non-Construction	Non-Construction	SOIL AND LAND USE TECHNOLOGY, INC.	$300,000	N/A	2	YES
4/1/2021	Non-Construction	Non-Construction	ABC Technical Solutions, Inc.	$1,370,521	N/A	0	N/A
4/2/2021	Non-Construction	Non-Construction	WHITMAN REQUARDT & ASSOCIATES LLP	$5,081,753	N/A	0	In Progress
4/2/2021	Non-Construction	Non-Construction	SOIL AND LAND USE TECHNOLOGY, INC.	$979,750	N/A	0	In Progress
4/6/2021	Non-Construction	Non-Construction	MDM OFFICE SYSTEMS	$900,000	N/A	0	N/A
4/6/2021	Non-Construction	Non-Construction	E7STRATEGIES INC	$950,000		0	N/A
4/7/2021	Construction	Construction	Moretrench American Corporation	$535,000	N/A	1	In Progress
4/7/2021	Construction	Construction	Clemons Builders, Inc.	$887,691		0	N/A

Executed Agreement Date	Incentive name* (ex: name of grant or tax incentive)	Type of incentive* (ex: grant, tax abatement, loan)	Recipient name*	Incentive amount*	MAR Address / location of investment	Number of District residents employed as a direct result of this investment	Is recipient in compliance with District resident employment requirements?
4/8/2021	Construction	Construction	Prospect Waterproofing Co.	$794,000		2	In Progress
4/21/2021	Construction	Construction	Finishing Touch Commercial Cleaning	$130,291		0	In Progress
4/22/2021	Construction	Construction	J and B Floor Inc	$253,416	N/A	0	In Progress
4/26/2021	Construction	Construction	sosos llc	$235,620		0	Yes
4/27/2021	Construction	Construction	C & R Painting Construction, LLC	$402,840	N/A	0	Yes
4/27/2021	Construction	Construction	LG Capital Drywall and Painting, LLC	$1,560,850	N/A	0	Yes
4/27/2021	Construction	Construction	Accurate Insulation of Upper Marlboro	$536,500	N/A	0	In Progress
4/27/2021	Construction	Construction	C & R Painting Construction, LLC	$721,965	N/A	0	Yes
4/27/2021	Construction	Construction	LG Capital Drywall and Painting, LLC	$1,424,700	N/A	0	Yes
4/27/2021	Non-Construction	Non-Construction	JEROME L TAYLOR	$500,000	N/A	0	N/A
4/27/2021	Construction	Construction	AIW, Inc.	$1,130,000		0	N/A
4/27/2021	Construction	Construction	Sparkle Painting Company, Inc.	$1,361,365		0	In Progress

Executed Agreement Date	Incentive name* (ex: name of grant or tax incentive)	Type of incentive* (ex: grant, tax abatement, loan)	Recipient name*	Incentive amount*	MAR Address / location of investment	Number of District residents employed as a direct result of this investment	Is recipient in compliance with District resident employment requirements?
4/27/2021	Construction	Construction	PRO-BELL ENTERPRISES LIMITED	$114,720		0	N/A
4/27/2021	Construction	Construction	Hitt Contracting INC	$127,001,625		0	In Progress
4/27/2021	Construction	Construction	The Anderson Company, LLC	$1,529,700		4	In Progress
4/28/2021	Construction	Construction	Old Dominion Erectors, Inc.	$208,400	N/A	0	In Progress
4/28/2021	Construction	Construction	Tricon Construction, Inc.	$3,033,000	N/A	1	In Progress
4/28/2021	Construction	Construction	Shirley Contracting Company, LLC	$1,275,800		1	In Progress
5/3/2021	Construction	Construction	Hamel Builders, Inc.	$8,022,141	N/A	0	In Progress
5/4/2021	Non-Construction	Non-Construction	AVID SYSTEMS	$596,730	N/A	0	N/A
5/5/2021	Non-Construction	Non-Construction	MVS, Inc.	$2,835,348	N/A	0	N/A
5/5/2021	Non-Construction	Non-Construction	NORTH ARROW	$900,000	N/A	1	N/A
5/6/2021	Construction	Construction	Continental Construction, Inc.	$395,500		0	In Progress
5/6/2021	Construction	Construction	Sword's Masonry, Inc.	$195,000		0	In Progress

Executed Agreement Date	Incentive name* (ex: name of grant or tax incentive)	Type of incentive* (ex: grant, tax abatement, loan)	Recipient name*	Incentive amount*	MAR Address / location of investment	Number of District residents employed as a direct result of this investment	Is recipient in compliance with District resident employment requirements?
5/10/2021	Construction	Construction	PAIGE INDUSTRIAL SERVICES INC	$349,755	N/A	0	N/A
5/10/2021	Construction	Construction	William B. Hopke Co., Inc	$2,357,405	N/A	2	In Progress
5/12/2021	Construction	Construction	ADJ Sheet Metal, Inc.	$200,000		0	In Progress
5/12/2021	Construction	Construction	Otis Elevator Company	$255,000		0	In Progress
5/13/2021	Non-Construction	Non-Construction	ALPHATEC. PC	$322,000	N/A	0	N/A
5/13/2021	Non-Construction	Non-Construction	Thales DIS USA, Inc.	$13,707,400	N/A	0	N/A
5/13/2021	Non-Construction	Non-Construction	DLR Group of DC PC	$1,568,807	N/A	1	N/A
5/13/2021	Non-Construction	Non-Construction	Lakeland Hospital Acquisition dba Lakeland Behavioral Health System	$722,480	N/A	0	In Progress
5/13/2021	Construction	Construction	The Keystone Plus Construction Company	$2,804,728	N/A	4	N/A
5/13/2021	Non-Construction	Non-Construction	SYNERGETIC INFORMATION SYSTEM	$10,000,000		0	N/A

Executed Agreement Date	Incentive name* (ex: name of grant or tax incentive)	Type of incentive* (ex: grant, tax abatement, loan)	Recipient name*	Incentive amount*	MAR Address / location of investment	Number of District residents employed as a direct result of this investment	Is recipient in compliance with District resident employment requirements?
5/13/2021	Non-Construction	Non-Construction	WASHINGTON OPPORTUNITY INSTITUTE, LLC	$500,000		0	N/A
5/14/2021	Construction	Construction	Joseph J. Magnolia, Inc.	$908,700	N/A	0	In Progress
5/14/2021	Non-Construction	Non-Construction	ADVANCED NETWORK CONSULTING	$10,000,000	N/A	0	N/A
5/14/2021	Non-Construction	Non-Construction	RSC ELECTRICAL and MECHANICAL CONTRACTORS, INC.	$400,000	N/A	0	In Progress
5/14/2021	Construction	Construction	Broughton Construction Company, LLC	$1,177,722	N/A	0	N/A
5/14/2021	Non-Construction	Non-Construction	SOIL AND LAND USE TECHNOLOGY, INC.	$950,000	N/A	0	In Progress
5/14/2021	Non-Construction	Non-Construction	VERITAS CONSULTING GROUP, LLC	$850,000	N/A	0	N/A
5/17/2021	Construction	Construction	TRICORE SYSTEMS	$976,477	N/A	0	In Progress
5/18/2021	Non-Construction	Non-Construction	Fort Myer Construction Corporation	$579,287	N/A	0	In Progress
5/18/2021	Non-Construction	Non-Construction	Dakota 3 Consulting Firm Inc.	$900,000	N/A	0	N/A

Executed Agreement Date	Incentive name* (ex: name of grant or tax incentive)	Type of incentive* (ex: grant, tax abatement, loan)	Recipient name*	Incentive amount*	MAR Address / location of investment	Number of District residents employed as a direct result of this investment	Is recipient in compliance with District resident employment requirements?
5/18/2021	Non-Construction	Non-Construction	SOTO ARCHITECTURE & URBAN DESIGN PLLC	$697,946	N/A	0	N/A
5/18/2021	Non-Construction	Non-Construction	AT&T	$1,780,000	N/A	0	N/A
5/18/2021	Non-Construction	Non-Construction	HEALTHBEST Services Inc	$850,000	N/A	0	N/A
5/18/2021	Non-Construction	Non-Construction	CHAISE MANAGEMENT GROUP LLC	$950,000		0	N/A
5/20/2021	Construction	Construction	CAPITAL Construction Group, LLC	$950,000	N/A	0	N/A
5/20/2021	Construction	Construction	4X Concrete LLC	$3,150,000		0	In Progress
5/20/2021	Construction	Construction	Schuster Concrete Construction	$10,783,200		0	In Progress
5/20/2021	Construction	Construction	JOHN MORIARTY & ASSOCIATES OF VA LLC	$780,547		0	In Progress
5/20/2021	Construction	Construction	M&M Site Utilities, LLC	$780,547		0	NA
5/21/2021	Construction	Construction	Atlas Foundations of Washington, LLC	$153,550	N/A	0	In Progress
5/21/2021	Construction	Construction	Hirsch Electric LLC	$1,113,600	N/A	0	In Progress
5/21/2021	Construction	Construction	Commercial Energy Systems	$141,250	N/A	0	In Progress

Executed Agreement Date	Incentive name* (ex: name of grant or tax incentive)	Type of incentive* (ex: grant, tax abatement, loan)	Recipient name*	Incentive amount*	MAR Address / location of investment	Number of District residents employed as a direct result of this investment	Is recipient in compliance with District resident employment requirements?
5/21/2021	Construction	Construction	Titan Mechanical	$4,745,569		0	In Progress
5/21/2021	Construction	Construction	Titan Plumbing	$4,451,790		0	In Progress
5/24/2021	Construction	Construction	Millennium Pools and Spas, LLC	$280,000		0	In Progress
5/24/2021	Construction	Construction	Floors, Etc.	$4,060,000		0	N/A
5/24/2021	Construction	Construction	Millennium Pools and Spas, LLC	$450,000		0	In Progress
5/24/2021	Construction	Construction	Precision Wall Tech, Inc.	$936,000		0	In Progress
5/26/2021	Construction	Construction	Atlas Foundations of Washington, LLC	$375,932	N/A	0	In Progress
5/26/2021	Construction	Construction	Capital Mechanical, LLC	$13,208,091	N/A	0	In Progress
5/26/2021	Construction	Construction	CAREYS MECHANICAL LLC	$13,208,091	N/A	0	In Progress
5/26/2021	Construction	Construction	Hirsch Electric LLC	$2,726,400	N/A	1	In Progress
5/26/2021	Construction	Construction	Continental Construction, Inc.	$600,280	N/A	3	In Progress
5/26/2021	Construction	Construction	Telligent Masonry, LLC	$1,203,466	N/A	0	In Progress
5/26/2021	Construction	Construction	Erick Ruiz	$258,184	N/A	0	Yes
5/26/2021	Construction	Construction	JD Long Masonry	$1,078,300	N/A	0	In Progress
5/26/2021	Construction	Construction	MCN Build	$79,493,780	N/A	0	In Progress

Executed Agreement Date	Incentive name* (ex: name of grant or tax incentive)	Type of incentive* (ex: grant, tax abatement, loan)	Recipient name*	Incentive amount*	MAR Address / location of investment	Number of District residents employed as a direct result of this investment	Is recipient in compliance with District resident employment requirements?
5/26/2021	Construction	Construction	Millennium Pools and Spas, LLC	$835,000	N/A	0	In Progress
5/26/2021	Construction	Construction	W Concrete, Inc	$1,316,896	N/A	4	In Progress
5/26/2021	Construction	Construction	Krick Plumbing & Heating Co., Inc.	$58,000,000		1	In Progress
5/27/2021	Construction	Construction	DC CENTRAL KITCHEN	$340,000	N/A	0	N/A
5/27/2021	Non-Construction	Non-Construction	Blue Skye Construction, LLC	$500,000	N/A	0	N/A
5/27/2021	Construction	Construction	L.F. Jennings, Inc.	$7,521,257	N/A	0	In Progress
5/27/2021	Non-Construction	Non-Construction	SOS Human Capital Solutions	$950,000		0	N/A
5/27/2021	Construction	Construction	RFC, Inc.	$5,850,000		0	In Progress
5/28/2021	Construction	Construction	Berkel & Company Contractors, Inc.	$482,644	N/A	2	In Progress
5/28/2021	Construction	Construction	CONSYS, INC	$950,000	N/A	0	N/A
5/28/2021	Construction	Construction	Griffin Dewatering, LLC	$410,000		0	In Progress
6/1/2021	Construction	Construction	Broughton Construction Company, LLC	$724,076		0	In Progress
6/3/2021	Construction	Construction	ANNE ARUNDEL FIRE PROTECTION INC	$380,000	N/A	1	In Progress

Executed Agreement Date	Incentive name* (ex: name of grant or tax incentive)	Type of incentive* (ex: grant, tax abatement, loan)	Recipient name*	Incentive amount*	MAR Address / location of investment	Number of District residents employed as a direct result of this investment	Is recipient in compliance with District resident employment requirements?
6/3/2021	Construction	Construction	C&G Carpentry Services, Inc.	$2,893,029	N/A	0	In Progress
6/3/2021	Non-Construction	Non-Construction	COMPLETE BUILDING SERVICES	$2,877,624	N/A	0	N/A
6/3/2021	Non-Construction	Non-Construction	COMPLETE BUILDING SERVICES	$2,877,624	N/A	0	In Progress
6/3/2021	Non-Construction	Non-Construction	PRECISION SYSTEMS INC	$5,000,000	N/A	0	In Progress
6/3/2021	Construction	Construction	Floor Systems, Inc.	$547,732	N/A	0	Yes
6/3/2021	Construction	Construction	Floor Systems, Inc.	$412,041	N/A	0	Yes
6/3/2021	Non-Construction	Non-Construction	PERFORMANCE MANAGEMENT SERVICES, LLC	$850,196	N/A	1	In Progress
6/3/2021	Construction	Construction	JD Long Masonry	$6,328,000		0	In Progress
6/3/2021	Non-Construction	Non-Construction	TANDEM CONGLOMERATE	$10,000,000		0	N/A
6/4/2021	Construction	Construction	Chiaramonte Construction Company	$2,630,000	N/A	0	In Progress
6/4/2021	Construction	Construction	DLL Scaffolding, LLC	$250,098	N/A	1	In Progress
6/7/2021	Construction	Construction	Chevy Chase Contractors, Inc.	$2,108,687		0	In Progress

Executed Agreement Date	Incentive name* (ex: name of grant or tax incentive)	Type of incentive* (ex: grant, tax abatement, loan)	Recipient name*	Incentive amount*	MAR Address / location of investment	Number of District residents employed as a direct result of this investment	Is recipient in compliance with District resident employment requirements?
6/7/2021	Construction	Construction	Kastle Systems LLC	$727,846		0	In Progress
6/7/2021	Construction	Construction	Otis Elevator Company	$500,000		0	In Progress
6/7/2021	Construction	Construction	Ruppert Landscape,Inc.	$2,523,252		0	In Progress
6/7/2021	Construction	Construction	James G. Davis Construction Corporation	$39,967,089		0	In Progress
6/8/2021	Non-Construction	Non-Construction	SOS Human Capital Solutions	$500,000	N/A	0	N/A
6/9/2021	Construction	Construction	ALTA Waterproofing, LLC	$309,000	N/A	0	In Progress
6/10/2021	Construction	Construction	Prospect Waterproofing Co.	$2,281,000	N/A	0	In Progress
6/10/2021	Construction	Construction	AIW, Inc.	$450,700		0	In Progress
6/10/2021	Construction	Construction	Jefferson Millwork & Design, Inc.	$357,500		0	In Progress
6/10/2021	Construction	Construction	Ruppert Landscape,Inc.	$148,250		0	In Progress
6/10/2021	Construction	Construction	Synergi, LLC	$4,940,000		0	N/A
6/11/2021	Construction	Construction	Hamel Builders, Inc.	$3,543,000	N/A	0	In Progress
6/11/2021	Construction	Construction	Synergi, LLC	$4,940,000		0	In Progress
6/14/2021	Non-Construction	Non-Construction	GEOGRAPHIC SOLUTIONS	$3,621,312	N/A	0	In Progress

Executed Agreement Date	Incentive name* (ex: name of grant or tax incentive)	Type of incentive* (ex: grant, tax abatement, loan)	Recipient name*	Incentive amount*	MAR Address / location of investment	Number of District residents employed as a direct result of this investment	Is recipient in compliance with District resident employment requirements?
6/14/2021	Construction	Construction	J. Roberts, Inc.	$1,503,000		0	In Progress
6/14/2021	Construction	Construction	Kastle Systems LLC	$103,705		0	In Progress
6/14/2021	Construction	Construction	Kone, Inc.	$1,995,000		0	N/A
6/14/2021	Construction	Construction	The Justin Company, Inc.	$4,812,200		1	In Progress
6/15/2021	Construction	Construction	The Keystone Plus Construction Company	$1,521,663	N/A	0	N/A
6/15/2021	Non-Construction	Non-Construction	COMM SVS FOR AUTISTIC ADULTS & CHILDREN	$406,223	N/A	0	In Progress
6/15/2021	Non-Construction	Non-Construction	AMT, LLC	$1,874,891	N/A	2	In Progress
6/15/2021	Non-Construction	Non-Construction	HAYAT BROWN LLC	$900,000	N/A	0	In Progress
6/15/2021	Non-Construction	Non-Construction	Pacifio Ford Inc	$1,298,448	N/A	0	N/A
6/15/2021	Non-Construction	Non-Construction	TANDEM CONGLOMERATE	$10,000,000	N/A	0	N/A
6/15/2021	Non-Construction	Non-Construction	ALTAGAIN SOLUTIONS	$950,000	N/A	0	N/A
6/16/2021	Construction	Construction	AIW, Inc.	$2,025,000	N/A	0	In Progress

Executed Agreement Date	Incentive name* (ex: name of grant or tax incentive)	Type of incentive* (ex: grant, tax abatement, loan)	Recipient name*	Incentive amount*	MAR Address / location of investment	Number of District residents employed as a direct result of this investment	Is recipient in compliance with District resident employment requirements?
6/16/2021	Non-Construction	Non-Construction	JOHNSON MIRMIRAN & THOMPSON	$5,929,649	N/A	1	YES
6/16/2021	Non-Construction	Non-Construction	Dakota 3 Consulting Firm Inc.	$950,000	N/A	0	N/A
6/16/2021	Non-Construction	Non-Construction	CATHOLIC CHARITIES OF ARCHDIOCESE OF WASHINGTON, INC	$1,208,406	N/A	0	In Progress
6/16/2021	Construction	Construction	ALLEGHENY MILLWORK INC	$2,378,635		0	In Progress
6/16/2021	Construction	Construction	DLL Scaffolding, LLC	$246,750		0	In Progress
6/16/2021	Construction	Construction	Prospect Waterproofing Co.	$2,033,000		0	In Progress
6/16/2021	Construction	Construction	TSI/Exterior Wall Systems, Inc.	$17,942,016		0	In Progress
6/16/2021	Non-Construction	Non-Construction	BAILEY REAL ESTATE HOLDINGS LLC	$14,999,750		0	In Progress
6/17/2021	Construction	Construction	Congressional Iron Works Inc	$966,780	N/A	0	N/A
6/17/2021	Construction	Construction	Otis Elevator Company	$560,000	N/A	0	N/A
6/17/2021	Non-Construction	Non-Construction	HALES CREATIVE SOLUTIONS/Bayne LLC	$500,000	N/A	0	In Progress

Executed Agreement Date	Incentive name* (ex: name of grant or tax incentive)	Type of incentive* (ex: grant, tax abatement, loan)	Recipient name*	Incentive amount*	MAR Address / location of investment	Number of District residents employed as a direct result of this investment	Is recipient in compliance with District resident employment requirements?
6/17/2021	Non-Construction	Non-Construction	GENERAL SERVICES, INC.	$1,026,623	N/A	2	YES
6/17/2021	Construction	Construction	Broughton Construction Company, LLC	$950,000	N/A	0	N/A
6/17/2021	Non-Construction	Non-Construction	ONYX Technology Enterprises LLC	$950,000	N/A	0	In Progress
6/21/2021	Construction	Construction	Redbrick LMD	$2,400,000		0	In Progress
6/22/2021	Non-Construction	Non-Construction	SPECTRUM MANAGEMENT, LLC	$2,171,939	N/A	0	In Progress
6/22/2021	Non-Construction	Non-Construction	INDUSTRIAL BANK OF WASH	$1,000,000	N/A	0	In Progress
6/22/2021	Non-Construction	Non-Construction	DISTRICT OF COLUMBIA HOSPITAL ASSN	$508,000	N/A	0	In Progress
6/22/2021	Non-Construction	Non-Construction	Chiaramonte Construction Company	$597,855	N/A	0	N/A
6/23/2021	Construction	Construction	Capital Mechanical Pro	$13,208,091	N/A	0	In Progress
6/23/2021	Construction	Construction	CAREYS MECHANICAL LLC	$13,208,091	N/A	0	In Progress
6/23/2021	Construction	Construction	Capital Mechanical Pro	$13,208,091	N/A	1	In Progress
6/23/2021	Construction	Construction	JPN Masonry, LLC	$303,683		0	N/A

Executed Agreement Date	Incentive name* (ex: name of grant or tax incentive)	Type of incentive* (ex: grant, tax abatement, loan)	Recipient name*	Incentive amount*	MAR Address / location of investment	Number of District residents employed as a direct result of this investment	Is recipient in compliance with District resident employment requirements?
6/23/2021	Construction	Construction	Moxy Miscellaneous Metals, LLC	$302,989		0	In Progress
6/24/2021	Non-Construction	Non-Construction	ADVANCED NETWORK CONSULTING	$10,000,000	N/A	0	N/A
6/25/2021	Construction	Construction	American Automatic Sprinkler Company, Inc.	$296,500		0	In Progress
6/25/2021	Construction	Construction	E.E. Marr Erectors, Inc.	$145,000		0	In Progress
6/25/2021	Construction	Construction	Berkel & Company Contractors, Inc.	$2,315,000		3	In Progress
6/28/2021	Construction	Construction	Parkinson Construction Company, Inc.	$950,000	N/A	0	N/A
6/28/2021	Construction	Construction	MARSHALL HEIGHTS COMM DEVLMT ORG INC	$300,000	N/A	0	N/A
6/28/2021	Construction	Construction	Beltway Iron Company, Inc.	$2,050,741		0	In Progress
6/28/2021	Construction	Construction	Telligent Masonry, LLC	$3,068,000		0	In Progress
6/30/2021	Construction	Construction	PAIGE INDUSTRIAL SERVICES INC	$596,490	N/A	0	In Progress
6/30/2021	Construction	Construction	Big Stuff, Inc.	$105,000	N/A	0	N/A

Executed Agreement Date	Incentive name* (ex: name of grant or tax incentive)	Type of incentive* (ex: grant, tax abatement, loan)	Recipient name*	Incentive amount*	MAR Address / location of investment	Number of District residents employed as a direct result of this investment	Is recipient in compliance with District resident employment requirements?
6/30/2021	Construction	Construction	Dynamic Contracting, Inc.	$7,701,000	N/A	0	N/A
6/30/2021	Construction	Construction	Gordon Contractors, Inc.	$2,200,000	N/A	0	N/A
6/30/2021	Construction	Construction	IRON FABRICATION SERVICES LLC	$1,000,000	N/A	0	In Progress
6/30/2021	Construction	Construction	Kone, Inc.	$1,471,961	N/A	0	In Progress
6/30/2021	Construction	Construction	Best Way Electric	$827,122		0	In Progress
6/30/2021	Construction	Construction	JPN Masonry, LLC	$318,164		0	N/A
6/30/2021	Construction	Construction	Moxy Miscellaneous Metals, LLC	$305,802		0	N/A
6/30/2021	Construction	Construction	Best Way Electric	$860,882		0	In Progress
7/6/2021	Construction	Construction	WINMAR INC	$950,000	N/A	0	N/A
7/6/2021	Construction	Construction	MLK Gateway Partners LLC	$250,000	N/A	0	In Progress
7/7/2021	Construction	Construction	PAIGE INDUSTRIAL SERVICES INC	$855,000	N/A	0	N/A
7/7/2021	Construction	Construction	Chiaramonte Construction Company	$1,252,500	N/A	0	In Progress
7/7/2021	Construction	Construction	WKM SOLUTIONS LLC	$3,039,200	N/A	0	N/A

Executed Agreement Date	Incentive name* (ex: name of grant or tax incentive)	Type of incentive* (ex: grant, tax abatement, loan)	Recipient name*	Incentive amount*	MAR Address / location of investment	Number of District residents employed as a direct result of this investment	Is recipient in compliance with District resident employment requirements?
7/7/2021	Construction	Construction	RSC ELECTRICAL and MECHANICAL CONTRACTORS, INC.	$900,000	N/A	0	In Progress
7/7/2021	Construction	Construction	PAIGE INDUSTRIAL SERVICES INC	$342,760		0	In Progress
7/7/2021	Construction	Construction	PAIGE INDUSTRIAL SERVICES INC	$617,749		0	N/A
7/7/2021	Construction	Construction	WKM SOLUTIONS LLC	$1,261,282		0	In Progress
7/8/2021	Non-Construction	Non-Construction	DLR Group of DC PC	$2,784,300	N/A	0	N/A
7/8/2021	Non-Construction	Non-Construction	VERITAS CONSULTING GROUP, LLC	$676,308	N/A	0	In Progress
7/8/2021	Non-Construction	Non-Construction	BAYMARK HEALTH SERVICES OF WEST VIRGINIA	$500,000		0	In Progress
7/8/2021	Construction	Construction	Christman Mid-Atlantic Constructors	$780,000		1	In Progress
7/12/2021	Non-Construction	Non-Construction	Katie Helen Family Service Center LLC	$534,000	N/A	0	N/A
7/13/2021	Non-Construction	Non-Construction	SNA International LLC	$1,175,428	N/A	0	In Progress

Executed Agreement Date	Incentive name* (ex: name of grant or tax incentive)	Type of incentive* (ex: grant, tax abatement, loan)	Recipient name*	Incentive amount*	MAR Address / location of investment	Number of District residents employed as a direct result of this investment	Is recipient in compliance with District resident employment requirements?
7/14/2021	Construction	Construction	B. Frank Joy LLC	$579,000	N/A	0	In Progress
7/14/2021	Construction	Construction	Commercial Interiors	$9,650,000	N/A	0	In Progress
7/14/2021	Construction	Construction	Fire & Life Safety America, Inc.	$1,300,000	N/A	0	In Progress
7/14/2021	Construction	Construction	Otis Elevator Company	$1,800,000	N/A	0	N/A
7/14/2021	Construction	Construction	Telligent Masonry, LLC	$2,400,000	N/A	1	In Progress
7/14/2021	Construction	Construction	Vetro Building Envelope	$7,300,000	N/A	0	In Progress
7/14/2021	Non-Construction	Non-Construction	AMERICAN SUPPLY COMPANY	$900,000	N/A	0	N/A
7/14/2021	Non-Construction	Non-Construction	AB CONSULTANTS INC	$3,750	N/A	0	In Progress
7/14/2021	Construction	Construction	4600 Minnesota Avenue NE LLC	$400,000	N/A	0	N/A
7/14/2021	Non-Construction	Non-Construction	First Choice Masonry, Inc.	$399,500	N/A	0	In Progress
7/14/2021	Non-Construction	Non-Construction	InnerCity Collaborative Community Development Corp	$885,125	N/A	0	In Progress
7/14/2021	Construction	Construction	AAA Insulators, Inc.	$465,000		0	In Progress
7/14/2021	Construction	Construction	CR Millwork Installation	$384,410		0	In Progress
7/14/2021	Construction	Construction	KOYDOL INC	$5,675,000		0	In Progress

Executed Agreement Date	Incentive name* (ex: name of grant or tax incentive)	Type of incentive* (ex: grant, tax abatement, loan)	Recipient name*	Incentive amount*	MAR Address / location of investment	Number of District residents employed as a direct result of this investment	Is recipient in compliance with District resident employment requirements?
7/16/2021	Construction	Construction	Titan Mechanical	$13,208,901	N/A	0	In Progress
7/16/2021	Non-Construction	Non-Construction	STAR SERVICES	$10,000,000	N/A	0	N/A
7/16/2021	Non-Construction	Non-Construction	CAPITAL IMPACT PARTNERS	$1,000,000	N/A	0	N/A
7/16/2021	Non-Construction	Non-Construction	HIGH SIERRA POOLS INC	$807,094	N/A	0	N/A
7/20/2021	Construction	Construction	Titan Mechanical	$13,208,901	N/A	0	In Progress
7/21/2021	Non-Construction	Non-Construction	PAC GROUP LLC	$950,000	N/A	0	N/A
7/21/2021	Construction	Construction	ALLEGHENY MILLWORK INC	$3,775,000		0	In Progress
7/21/2021	Construction	Construction	United Granite LLC	$125,400		0	In Progress
7/21/2021	Construction	Construction	Fuentes Fire Protection LLC	$515,500		0	In Progress
7/23/2021	Non-Construction	Non-Construction	MCGRAW BAGNOLI ARCHITECTS PLLC	$1,655,600	N/A	0	In Progress
7/23/2021	Non-Construction	Non-Construction	HAUSFELD LLP	$55,000,000	N/A	0	In Progress
7/23/2021	Non-Construction	Non-Construction	DC General Construction, Inc.	$950,000	N/A	0	N/A

Executed Agreement Date	Incentive name* (ex: name of grant or tax incentive)	Type of incentive* (ex: grant, tax abatement, loan)	Recipient name*	Incentive amount*	MAR Address / location of investment	Number of District residents employed as a direct result of this investment	Is recipient in compliance with District resident employment requirements?
7/23/2021	Non-Construction	Non-Construction	Blue Skye Coakley Williams JV	$950,000	N/A	0	N/A
7/23/2021	Non-Construction	Non-Construction	DECCA DEVELOPMENT CORPORATION	$950,000	N/A	0	N/A
7/23/2021	Non-Construction	Non-Construction	Protec Construction, Inc.	$950,000	N/A	0	N/A
7/23/2021	Non-Construction	Non-Construction	Advanced Air Mechanical Systems	$950,000	N/A	0	N/A
7/23/2021	Non-Construction	Non-Construction	Al's TWIN AIR LLC	$950,000	N/A	0	N/A
7/26/2021	Construction	Construction	Anchor Construction Corporation	$1,014,344	N/A	0	In Progress
7/26/2021	Non-Construction	Non-Construction	Enlightened Inc.	$10,000,000	N/A	0	N/A
7/26/2021	Non-Construction	Non-Construction	Bubble Technology Industries Inc.	$783,975	N/A	0	N/A
7/26/2021	Non-Construction	Non-Construction	VERITAS CONSULTING GROUP, LLC	$371,320	N/A	0	N/A
7/26/2021	Construction	Construction	Adrian L. Merton, Inc.	$865,399	N/A	0	In Progress
7/26/2021	Construction	Construction	ROYALS COMMERCIAL SERVICES INC	$117,800		0	N/A

Executed Agreement Date	Incentive name* (ex: name of grant or tax incentive)	Type of incentive* (ex: grant, tax abatement, loan)	Recipient name*	Incentive amount*	MAR Address / location of investment	Number of District residents employed as a direct result of this investment	Is recipient in compliance with District resident employment requirements?
7/26/2021	Construction	Construction	ROYALS COMMERCIAL SERVICES INC	$117,800		0	In Progress
7/26/2021	Construction	Construction	C.J. Coakley Company, Inc.	$150,000		0	In Progress
7/26/2021	Construction	Construction	The Justin Company, Inc.	$415,000		0	In Progress
7/26/2021	Construction	Construction	W.H. Boyer, Inc.	$259,800		0	N/A
7/26/2021	Construction	Construction	PAIGE INDUSTRIAL SERVICES INC	$984,929		0	In Progress
7/27/2021	Non-Construction	Non-Construction	SPECTRUM MANAGEMENT, LLC	$950,000	N/A	0	N/A
7/27/2021	Non-Construction	Non-Construction	EXP US SERVICES INC	$3,600,000	N/A	3	In Progress
7/27/2021	Construction	Construction	Far Southeast Family Strengthening Collaborative, Inc.	$1,000,000	N/A	0	In Progress
7/27/2021	Non-Construction	Non-Construction	The Gaston Group	$145,000	N/A	0	N/A
7/27/2021	Non-Construction	Non-Construction	AMERICAN CONSTRUCT	$950,000	N/A	0	N/A

Executed Agreement Date	Incentive name* (ex: name of grant or tax incentive)	Type of incentive* (ex: grant, tax abatement, loan)	Recipient name*	Incentive amount*	MAR Address / location of investment	Number of District residents employed as a direct result of this investment	Is recipient in compliance with District resident employment requirements?
7/27/2021	Non-Construction	Non-Construction	Al's TWIN AIR LLC	$950,000	N/A	2	In Progress
7/27/2021	Non-Construction	Non-Construction	PROSPECTUS ENTERPRISES INC.	$500,000	N/A	0	N/A
7/27/2021	Construction	Construction	Chiaramonte Construction Company	$692,235	N/A	0	N/A
7/28/2021	Construction	Construction	Dynamic Contracting, Inc.	$13,208,091	N/A	0	N/A
7/29/2021	Construction	Construction	Dynamic Contracting, Inc.	$1,620,000	N/A	0	In Progress
7/29/2021	Construction	Construction	Royal Homes	$264,480	N/A	0	In Progress
7/29/2021	Non-Construction	Non-Construction	SETTY & ASSOCIATES INTERNATIONAL PLLC	$468,000	N/A	0	N/A
7/29/2021	Non-Construction	Non-Construction	C.L Russell Group, LLC	$950,000	N/A	0	N/A
7/29/2021	Non-Construction	Non-Construction	TAOTI ENTERPRISES INC	$13,859,400	N/A	0	N/A
7/29/2021	Non-Construction	Non-Construction	ZC SOLUTIONS, LLC	$10,000,000	N/A	0	N/A
7/29/2021	Construction	Construction	CAPITAL Construction Group, LLC	$1,901,394	N/A	0	In Progress

Executed Agreement Date	Incentive name* (ex: name of grant or tax incentive)	Type of incentive* (ex: grant, tax abatement, loan)	Recipient name*	Incentive amount*	MAR Address / location of investment	Number of District residents employed as a direct result of this investment	Is recipient in compliance with District resident employment requirements?
7/29/2021	Construction	Construction	Bennett Group, Inc.	$634,915	N/A	0	N/A
7/29/2021	Non-Construction	Non-Construction	Blue Skye Construction, LLC	$950,000	N/A	0	N/A
7/29/2021	Non-Construction	Non-Construction	ATMOS SOLUTIONS INC.	$950,000	N/A	0	N/A
7/29/2021	Non-Construction	Non-Construction	The Donohoe Companies/Complete Building Services	$962,150		0	In Progress
7/30/2021	Construction	Construction	Paddock Swimming Pool Company	$146,507		0	In Progress
7/30/2021	Construction	Construction	Prospect Waterproofing Co.	$2,059,672		0	In Progress
7/30/2021	Construction	Construction	Seal Caulking & Waterproofing, LLC	$260,515		0	In Progress
7/30/2021	Construction	Construction	Hufcor, Inc.	$108,000		0	In Progress
7/30/2021	Construction	Construction	Mileham & King, Inc.	$118,965		0	In Progress
7/30/2021	Construction	Construction	American Automatic Sprinkler Company, Inc.	$137,000		0	In Progress
7/30/2021	Construction	Construction	David Allen Company	$271,641		0	In Progress
8/4/2021	Non-Construction	Non-Construction	Katie Helen Family Service Center LLC	$534,000	N/A	0	N/A

Executed Agreement Date	Incentive name* (ex: name of grant or tax incentive)	Type of incentive* (ex: grant, tax abatement, loan)	Recipient name*	Incentive amount*	MAR Address / location of investment	Number of District residents employed as a direct result of this investment	Is recipient in compliance with District resident employment requirements?
8/4/2021	Non-Construction	Non-Construction	HAYAT BROWN LLC	$15,000,000	N/A	0	In Progress
8/4/2021	Non-Construction	Non-Construction	The Triage Group, LLC	$10,000,000	N/A	0	N/A
8/4/2021	Non-Construction	Non-Construction	Enlightened Inc.	$10,000,000	N/A	0	In Progress
8/4/2021	Non-Construction	Non-Construction	ICI SYSTEMS, INC.	$950,000	N/A	0	N/A
8/4/2021	Non-Construction	Non-Construction	Kaplan Early Leaning Company	$354,769	N/A	0	In Progress
8/4/2021	Construction	Construction	Clark Construction Group, LLC	$165,000,000	N/A	0	In Progress
8/4/2021	Non-Construction	Non-Construction	B&B Floor Services, LLC	$950,000	N/A	0	N/A
8/4/2021	Non-Construction	Non-Construction	Daily offices Solutions Inc	$5,000,000	N/A	0	N/A
8/4/2021	Non-Construction	Non-Construction	RBK LANDSCAPING AND CONSTRUCTION INC	$950,000	N/A	0	N/A
8/4/2021	Non-Construction	Non-Construction	TilDORA SYSTEMS, LLC	$950,000	N/A	1	YES

Executed Agreement Date	Incentive name* (ex: name of grant or tax incentive)	Type of incentive* (ex: grant, tax abatement, loan)	Recipient name*	Incentive amount*	MAR Address / location of investment	Number of District residents employed as a direct result of this investment	Is recipient in compliance with District resident employment requirements?
8/4/2021	Non-Construction	Non-Construction	PROSPECTUS ENTERPRISES INC.	$900,000	N/A	0	N/A
8/4/2021	Non-Construction	Non-Construction	GENERAL SERVICES, INC.	$600,000	N/A	0	N/A
8/4/2021	Construction	Construction	WKM SOLUTIONS LLC	$924,060		0	N/A
8/4/2021	Construction	Construction	Royals Commercial of Maryland LLC	$625,000		0	In Progress
8/4/2021	Construction	Construction	ROYALS COMMERCIAL SERVICES INC	$440,000		0	N/A
8/4/2021	Non-Construction	Non-Construction	UMBRELLA THERAPEUTIC SERVICE	$769,675		0	N/A
8/5/2021	Construction	Construction	WKM SOLUTIONS LLC	$1,925,119	N/A	0	In Progress
8/5/2021	Construction	Construction	Advanced Window, Inc.	$5,150,000	N/A	0	N/A
8/5/2021	Construction	Construction	Blueridge, Inc.	$450,000	N/A	0	In Progress
8/5/2021	Construction	Construction	CB Flooring, LLC	$1,619,100	N/A	0	N/A
8/5/2021	Construction	Construction	Iron Fabrication Services, Inc.	$1,214,985	N/A	0	N/A
8/5/2021	Construction	Construction	J. Roberts, Inc.	$2,618,300	N/A	0	N/A
8/5/2021	Construction	Construction	Kogo Corporation	$2,659,000	N/A	0	N/A
8/5/2021	Construction	Construction	Unified Door and Hardware Group LLC	$2,250,000	N/A	0	N/A

Executed Agreement Date	Incentive name* (ex: name of grant or tax incentive)	Type of incentive* (ex: grant, tax abatement, loan)	Recipient name*	Incentive amount*	MAR Address / location of investment	Number of District residents employed as a direct result of this investment	Is recipient in compliance with District resident employment requirements?
8/6/2021	Construction	Construction	Andiemac Waterproofing	$1,327,000	N/A	0	N/A
8/9/2021	Construction	Construction	Andiemac Waterproofing	$3,290,000		0	In Progress
8/10/2021	Construction	Construction	Key Woodworking, Inc.	$1,060,000	N/A	0	N/A
8/10/2021	Construction	Construction	WKM SOLUTIONS LLC	$561,423	N/A	0	In Progress
8/10/2021	Construction	Construction	Lord & Company Technologies, Inc.	$112,000		0	In Progress
8/10/2021	Construction	Construction	WKM SOLUTIONS LLC	$1,122,002		0	In Progress
8/11/2021	Non-Construction	Non-Construction	VERITAS CONSULTING GROUP, LLC	$690,319	N/A	0	In Progress
8/11/2021	Non-Construction	Non-Construction	HAYAT BROWN LLC	$950,000	N/A	0	N/A
8/11/2021	Non-Construction	Non-Construction	GREAT MINDS PBC	$1,225,390	N/A	0	N/A
8/11/2021	Non-Construction	Non-Construction	IDEAL ELECTRICAL SUPPLY CORPORATION	$900,000	N/A	0	N/A
8/11/2021	Construction	Construction	Diverse Masonry Corporation	$1,222,000	N/A	0	N/A
8/11/2021	Construction	Construction	Ellis Page Company, LLC	$560,000	N/A	0	N/A
8/11/2021	Construction	Construction	JCM Associates, Inc.	$4,775,000	N/A	0	In Progress

Executed Agreement Date	Incentive name* (ex: name of grant or tax incentive)	Type of incentive* (ex: grant, tax abatement, loan)	Recipient name*	Incentive amount*	MAR Address / location of investment	Number of District residents employed as a direct result of this investment	Is recipient in compliance with District resident employment requirements?
8/11/2021	Construction	Construction	Strittmatter Metro, LLC	$1,075,000	N/A	1	In Progress
8/11/2021	Non-Construction	Non-Construction	MONDRIAN LLC	$950,000	N/A	0	N/A
8/11/2021	Non-Construction	Non-Construction	WKM SOLUTIONS LLC	$950,000	N/A	0	N/A
8/11/2021	Non-Construction	Non-Construction	TechFlairs	$374,400		0	In Progress
8/12/2021	Non-Construction	Non-Construction	Capitol Services Management, Inc.	$950,000	N/A	0	In Progress
8/12/2021	Construction	Construction	Citadel Firm	$540,430	N/A	0	In Progress
8/13/2021	Construction	Construction	Best Way Electric	$605,302	N/A	0	In Progress
8/13/2021	Construction	Construction	JM Utility Group	$403,200		0	In Progress
8/16/2021	Non-Construction	Non-Construction	RETT Consulting Group, LLC.	$900,000	N/A	0	N/A
8/16/2021	Construction	Construction	Doherty Plumbing Co., Inc.	$158,200	N/A	0	In Progress
8/16/2021	Construction	Construction	Executive Glass Services, Inc.	$269,585	N/A	0	In Progress
8/16/2021	Construction	Construction	Phoenix Steel Erectors, Inc.	$152,881	N/A	0	In Progress

Executed Agreement Date	Incentive name* (ex: name of grant or tax incentive)	Type of incentive* (ex: grant, tax abatement, loan)	Recipient name*	Incentive amount*	MAR Address / location of investment	Number of District residents employed as a direct result of this investment	Is recipient in compliance with District resident employment requirements?
8/16/2021	Construction	Construction	Royals Commercial of Maryland LLC	$440,000		0	In Progress
8/16/2021	Non-Construction	Non-Construction	MSYS INC	$10,000,000		0	N/A
8/17/2021	Construction	Construction	Strittmatter Metro, LLC	$2,230,500	N/A	1	In Progress
8/17/2021	Construction	Construction	Scaffold Resource LLC	$365,000		0	In Progress
8/17/2021	Construction	Construction	Goldin & Stafford, Inc.	$1,429,000		0	In Progress
8/17/2021	Construction	Construction	JOHN MORIARTY & ASSOCIATES OF VA LLC	$8,000,000		0	In Progress
8/17/2021	Construction	Construction	Helix Electric, Inc.	$2,580,000		0	In Progress
8/17/2021	Construction	Construction	Joseph J. Magnolia, Inc.	$3,730,000		0	In Progress
8/17/2021	Construction	Construction	Livingston Fire Protection, Inc.	$450,000		0	N/A
8/17/2021	Construction	Construction	Miller & Long Company, Inc.	$2,613,750		0	N/A
8/17/2021	Construction	Construction	Miller and Long DC, Inc	$6,970,000		3	In Progress
8/17/2021	Construction	Construction	Steele Foundation, LLC	$411,500		5	In Progress
8/17/2021	Construction	Construction	Strittmatter Metro, LLC	$725,000		0	In Progress
8/18/2021	Construction	Construction	IRON FABRICATION SERVICES LLC	$300,000	N/A	0	In Progress
8/18/2021	Construction	Construction	Strait Steel, Inc.	$3,012,000	N/A	0	In Progress

Executed Agreement Date	Incentive name* (ex: name of grant or tax incentive)	Type of incentive* (ex: grant, tax abatement, loan)	Recipient name*	Incentive amount*	MAR Address / location of investment	Number of District residents employed as a direct result of this investment	Is recipient in compliance with District resident employment requirements?
8/18/2021	Construction	Construction	Joseph J. Magnolia, Inc.	$417,650	N/A	0	In Progress
8/18/2021	Construction	Construction	LP Roofing	$142,256	N/A	0	In Progress
8/18/2021	Construction	Construction	Strittmatter Metro, LLC	$480,000	N/A	0	In Progress
8/19/2021	Construction	Construction	E.E. Marr Erectors, Inc.	$411,400	N/A	0	In Progress
8/19/2021	Non-Construction	Non-Construction	SOIL AND LAND USE TECHNOLOGY, INC.	$720,000	N/A	0	N/A
8/19/2021	Non-Construction	Non-Construction	THE DNA GROUP	$950,000	N/A	0	N/A
8/19/2021	Non-Construction	Non-Construction	O BRIEN & GERE ENGINEERS PC	$494,950		0	N/A
8/19/2021	Non-Construction	Non-Construction	PROSPECTUS ENTERPRISES INC.	$1,246,650		0	N/A
8/24/2021	Construction	Construction	WKM SOLUTIONS LLC	$779,022	N/A	0	In Progress
8/24/2021	Construction	Construction	W.G.TOMKO INC	$620,200	N/A	0	In Progress
8/24/2021	Construction	Construction	Broughton Construction Company, LLC	$478,776		0	N/A
8/25/2021	Non-Construction	Non-Construction	ARAMARK Correctional Services	$5,620,162	N/A	1	In Progress
8/25/2021	Non-Construction	Non-Construction	Al's TWIN AIR LLC	$995,000	N/A	0	N/A

Executed Agreement Date	Incentive name* (ex: name of grant or tax incentive)	Type of incentive* (ex: grant, tax abatement, loan)	Recipient name*	Incentive amount*	MAR Address / location of investment	Number of District residents employed as a direct result of this investment	Is recipient in compliance with District resident employment requirements?
8/25/2021	Non-Construction	Non-Construction	RSC ELECTRICAL and MECHANICAL CONTRACTORS, INC.	$853,860	N/A	0	In Progress
8/25/2021	Non-Construction	Non-Construction	Advanced Air Mechanical Systems	$842,855	N/A	0	In Progress
8/25/2021	Construction	Construction	CONSYS, INC	$944,786	N/A	0	In Progress
8/25/2021	Non-Construction	Non-Construction	REINGOLD LINK	$750,692	N/A	0	In Progress
8/25/2021	Non-Construction	Non-Construction	Netsmart Technologies Inc	$1,307,043	N/A	0	In Progress
8/25/2021	Non-Construction	Non-Construction	TilDORA SYSTEMS, LLC	$950,000	N/A	0	N/A
8/25/2021	Non-Construction	Non-Construction	Sustainable Design Consulting	$950,000	N/A	0	In Progress
8/25/2021	Construction	Construction	Monarc Construction, Inc.	$2,055,758	N/A	0	In Progress
8/25/2021	Non-Construction	Non-Construction	NORTH ARROW	$600,000	N/A	0	N/A
8/25/2021	Non-Construction	Non-Construction	SMBX INC	$500,000	N/A	0	N/A

Executed Agreement Date	Incentive name* (ex: name of grant or tax incentive)	Type of incentive* (ex: grant, tax abatement, loan)	Recipient name*	Incentive amount*	MAR Address / location of investment	Number of District residents employed as a direct result of this investment	Is recipient in compliance with District resident employment requirements?
8/25/2021	Construction	Construction	Monarc Construction, Inc.	$1,395,000		0	In Progress
8/25/2021	Non-Construction	Non-Construction	Total Life Consultancy LLC	$500,000		1	YES
8/25/2021	Construction	Construction	Bennett Group, Inc.	$543,073		0	N/A
8/26/2021	Non-Construction	Non-Construction	Accelerate Learning Inc.	$318,995	N/A	0	N/A
8/26/2021	Non-Construction	Non-Construction	Conduent State & Local Solutions	$26,856,000	N/A	0	In Progress
8/27/2021	Construction	Construction	Bennett Group, Inc.	$490,856	N/A	0	In Progress
8/27/2021	Construction	Construction	Chiaramonte Construction Company	$546,573	N/A	0	In Progress
8/27/2021	Construction	Construction	CAPITAL Construction Group, LLC	$375,500	N/A	0	In Progress
8/30/2021	Non-Construction	Non-Construction	ANADRIA CONSULTING LLC	$950,000	N/A	0	N/A
8/31/2021	Construction	Construction	Bennett Group, Inc.	$699,731	N/A	0	N/A
8/31/2021	Non-Construction	Non-Construction	CINNOVAS DEVELOPMENT GROUP LLC	$950,000	N/A	0	N/A

Executed Agreement Date	Incentive name* (ex: name of grant or tax incentive)	Type of incentive* (ex: grant, tax abatement, loan)	Recipient name*	Incentive amount*	MAR Address / location of investment	Number of District residents employed as a direct result of this investment	Is recipient in compliance with District resident employment requirements?
8/31/2021	Non-Construction	Non-Construction	PRISM INTERNATIONAL, LLC	$351,652	N/A	0	N/A
8/31/2021	Non-Construction	Non-Construction	Martha's Table	$400,000	N/A	0	In Progress
8/31/2021	Non-Construction	Non-Construction	ECO Cotton Threads LLC	$900,000	N/A	0	N/A
8/31/2021	Non-Construction	Non-Construction	SPRINGBOARD COLLABORATIVE	$354,000		0	N/A
9/2/2021	Non-Construction	Non-Construction	MIMAR PONTE MELLOR OF DC ARCHITECTS & EN	$950,000	N/A	0	N/A
9/2/2021	Construction	Construction	Protec Construction, Inc.	$722,430	N/A	0	In Progress
9/2/2021	Non-Construction	Non-Construction	JACOBS ENGINEERING CO	$225,406		0	N/A
9/2/2021	Non-Construction	Non-Construction	CHANGING TECHNOLOGIES, INC.	$9,802,000		0	In Progress
9/7/2021	Non-Construction	Non-Construction	Capitol Services Management, Inc.	$995,000	N/A	0	N/A
9/7/2021	Non-Construction	Non-Construction	SWANN CONSTRUCTION INC	$950,000	N/A	0	N/A

Executed Agreement Date	Incentive name* (ex: name of grant or tax incentive)	Type of incentive* (ex: grant, tax abatement, loan)	Recipient name*	Incentive amount*	MAR Address / location of investment	Number of District residents employed as a direct result of this investment	Is recipient in compliance with District resident employment requirements?
9/7/2021	Non-Construction	Non-Construction	RBK LANDSCAPING AND CONSTRUCTION INC	$950,000	N/A	0	N/A
9/7/2021	Non-Construction	Non-Construction	PACE4DC LLC	$20,000,000	N/A	0	N/A
9/8/2021	Non-Construction	Non-Construction	Shield T3 LLC	$7,500,000	N/A	32	In Progress
9/8/2021	Non-Construction	Non-Construction	CNA	$1,500,000	N/A	0	N/A
9/8/2021	Non-Construction	Non-Construction	MAXIMUS HEALTH SERVICES, INC.	$488,945	N/A	0	N/A
9/8/2021	Non-Construction	Non-Construction	REINGOLD LINK	$400,000	N/A	0	In Progress
9/8/2021	Non-Construction	Non-Construction	Citadel Firm	$995,000	N/A	0	N/A
9/8/2021	Non-Construction	Non-Construction	F.S. TAYLOR AND ASSOCIATES PC	$556,405	N/A	0	N/A
9/8/2021	Non-Construction	Non-Construction	Transcend Inc.	$329,000	N/A	0	N/A
9/10/2021	Non-Construction	Non-Construction	INNOVATION LIFE SOLUTION	$540,134	N/A	0	In Progress

Executed Agreement Date	Incentive name* (ex: name of grant or tax incentive)	Type of incentive* (ex: grant, tax abatement, loan)	Recipient name*	Incentive amount*	MAR Address / location of investment	Number of District residents employed as a direct result of this investment	Is recipient in compliance with District resident employment requirements?
9/10/2021	Construction	Construction	Chesapeake Sprinkler Company	$1,293,000	N/A	0	N/A
9/10/2021	Construction	Construction	Power Design, Inc.	$13,286,000	N/A	0	In Progress
9/10/2021	Construction	Construction	Utility Systems C&E, LLC	$432,814	N/A	0	In Progress
9/10/2021	Construction	Construction	SKILLFORCE INC	$200,000	N/A	0	Yes
9/10/2021	Construction	Construction	Kone, Inc.	$3,187,500		3	In Progress
9/10/2021	Construction	Construction	Roubin and Janeiro of Virginia, Inc.	$137,000		0	In Progress
9/10/2021	Construction	Construction	Dennis Stubbs Plumbing Inc.	$6,550,000		0	In Progress
9/13/2021	Construction	Construction	SALAZAR & VALENCIA CONSTRUTION LLC	$160,000	N/A	0	In Progress
9/13/2021	Non-Construction	Non-Construction	ARCADIS District of Columbia. P.C.	$923,600	N/A	0	In Progress
9/13/2021	Construction	Construction	Smoot Construction of Washington DC	$28,000,000	N/A	0	In Progress
9/13/2021	Non-Construction	Non-Construction	SOIL AND LAND USE TECHNOLOGY, INC.	$930,000	N/A	0	In Progress
9/13/2021	Construction	Construction	Wells and Associates, Inc.	$235,467	N/A	0	In Progress

Executed Agreement Date	Incentive name* (ex: name of grant or tax incentive)	Type of incentive* (ex: grant, tax abatement, loan)	Recipient name*	Incentive amount*	MAR Address / location of investment	Number of District residents employed as a direct result of this investment	Is recipient in compliance with District resident employment requirements?
9/13/2021	Construction	Construction	Parkinson Construction Company, Inc.	$605,000		0	In Progress
9/13/2021	Construction	Construction	Tony's Plumbing, LLC	$160,000		0	In Progress
9/13/2021	Construction	Construction	Hitt Contracting INC	$2,545,627		0	In Progress
9/13/2021	Construction	Construction	Hitt Contracting INC	$7,199,541		0	In Progress
9/13/2021	Construction	Construction	Miller & Long Company, Inc.	$8,395,000		0	In Progress
9/13/2021	Construction	Construction	Miller and Long DC, Inc	$23,187,000		10	In Progress
9/14/2021	Non-Construction	Non-Construction	KCE Champions	$300,000	N/A	0	N/A
9/14/2021	Non-Construction	Non-Construction	AMC Entertainment Holdings Inc.	$605,282		11	In Progress
9/14/2021	Non-Construction	Non-Construction	FORDS THEATRE SOCIETY	$605,282		0	In Progress
9/14/2021	Non-Construction	Non-Construction	GALA Hispanic Theatre	$442,193		0	In Progress
9/14/2021	Non-Construction	Non-Construction	SECOND HOME LLC	$368,156		5	In Progress
9/14/2021	Non-Construction	Non-Construction	AUDIT SERVICES US LLC	$950,000		0	In Progress

Executed Agreement Date	Incentive name* (ex: name of grant or tax incentive)	Type of incentive* (ex: grant, tax abatement, loan)	Recipient name*	Incentive amount*	MAR Address / location of investment	Number of District residents employed as a direct result of this investment	Is recipient in compliance with District resident employment requirements?
9/14/2021	Non-Construction	Non-Construction	Universal Healthcare Mgmt.Services,Inc.	$950,000		0	In Progress
9/15/2021	Construction	Construction	Absolute Builders, Inc.	$314,000		0	In Progress
9/15/2021	Construction	Construction	AIW, Inc.	$1,071,600		0	In Progress
9/15/2021	Construction	Construction	Gelberg Signs	$262,104		0	In Progress
9/15/2021	Construction	Construction	Imperial Stone Paving Corporation	$5,275,000		0	In Progress
9/15/2021	Construction	Construction	Kensington Glass Arts Inc.	$393,602		0	In Progress
9/16/2021	Non-Construction	Non-Construction	MTW Solutions LLC	$578,040	N/A	0	In Progress
9/16/2021	Non-Construction	Non-Construction	CAREER TEAM LLC	$430,000	N/A	0	In Progress
9/16/2021	Non-Construction	Non-Construction	GREEN CONSTRUCTION SERVICES GROUP LLC	$950,000	N/A	0	N/A
9/16/2021	Non-Construction	Non-Construction	Blue Skye Construction, LLC	$950,000	N/A	0	N/A
9/17/2021	Construction	Construction	Chutes International	$110,000		0	In Progress
9/17/2021	Construction	Construction	Broughton Construction Company, LLC	$1,464,051		0	In Progress

Executed Agreement Date	Incentive name* (ex: name of grant or tax incentive)	Type of incentive* (ex: grant, tax abatement, loan)	Recipient name*	Incentive amount*	MAR Address / location of investment	Number of District residents employed as a direct result of this investment	Is recipient in compliance with District resident employment requirements?
9/20/2021	Construction	Construction	The Anderson Company, LLC	$458,722	N/A	1	In Progress
9/20/2021	Construction	Construction	Airway Sheet Metal Company, Inc.	$452,303	N/A	0	In Progress
9/20/2021	Construction	Construction	Innovo Construction	$1,050,000	N/A	0	N/A
9/20/2021	Construction	Construction	Reynolds Painting Group LLC	$1,080,000	N/A	0	In Progress
9/20/2021	Construction	Construction	RGS Products, Inc.	$1,028,718	N/A	0	N/A
9/20/2021	Construction	Construction	JDC CONSTRUCTION	$373,185	N/A	0	In Progress
9/21/2021	Non-Construction	Non-Construction	THE PARK AT 14TH	$368,790		8	N/A
9/22/2021	Construction	Construction	Breeden Mechanical Design, Inc.	$10,825,882	N/A	0	In Progress
9/22/2021	Construction	Construction	Engineered Construction Products, LTD	$8,452,230	N/A	0	N/A
9/22/2021	Construction	Construction	JOHN MORIARTY & ASSOCIATES OF VA LLC	$86,019,826	N/A	0	In Progress
9/22/2021	Construction	Construction	Power Design, Inc.	$7,858,800	N/A	0	In Progress
9/22/2021	Construction	Construction	Superior Foundation, Inc.	$739,900	N/A	0	In Progress

Executed Agreement Date	Incentive name* (ex: name of grant or tax incentive)	Type of incentive* (ex: grant, tax abatement, loan)	Recipient name*	Incentive amount*	MAR Address / location of investment	Number of District residents employed as a direct result of this investment	Is recipient in compliance with District resident employment requirements?
9/22/2021	Construction	Construction	M&M Appliance Sales and Service, Inc.	$1,858,870	N/A	0	N/A
9/23/2021	Construction	Construction	Star Creations DBA AJ Madison	$1,085,000		0	In Progress
9/24/2021	Construction	Construction	B&M International Steel Company	$1,668,989	N/A	0	In Progress
9/24/2021	Construction	Construction	M&M Site Utilities, LLC	$127,500	N/A	0	In Progress
9/24/2021	Construction	Construction	Schuster Concrete Construction	$13,082,955	N/A	0	In Progress
9/24/2021	Construction	Construction	RLS Construction, Inc	$795,000	N/A	0	In Progress
9/28/2021	Construction	Construction	Pillar Construction, Inc.	$1,540,000		0	In Progress
9/28/2021	Construction	Construction	Unified Door and Hardware Group LLC	$1,602,000		0	In Progress
9/28/2021	Construction	Construction	PCC Construction Components	$6,500,000		0	In Progress
9/29/2021	Construction	Construction	G AND O DRYWALL INC	$160,000	N/A	0	In Progress
9/29/2021	Non-Construction	Non-Construction	Edelson PC	$17,000,000	N/A	0	N/A
9/29/2021	Construction	Construction	Apex Building Controls LLC	$355,500	N/A	0	In Progress
9/29/2021	Construction	Construction	Poole Landscaping, Inc.	$1,338,130	N/A	0	In Progress

Executed Agreement Date	Incentive name* (ex: name of grant or tax incentive)	Type of incentive* (ex: grant, tax abatement, loan)	Recipient name*	Incentive amount*	MAR Address / location of investment	Number of District residents employed as a direct result of this investment	Is recipient in compliance with District resident employment requirements?
9/29/2021	Construction	Construction	Manganaro Midatlantic, LLC	$7,263,000		1	In Progress
9/29/2021	Construction	Construction	ONSITE Woodwork Corporation	$1,120,000		0	In Progress