



**MURIEL BOWSER**  
MAYOR

March 30, 2023

The Honorable Phil Mendelson  
Chairman  
Council of the District of Columbia  
John A. Wilson Building  
1350 Pennsylvania Avenue, NW, Suite 504  
Washington, DC 20004

Dear Chairman Mendelson:

I am pleased to submit to the Council of the District of Columbia the enclosed “FY22 Economic Development Return on Investment Accountability Report,” which was prepared by the Office of the Deputy Mayor for Planning and Economic Development (“DMPED”) pursuant to section 2253(b) of the Unified Economic Development Budget Transparency and Accountability Act of 2010, effective September 24, 2010 (D.C. Law 18-223; D.C. Official Code § 2-1208.02(b)).

This report includes information on investments in economic development incentives exceeding \$75,000 in fiscal years 2018 through 2022. DMPED identified 44 economic development incentives administered across eleven agencies in fiscal year 2022 that meet the reporting criteria. For each incentive related to the development or redevelopment of real property, this report contains information on the production or preservation of affordable housing; the employment of District residents; the participation of Certified Business Enterprises in projects involving incentives; and the production of community amenities. Report findings show notable gains from fiscal year 2022 investments, including significant investments in community serving amenities, community focused development projects, as well as investments in supporting our local small businesses.

I am available to discuss any questions you may have regarding this report. In order to facilitate a response to your questions, please have your staff contact Erika Satterlee, Legislative Director, DMPED, at (202) 727-1983.

Sincerely,

A handwritten signature in black ink that reads "Muriel Bowser".

Muriel Bowser

Enclosure

# FY22 ECONOMIC DEVELOPMENT RETURN ON INVESTMENT ACCOUNTABILITY REPORT

MARCH 2023



**OFFICE OF THE DEPUTY MAYOR FOR  
PLANNING AND ECONOMIC DEVELOPMENT**



04

Introduction

05

Background and Methodology

06

Investments Across Agencies

07

Investments by Ward

08

Certified Business Enterprises (CBEs)  
and Resident Employment

09

Affordable Housing

11

Additional Community Benefits

12

Conclusion and Key Findings

13

Investment Descriptions

# TABLE OF CONTENTS

(this page intentionally left blank)

# Introduction

The Unified Economic Development Budget Transparency and Accountability Act of 2010 (“the Act”) requires the Mayor to provide an annual report on all economic development incentives valued at \$75,000 or greater and for each incentive related to the development and redevelopment of real property to include the following:

- The production or preservation of affordable housing;
- The employment of District residents;
- The participation of Certified Business Enterprises (CBEs) in projects receiving incentives; and
- The production of community amenities.

In addition to these requirements, the Act also calls for the reporting of each recipient of economic development incentives during the previous five fiscal years (FY2018-FY2022). This document provides highlights of the return on relevant investments made in Fiscal Year 2022. The complete Economic Development Return on Investment Report (FY18-22) can be found at the end of this report in Appendix I: Return on Investment FY18-22 data.

While this document fulfills the reporting requirements outlined in the Act, the socio-economic impacts of District investments and their associated returns are often difficult to quantify. These investments directly and indirectly stimulate local economic development that result in short- and long-term gains. Although this report does not calculate the multiplier effects of District investments beyond the housing, employment, CBE and community benefits named in law, or the associated social and economic costs that are mitigated due to investments, it does highlight the importance of investments in affordable housing, local business/CBE contracting, local hiring, and the creation of community amenities. The investments captured in this report help ensure that all neighborhoods are neighborhoods of opportunity and District residents and businesses can grow and thrive.



# Background and Methodology

The Economic Development Return on Investment Report for Fiscal Year 2022 identifies economic development recipients receiving incentives valued at \$75,000 or greater, as well as all associated investment returns in Fiscal Year 2022.

The Act defines economic incentive as: “any expenditure of public funds by a granting body for the purpose of stimulating economic development or creating affordable housing within the District of Columbia, including any funds from the District or funds that, in accordance with a federal grant or otherwise, the District government administers, including land disposition and development agreements, financial subsidies, or expenditures of the Housing Production Trust Fund or of the Housing Preservation Fund, or any bond issuance, including pilot bond, tax increment financing bond, or revenue bond issuances, grant, loan, loan guarantee, fee waiver, land price subsidy, matching fund, tax abatement, tax exemption, tax credit, or any other tax expenditure”. This year’s report builds on prior reporting to include a more comprehensive picture of economic development incentives by expanding the incentives included in the report.

In the process of compiling this report, data requests were sent to the agencies on the following page and subsequent submissions were verified by agency staff. DMPED then reviewed, consolidated, and compiled all submitted data for the final report. As required by the Act, this report highlights incentives related to economic development, and real property development leading to the production of affordable housing, employment of District residents, increased CBE participation, and the production of community amenities. These investments are broken down by incentive type, administering agency, by Ward as well as by recipient name and address.

The DC GIS Master Address Repository (MAR) was used to match investments captured in this report to an existing property or address within the District for verification purposes and for improving the quality of data reporting.



Image 1: Lidl Food Market located at Skyland Town Center in Ward 7

# Investments Across Agencies

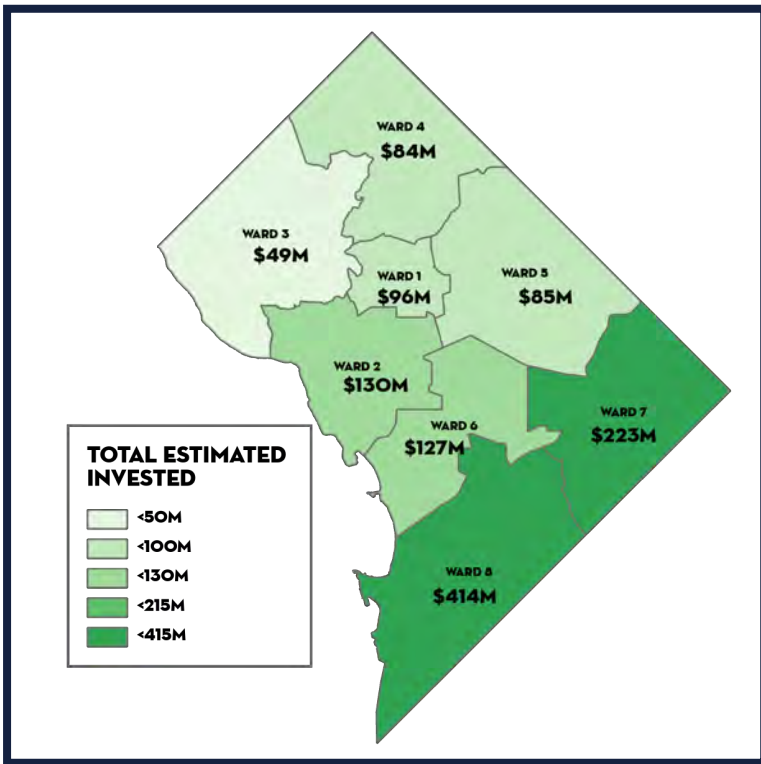
DMPED identified 44 incentives administered across eleven agencies in FY22 that meet reporting criteria. The information presented in this report was compiled from the following agencies and departments:

- DC Public Library (DCPL)
- Department of Employment Services (DOES)
- Department of Health Care Finance (HCF)
- Department of Housing and Community Development (HFA)
- Department of Small & Local Business Development (DLSBD)
- Deputy Mayor for Planning and Economic Development (DMPED)
- District Department of Transportation (DDOT)
- District of Columbia Public Schools (DCPS)
- Housing Finance Agency (HFA)
- Office of Planning (OP)
- Office of the Chief Financial Officer (OCFO)

Incentive Type (grant, abatement, etc)	Agency	Total Amount
11th Street Bridge Park (Contract Expenditure)	DDOT	\$3,260,441
4% Low Income Housing Tax Credit	DCHFPA	\$20,428,899
9% Low Income Housing Tax Credit	DHCD	\$2,495,000
Anacostia Art and Culture Business Innovation District (Grant)	DMPED	\$3,765,460
Cedar Hill Regional Medical Center at St Elizabeths East Campus (Contract Expenditure)	DMPED	\$54,165,065
Commercial Clean Teams (Grant)	DSLBD	\$6,675,816
Commercial Property Acquisition Fund (Grant)	DMPED	\$4,489,000
Community Services Commercial Revitalization Grants (Grant)	DHCD	\$563,192
Creative and Open Space Modernization (Tax Rebate)	DMPED	\$790,075
DC Infrastructure Academy (Contract Expenditure)	DOES	\$921,235
DC Public Library (Contract Expenditure)	DCPL	\$9,436,556
DCPS Modernizations and Renovations (Contract Expenditure)	DCPS	\$180,600,477
DHCD Contract Expenditures (Expenditures on Contracts)	DHCD	\$215,665
DHCD Grants - 1515 North Capitol NE (Grant)	DHCD	\$420,000
DHCD Grants - Residential Services - HPAP (Grant)	DHCD	\$1,157,398
Economic Development Incentive Debt Service (Debt Service)	OCFO	\$129,158,636
Faith-Based Development Initiative (Grant)	DMPED	\$1,000,000
Food Access Fund (Grant)	DMPED	\$14,282,903
HFA (Revenue Bond)	HFA	\$294,264,210
Housing Preservation Fund (Loan)	DHCD	\$2,823,839
Housing Production Trust Fund (Loan)	DHCD	\$113,654,042
Industrial Revenue Bond (Bond)	DMPED	\$309,985,000
Land Disposition Agreements (Land Disposition)	DMPED	\$17,839,635
Locally Made Manufacturing (Grant)	DMPED	\$299,800
Main Streets (Grant)	DSLBD	\$4,771,584
Marion Barry Summer Youth Employment Program (Grant)	DOES	\$100,000
Metro DC Community Center (Grant)	DMPED	\$1,000,000
Neighborhood Prosperity Fund (Grant)	DMPED	\$3,650,000
Neighborhood-Based Activities (Grants)	DHCD	\$11,105,153
New Communities Initiative (Capital Expenditure)	DMPED	\$115,041,000
Nourish DC (Grant)	DMPED	\$4,498,077
Outdoor Venue Activation (Grant)	OCTFME	\$450,000
Penn West Equity and Innovation District (Grant)	DMPED	\$1,992,307
Qualified High Technology Companies Tax Benefit (District Tax Credits)	OCFO	\$34,470,866
Real Property Acquisition (Property Acquisition)	DHCD,	\$24,470,000
Real Property Tax Abatement	OCFO	\$3,425,897
Small Business Technical Assistance (Grant)	DHCD	\$3,511,207
Small Medium Business Growth Fund (Grant)	DMPED	\$5,400,000
Small Retailer Property Tax Relief Credit (District Tax Credits)	DHCD	\$2,660,678
Southwest Mobility Innovation District (Grant)	DMPED	\$2,988,460
Streets for People (Grant)	OP	\$2,881,994
Tax Exemption (Tax Exemption)	OCFO	\$26,833,963
Tax Increment Financing (TIF Issuance)	OCFO	\$18,863,000
WRAMC Redevelopment (Grant)	DMPED	\$751,422
<b>Total</b>		<b>\$1,442,929,448</b>

# Investments by Ward

**Figure 1: Total Estimated Investments Made in FY22 by Ward**



The greatest incentive amounts in FY22 were found in wards 2, 6, 7, and 8 estimated at \$130M, \$127M, \$223M, and \$414M respectively.

The largest investments in terms of dollar amount came from Housing Finance Agency Revenue Bonds as well as the District's Industrial Revenue Bond program which had estimated investments of \$294 million and \$310 million, respectively.

**Map 1. Total FY 22 Investment with Associated Key Outcomes by Ward**

Wards	Number of CBEs	Total Affordable Units Produced or Preserved	Incentive Amount	Number of District Residents Employed
Ward 1	1	46	\$96,301,202	4
Ward 2	5	108	\$130,081,965	0
Ward 3	0	0	\$48,722,602	0
Ward 4	32	120	\$84,135,159	22
Ward 5	11	144	\$85,489,167	9
Ward 6	24	136	\$126,820,852	5
Ward 7	8	328	\$222,664,449	0
Ward 8	17	540	\$413,860,483	2
Multiple Wards	0	0	\$235,060,855	0
<b>Total</b>	<b>98</b>	<b>1419</b>	<b>\$1,442,929,448</b>	<b>42</b>

*\*These numbers represent FY22 hiring attributed to incentivized development and redevelopment projects only. In addition, not every subsidized program shows how many current employees are District residents as they may only need to show new hires. See Appendix I: Return on Investment FY18-22 data for all documented First Source agreements executed in 2018-2022. CBE data represents the number of CBEs linked to development/redevelopment projects in the identified Wards - this does not indicate that those CBEs are physically located in those Wards. CBE data is collected based on project-level spend data - if projects that closed in FY22 have not yet begun expending funds, they would not yet be reflected in the data compiled.*

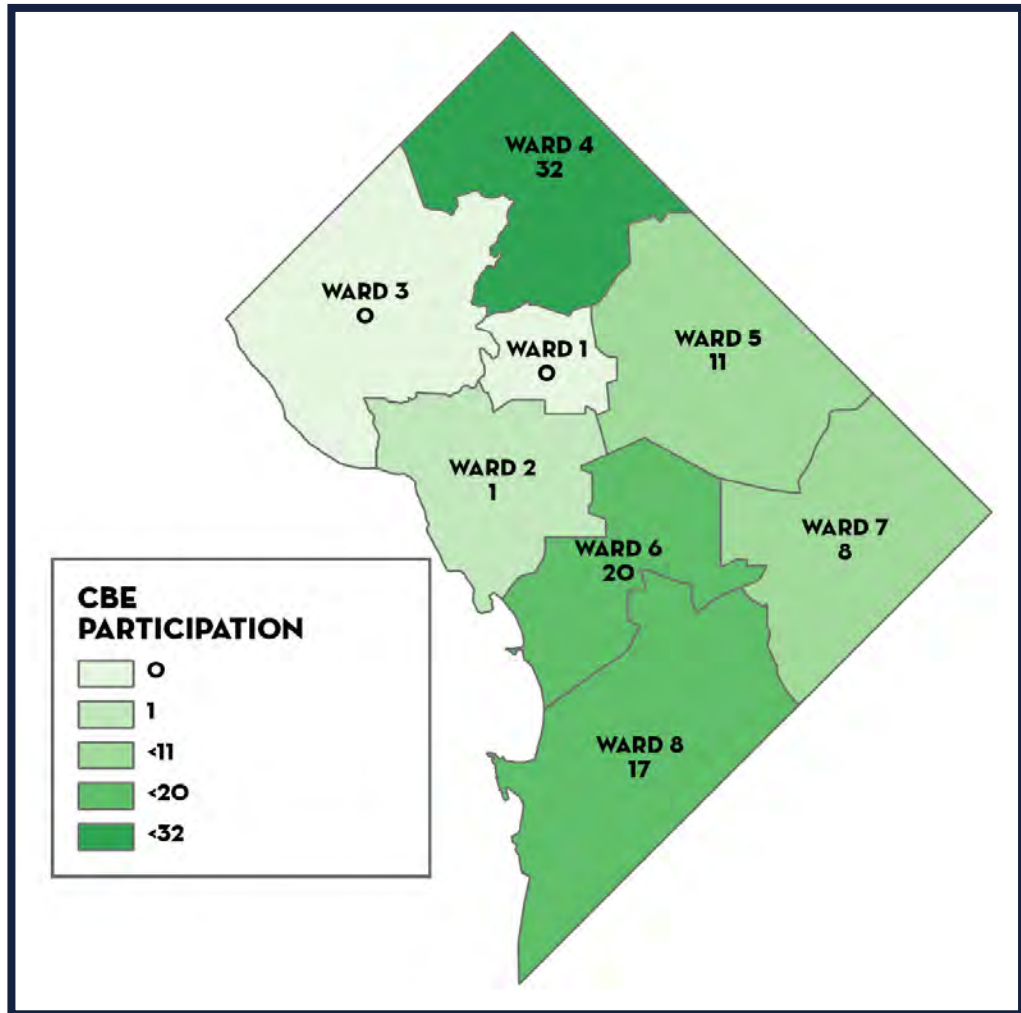


# CBEs and Resident Employment

**Map 2. Certified Business Enterprises Associated with Development or Redevelopment of Real Property, by Ward**

Certified Business Enterprises (CBEs) benefitted from FY22 investments in Wards 2, 4, 5, 6, 7, and 8. Benefitting CBEs are not necessarily physically located in the identified Wards; rather, the data highlights CBEs that are participating in projects located in specific Wards. CBE data is collected based on project-level spend data - if projects that closed in FY22 have not yet begun expending funds, they would not yet be reflected in the data compiled.

Figure 1 on the previous page shows the number of District residents employed through the incentives included in this report. It is important to note that these numbers represent FY22 hiring attributed to incentivized development and redevelopment projects only. In addition, not every subsidized program shows how many current employees are District residents as they may only need to show new hires.



\*See Appendix I: Return on Investment FY18-22 data for all documented First Source agreements executed in 2018-2022.

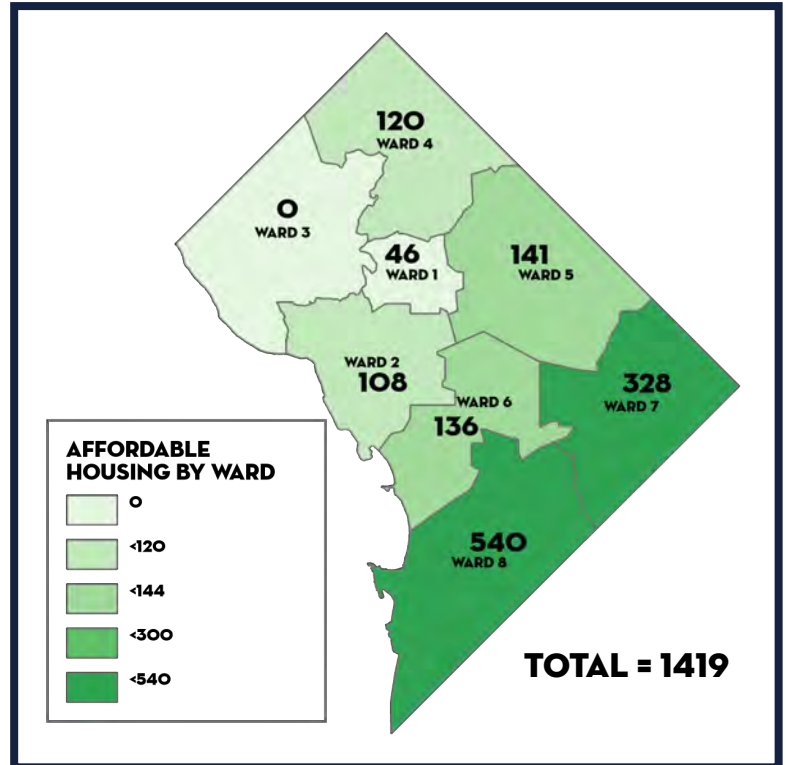
\*The ward maps displayed in this document reflect new boundaries which became effective January 1, 2022

# Affordable Housing by Ward

**Map 3. Total Affordable Housing Produced or Preserved as the result of FY22 investments, by Ward.**

Investments in Wards 7 and 8 yielded the greatest number of affordable units (328 and 540 units respectively). Figure 2 shows the yield of affordable housing investments broken down by affordability levels and unit size (measured as the number of bedrooms in each unit) and Map 4 provides a visual graphic of that breakdown.

The highest affordable housing unit type produced or preserved in FY22 were one bedroom units (1BR), followed by two bedroom units (2BR), studios, three bedroom units (3BR), and four bedroom units (4BR).



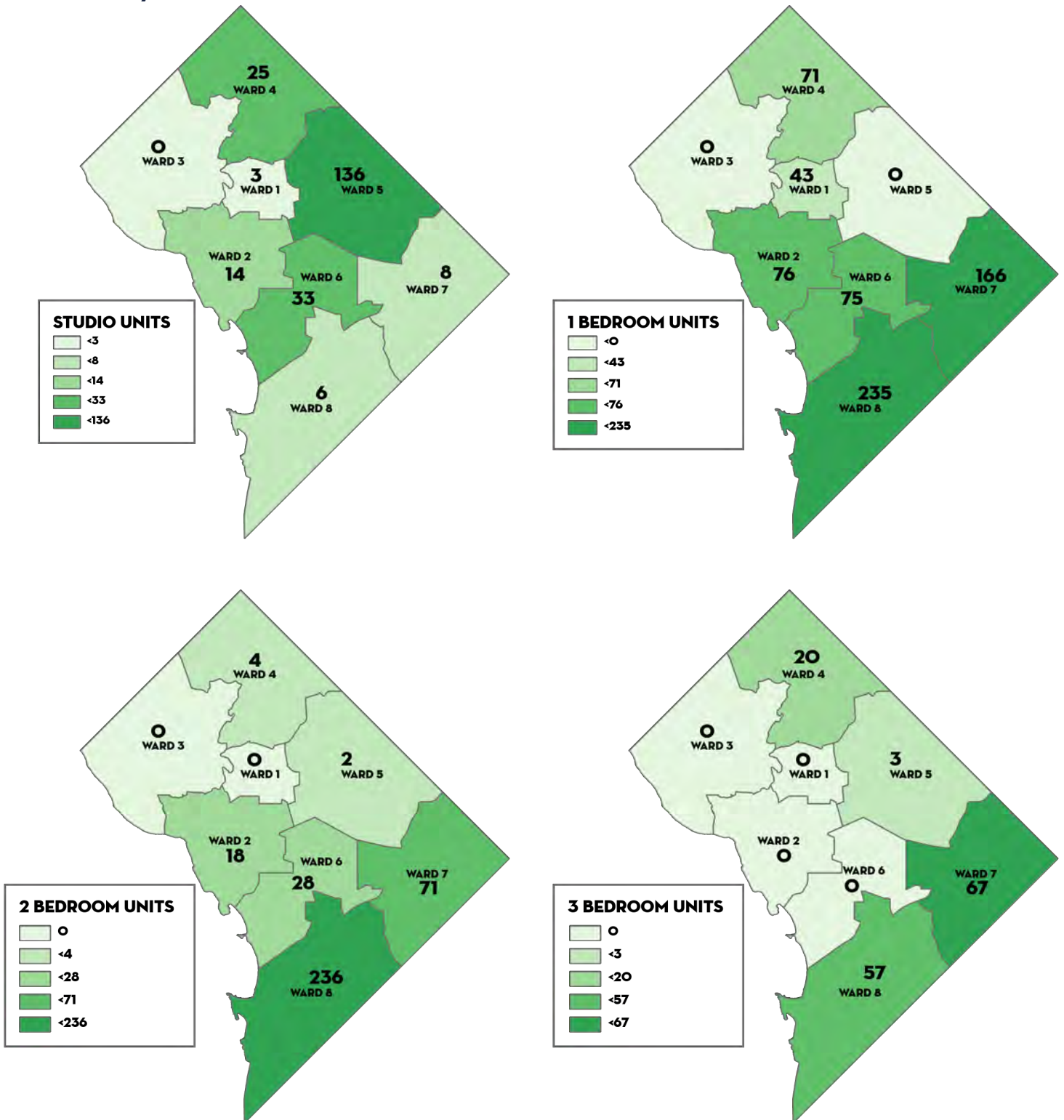
**Figure 2. Total Affordable Housing Produced or Preserved as the Result of FY22 Investments by Affordability, Unit Type, and Ward\***

Ward	Total Affordable Units Produced or Preserved.	30%	50%	60%	80%	Efficiency/Studio	1 BRs.	2 BRs.	3 BRs.	4+ BRs.
Ward 1	46	1	11	9	25	3	43	0	0	0
Ward 2	108	9	41	52	6	14	76	18	0	0
Ward 3	0	0	0	0	0	0	0	0	0	0
Ward 4	120	21	60	27	12	25	71	4	20	0
Ward 5	141	79	62	0	0	136	0	2	3	0
Ward 6	136	68	68	0	0	33	75	28	0	0
Ward 7	328	62	262	0	4	8	166	71	67	16
Ward 8	540	94	232	173	41	6	235	236	57	6
<b>Total</b>	<b>1419</b>	<b>334</b>	<b>736</b>	<b>261</b>	<b>88</b>	<b>225</b>	<b>666</b>	<b>359</b>	<b>147</b>	<b>22</b>

\*\*Affordable housing units produced or preserved are from investments made in FY22 and may or may not be fully constructed and available at the time of publication.

# Affordable Housing by Unit Size

Map 4. Total Affordable Housing Produced or Preserved as a result of FY22 investments by Unit Size, by Ward\*



# Additional Community Benefits

## Summary of Additional Community Benefits

In situations where investments in real property development and redevelopment created additional community benefits, Figure 3 identifies such investments based on the associated incentive. The table to the right provides an overview of the non-housing public amenities and commercial development investments related to FY22 incentives.

**Figure 3. Summary of Non-Housing Amenities produced by FY22 investments**

Incentive Name	Total Amount
11th Street Bridge Park	\$3,260,441
Anacostia Art and Culture Business Innovation District	\$3,765,460
Cedar Hill Regional Medical Center at St Elizabeths East Campus	\$54,165,065
Commercial Clean Teams	\$6,675,816
Commercial Property Acquisition Fund	\$4,489,000
Community Services Commercial Revitalization Grants	\$563,192
Creative and Open Space Modernization	\$790,075
DC Infrastructure Academy	\$921,235
DC Public Library Contract Expenditures	\$9,436,556
DCPS Modernizations and Renovations	\$180,600,477
Economic Development Incentive Debt Service	\$129,158,636
Food Access Fund	\$14,282,903
Locally Made Manufacturing Grant	\$299,800
Main Streets	\$4,771,584
Marion Barry Summer Youth Employment Program Grant	\$100,000
Metro DC Community Center	\$1,000,000
Neighborhood Prosperity Fund	\$3,650,000
Nourish DC	\$4,498,077
Outdoor Venue Activation Grant	\$450,000
Penn West Equity and Innovation District	\$1,992,307
Qualified High Technology Companies Tax Benefit (QHTC)	\$34,470,866
Small Business Technical Assistance	\$3,511,207
Small Medium Business Growth Fund	\$5,400,000
Small Retailer Property Tax Relief Credit	\$2,660,678
Southwest Mobility Innovation District	\$2,988,460
Streets for People	\$2,881,994
Tax Exemption	\$26,833,963
Tax Increment Financing	\$18,863,000
WRAMC Redevelopment	\$751,422

\*More project specific information can be found in Appendix I: Return on Investment FY18-22 data.

# Conclusion and Key Findings

The FY22 Economic Development Return on Investment Accountability Report provides a summary of economic development incentives across the District. These summaries were pulled together from DMPED, DHCD, and DCHFA's databases, First Source data from DOES, CBE data from DSLBD, and individual project information from a variety of sources. Report compilation involved collaboration with OCFO.



Image 2: The Wharf located in the Southwest Waterfront

The FY22 economic development return on investment data indicates the District invested an estimated \$1.44 billion across all Wards. The resulting direct and immediate impacts of these investments include the preservation and production of 1419 affordable housing units, the engagement of approximately 98 Certified Business Enterprises (CBEs), and the direct employment of at least 42 District residents, along with other additional community benefits, including development and expansion of food access related services.

Wards 7 and 8 received a combined \$636M or 44% of the total investment from incentives included in this report, which emphasizes the District's efforts to combat historical and present-day disparities in investment across the District\*. These investments included over \$314M of investment in affordable housing, \$1.3M from the Commercial Property Acquisition Fund to help equity impact enterprises purchase commercial property, \$14M from the Food Access Fund to increase access to healthy and affordable food, and \$54M for the Cedar Hill Regional Medical Center, a state-of-the-art, full-service hospital on the St. Elizabeths East Campus.

In FY22, the District invested over \$435M to produce and preserve affordable housing. Of the projects that received funding to produce or preserve affordable housing in FY22, 47% received funding from more than one incentive and 37% received funding from three incentives. This demonstrates the complexity of affordable housing financing and the interagency collaboration that is necessary to produce and preserve affordable housing in the District.

*\*More specific information regarding historical and present-day disparities can be found at <https://apps.urban.org/features/capital-flows-washington-dc-region/>*

# Investment Description

Incentive Type	Definition	Agency	Total Amount
11th Street Bridge Park (Contract Expenditure)	Includes contract expenditures on the 11th Street Bridge Park project.	DDOT	\$3,260,440.65
4% Low Income Housing Tax Credit	The Low Income Housing Tax Credit (LIHTC) program provides non-competitive 4 percent or competitive 9 percent Low Income Housing Tax Credits to developers of new or rehabilitated rental housing for the production of housing affordable to low- and moderate-income persons at or below 60 percent of Area Median Income.	DCHFA	\$20,428,899.00
9% Low Income Housing Tax Credit	The Low Income Housing Tax Credit (LIHTC) program provides non-competitive 4 percent or competitive 9 percent Low Income Housing Tax Credits to developers of new or rehabilitated rental housing for the production of housing affordable to low- and moderate-income persons at or below 60 percent of Area Median Income.	DHCD	\$2,495,000.00
Anacostia Art and Culture Business Innovation District (Grant)	Grant to the Anacostia Business Improvement District (BID) to support the creation of the Anacostia Arts and Culture District. The grant will help fund new events and programs that engage residents of the neighborhood and bring visitors to Ward 8, while also promoting longstanding cultural institutions in Anacostia and providing opportunities to support local artists who work in a variety of media, including visual arts, food, theater, music, film, and more.	DMPED	\$3,765,459.61
Cedar Hill Regional Medical Center at St Elizabeths East Campus (Contract Expenditure)	Includes contract expenditures on the Cedar Hill Regional Medical Center at St Elizabeths East Campus	DMPED	\$54,165,064.88

# Investment Description (cont.)

Incentive Type	Definition	Agency	Total Amount
Commercial Clean Teams (Grant)	These grants will improve commercial district appearance to help increase foot traffic, and consequently, opportunity for customer sales.	DSLBD	\$6,675,815.99
Commercial Property Acquisition Fund (Grant)	The Commercial Property Acquisition Fund offers grants aimed at providing much-needed support for equity impact enterprise business or business eligible to be a certified equity impact enterprise who seek to purchase and locate within commercial property within the District of Columbia.	DMPED	\$4,489,000.00
Community Services Commercial Revitalization Grants (Grant)	These grants provide services and funding to help retail corridors and strengthen our neighborhoods to improve the quality of life for everyone living in the District.	DHCD	\$563,192.46
Creative and Open Space Modernization (Tax Rebate)	The purpose of the Creative and Open Space Modernization Tax Rebate is to foster the development of technology-focused businesses in the District, increase the District's tax base, and create new job opportunities for District residents.	DMPED	\$790,075.45
DC Infrastructure Academy (Contract Expenditure)	DCIA coordinates, trains, screens and recruits residents to fulfill the needs of the infrastructure industry and infrastructure jobs with leading companies in this high-demand field.	DOES	\$921,234.60
DC Public Library Contract Expenditures (Contract Expenditure)	This category includes District Expenditures on Contracts related to economic development, such as construction, planning and asset management services provided by third parties, and may include both operating and capital budget dollars.	DCPL	\$9,436,555.71

# Investment Description (cont.)

Incentive Type	Definition	Agency	Total Amount
DCPS Modernizations and Renovations (Contract Expenditure)	This category includes District Expenditures on Contracts related to economic development, such as construction, planning and asset management services provided by third parties, and may include both operating and capital budget dollars.	DCPS	\$180,600,476.59
DHCD Contract Expenditures (Contract Expenditure)	This category includes District Expenditures on Contracts related to economic development, such as construction, planning and asset management services provided by third parties, and may include both operating and capital budget dollars.	DHCD	\$215,664.96
DHCD Grants - 1515 North Capitol NE (Grant)	Grant to support construction of So Others Might Eat (SOME) organization	DHCD	\$420,000.00
DHCD Grants - Residential Services - HPAP (Grant)	Funding to support the administration of the Home Purchase Assistance Program, which provides down payment assistance to help low and moderate income residents purchase a home.	DHCD	\$1,157,397.71
Economic Development Incentive Debt Service (Debt Service)	These include Tax Increment Financing (TIFs), Payment in Lieu of Taxes (PILOTs), and Revenue Bond Debt Services.	OCFO	\$129,158,635.89
Faith-Based Development Initiative (Grant)	The goal of this initiative is to support faith-based institutions interested in using their real estate to develop affordable housing for District residents with household incomes at or below 50% of MFI.	DMPED	\$1,000,000.00



# Investment Description (cont.)

Incentive Type	Definition	Agency	Total Amount
Food Access Fund (Grant)	The purpose of the Food Access Fund (FAF) Grant is to increase equitable access to fresh, healthy, and affordable food by securing grocery stores, and restaurants; support existing small businesses; attract new businesses; increase the District's tax base; create new job opportunities for District residents; and transform designated emerging commercial corridors into thriving and inviting neighborhood centers.	DMPED	\$14,282,903.06
HFA Revenue Bond (Revenue Bond)	Private activity bonds allocated to the District by the Internal Revenue Service, these bonds are used to facilitate affordable multifamily rentalhousing projects, typically in conjunction with 4% Low Income Housing Tax Credits and other District subsidy.	HFA	\$294,264,210.00
Housing Preservation Fund (HPF Loan)	A partnership with three Community Development Financial Institutions (CDFI), the Fund provides short-term bridge acquisition and pre-development financing to eligible borrowers. Properties targeted for fund investments are occupied multifamily housing of over five units, in which at least 50 percent of units are currently affordable to households earning up to 80 percent of the median family income (MFI).	DHCD	\$2,823,838.50

# Investment Description (cont.)

Incentive Type	Definition	Agency	Total Amount
Industrial Revenue Bond (Revenue Bond)	DC's industrial revenue bond program (IRB) provides access to tax-exempt financing to help businesses and non-profit organizations renovate and build new construction, make tenant improvements, and purchase capital by securing interest rates up to 4% lower than a traditional commercial loan.	DMPED	\$309,985,000.00
Land Disposition Agreement (Land Disposition)	Land Disposition Agreements are agreements aimed at disposing of District-owned real property that the Council has determined is no longer needed for public use.	DMPED	\$17,839,635.00
Locally Made Manufacturing Grant (Grant)	This grant will support qualified small businesses for the capital or tenant improvements of commercial property with a designated industrial use.	DMPED	\$299,800.00
Main Streets (Grant)	Program that promotes the revitalization of business corridors in the District of Columbia.	DSLBD	\$4,771,584.00
Marion Barry Summer Youth Employment Program (Grant)	A locally funded initiative that provides District youth ages 14 to 24 with an enriching summer employment experience through subsidized placements in the public and private sectors.	DOES	\$100,000.00
Metro DC Community Center (Grant)	Grant for Metro DC Community Center construction	DMPED	\$1,000,000.00

# Investment Description (cont.)

Incentive Type	Definition	Agency	Total Amount
Neighborhood Prosperity Fund (Grant)	Incentivizes community development, economic growth, and job creation by leveraging local funds to provide gap financing for projects that attract private investment to distressed communities. Grant funds support architectural and engineering costs, construction costs, tenant improvements, historical preservation building improvements to maintain compliance with applicable laws, development analysis, rent abatement and/or tenant concessions for up to 3 years to stabilize market rent.	DMPED	\$3,650,000.00
Neighborhood-Based Activities (Grants)	Funding for organizations committed to affordable housing and neighborhood revitalization.	DHCD	\$11,105,153.29
New Communities Initiative (Capital Expenditure)	The vision for the New Communities Initiative is for vibrant mixed-income neighborhoods that address both the physical architecture and human capital needs, where residents have quality affordable housing options, economic opportunities and access to appropriate human services.	DMPED	\$115,041,000.00
Nourish DC (Grant)	This program provides flexible loans, technical assistance, and grants to emerging and existing food businesses in the District of Columbia, with a preference for businesses located in or owned by residents of underserved neighborhoods.	DMPED	\$4,498,076.67

# Investment Description (cont.)

Incentive Type	Definition	Agency	Total Amount
Outdoor Venue Activation Grant (Grant)	The purpose of the Program is to identify 4 - 5 outdoor venue spaces located in all four quadrants of the District, to host outdoor experiences curated by Program Participants ("Program Participants") of the Encore Program ("Encore Program")	OCTFME	\$450,000.00
Penn West Equity and Innovation District (Grant)	An innovation district is an area where existing economies and infrastructure are leveraged to spur new ideas for growth, development, and inclusive prosperity.	DMPED	\$1,992,307.00
Qualified High Technology Companies Tax Benefit (District Tax Credits)	Qualified High Technology Companies (QHTC) can claim tax benefits to support their growth in the District. These benefits include a reduced capital gains tax rate and lowered costs to hire and train workers.	OCFO	\$34,470,866.00
Real Property Acquisition (Property Acquisition)	The process of acquiring vacant, abandoned and deteriorated properties through negotiated friendly sale, eminent domain, donation or tax sale foreclosure when owners are unwilling or unable to maintain their properties	DMPED	\$24,470,000.00
Real Property Tax Abatement (Tax Abatement)	Tax Abatements reduce the real property tax otherwise payable on a property for a fixed period or by a specific amount, provided the property continues to qualify for the abatement.	OCFO	\$3,425,896.72
Small Business Technical Assistance (Grant)	Provide technical assistance, support and training to small and retail businesses focusing on neglected commercial corridors in low and moderate income areas in DC.	DHCD	\$3,511,206.74

# Investment Description (cont.)

Incentive Type	Definition	Agency	Total Amount
Small Medium Business Growth Fund (Grant)	Small and medium business grant fund targets and bundles existing and new growth focus programs such as Great Streets, Neighborhood Prosperity Funds, Equipment, larger scale capital improvements, and digital and technological growth by issuing grants to Community Development Financial Institutions for small businesses.	DMPED	\$5,400,000.00
Small Retailer Property Tax Relief Credit (District Tax Credits)	This is a refundable franchise tax credit that was enacted in the Fiscal Year 2019 Budget Support Act, effective October 30, 2018 (DC Law 22-0168) and is codified in DC Official Code §§ 47-1807.14 and 47-1808.14. The SR Credit is available to qualified businesses based on either the amount of real property taxes or a percentage of rent paid on a qualified retail location.	DHCD	\$2,660,678.00
Southwest Mobility Innovation District (Grant)	This is a multi-year mobility project to improve equitable access to transportation for residents and visitors in Southwest and create a global innovation hub to show how mobility innovation can make a city more equitable, sustainable, safe, and prosperous.	DMPED	\$2,988,460.00
Streets for People (Grant)	The Streets for People Grant Program will provide funding for creative and innovative public space activations within downtown.	OP	\$2,881,993.55
Tax Exemption (Tax Exemption)	Tax Exemptions provide real property tax relief to a property based on ownership and use that is not limited by time or amount, provided the property continues to qualify for the exemption.	OCFO	\$26,833,962.52

# Investment Description (cont.)

Incentive Type	Definition	Agency	Total Amount
Tax Increment Financing (TIF Issuance)	Tax Increment Financing (TIF) is a program through which the District provides economic development project funds by borrowing against future tax receipts expected to be generated as a result of the construction and operation of projects partially funded by these funds.	OCFO	\$18,863,000.00
WRAMC Redevelopment (Grant)	Grants to support the operation, maintenance, and construction of the Walter Reed Redevelopment Site.	DMPED	\$751,421.55

# **Appendix I: Return on Investment FY18-22 data**

**This tab provides an overview of all of the associated sheets and data included in the Economic Development Return on Investment Report.**

**Please see below for details and guidance on the information contained in this spreadsheet.**

<b>Tab Name</b>	<b>Description</b>
Data Dictionary	Provides an overview and description of the fields found in the "Raw Data" tab.
FY22 Investment by Incentive	Summary table of FY22 investments by Incentive Type.
FY22 Incentives by Ward	Summary table of FY22 investments by Ward and Incentive Type.
FY22 Affordable Housing By Ward	Summary table affordable housing produced or preserved in FY22 by Ward.
First Source Summary FY22	Summary table of First Source data by year and contract type.
	<b><u><i>Contains raw data for FY18-22 used to develop the analyses of investment included in the accompanying report.</i></u></b>
	<b><u><i>**THIS SHEET SHOULD NOT BE USED TO CALCULATE SUMMARIES FOR HOUSING, CBE DATA - IT CONTAINS DUPLICATE PROJECT ENTRIES, SINCE MULTIPLE RECIPIENTS MAY CONTRIBUTE TO ONE PROJECT**</i></u></b>
Raw Data, FY18-22	Contains recipient amounts, with de-duplicated housing, CBE, and First Source data.
De-Duped Data, FY18-22	<b><i>**Use this data to calculate returns on investment for housing production and CBE participation.**</i></b>
DOES First Source Raw Data	Raw First Source data received from DOES - contains information on New District hires for contracts executed in FY18-22.



# Data Dictionary

Field	Definition	Source
<i>FY</i>	Fiscal Year of Investment	Agency Data
<i>Agency</i>	Associated/Administering Agency	Agency Data
<i>Incentive Name</i>	Name of Incentive	Agency Data
<i>Incentive Type</i>	Type of Incentive (i.e. tax abatement, loan, grant, etc)	Agency Data
<i>Recipient Name</i>	Name of Recipient	Agency Data
<i>Incentive Amount</i>	Total amount of investment	Agency Data
<i>MAR Address of Investment</i>		Master Address Repository (provides standard geocoding of all addresses in the District)
<i>MAR_Ward</i>	Ward	Master Address Repository (provides standard geocoding of all addresses in the District)
<i>Number of District Residents Employed</i>	District Residents Employed as a result of the investment	First Source Data
<i>Number of CBEs</i>	Number of small businesses served under the Certified Business Enterprise program	DSLBD's DES system
<i>Total Affordable Units Produced or Preserved</i>	Number of affordable housing units produced/preserved as a result of the investment	DHCD Housing Database, DCHFA
<i>30% AMI</i>	Number of units affordable to households making <30% AMI	DHCD Housing Database, DCHFA
<i>50% AMI</i>	Number of units affordable to households making <50% AMI	DHCD Housing Database, DCHFA
<i>60% AMI</i>	Number of units affordable to households making <60% AMI	DHCD Housing Database, DCHFA
<i>80% AMI</i>	Number of units affordable to households making <80% AMI	DHCD Housing Database, DCHFA
<i>1 BRs</i>	Number of 1 bedroom units	DHCD Housing Database, DCHFA
<i>2 BRs</i>	Number of 2 bedroom units	DHCD Housing Database, DCHFA
<i>3 BRs</i>	Number of 3 bedroom units	DHCD Housing Database, DCHFA
<i>4+ BRs</i>	Number of 4 bedroom units	DHCD Housing Database, DCHFA
<i>Efficiency</i>	Number of efficiency (studio) units	DHCD Housing Database, DCHFA
<i>SRO</i>	Number of single room occupancy units (single rooms with shared kitchen, toilet/bathrooms)	DHCD Housing Database, DCHFA
<i>Unknown BRs</i>	Number of 1 bedroom units	DHCD Housing Database, DCHFA
<i>Amenity Produced or Enhanced</i>	In cases where affordable housing was not produced/preserved, overview of public amenities enhanced by the investment (qualitative and quantitative)	Various project documents, where available
<i>Is recipient in compliance with District resident employment requirements?</i>	(Y/N/In Progress)	First Source Data - see DOES First Source Raw Data
<i>CBE Compliant?</i>	(Y/N/Partial - Under Construction)	DSLBD's PPD data - to be deployed to DES in 2020
<i>Affordable Housing Compliance? (Covenanted)</i>	Y/N,	Housing database contains links to relevant deed documents concerning affordability covenants on properties
<i>Additional Incentive Benefits</i>	List of additional benefits of the incentive (qualitative and quantitative)	Various project documents, where available

# **FY22 Investment by Incentive**

<b>Total Amount</b>	<b>Incentive Name</b>	<b>Incentive Type</b>	<b>Total</b>
	11th Street Bridge Park		\$3,260,441
	4% Low Income Housing Tax Credit		\$20,428,899
	9% Low Income Housing Tax Credit		\$2,495,000
	Anacostia Art and Culture Business Innovation District		\$3,765,460
	Cedar Hill Regional Medical Center at St Elizabeths East Campus		\$54,165,065
	Commercial Clean Teams		\$6,675,816
	Commercial Property Acquisition Fund		\$4,489,000
	Community Services Commercial Revitalization Grants		\$563,192
	Creative and Open Space Modernization		\$790,075
	DC Infrastructure Academy		\$921,235
	DC Public Library Contract Expenditures		\$9,436,556
	DCPS Modernizations and Renovations		\$180,600,477
	DHCD Contract Expenditures		\$215,665
	DHCD Grants - 1515 North Capitol NE		\$420,000
	DHCD Grants - Residential Services - HPAP		\$1,157,398
	Economic Development Incentive Debt Service		\$129,158,636
	Faith-Based Development Initiative		\$1,000,000
	Food Access Fund		\$14,282,903
	HFA Revenue Bond		\$294,264,210
	Housing Preservation Fund		\$4,195,339
	Housing Production Trust Fund		\$113,654,042
	Industrial Revenue Bond		\$309,985,000
	Land Disposition Agreement		\$17,839,635
	Locally Made Manufacturing Grant		\$299,800
	Main Streets		\$4,771,584
	Marion Barry Summer Youth Employment Program Grant		\$100,000
	Metro DC Community Center		\$1,000,000
	Neighborhood Prosperity Fund		\$3,650,000
	Neighborhood-Based Activities		\$11,105,153
	New Communities Initiative		\$115,041,000
	Nourish DC		\$4,498,077
	Outdoor Venue Activation Grant		\$450,000

<b>Penn West Equity and Innovation District</b>	\$1,992,307
<b>Qualified High Technology Companies Tax Benefit (QHTC)</b>	\$34,470,866
<b>Real Property Acquisition</b>	\$24,470,000
<b>Real Property Tax Abatement</b>	\$3,425,897
<b>Small Business Technical Assistance</b>	\$3,511,207
<b>Small Medium Business Growth Fund</b>	\$5,400,000
<b>Small Retailer Property Tax Relief Credit</b>	\$2,660,678
<b>Southwest Mobility Innovation District</b>	\$2,988,460
<b>Streets for People</b>	\$2,881,994
<b>Tax Exemption</b>	\$26,833,963
<b>Tax Increment Financing</b>	\$18,863,000
<b>WRAMC Redevelopment</b>	\$751,422
<b>Total</b>	<b>\$1,442,929,448</b>

# **FY22 Incentives by Ward**

Initiative Type	1988 Amount
<b>Ward 1</b>	<b>596,304,200</b>
Housing Preservation Fund	\$1,371,500
Industrial Revenue Bond	\$14,500,000
Land Disposition Agreement	\$13,339,635
New Communities Initiative	\$28,938,000
Tax Exemption	\$2,868,954
Tax Incentive Financing	\$15,100,000
Commercial Clean Teams	\$143,113
Small Medium Business Growth Fund	\$5,400,000
Streets for People	\$295,000
<b>Ward 2</b>	<b>\$139,881,965</b>
4% Low Income Housing Tax Credit	\$2,824,991
HFA Revenue Bond	\$294,000
Industrial Revenue Bond	\$12,825,000
Land Disposition Agreement	\$200,000
Real Property Tax Abatement	\$213,000
Tax Exemption	\$8,914,904
Creative and Open Space Modernization	\$700,075
DC Public Library Contract Expenditures	\$146,078
Commercial Clean Teams	\$137,113
Main Streets	\$150,000
DCPS Modernizations and Renovations	\$2,899,901
Economic Development Incentive Debt Service	\$64,274,099
Commercial Property Acquisition Fund	\$2,123,900
Metro DC Community Center	\$1,000,000
Pink Wall Equity and Innovation District	\$1,993,307
Streets for People	\$1,829,424
<b>Ward 3</b>	<b>\$48,722,680</b>
Industrial Revenue Bond	\$2,800,000
Tax Exemption	\$2,495,639
Commercial Clean Teams	\$124,034
Main Streets	\$900,000
DCPS Modernizations and Renovations	\$6,226,590
Commercial Property Acquisition Fund	\$103,000
<b>Ward 4</b>	<b>\$84,184,189</b>
4% Low Income Housing Tax Credit	\$748,476
7% Low Income Housing Tax Credit	\$1,391,000
HFA Revenue Bond	\$16,300,000
Housing Production Trust Fund	\$11,222,929
Tax Exemption	\$15,526,954
WRAMC Redevelopment	\$751,422
Commercial Clean Teams	\$125,580
Main Streets	\$190,000
DCPS Modernizations and Renovations	\$9,493,826
Economic Development Incentive Debt Service	\$113,462
Real Property Acquisition	\$10,000,000
<b>Ward 5</b>	<b>\$85,489,187</b>
HFA Revenue Bond	\$28,230,000
Housing Preservation Fund	\$415,364
Industrial Revenue Bond	\$12,900,000
Neighborhood Property Fund	\$600,000
Real Property Tax Abatement	\$754,319
Tax Exemption	\$12,268,614
DC Public Library Contract Expenditures	\$7,079,180
DC Infrastructure Academy	\$653,464
Commercial Clean Teams	\$231,917
Main Streets	\$450,240
DHCD Grants - 133.6 North Capital NE	\$420,000
DCPS Modernizations and Renovations	\$278,356
Economic Development Incentive Debt Service	\$1,079,523
Commercial Property Acquisition Fund	\$485,700
Locally Made Manufacturing Grant	\$299,800
<b>Ward 6</b>	<b>\$126,413,565</b>
4% Low Income Housing Tax Credit	\$1,125,139
9% Low Income Housing Tax Credit	\$1,100,000
HFA Revenue Bond	\$15,600,000
New Communities Initiative	\$26,335,000
Real Property Tax Abatement	\$1,969,178
Tax Exemption	\$2,790,104
Tax Incentive Financing	\$3,763,000
DC Public Library Contract Expenditures	\$1,076,294
Metro Bara Summer Youth Employment Program Grant	\$100,000
Commercial Clean Teams	\$106,878
Main Streets	\$137,427
DCPS Modernizations and Renovations	\$29,466,406
Economic Development Incentive Debt Service	\$44,038,864
Commercial Property Acquisition Fund	\$420,000
Outdoor Venue Activation Grant	\$450,000
Southwest Mobility Innovation District	\$7,988,460
Streets for People	\$457,070
<b>Ward 7</b>	<b>\$222,464,449</b>
4% Low Income Housing Tax Credit	\$6,950,056
HFA Revenue Bond	\$90,120,000
Housing Production Trust Fund	\$46,080,930
Neighborhood Property Fund	\$1,700,000
Real Property Tax Abatement	\$489,000
Tax Exemption	\$2,146,926
Commercial Clean Teams	\$144,278
Main Streets	\$422,220
DCPS Modernizations and Renovations	\$15,143,132
Economic Development Incentive Debt Service	\$1,354,349
Food Access Fund	\$4,174,348
Real Property Acquisition	\$14,420,000
Commercial Property Acquisition Fund	\$1,054,202
<b>Ward 8</b>	<b>\$431,800,483</b>
4% Low Income Housing Tax Credit	\$8,753,227
HFA Revenue Bond	\$101,785,000
Housing Preservation Fund	\$2,492,975
Housing Production Trust Fund	\$56,341,203
Industrial Revenue Bond	\$12,000,000
Neighborhood Property Fund	\$1,345,384
New Communities Initiative	\$55,773,000
Tax Exemption	\$2,043,325
11th Street Bridge Park	\$3,260,441
DC Infrastructure Academy	\$265,381
Center Hill Regional Medical Center at St Elizabeths East Campus	\$54,166,865
Commercial Clean Teams	\$617,326
Main Streets	\$150,000
DCPS Modernizations and Renovations	\$44,201,406
Economic Development Incentive Debt Service	\$14,612,147
Food Access Fund	\$10,000,000
Anacostia Art and Culture Business Innovation District	\$3,763,460
Commercial Property Acquisition Fund	\$232,400
<b>Multihub</b>	<b>\$236,460,855</b>
Industrial Revenue Bond	\$159,000,000
Tax Exemption	\$511,489
Qualified High Technology Companies Tax Benefits (QHTC)	\$34,470,866
Small Retailer Property Tax Relief Credit	\$2,460,679
DC Public Library Contract Expenditures	\$676,004
Commercial Clean Teams	\$4,793,379
Main Streets	\$2,043,460
DHCD Contract Expenditures	\$235,465
Community Services Commercial Revitalization Grants	\$683,192
Fair-Based Development Initiative	\$1,000,000
Neighborhood-Based Activities	\$11,106,153
DHCD Grants - Residential Services - HPAP	\$1,157,398
Small Business Technical Assistance	\$3,833,207
DCPS Modernizations and Renovations	\$4,886,860
Economic Development Incentive Debt Service	\$1,773,226
North DC	\$1,468,077
<b>Total</b>	<b>\$1,442,929,448</b>

# **FY22 Affordable Housing by Ward**



Ward	Total Affordable Units Produced or Preserved.	30%	50%	60%	80%	Efficiency/Studio	1 BRs.	2 BRs.	3 BRs.	4+ BRs.
Ward 1	46	1	11	9	25	3	43	0	0	0
Ward 2	108	9	41	52	6	14	76	18	0	0
Ward 3	0	0	0	0	0	0	0	0	0	0
Ward 4	120	21	60	27	12	25	71	4	20	0
Ward 5	141	79	62	0	0	136	0	2	3	0
Ward 6	136	68	68	0	0	33	75	28	0	0
Ward 7	328	62	262	0	4	8	166	71	67	16
Ward 8	540	94	232	173	41	6	235	236	57	6
<b>Total</b>	<b>1419</b>	<b>334</b>	<b>736</b>	<b>261</b>	<b>88</b>	<b>225</b>	<b>666</b>	<b>359</b>	<b>147</b>	<b>22</b>

# **First Source Summary**

**Total Hires from Construction & IRB Contracts\***

Year	Number of District Hires*
2014	21
2015	234
2016	340
2017	491
2018	401
2019	458
2020	319
2021	163
2022	81
<b>Total</b>	<b>2508</b>

**\*From Construction and Industrial Revenue Bond Contracts ONLY**

\* These numbers represent hiring across all documented First Source agreements executed in 2015-2021 - including hiring from projects that did not receive one of the investments included in the report.

**Total Hires Across Contract Types, 2015-2021**

Year	Construction	Grant	Grants	Industrial Revenue Bonds (IRB)	Non-Construction	Total
2014	21			0	658	679
2015	234			0	1267	1501
2016	340			0	619	959
2017	491	14		0	1060	1565
2018	388	13		13	1260	1674
2019	458	2			344	804
2020	319	0		0	67	386
2021	163		2		153	318
2022	81		0		284	365
<b>Total</b>	<b>2495</b>	<b>29</b>	<b>2</b>	<b>13</b>	<b>5712</b>	<b>8251</b>

# **Raw Data, FY18-FY22**

FY	Agency	Incentive Name	Incentive Type	Recipient Name	Incentive Amount	MAR Address of Investment	MAR_Ward	Number of District Residents Employed	Number of CBEs	Total Affordable Units Produced or Preserved	30% AMI	50% AMI	60% AMI	80% AMI	1 BRs	2 BRs	3 BRs	4+ BRs	Efficiency	SRO	Unknown BRs	Amenity Produced or Enhanced	Is recipient in compliance with District resident employment requirements?	CBE Compliant?	Affordable Housing Compliance? (Covenanted)	Additional Incentive Benefits	MAR_ID
2018	Department of Housing and Community Development	Housing Production Trust Fund	HPTF Loan	1035 48th LLC	\$852,010	1035 48th St NE	Ward 7	N/A	N/A	12	0	12	0	0	12	0	0	0	0	0	0	N/A	N/A	N/A	Yes		
2018	None - Tax Expenditure	Real Property Tax Abatement	Tax Abatement	151 Q STREET RESIDENTIAL LLC	\$216,599	150 HARRY THOMAS WAY NE	Ward 5	N/A	N/A	N/A	N/A	N/A	N/A	N/A	N/A	N/A	N/A	N/A	N/A	N/A	N/A	N/A	N/A	N/A	N/A		
2018	None - Tax Expenditure	Real Property Tax Abatement	Tax Abatement	151 Q STREET RESIDENTIAL LLC	\$358,257	150 Q ST NE	Ward 5	N/A	N/A	N/A	N/A	N/A	N/A	N/A	N/A	N/A	N/A	N/A	N/A	N/A	N/A	N/A	N/A	N/A	N/A		
2018	None - Tax Expenditure	Real Property Tax Abatement	Tax Abatement	151 Q STREET RESIDENTIAL LLC	\$611,008	151 Q ST NE	Ward 5	N/A	N/A	N/A	N/A	N/A	N/A	N/A	N/A	N/A	N/A	N/A	N/A	N/A	N/A	N/A	N/A	N/A	N/A		
2018	None - Tax Expenditure	Real Property Tax Abatement	Tax Abatement	151 Q STREET RESIDENTIAL LLC	\$518,789	200 Q ST NE	Ward 5	N/A	N/A	N/A	N/A	N/A	N/A	N/A	N/A	N/A	N/A	N/A	N/A	N/A	N/A	N/A	N/A	N/A	N/A		
2018	None - Tax Expenditure	Real Property Tax Abatement	Tax Abatement	151 Q STREET RESIDENTIAL LLC	\$138,920	201 Q ST NE	Ward 5	N/A	N/A	N/A	N/A	N/A	N/A	N/A	N/A	N/A	N/A	N/A	N/A	N/A	N/A	N/A	N/A	N/A	N/A		
2018	Housing Finance Agency	4% Low Income Housing Tax Credit	Tax Credit (Federal)	1901 C STREET SE, LLC & Hill East Parcel F, LLC	\$19,340,000	1900 Massachusetts Ave NE 2323 PENNSYLVANIA AVE SE	Ward 7	0	9	131	115	0	16	0	ND	ND	ND	ND	ND	ND	ND	N/A	In Progress	Partial - Und	Yes	Development Program: - 362 total apartment units (131 total affordable units which includes 100 PHS units) - 25,678 sq. ft retail - 156 parking spots for retail and apartments - Green	
2018	None - Tax Expenditure	Real Property Tax Abatement	Tax Abatement	2300 PENNSYLVANIA AVENUE LLC	\$95,715		Ward 7	N/A	N/A	N/A	N/A	N/A	N/A	N/A	N/A	N/A	N/A	N/A	N/A	N/A	N/A	N/A	N/A	N/A	N/A		
2018	Department of Housing and Community Development	Housing Production Trust Fund	HPTF Loan	1164 Bladensburg LLC	\$10,833,567	1164 Bladensburg Rd NE	Ward 5	N/A	15	65	14	51	0	0	64	0	0	0	0	1	0	0	N/A	N/A	No	Yes	
2018	Housing Finance Agency	4% Low Income Housing Tax Credit	Tax Credit (Federal)	1164 Bladensburg LLC	\$715,244	1164 Bladensburg Rd NE	Ward 5	N/A	15	65	14	51	0	0	64	0	0	0	0	1	0	0	N/A	N/A	No	Yes	
2018	Housing Finance Agency	HFA Revenue Bond Issuance	Revenue Bond	The Neighborhood Development Company and Arten Bladensburg	\$11,100,000	1164 Bladensburg Rd NE	Ward 5	N/A	15	65	14	51	0	0	64	0	0	0	0	1	0	0	N/A	N/A	No	Yes	
2018	Deputy Mayor for Planning and Economic Development	Neighborhood Prosperity Fund	Grant	MLK Gateway Partners, LLC	\$700,000	1201 Good Hope Road SE	Ward 8	N/A	N/A	N/A	N/A	N/A	N/A	N/A	N/A	N/A	N/A	N/A	N/A	N/A	N/A	Commercial	N/A	N/A	N/A	NPF funding provides gap financing for commercial portions of projects	

FY	Agency	Incentive Name	Incentive Type	Recipient Name	Incentive Amount	MAR Address of Investment	MAR_Ward	Number of District Residents Employed	Number of CBEs	Total Affordable Units Produced or Preserved	30% AMI	50% AMI	60% AMI	80% AMI	1 BRs	2 BRs	3 BRs	4+ BRs	Efficiency	SRO	Unknown BRs	Amenity Produced or Enhanced	Is recipient in compliance with District resident employment requirements?	CBE Compliant?	Affordable Housing Compliance? (Covenanted)	Additional Incentive Benefits	MAR_ID	
2018	Housing Finance Agency	HFA Revenue Bond Issuance	Revenue Bond	H.E.L.P. Development Corporation	\$9,541,577	1324 Main Dr NW	Ward 4	0	4	77	75	2	0	0	0	0	0	0	0	77	0	0	N/A	In Progress	No	Yes		
2018	Housing Finance Agency	4% Low Income Housing Tax Credit	Tax Credit (Federal)	HELP Washington DC, LP	\$864,927	1324 Main Dr NW	Ward 4	0	4	77	75	2	0	0	0	0	0	0	0	77	0	0	N/A	In Progress	No	Yes		
2018	Department of Housing and Community Development	Community Development Block Grant (CDBG)	Grant (Federal)	HELP Washington DC, LP	\$10,085,821	1324 Main Dr NW	Ward 4	0	4	77	75	2	0	0	0	0	0	0	0	77	0	0	N/A	In Progress	No	Yes		
2018	None - Tax Expenditure	Real Property Tax Abatement	Tax Abatement	801 NEW JERSEY PHASE 1 LLC	\$424,185	77 H ST NW	Ward 6	N/A	N/A	N/A	N/A	N/A	N/A	N/A	N/A	N/A	N/A	N/A	N/A	N/A	N/A	N/A	N/A	N/A	N/A	N/A		
2018	Department of Housing and Community Development	Housing Production Trust Fund	HPTF Loan	Abrams Hall Senior LP	\$9,753,037	1322 Main Dr NW	Ward 4	12	26	80	16	64	0	0	80	0	0	0	0	0	0	0	N/A	Yes	No	Yes		
2018	Department of Housing and Community Development	9% Low Income Housing Tax Credit	Tax Credit (Federal)	Abrams Hall Senior LP	\$1,099,999	1322 Main Dr NW	Ward 4	12	26	80	16	64	0	0	80	0	0	0	0	0	0	0	N/A	Yes	No	Yes		
2018	Housing Finance Agency	HFA Revenue Bond Issuance	Revenue Bond	Dantes Partners	\$48,160,000	1400 Florida Ave NE	Ward 5	N/A	8	179	179	0	0	0	179	0	0	0	0	0	0	0	N/A	N/A	Partial - Und	Yes		
2018	Department of Housing and Community Development	Housing Production Trust Fund	HPTF Loan	Dantes Partners	\$23,261,307	1400 Florida Ave NE	Ward 5	N/A	8	179	179	0	0	0	179	0	0	0	0	0	0	0	N/A	N/A	Partial - Und	Yes		
2018	Housing Finance Agency	4% Low Income Housing Tax Credit	Tax Credit (Federal)	Dantes Partners	\$3,426,694	1400 Florida Ave NE	Ward 5	N/A	8	179	179	0	0	0	179	0	0	0	0	0	0	0	N/A	N/A	Partial - Und	Yes		
2018	None - Tax Expenditure	Real Property Tax Abatement	Tax Abatement	ARCHSTONE NORTH CAPITOL HILL	\$360,343	55 M St NE	Ward 6	N/A	N/A	N/A	N/A	N/A	N/A	N/A	N/A	N/A	N/A	N/A	N/A	N/A	N/A	N/A	N/A	N/A	N/A	N/A		
2018	None - Tax Expenditure	Real Property Tax Abatement	Tax Abatement	ARCHSTONE NORTH CAPITOL HILL LP	\$787,807	1160 1st St NE	Ward 6	N/A	N/A	N/A	N/A	N/A	N/A	N/A	N/A	N/A	N/A	N/A	N/A	N/A	N/A	N/A	N/A	N/A	N/A	N/A		
2018	Department of Housing and Community Development	Housing Production Trust Fund	HPTF Loan	HABITAT FOR HUMANITY OF WASHINGTON, D.C., INC	\$400,000	1715 28th PI SE	Ward 7	N/A	4	14	0	5	0	9	0	7	7	0	0	0	0	0	N/A	N/A	Partial - Und	Yes		
2018	Department of Housing and Community Development	Housing Production Trust Fund	HPTF Loan	Ben-E Group Cooperative Association, Inc.	\$2,517,596	4701 Benning Rd SE	Ward 7	0	N/A	29	29	3	25	1	0	14	14	0	0	0	1	0	N/A	N/A - Cancelled, No Activity, Not Awarded, On Hold	N/A	Yes		
2018	None - Tax Expenditure	Real Property Tax Abatement	Tax Abatement	BLUE SKYE DEVELOPMENT LLC	\$30,000	4427 HAYES ST NE	Ward 7	N/A	N/A	N/A	N/A	N/A	N/A	N/A	N/A	N/A	N/A	N/A	N/A	N/A	N/A	N/A	N/A	N/A	N/A	N/A		
2018	Deputy Mayor for Planning and Economic Development	Neighborhood Prosperity Fund	Grant	Addisleigh Park Washington Properties, LLC	\$700,000	1803 Rhode Island Avenue, NE	Ward 5	N/A	N/A	N/A	N/A	N/A	N/A	N/A	N/A	N/A	N/A	N/A	N/A	N/A	N/A	Commercial	N/A	N/A	N/A	N/A	NPF funding provides gap financing for commercial portions of projects	

FY	Agency	Incentive Name	Incentive Type	Recipient Name	Incentive Amount	MAR Address of Investment	MAR_Ward	Number of District Residents Employed	Number of CBEs	Total Affordable Units Produced or Preserved	30% AMI	50% AMI	60% AMI	80% AMI	1 BRs	2 BRs	3 BRs	4+ BRs	Efficiency	SRO	Unknown BRs	Amenity Produced or Enhanced	Is recipient in compliance with District resident employment requirements?	CBE Compliant?	Affordable Housing Compliance? (Covenanted)	Additional Incentive Benefits	MAR_ID
2018	None - Tax Expenditure	Real Property Tax Abatement	Tax Abatement	CI GD PARKSIDE 7 LLC	\$300,000	0600 KENILWORTH AVE NE	Ward 7	N/A	N/A	N/A	N/A	N/A	N/A	N/A	N/A	N/A	N/A	N/A	N/A	N/A	N/A	N/A	N/A	N/A	N/A		
2018	Department of Housing and Community Development	Housing Production Trust Fund	HPTF Loan	22 Atlantic Cooperative Association, Inc.	\$2,669,924	22 Atlantic Street Southeast	Ward 8	N/A	N/A	15	3	8	4	0	8	6	0	0	0	1	0	0	N/A	N/A	N/A	Yes	
2018	None - Tax Expenditure	Real Property Tax Abatement	Tax Abatement	DC STADIUM LLC	\$100,326	R ST SW	Ward 2	N/A	43	N/A	N/A	N/A	N/A	N/A	N/A	N/A	N/A	N/A	N/A	N/A	N/A	N/A	N/A	Yes	N/A	Construction of DC United Soccer Stadium	
2018	None - Tax Expenditure	Real Property Tax Abatement	Tax Abatement	DC STADIUM LLC	\$1,425,435	1930 1ST ST SW	Ward 6	N/A	43	N/A	N/A	N/A	N/A	N/A	N/A	N/A	N/A	N/A	N/A	N/A	N/A	N/A	N/A	Yes	N/A	Construction of DC United Soccer Stadium	
2018	Housing Finance Agency	HFA Revenue Bond Issuance	Revenue Bond	Vesta Corporation	\$11,310,000	2306 Hartford St SE	Ward 8	N/A	11	94	10	84	0	0	1	25	68	0	0	0	0	0	N/A	N/A	No	Yes	
2018	Department of Housing and Community Development	Housing Production Trust Fund	HPTF Loan	Vesta Maplewood LLC	\$6,695,000	2306 Hartford St SE	Ward 8	N/A	11	94	10	84	0	0	1	25	68	0	0	0	0	0	N/A	N/A	No	Yes	
2018	Housing Finance Agency	4% Low Income Housing Tax Credit	Tax Credit (Federal)	Vesta Maplewood LLC	\$703,951	2306 Hartford St SE	Ward 8	N/A	11	94	10	84	0	0	1	25	68	0	0	0	0	0	N/A	N/A	No	Yes	
2018	Department of Housing and Community Development	Housing Production Trust Fund	HPTF Loan	E Street Cooperative Association, Inc.	\$1,221,261	1431 E Street Northeast	Ward 6	2	7	10	10	1	0	3	6	10	0	0	0	0	0	0	N/A	No	No	Yes	
2018	Housing Finance Agency	HFA Revenue Bond Issuance	Revenue Bond	NHP/DCHFA/Woodmont Crossing United Tenants Assoc.	\$25,543,000	2327 Good Hope Rd SE	Ward 8	2	5	176	0	0	176	0	0	120	56	0	0	0	0	0	N/A	Yes	Yes	Yes	
2018	Department of Housing and Community Development	9% Low Income Housing Tax Credit	Tax Credit (Federal)	FC 227, LLC	\$465,330	227 Tingey St SE	Ward 6	18	19	53	0	53	0	0	30	18	0	0	0	5	0	0	N/A	In Progress	Partial - Und	Yes	
2018	Housing Finance Agency	HFA Revenue Bond Issuance	Revenue Bond	FC 227, LLC	\$50,000,000	227 Tingey St SE	Ward 6	18	19	53	0	53	0	0	30	18	0	0	0	5	0	0	N/A	In Progress	Partial - Und	Yes	
2018	Housing Finance Agency	4% Low Income Housing Tax Credit	Tax Credit (Federal)	FC 227, LLC	\$465,330	227 Tingey St SE	Ward 6	18	19	53	0	53	0	0	30	18	0	0	0	5	0	0	N/A	In Progress	Partial - Und	Yes	
2018	Deputy Mayor for Planning and Economic Development	Neighborhood Prosperity Fund	Grant	Organizing Neighborhood Equity	\$700,000	2500 Martin Luther King, Jr. Avenue, SE	Ward 8	N/A	N/A	N/A	N/A	N/A	N/A	N/A	N/A	N/A	N/A	N/A	N/A	N/A	N/A	Commercial	N/A	N/A	N/A	N/A	NPF funding provides gap financing for commercial portions of projects
2018	Department of Housing and Community Development	Housing Production Trust Fund	HPTF Loan	BCC Preservation Fund I, LLC.	\$900,000	2530 Park Pl SE	Ward 7	N/A	N/A	21	0	21	0	0	21	0	0	0	0	0	0	0	N/A	N/A	N/A	Yes	
2018	Housing Finance Agency	HFA Revenue Bond Issuance	Revenue Bond	District of Columbia Housing Authority / Capital Housing Partners LLC	\$38,041,000	2841 Robinson Pl SE	Ward 8	N/A	15	220	137	15	122	0	0	63	59	15	0	0	0	N/A	N/A	No	Yes		

FY	Agency	Incentive Name	Incentive Type	Recipient Name	Incentive Amount	MAR Address of Investment	MAR_Ward	Number of District Residents Employed	Number of CBEs	Total Affordable Units Produced or Preserved	30% AMI	50% AMI	60% AMI	80% AMI	1 BRs	2 BRs	3 BRs	4+ BRs	Efficiency	SRO	Unknown BRs	Amenity Produced or Enhanced	Is recipient in compliance with District resident employment requirements?	CBE Compliant?	Affordable Housing Compliance? (Covenanted)	Additional Incentive Benefits	MAR_ID	
2018	Department of Housing and Community Development	Housing Production Trust Fund	HPTF Loan	Parkway Overlook II LP	\$20,100,000	2841 Robinson Pl SE	Ward 8	N/A	15	220	137	15	122	0	0	63	59	15	0	0	0	N/A	N/A	No	Yes			
2018	Housing Finance Agency	4% Low Income Housing Tax Credit	Tax Credit (Federal)	Parkway Overlook II LP	\$2,790,499	2841 Robinson Pl SE	Ward 8	N/A	15	220	137	15	122	0	0	63	59	15	0	0	0	N/A	N/A	No	Yes			
2018	Department of Housing and Community Development	Housing Production Trust Fund	HPTF Loan	Liberty Place Apartments LLC	\$9,248,431	881 3rd St NW	Ward 6	0	9	71	14	53	4	0	56	7	0	0	8	0	0	N/A	In Progress	Partial - Und	Yes			
2018	Housing Finance Agency	4% Low Income Housing Tax Credit	Tax Credit (Federal)	Liberty Place Apartments LLC	\$1,192,983	881 3rd St NW	Ward 6	0	9	71	14	53	4	0	56	7	0	0	8	0	0	N/A	In Progress	Partial - Und	Yes			
2018	Department of Housing and Community Development	Housing Production Trust Fund	HPTF Loan	301 Delafield NW LLC	\$2,996,612	301 Delafield Pl NW	Ward 4	N/A	N/A	23	7	9	0	7	20	1	0	0	2	0	0	N/A	N/A	N/A	Yes			
2018	None - Tax Expenditure	Real Property Tax Abatement	Tax Abatement	MANGER 8-10-34 TRUST PARTNERS LLC	\$700,000	1331 L ST NW	Ward 2	N/A	N/A	N/A	N/A	N/A	N/A	N/A	N/A	N/A	N/A	N/A	N/A	N/A	N/A	N/A	N/A	N/A	N/A			
2018	Department of Housing and Community Development	Housing Production Trust Fund	HPTF Loan	Manna, Inc.	\$508,950	812 T St NW	Ward 1	0	5	4	0	0	4	0	0	0	4	0	0	0	0	0	N/A	N/A - Cancelled, No Activity, Not Awarded, On Hold	Yes	Yes		
2018	Housing Finance Agency	HFA Revenue Bond Issuance	Revenue Bond	MRP Realty Partners/Taylor Adams Associates	\$21,500,000	3534 East Capitol St NE	Ward 7	0	26	137	15	122	0	0	63	59	15	0	0	0	0	0	N/A	In Progress	Partial - Und	Yes		
2018	Department of Housing and Community Development	Housing Production Trust Fund	HPTF Loan	MRP Realty Partners/Taylor Adams Associates	\$19,665,633	3534 East Capitol St NE	Ward 7	0	26	137	15	122	0	0	63	59	15	0	0	0	0	0	N/A	In Progress	Partial - Und	Yes		
2018	Housing Finance Agency	4% Low Income Housing Tax Credit	Tax Credit (Federal)	MRP Realty Partners/Taylor Adams Associates	\$1,471,279	3534 East Capitol St NE	Ward 7	0	26	137	15	122	0	0	63	59	15	0	0	0	0	0	N/A	In Progress	Partial - Und	Yes		
2018	Department of Housing and Community Development	Housing Production Trust Fund	HPTF Loan	Milestone Senior Owner LLC	\$6,909,668	3539 A St SE	Ward 7	N/A	14	60	15	45	0	0	45	7	0	0	8	0	0	N/A	N/A	No	Yes			
2018	Department of Housing and Community Development	9% Low Income Housing Tax Credit	Tax Credit (Federal)	Milestone Senior Owner LLC	\$999,999	3539 A St SE	Ward 7	N/A	14	60	15	45	0	0	45	7	0	0	8	0	0	N/A	N/A	No	Yes			



FY	Agency	Incentive Name	Incentive Type	Recipient Name	Incentive Amount	MAR Address of Investment	MAR_Ward	Number of District Residents Employed	Number of CBEs	Total Affordable Units Produced or Preserved	30% AMI	50% AMI	60% AMI	80% AMI	1 BRs	2 BRs	3 BRs	4+ BRs	Efficiency	SRO	Unknown BRs	Amenity Produced or Enhanced	Is recipient in compliance with District resident employment requirements?	CBE Compliant?	Affordable Housing Compliance? (Covenanted)	Additional Incentive Benefits	MAR_ID
2018	Deputy Mayor for Planning and Economic Development	Industrial Revenue Bond	Revenue Bond	Sidwell Friends School	\$24,500,000	3825 Wisconsin Ave., NW	Ward 3	N/A	N/A	N/A	N/A	N/A	N/A	N/A	N/A	N/A	N/A	N/A	N/A	N/A	N/A	Acquisition	N/A	N/A	N/A	the acquisition and renovations of 3720 Upton Street, NW (Lot 1825, Square 0818), for school use, including furniture, fixtures, and equipment, land improvements and related expenditures,	
2018	Department of Housing and Community Development	Housing Production Trust Fund	HPTF Loan	Belmont Crossing Partners, LLC	\$8,000,000	4201 7th St SE	Ward 8	N/A	N/A	275	0	0	275	0	114	124	25	0	12	0	0	N/A	N/A	N/A	Yes		
2018	Department of Housing and Community Development	Housing Production Trust Fund	HPTF Loan	Transitional Housing Corporation dba, Housing Up	\$1,155,369	4506 Georgia Ave NW	Ward 4	N/A	N/A	12	12	12	0	0	0	0	10	2	0	0	0	N/A	N/A	N/A	Yes		
2018	Department of Housing and Community Development	Housing Production Trust Fund	HPTF Loan	Tivoli Gardens Owner LLC	\$2,572,500	4811-4819 North Capitol St NE	Ward 4	N/A	N/A	49	4	8	37	0	49	0	0	0	0	0	0	N/A	N/A	N/A	Yes		
2018	Department of Housing and Community Development	Housing Production Trust Fund	HPTF Loan	Amber Overlook LLC	\$5,872,431	4922-5000 CALL PLACE SE	Ward 7	N/A	9	32	32	0	6	0	26	6	0	24	2	0	0		N/A	Partial - Unde	Yes		
2018	Department of Housing and Community Development	Housing Production Trust Fund	HPTF Loan	Phoenix Cooperative Assn.	\$1,371,913	505 Jefferson St NW	Ward 4	N/A	N/A	20	13	5	0	2	14	6	0	0	0	0	0	N/A	N/A	N/A	Yes		
2018	Deputy Mayor for Planning and Economic Development	Neighborhood Prosperity Fund	Grant	The NHP Foundation	\$700,000	5131 Nannie Helen Burroughs Ave, NE	Ward 7	N/A	N/A	N/A	N/A	N/A	N/A	N/A	N/A	N/A	N/A	N/A	N/A	N/A	N/A	Commercial	N/A	N/A	N/A	NPF funding provides gap financing for commercial portions of projects	
2018	Department of Housing and Community Development	Housing Production Trust Fund	HPTF Loan	5400 5th Street, NW, LLC	\$1,395,086	5400 5th St NW	Ward 4	N/A	N/A	20	5	8	4	3	0	20	0	0	0	0	0	N/A	N/A	N/A	Yes		

FY	Agency	Incentive Name	Incentive Type	Recipient Name	Incentive Amount	MAR Address of Investment	MAR_Ward	Number of District Residents Employed	Number of CBEs	Total Affordable Units Produced or Preserved	30% AMI	50% AMI	60% AMI	80% AMI	1 BRs	2 BRs	3 BRs	4+ BRs	Efficiency	SRO	Unknown BRs	Amenity Produced or Enhanced	Is recipient in compliance with District resident employment requirements?	CBE Compliant?	Affordable Housing Compliance? (Covenanted)	Additional Incentive Benefits	MAR_ID
2018	Deputy Mayor for Planning and Economic Development	Land Disposition Agreement	Land Disposition	Sherman Avenue LLC	\$6,066,000	965 Florida Ave NW	Ward 1	53	11	126												N/A	In Progress	Partial - Und	Yes	The developer will provide over \$3.4M in public benefits including funding for (1) a Local Retail Assistance Program, (2) a Business Incubator Program with a local university, and (3) a \$200,000 community	
2018	Deputy Mayor for Planning and Economic Development	Tax Increment Financing	TIF	Skyland Holdings LLC	\$40,000,000	2646 Naylor Road SE, Washington, District of Columbia 20020	Ward 7	74	9	131	115	0	16	0	ND	ND	ND	ND	ND	ND	ND	N/A	In Progress	Partial - Und	Yes	Development Program: - 362 total apartment units (131 total affordable units which includes 100 PHS units) - 25,678 sq. ft retail - 156 parking spots for retail and apartments - Green	
2018	Department of Housing and Community Development	Housing Production Trust Fund	HPTF Loan	Wesley Brookland, LLC	\$8,825,000	617 Hamlin St NE	Ward 5	N/A	9	80	15	0	65	0	80	0	0	0	0	0	0	N/A	N/A	Partial - Und	Yes		
2018	Department of Housing and Community Development	9% Low Income Housing Tax Credit	Tax Credit (Federal)	Wesley Brookland, LLC	\$689,100	617 Hamlin St NE	Ward 5	N/A	9	80	15	0	65	0	80	0	0	0	0	0	0	N/A	N/A	Partial - Und	Yes		
2018	Housing Finance Agency	HFA Revenue Bond Issuance	Revenue Bond	Wesley Housing Development Corporation	\$10,190,000	617 Hamlin St NE	Ward 5	N/A	9	80	15	0	65	0	80	0	0	0	0	0	0	N/A	N/A	Partial - Und	Yes		
2018	None - Tax Expenditure	Real Property Tax Abatement	Tax Abatement	STEUART H STREET LLC	\$301,809	300 - 380 H ST NE	Ward 6	N/A	N/A	N/A	N/A	N/A	N/A	N/A	N/A	N/A	N/A	N/A	N/A	N/A	N/A	N/A	N/A	N/A	N/A		
2018	None - Tax Expenditure	Real Property Tax Abatement	Tax Abatement	T-C REPUBLIC SQUARE OWNER LLC	\$109,968	25 MASSACHUSETTS AVE NW	Ward 6	N/A	N/A	N/A	N/A	N/A	N/A	N/A	N/A	N/A	N/A	N/A	N/A	N/A	N/A	N/A	N/A	N/A	N/A		
2018	None - Tax Expenditure	Real Property Tax Abatement	Tax Abatement	THE FLATS 130 DC RESIDENTIAL LLC	\$645,487	130 M St NE	Ward 6	N/A	N/A	N/A	N/A	N/A	N/A	N/A	N/A	N/A	N/A	N/A	N/A	N/A	N/A	N/A	N/A	N/A	N/A		
2018	Department of Housing and Community Development	Housing Production Trust Fund	HPTF Loan	710 Unidos Cooperative	\$1,906,250	710 Jefferson St NW	Ward 4	N/A	N/A	14	5	7	0	2	11	3	0	0	0	0	0	N/A	N/A	N/A	Yes		

FY	Agency	Incentive Name	Incentive Type	Recipient Name	Incentive Amount	MAR Address of Investment	MAR_Ward	Number of District Residents Employed	Number of CBEs	Total Affordable Units Produced or Preserved	30% AMI	50% AMI	60% AMI	80% AMI	1 BRs	2 BRs	3 BRs	4+ BRs	Efficiency	SRO	Unknown BRs	Amenity Produced or Enhanced	Is recipient in compliance with District resident employment requirements?	CBE Compliant?	Affordable Housing Compliance? (Covenanted)	Additional Incentive Benefits	MAR_ID
2018	None - Tax Expenditure	Real Property Tax Abatement	Tax Abatement	THE METROPOLITAN COMMUNITY CHURCH OF WASHINGTON	\$85,653	0472 RIDGE ST NW	Ward 6	N/A	N/A	N/A	N/A	N/A	N/A	N/A	N/A	N/A	N/A	N/A	N/A	N/A	N/A	N/A	N/A	N/A	N/A		
2018	Housing Finance Agency	HFA Revenue Bond Issuance	Revenue Bond	The Foundation	\$39,000,000	800 6th St NW	Ward 2	N/A	5	153	0	153	0	0	134	18	0	0	0	0	0	0	N/A	N/A	Yes	Yes	
2018	None - Tax Expenditure	Real Property Tax Abatement	Tax Abatement	UNION PLACE PHASE I LLC	\$356,805	250 K ST NE	Ward 6	N/A	N/A	N/A	N/A	N/A	N/A	N/A	N/A	N/A	N/A	N/A	N/A	N/A	N/A	N/A	N/A	N/A	N/A		
2018	None - Tax Expenditure	Real Property Tax Abatement	Tax Abatement	UNITED NEGRO COLLEGE FUND INC	\$424,360	1805 7TH ST NW 100	Ward 1	N/A	N/A	N/A	N/A	N/A	N/A	N/A	N/A	N/A	N/A	N/A	N/A	N/A	N/A	N/A	N/A	N/A	N/A		
2018	Housing Finance Agency	4% Low Income Housing Tax Credit	Tax Credit (Federal)	Wah Luck House Preservation LLC	\$2,304,806	800 6th St NW	Ward 2	N/A	5	153	0	153	0	0	134	18	0	0	0	0	0	0	N/A	N/A	Yes	Yes	
2018	Housing Finance Agency	HFA Revenue Bond Issuance	Revenue Bond	NHT/IBF	\$16,800,000	881 3rd St NW	Ward 6	0	9	71	14	53	4	0	56	7	0	0	8	0	0	0	N/A	In Progress	Partial - Und	Yes	
2018	Department of Housing and Community Development	Housing Production Trust Fund	HPTF Loan	Capitol Vista Community Partners, LLC.	\$18,006,741	888 New Jersey Ave NW	Ward 6	N/A	11	104	21	83	0	0	62	31	0	0	11	0	0	0	N/A	N/A	Partial - Und	Yes	
2018	Housing Finance Agency	4% Low Income Housing Tax Credit	Tax Credit (Federal)	Capitol Vista Community Partners, LLC.	\$1,028,112	888 New Jersey Ave NW	Ward 6	N/A	11	104	21	83	0	0	62	31	0	0	11	0	0	0	N/A	N/A	Partial - Und	Yes	
2018	Housing Finance Agency	HFA Revenue Bond Issuance	Revenue Bond	Dantes Partners	\$25,235,000	888 New Jersey Ave NW	Ward 6	N/A	11	104	21	83	0	0	62	31	0	0	11	0	0	0	N/A	N/A	Partial - Und	Yes	
2018	Housing Finance Agency	HFA Revenue Bond Issuance	Revenue Bond	WinnDevelopment Company LP	\$12,999,000	908 Eastern Ave NE	Ward 7	0	7	97	0	0	72	24	50	47	0	0	0	0	0	0	N/A	Yes	Yes	Yes	
2018	Department of Housing and Community Development	Housing Production Trust Fund	HPTF Loan	WinnDevelopment Company LP	\$12,924,375	908 Eastern Ave NE	Ward 7	0	7	97	0	0	72	24	50	47	0	0	0	0	0	0	N/A	Yes	Yes	Yes	
2018	Housing Finance Agency	4% Low Income Housing Tax Credit	Tax Credit (Federal)	Woodmont Crossing United Tenant Association	\$1,328,748	2327 Good Hope Rd SE	Ward 8	2	5	176	0	0	176	0	0	120	56	0	0	0	0	0	N/A	Yes	Yes	Yes	
2018	Deputy Mayor for Planning and Economic Development	New Communities Initiative	Grant	Far SE Family Strengthening Collaborative	\$515,000	2041 MARTIN LUTHER KING JR AVENUE SE	Ward 8																				278056
2019	None - Tax Expenditure	Tax Exemption	Tax Exemption	ABRAMS HALL SENIOR LP	\$918,902	6900 Georgia Ave NW		N/A	N/A	N/A	N/A	N/A	N/A	N/A	N/A	N/A	N/A	N/A	N/A	N/A	N/A	N/A	N/A	N/A	N/A		
2019	None - Tax Expenditure	Tax Exemption	Tax Exemption	ASBURY DWELLINGS INC	\$203,103	1616 MARION ST NW	Ward 6	N/A	N/A	N/A	N/A	N/A	N/A	N/A	N/A	N/A	N/A	N/A	N/A	N/A	N/A	N/A	N/A	N/A	N/A		
2019	None - Tax Expenditure	Tax Exemption	Tax Exemption	HIGHLAND PARK WEST INVESTORS LLC	\$219,223	1444 IRVING ST NW	Ward 1	N/A	N/A	N/A	N/A	N/A	N/A	N/A	N/A	N/A	N/A	N/A	N/A	N/A	N/A	N/A	N/A	N/A	N/A		
2019	None - Tax Expenditure	Tax Exemption	Tax Exemption	Kenilworth Ave Apartments LLC	\$158,278	800 Kenilworth Ave NE	Ward 7	N/A	N/A	N/A	N/A	N/A	N/A	N/A	N/A	N/A	N/A	N/A	N/A	N/A	N/A	N/A	N/A	N/A	N/A		
2019	None - Tax Expenditure	Tax Exemption	Tax Exemption	R-2 BENNING RESIDENTIAL LLC	\$146,458	0120 45TH ST NE		N/A	N/A	N/A	N/A	N/A	N/A	N/A	N/A	N/A	N/A	N/A	N/A	N/A	N/A	N/A	N/A	N/A	N/A		
2019	None - Tax Expenditure	Tax Exemption	Tax Exemption	THE PHILLIPS COLLECTION	\$450,533	1600 21ST ST NW	Ward 2	N/A	N/A	N/A	N/A	N/A	N/A	N/A	N/A	N/A	N/A	N/A	N/A	N/A	N/A	N/A	N/A	N/A	N/A		
2019	None - Tax Expenditure	Tax Exemption	Tax Exemption	00003 LANSBURGH THEATER INC	\$540,873	450 7TH ST NW	Ward 2	N/A	N/A	N/A	N/A	N/A	N/A	N/A	N/A	N/A	N/A	N/A	N/A	N/A	N/A	N/A	N/A	N/A	N/A		
2019	None - Tax Expenditure	Tax Exemption	Tax Exemption	1 SQUARE 882N AFFORDABLE LP	\$96,613	0601 L ST SE	Ward 6	N/A	N/A	N/A	N/A	N/A	N/A	N/A	N/A	N/A	N/A	N/A	N/A	N/A	N/A	N/A	N/A	N/A	N/A		

FY	Agency	Incentive Name	Incentive Type	Recipient Name	Incentive Amount	MAR Address of Investment	MAR_Ward	Number of District Residents Employed	Number of CBEs	Total Affordable Units Produced or Preserved	30% AMI	50% AMI	60% AMI	80% AMI	1 BRs	2 BRs	3 BRs	4+ BRs	Efficiency	SRO	Unknown BRs	Amenity Produced or Enhanced	Is recipient in compliance with District resident employment requirements?	CBE Compliant?	Affordable Housing Compliance? (Covenanted)	Additional Incentive Benefits	MAR_ID	
2019	Department of Housing and Community Development	Housing Production Trust Fund	HPTF Loan	St. Elizabeths I LP	\$28,792,923	1100 Alabama Ave SE	Ward 8	N/A	10	202	19	183	0	0	88	35	70	0		9	0	0	N/A	In Progress	Partial - Und	Yes		
2019	Deputy Mayor for Planning and Economic Development	Legacy Business	Grant	1213 U Street LLC,	\$1,000,000	1214 U st, NW Washington, DC	Ward 1	0	N/A	N/A	N/A	N/A	N/A	N/A	N/A	N/A	N/A	N/A	N/A	N/A	N/A	Restaurant a	In Progress	Yes	N/A	work Description Restaurant area demolition and upgrades Upgraded Commercial Kitchen Equipment: Floor Installations IT/AV Equipment Upgrades Upstairs Office Renovations		
2019	None - Tax Expenditure	Tax Exemption	Tax Exemption	1330 SEVENTH STREET LIMITED PARTNERSHIP	\$653,739	1330 7TH ST NW	Ward 6	N/A	N/A	N/A	N/A	N/A	N/A	N/A	N/A	N/A	N/A	N/A	N/A	N/A	N/A	N/A	N/A	N/A	N/A	N/A		
2019	None - Tax Expenditure	Real Property Tax Abatement	Tax Abatement	151 Q STREET RESIDENTIAL LLC	\$1,613,705	150 Q St NE	Ward 5	N/A	N/A	N/A	N/A	N/A	N/A	N/A	N/A	N/A	N/A	N/A	N/A	N/A	N/A	N/A	N/A	N/A	N/A	N/A		
2019	Housing Finance Agency	4% Low Income Housing Tax Credit	Tax Credit (Federal)	St. Elizabeths I LP	\$3,041,359	1100 Alabama Ave SE	Ward 8	N/A	10	202	19	183	0	0	88	35	70	0		9	0	0	N/A	In Progress	Partial - Und	Yes		
2019	Housing Finance Agency	HFA Revenue Bond	Revenue Bond	St. Elizabeth's I LP	\$52,400,000	1100 Alabama Ave SE	Ward 8	N/A	10	202	19	183	0	0	88	35	70	0		9	0	0	N/A	In Progress	Partial - Und	Yes		
2019	None - Tax Expenditure	Real Property Tax Abatement	Tax Abatement	2 M STREET REDEVELOPMENT LLC	\$769,349	2 M ST NE	Ward 6	N/A	N/A	N/A	N/A	N/A	N/A	N/A	N/A	N/A	N/A	N/A	N/A	N/A	N/A	N/A	N/A	N/A	N/A	N/A		
2019	None - Tax Expenditure	Tax Exemption	Tax Exemption	2 SQUARE 769N AFFORDABLE OWNER LLC	\$88,732	1100 2ND PL SE	Ward 6	N/A	N/A	N/A	N/A	N/A	N/A	N/A	N/A	N/A	N/A	N/A	N/A	N/A	N/A	N/A	N/A	N/A	N/A	N/A		
2019	Housing Finance Agency	HFA Revenue Bond	Revenue Bond	Mass Place Apartments, LLC	\$18,500,000	1111 Massachusetts Ave NW	Ward 2	0	1	160	0	0	160	0	9	0	0	0		151	0	0	N/A	N/A - Cancelled, No Activity, Not Awarded, On Hold	No	Yes		
2019	None - Tax Expenditure	Real Property Tax Abatement	Tax Abatement	2300 PENNSYLVANIA AVENUE LLC	\$122,483	2323 PENNSYLVANIA AVE SE	Ward 7	N/A	N/A	N/A	N/A	N/A	N/A	N/A	N/A	N/A	N/A	N/A	N/A	N/A	N/A	N/A	N/A	N/A	N/A	N/A		
2019	None - Tax Expenditure	Tax Exemption	Tax Exemption	2321 4TH STREET LLC	\$402,717	2321 4TH ST NE	Ward 5	N/A	N/A	N/A	N/A	N/A	N/A	N/A	N/A	N/A	N/A	N/A	N/A	N/A	N/A	N/A	N/A	N/A	N/A	N/A		
2019	None - Tax Expenditure	Real Property Tax Abatement	Tax Abatement	2700 CONECTICUT AVENUE LLC	\$137,833	2700 CONNECTICUT AVE NW	Ward 3	N/A	N/A	N/A	N/A	N/A	N/A	N/A	N/A	N/A	N/A	N/A	N/A	N/A	N/A	N/A	N/A	N/A	N/A	N/A		
2019	Department of Housing and Community Development	Housing Preservation Fund	HPF Loan	3218 Wisconsin Avenue Cooperative	\$982,300	3218 Wisconsin Avenue NW	Ward 3	N/A	N/A	10	7	0	0	1	3	ND	ND	ND	ND	ND	ND	N/A	N/A	N/A	Yes			
2019	None - Tax Expenditure	Tax Exemption	Tax Exemption	3232 GEORGIA RESIDENTIAL LLC	\$122,522	3232 GEORGIA AVE NW		N/A	N/A	N/A	N/A	N/A	N/A	N/A	N/A	N/A	N/A	N/A	N/A	N/A	N/A	N/A	N/A	N/A	N/A	N/A		

FY	Agency	Incentive Name	Incentive Type	Recipient Name	Incentive Amount	MAR Address of Investment	MAR_Ward	Number of District Residents Employed	Number of CBEs	Total Affordable Units Produced or Preserved	30% AMI	50% AMI	60% AMI	80% AMI	1 BRs	2 BRs	3 BRs	4+ BRs	Efficiency	SRO	Unknown BRs	Amenity Produced or Enhanced	Is recipient in compliance with District resident employment requirements?	CBE Compliant?	Affordable Housing Compliance? (Covenanted)	Additional Incentive Benefits	MAR_ID
2019	None - Tax Expenditure	Real Property Tax Abatement	Tax Abatement	3910 GEORGIA AVE ASSOCIATES LP 1-A	\$178,698	3910 - 3912 GEORGIA AVE NW	Ward 4	N/A	N/A	N/A	N/A	N/A	N/A	N/A	N/A	N/A	N/A	N/A	N/A	N/A	N/A	N/A	N/A	N/A	N/A		
2019	Deputy Mayor for Planning and Economic Development	Neighborhood Prosperity Fund	Grant	H.E.P. Construction	\$350,000	1228 Good Hope Road, SE,	Ward 8	N/A	N/A	N/A	N/A	N/A	N/A	N/A	N/A	N/A	N/A	N/A	N/A	N/A	N/A	Commercial	N/A	N/A	N/A	NPF funding provides gap financing for commercial portions of projects	
2019	None - Tax Expenditure	Real Property Tax Abatement	Tax Abatement	4000 MASSACHUSETTS AV LLC	\$1,754,922	4000 MASSACHUSETTS AVE NW	Ward 3	N/A	N/A	N/A	N/A	N/A	N/A	N/A	N/A	N/A	N/A	N/A	N/A	N/A	N/A	N/A	N/A	N/A	N/A		
2019	None - Tax Expenditure	Real Property Tax Abatement	Tax Abatement	4100 GEORGIA AVE LIMITED PARTNERSHIP	\$143,277	4100 GEORGIA AVE NW	Ward 4	N/A	N/A	N/A	N/A	N/A	N/A	N/A	N/A	N/A	N/A	N/A	N/A	N/A	N/A	N/A	N/A	N/A	N/A		
2019	None - Tax Expenditure	Tax Exemption	Tax Exemption	4100 Georgia Ave Limited Partnership	\$143,277	4100 Georgia Ave NW	Ward 4	N/A	N/A	N/A	N/A	N/A	N/A	N/A	N/A	N/A	N/A	N/A	N/A	N/A	N/A	N/A	N/A	N/A	N/A		
2019	None - Tax Expenditure	Tax Exemption	Tax Exemption	4236 4TH STREET SE LLC	\$84,522	4232 - 4238 4TH ST SE	Ward 8	N/A	N/A	N/A	N/A	N/A	N/A	N/A	N/A	N/A	N/A	N/A	N/A	N/A	N/A	N/A	N/A	N/A	N/A		
2019	None - Tax Expenditure	Tax Exemption	Tax Exemption	4800 NHB LP	\$440,496	4800 NANNIE HELEN BURROUGHS AVE NE	Ward 7	N/A	N/A	N/A	N/A	N/A	N/A	N/A	N/A	N/A	N/A	N/A	N/A	N/A	N/A	N/A	N/A	N/A	N/A		
2019	Housing Finance Agency	HFA Revenue Bond	Revenue Bond	555 E Street SW Seniors LLC	\$12,000,000	555 E St SW	Ward 6	4	N/A	58	15	43	0	0	41	0	0	0	0	17	0	0	N/A	In Progress	N/A	Yes	
2019	Department of Housing and Community Development	Housing Production Trust Fund	HPTF Loan	555 E Street SW Seniors LLC	\$10,947,095	555 E St SW	Ward 6	4	N/A	58	15	43	0	0	41	0	0	0	0	17	0	0	N/A	In Progress	N/A	Yes	
2019	Housing Finance Agency	4% Low Income Housing Tax Credit	Tax Credit (Federal)	555 E Street SW Seniors LLC	\$610,832	555 E St SW	Ward 6	4	N/A	58	15	43	0	0	41	0	0	0	0	17	0	0	N/A	In Progress	N/A	Yes	
2019	Department of Housing and Community Development	Housing Preservation Fund	HPF Loan	5912 Missouri Avenue Cooperative	\$845,987	5912 14th St., NW	Ward 4	N/A	N/A	22	1	0	15	0	4	ND	ND	ND	ND	ND	ND	N/A	N/A	N/A	Yes		
2019	None - Tax Expenditure	Tax Exemption	Tax Exemption	800 SOUTHERN AVENUE LLC	\$227,834	800 SOUTHERN AVE SE	Ward 8	N/A	N/A	N/A	N/A	N/A	N/A	N/A	N/A	N/A	N/A	N/A	N/A	N/A	N/A	N/A	N/A	N/A	N/A		
2019	None - Tax Expenditure	Real Property Tax Abatement	Tax Abatement	801 NEW JERSEY PHASE 1 LLC	\$1,068,416	77 H ST NW	Ward 6	N/A	N/A	N/A	N/A	N/A	N/A	N/A	N/A	N/A	N/A	N/A	N/A	N/A	N/A	N/A	N/A	N/A	N/A		
2019	None - Tax Expenditure	Real Property Tax Abatement	Tax Abatement	801 NEW JERSEY PHASE 1 LLC	\$868,767	77 H ST NW	Ward 6	N/A	N/A	N/A	N/A	N/A	N/A	N/A	N/A	N/A	N/A	N/A	N/A	N/A	N/A	N/A	N/A	N/A	N/A		
2019	Housing Finance Agency	HFA Revenue Bond	Revenue Bond	Ainger Place Associates, LLC	\$13,750,000	2412 Ainger Pl SE	Ward 8	0	14	72	18	54	0	0	34	30	8	0	0	0	0	0	N/A	In Progress	Partial - Und	Yes	
2019	Housing Finance Agency	4% Low Income Housing Tax Credit	Tax Credit (Federal)	Ainger Place Associates, LLC	\$833,226	2412 Ainger Pl SE	Ward 8	0	14	72	18	54	0	0	34	30	8	0	0	0	0	0	N/A	In Progress	Partial - Und	Yes	
2019	Department of Housing and Community Development	Housing Production Trust Fund	HPTF Loan	Ainger Place Associates, LLC	\$10,691,242	2412 Ainger Pl SE	Ward 8	0	14	72	18	54	0	0	34	30	8	0	0	0	0	0	N/A	In Progress	Partial - Und	Yes	
2019	None - Tax Expenditure	Tax Exemption	Tax Exemption	Alabama Affordable Housing L P	\$89,714	2513 Alabama Ave SE	Ward 8	N/A	N/A	N/A	N/A	N/A	N/A	N/A	N/A	N/A	N/A	N/A	N/A	N/A	N/A	N/A	N/A	N/A	N/A		

FY	Agency	Incentive Name	Incentive Type	Recipient Name	Incentive Amount	MAR Address of Investment	MAR_Ward	Number of District Residents Employed	Number of CBEs	Total Affordable Units Produced or Preserved	30% AMI	50% AMI	60% AMI	80% AMI	1 BRs	2 BRs	3 BRs	4+ BRs	Efficiency	SRO	Unknown BRs	Amenity Produced or Enhanced	Is recipient in compliance with District resident employment requirements?	CBE Compliant?	Affordable Housing Compliance? (Covenanted)	Additional Incentive Benefits	MAR_ID
2019	None - Tax Expenditure	Qualified Supermarket Tax Incentive	Tax Exemption	Aldi Inc.	\$155,036	901 17th Street NE	Ward 5	N/A	N/A	N/A	N/A	N/A	N/A	N/A	N/A	N/A	N/A	N/A	N/A	N/A	N/A	N/A	N/A	N/A	N/A		
2019	None - Tax Expenditure	Tax Exemption	Tax Exemption	American College of Cardiology Foundation	\$1,605,093	2400 N ST NW	Ward 2	N/A	N/A	N/A	N/A	N/A	N/A	N/A	N/A	N/A	N/A	N/A	N/A	N/A	N/A	N/A	N/A	N/A	N/A		
2019	None - Tax Expenditure	Tax Exemption	Tax Exemption	APA 750 LLC	\$761,794	750 First St NE	Ward 6	N/A	N/A	N/A	N/A	N/A	N/A	N/A	N/A	N/A	N/A	N/A	N/A	N/A	N/A	N/A	N/A	N/A	N/A		
2019	None - Tax Expenditure	Real Property Tax Abatement	Tax Abatement	ARCHSTONE NORTH CAPITOL HILL	\$1,086,522	55 M ST NE	Ward 6	N/A	N/A	N/A	N/A	N/A	N/A	N/A	N/A	N/A	N/A	N/A	N/A	N/A	N/A	N/A	N/A	N/A	N/A		
2019	None - Tax Expenditure	Real Property Tax Abatement	Tax Abatement	ARCHSTONE NORTH CAPITOL HILL LP	\$1,666,945	1160 1st St NE	Ward 6	N/A	N/A	N/A	N/A	N/A	N/A	N/A	N/A	N/A	N/A	N/A	N/A	N/A	N/A	N/A	N/A	N/A	N/A		
2019	None - Tax Expenditure	Tax Exemption	Tax Exemption	Atlantic Terrace LTD	\$95,072	4301 3rd ST SE	Ward 8	N/A	N/A	N/A	N/A	N/A	N/A	N/A	N/A	N/A	N/A	N/A	N/A	N/A	N/A	N/A	N/A	N/A	N/A		
2019	None - Tax Expenditure	Tax Exemption	Tax Exemption	ATLAS PERFORMING ARTS CENTER	\$594,159	1313 - 1333 H ST NE	Ward 6	N/A	N/A	N/A	N/A	N/A	N/A	N/A	N/A	N/A	N/A	N/A	N/A	N/A	N/A	N/A	N/A	N/A	N/A		
2019	Department of Housing and Community Development	Housing Preservation Fund	HPF Loan	Banneker Ventures (sponsor)	\$640,000	1101 Euclid NW	Ward 1	N/A	N/A	34	15	0	8	0	11	ND	ND	ND	ND	ND	ND	N/A	N/A	N/A	Yes		
2019	None - Tax Expenditure	Real Property Tax Abatement	Tax Abatement	BCB APARTMENTS LLC	\$121,662	5432 CONNECTICUT AVE NW	Ward 3	N/A	N/A	N/A	N/A	N/A	N/A	N/A	N/A	N/A	N/A	N/A	N/A	N/A	N/A	N/A	N/A	N/A	N/A		
2019	None - Tax Expenditure	Tax Exemption	Tax Exemption	BELMONT CROSSING PARTNERS LLC	\$136,288	4201 - 4237 7TH ST SE	Ward 8	N/A	N/A	N/A	N/A	N/A	N/A	N/A	N/A	N/A	N/A	N/A	N/A	N/A	N/A	N/A	N/A	N/A	N/A		
2019	Department of Housing and Community Development	Housing Production Trust Fund	HPTF Loan	Jubilee Kalorama LLC	\$100,000	1724 Kalorama Rd NW	Ward 1	N/A	N/A	25	16	9	0	0	11	7	5	2	0	0	0	N/A	N/A	N/A	N/A		
2019	None - Tax Expenditure	Tax Exemption	Tax Exemption	BENNING HEIGHTS INVESTOR LLC	\$141,702	4341 E ST SE	Ward 7	N/A	N/A	N/A	N/A	N/A	N/A	N/A	N/A	N/A	N/A	N/A	N/A	N/A	N/A	N/A	N/A	N/A	N/A		
2019	Housing Finance Agency	HFA Revenue Bond	Revenue Bond	1736 Rhode Island Ave, LLC	\$12,200,000	1736 Rhode Island Ave NE	Ward 5	N/A	3	61	13	48	0	0	30	12	19	0	0	0	0	N/A	N/A	Partial - Und	Yes		
2019	Department of Housing and Community Development	Community Development Block Grant (CDBG)	Grant (Federal)	Bread for the City Inc.	\$3,600,000	1708 Good Hope Rd SE	Ward 8	4	6	N/A	N/A	N/A	N/A	N/A	N/A	N/A	N/A	N/A	N/A	N/A	N/A	27,650 sq ft	In Progress	Partial - Und	Yes	Development includes: a medical clinic, jobs center, and food pantry	
2019	Department of Housing and Community Development	Housing Production Trust Fund	HPTF Loan	Brightwood Garden Cooperative Inc	\$2,581,255	931 Longfellow St NW	Ward 4	0	N/A	51	6	33	0	12	39	10	0	0	2	0	0	N/A	No	N/A	Yes		
2019	None - Tax Expenditure	Tax Exemption	Tax Exemption	CAPITAL FRINGE INC	\$80,333	1360 FLORIDA AVE NE	Ward 5	N/A	N/A	N/A	N/A	N/A	N/A	N/A	N/A	N/A	N/A	N/A	N/A	N/A	N/A	N/A	N/A	N/A	N/A		
2019	None - Tax Expenditure	Tax Exemption	Tax Exemption	CAPITOL HOUSING PARTNERS LLC	\$882,814	0125 CANAL ST SE	Ward 6	N/A	N/A	N/A	N/A	N/A	N/A	N/A	N/A	N/A	N/A	N/A	N/A	N/A	N/A	N/A	N/A	N/A	N/A		
2019	Department of Housing and Community Development	Housing Production Trust Fund	HPTF Loan	1736 Rhode Island Ave, LLC	\$7,948,359	1736 Rhode Island Ave NE	Ward 5	N/A	3	61	13	48	0	0	30	12	19	0	0	0	0	N/A	N/A	Partial - Und	Yes		

FY	Agency	Incentive Name	Incentive Type	Recipient Name	Incentive Amount	MAR Address of Investment	MAR_Ward	Number of District Residents Employed	Number of CBEs	Total Affordable Units Produced or Preserved	30% AMI	50% AMI	60% AMI	80% AMI	1 BRs	2 BRs	3 BRs	4+ BRs	Efficiency	SRO	Unknown BRs	Amenity Produced or Enhanced	Is recipient in compliance with District resident employment requirements?	CBE Compliant?	Affordable Housing Compliance? (Covenanted)	Additional Incentive Benefits	MAR_ID
2019	Housing Finance Agency	4% Low Income Housing Tax Credit	Tax Credit (Federal)	1736 Rhode Island Ave, LLC	\$606,141	1736 Rhode Island Ave NE	Ward 5	N/A	3	61	13	48	0	0	30	12	19	0	0	0	0	N/A	N/A	Partial - Und	Yes		
2019	None - Tax Expenditure	Tax Exemption	Tax Exemption	Carver Senior Apartments Limited Partnership	\$120,299	4800 East Capitol St NE	Ward 7	N/A	N/A	N/A	N/A	N/A	N/A	N/A	N/A	N/A	N/A	N/A	N/A	N/A	N/A	N/A	N/A	N/A	N/A		
2019	None - Tax Expenditure	Tax Exemption	Tax Exemption	CARVER TERRACE LP	\$230,660	2008 - 2014 MARYLAND AVE NE	Ward 5	N/A	N/A	N/A	N/A	N/A	N/A	N/A	N/A	N/A	N/A	N/A	N/A	N/A	N/A	N/A	N/A	N/A	N/A		
2019	None - Tax Expenditure	Tax Exemption	Tax Exemption	CAVALIER APARTMENTS LP	\$347,015	3500 14TH ST NW	Ward 1	N/A	N/A	N/A	N/A	N/A	N/A	N/A	N/A	N/A	N/A	N/A	N/A	N/A	N/A	N/A	N/A	N/A	N/A		
2019	None - Tax Expenditure	Tax Exemption	Tax Exemption	CHANNING PHILLIPS HOMES LLC	\$642,009	1718-1722 7TH ST NW	Ward 6	N/A	N/A	N/A	N/A	N/A	N/A	N/A	N/A	N/A	N/A	N/A	N/A	N/A	N/A	N/A	N/A	N/A	N/A		
2019	Department of Housing and Community Development	Housing Production Trust Fund	HPTF Loan	Mi Casa My House Inc.	\$577,419	1928 15th St SE	Ward 8	N/A	N/A	2	0	2	0	0	0	0	2	0	0	0	0	N/A	N/A	N/A	Yes		
2019	None - Tax Expenditure	Tax Exemption	Tax Exemption	CHILDREN'S NATIONAL AT WALTER REED LLC	\$2,071,046	7144 13TH ST NW	Ward 4	N/A	N/A	N/A	N/A	N/A	N/A	N/A	N/A	N/A	N/A	N/A	N/A	N/A	N/A	N/A	N/A	N/A	N/A		
2019	None - Tax Expenditure	Real Property Tax Abatement	Tax Abatement	CI GD PARKSIDE 7 LLC	\$188,754	600 KENILWORTH AVE NE	Ward 7	N/A	N/A	N/A	N/A	N/A	N/A	N/A	N/A	N/A	N/A	N/A	N/A	N/A	N/A	N/A	N/A	N/A	N/A		
2019	None - Tax Expenditure	Qualified Supermarket Tax Incentive	Tax Exemption	Citymarket At O East And West LLC Roadside (Giant)	\$384,428	1400 7th St NW	Ward 6	N/A	N/A	N/A	N/A	N/A	N/A	N/A	N/A	N/A	N/A	N/A	N/A	N/A	N/A	N/A	N/A	N/A	N/A		
2019	None - Tax Expenditure	Tax Exemption	Tax Exemption	COLONY HOUSE NONPROFIT HOUSING CORPORATION	\$100,260	4921 GEORGIA AVE NW	Ward 4	N/A	N/A	N/A	N/A	N/A	N/A	N/A	N/A	N/A	N/A	N/A	N/A	N/A	N/A	N/A	N/A	N/A	N/A		
2019	None - Tax Expenditure	Tax Exemption	Tax Exemption	COLUMBIA HEIGHTS VENTURES PARCEL 26 LLC	\$342,535	1400 IRVING ST NW	Ward 1	N/A	N/A	N/A	N/A	N/A	N/A	N/A	N/A	N/A	N/A	N/A	N/A	N/A	N/A	N/A	N/A	N/A	N/A		
2019	None - Tax Expenditure	Tax Exemption	Tax Exemption	COLUMBIA HGTS VILLAGE APARTMENT LP	\$1,117,692	2900 14TH ST NW	Ward 1	N/A	N/A	N/A	N/A	N/A	N/A	N/A	N/A	N/A	N/A	N/A	N/A	N/A	N/A	N/A	N/A	N/A	N/A		
2019	None - Tax Expenditure	Qualified Supermarket Tax Incentive	Tax Exemption	Costco Wholesale Corporation	\$386,341	2441 Market Street, NE	Ward 5	N/A	N/A	N/A	N/A	N/A	N/A	N/A	N/A	N/A	N/A	N/A	N/A	N/A	N/A	N/A	N/A	N/A	N/A		
2019	Department of Housing and Community Development	Housing Preservation Fund	HPF Loan	CRG Urban	\$322,264	101 41 Street NE	Ward 7	N/A	N/A	6	5	0	1	0	0	ND	ND	ND	ND	ND	ND	N/A	N/A	N/A	Yes		

FY	Agency	Incentive Name	Incentive Type	Recipient Name	Incentive Amount	MAR Address of Investment	MAR_Ward	Number of District Residents Employed	Number of CBEs	Total Affordable Units Produced or Preserved	30% AMI	50% AMI	60% AMI	80% AMI	1 BRs	2 BRs	3 BRs	4+ BRs	Efficiency	SRO	Unknown BRs	Amenity Produced or Enhanced	Is recipient in compliance with District resident employment requirements?	CBE Compliant?	Affordable Housing Compliance? (Covenanted)	Additional Incentive Benefits	MAR_ID
2019	Deputy Mayor for Planning and Economic Development	Legacy Business	Grant	Dance Institute of Washington, Inc.,	\$125,000	3401 14th st NW	Ward 1	N/A	N/A	N/A	N/A	N/A	N/A	N/A	N/A	N/A	N/A	N/A	N/A	N/A	N/A	Dance Studio	Yes	N/A	N/A	Dance Institute of Washington will commence phase two of its state-of-the-art dance studios located in Columbia Heights, working to modernize and enhance its learning and work environments to meet the	
2019	Deputy Mayor for Planning and Economic Development	Makerspace Marketplace Grant	Grant	Ronald Dixon	\$250,000	2066 Rhode Island Ave, NE 20018	Ward 5	N/A	N/A	N/A	N/A	N/A	N/A	N/A	N/A	N/A	N/A	N/A	N/A	N/A	N/A	Enhancement	N/A	N/A	N/A	Provide Funding to Makerspaces/ Marketplaces	
2019	None - Tax Expenditure	Tax Exemption	Tax Exemption	DAVID LLOYD KREEGER FOUNDATION	\$272,705	2401 FOXHALL RD NW	Ward 3	N/A	N/A	N/A	N/A	N/A	N/A	N/A	N/A	N/A	N/A	N/A	N/A	N/A	N/A	N/A	N/A	N/A	N/A		
2019	None - Tax Expenditure	Real Property Tax Abatement	Tax Abatement	DC STADIUM LLC	\$101,248	R ST SW	N/A	N/A	43	N/A	N/A	N/A	N/A	N/A	N/A	N/A	N/A	N/A	N/A	N/A	N/A	N/A	N/A	Yes	N/A		
2019	None - Tax Expenditure	Real Property Tax Abatement	Tax Abatement	DC STADIUM LLC	\$1,459,222	1930 1ST ST SW	Ward 6	N/A	N/A	N/A	N/A	N/A	N/A	N/A	N/A	N/A	N/A	N/A	N/A	N/A	N/A	N/A	N/A	N/A	N/A		
2019	Deputy Mayor for Planning and Economic Development	Industrial Revenue Bond	Revenue Bond	DCI - Public Charter School	\$51,365,000	3220 16th St NW	Ward 1	N/A	N/A	N/A	N/A	N/A	N/A	N/A	N/A	N/A	N/A	N/A	N/A	N/A	N/A	Construction	N/A	N/A	N/A	District of Columbia International School (DCI) plans to renovate 135,000 square feet and build a 35,000 square foot STEAM and Gym addition on Building 11, Delano Hall, on the Walter Reed campus.	
2019	None - Tax Expenditure	Tax Exemption	Tax Exemption	Deanwood Hills LLC	\$128,104	5201 Hayes ST NE	Ward 7	N/A	N/A	N/A	N/A	N/A	N/A	N/A	N/A	N/A	N/A	N/A	N/A	N/A	N/A	N/A	N/A	N/A	N/A		
2019	Deputy Mayor for Planning and Economic Development	Neighborhood Prosperity Fund	Grant	Banneker Ventures	\$750,000	2313 Martin Luther King, Jr. Ave, SE	Ward 8	N/A	N/A	N/A	N/A	N/A	N/A	N/A	N/A	N/A	N/A	N/A	N/A	N/A	N/A	Commercial	N/A	N/A	N/A	NPF funding provides gap financing for commercial portions of projects	
2019	None - Tax Expenditure	Tax Exemption	Tax Exemption	Douglas Knoll Cooperative Limited Partnership	\$92,342	3331 22nd St SE	Ward 8	N/A	N/A	N/A	N/A	N/A	N/A	N/A	N/A	N/A	N/A	N/A	N/A	N/A	N/A	N/A	N/A	N/A	N/A		



FY	Agency	Incentive Name	Incentive Type	Recipient Name	Incentive Amount	MAR Address of Investment	MAR_Ward	Number of District Residents Employed	Number of CBEs	Total Affordable Units Produced or Preserved	30% AMI	50% AMI	60% AMI	80% AMI	1 BRs	2 BRs	3 BRs	4+ BRs	Efficiency	SRO	Unknown BRs	Amenity Produced or Enhanced	Is recipient in compliance with District resident employment requirements?	CBE Compliant?	Affordable Housing Compliance? (Covenanted)	Additional Incentive Benefits	MAR_ID
2019	None - Tax Expenditure	Tax Exemption	Tax Exemption	EAST RIVER PRESERVATION PARTNERS LLC	\$100,091	305 37th St SE	Ward 7	N/A	N/A	N/A	N/A	N/A	N/A	N/A	N/A	N/A	N/A	N/A	N/A	N/A	N/A	N/A	N/A	N/A	N/A		
2019	None - Tax Expenditure	Tax Exemption	Tax Exemption	EDGEWOOD TERRACE ONE LLC	\$245,214	0601 EDGEWOOD ST NE	Ward 5	N/A	N/A	N/A	N/A	N/A	N/A	N/A	N/A	N/A	N/A	N/A	N/A	N/A	N/A	N/A	N/A	N/A	N/A		
2019	Deputy Mayor for Planning and Economic Development	Industrial Revenue Bond	Revenue Bond	Rocketship PCS	\$28,075,000	2335 Raynolds Place SE	Ward 8	N/A	N/A	N/A	N/A	N/A	N/A	N/A	N/A	N/A	N/A	N/A	N/A	N/A	N/A	School Facili	N/A	N/A	N/A	the proposed project shall be comprised of (a) approximately \$32,000,000 to finance, refinance, or reimburse all or a portion of Launchpad Development Company's cost of the acquisition of a facility located	
2019	None - Tax Expenditure	Qualified Supermarket Tax Incentive	Tax Exemption	FC 1212 LLC (Harris Teeter) 6	\$536,816	401 M St. SE	Ward 6	N/A	N/A	N/A	N/A	N/A	N/A	N/A	N/A	N/A	N/A	N/A	N/A	N/A	N/A	N/A	N/A	N/A	N/A		
2019	None - Tax Expenditure	Tax Exemption	Tax Exemption	FHF 1 WOODLEY PARK LLC	\$1,068,239	2701 CALVERT ST NW	Ward 3	N/A	N/A	N/A	N/A	N/A	N/A	N/A	N/A	N/A	N/A	N/A	N/A	N/A	N/A	N/A	N/A	N/A	N/A		
2019	Department of Insurance, Securities and Banking	District of Columbia Business Capital Program	Loan	First Choice Masonry, Inc.	\$1,000,000	6708 Alexander Bell Drive, Suite 270, Columbia, Maryland 21046		100	N/A	N/A	N/A	N/A	N/A	N/A	N/A	N/A	N/A	N/A	N/A	N/A	N/A	N/A	N/A	N/A	N/A	Preservation of apprenticeship program in masonry for primarily residents of Wards 7 & 8 and returning citizens.	
2019	Housing Finance Agency	HFA Revenue Bond	Revenue Bond	Stanton Housing LLC	\$23,098,000	2395 Pomeroy Rd SE	Ward 8	1	12	121	13	108	0	0	60	59	2	0	0	0	0	0	N/A	In Progress	Partial - Und	Yes	
2019	None - Tax Expenditure	Tax Exemption	Tax Exemption	FORD'S THEATRE SOCIETY	\$77,767	0514 10TH ST NW	Ward 2	N/A	N/A	N/A	N/A	N/A	N/A	N/A	N/A	N/A	N/A	N/A	N/A	N/A	N/A	N/A	N/A	N/A	N/A		
2019	Department of Housing and Community Development	Housing Production Trust Fund	HPTF Loan	Stanton Housing LLC	\$17,688,687	2395 Pomeroy Rd SE	Ward 8	1	12	121	13	108	0	0	60	59	2	0	0	0	0	0	N/A	In Progress	Partial - Und	Yes	
2019	None - Tax Expenditure	Tax Exemption	Tax Exemption	FPE LP	\$149,517	1350 - 1358 FAIRMONT ST NW	Ward 1	N/A	N/A	N/A	N/A	N/A	N/A	N/A	N/A	N/A	N/A	N/A	N/A	N/A	N/A	N/A	N/A	N/A	N/A		

FY	Agency	Incentive Name	Incentive Type	Recipient Name	Incentive Amount	MAR Address of Investment	MAR_Ward	Number of District Residents Employed	Number of CBEs	Total Affordable Units Produced or Preserved	30% AMI	50% AMI	60% AMI	80% AMI	1 BRs	2 BRs	3 BRs	4+ BRs	Efficiency	SRO	Unknown BRs	Amenity Produced or Enhanced	Is recipient in compliance with District resident employment requirements?	CBE Compliant?	Affordable Housing Compliance? (Covenanted)	Additional Incentive Benefits	MAR_ID
2019	Deputy Mayor for Planning and Economic Development	Industrial Revenue Bond	Revenue Bond	Friendship PCS	\$17,200,000	6130 North Capitol St, NW	Ward 4	N/A	N/A	N/A	N/A	N/A	N/A	N/A	N/A	N/A	N/A	N/A	N/A	N/A	N/A	School Facility	N/A	N/A	N/A	Proceeds from these Bonds will be used to finance, refinance or reimburse the Borrower for certain costs associated with the acquisition, rehabilitation and renovation of the old Ideal PC school facilities located at 6130	
2019	None - Tax Expenditure	Tax Exemption	Tax Exemption	GALES PLACE ASSOCIATES LIMITED PARTNERSHIP	\$98,392	1701 - 1713 BENNING RD NE	Ward 6	N/A	N/A	N/A	N/A	N/A	N/A	N/A	N/A	N/A	N/A	N/A	N/A	N/A	N/A	N/A	N/A	N/A	N/A		
2019	None - Tax Expenditure	Real Property Tax Abatement	Tax Abatement	GATEWAY MARKET LLC	\$309,928	340 FLORIDA AVE NE	Ward 5	N/A	N/A	N/A	N/A	N/A	N/A	N/A	N/A	N/A	N/A	N/A	N/A	N/A	N/A	N/A	N/A	N/A	N/A		
2019	Housing Finance Agency	4% Low Income Housing Tax Credit	Tax Credit (Federal)	Stanton Housing LLC	\$1,517,885	2395 Pomeroy Rd SE	Ward 8	1	12	121	13	108	0	0	60	59	2	0	0	0	0	N/A	In Progress	Partial - Und	Yes		
2019	None - Tax Expenditure	Tax Exemption	Tax Exemption	GLENN ARMS PRESERVATION LP	\$92,701	2524 17TH ST NW	Ward 1	N/A	N/A	N/A	N/A	N/A	N/A	N/A	N/A	N/A	N/A	N/A	N/A	N/A	N/A	N/A	N/A	N/A	N/A		
2019	None - Tax Expenditure	Tax Exemption	Tax Exemption	GOLDEN RULE PLAZA INC	\$490,839	1050 NEW JERSEY AV	Ward 6	N/A	N/A	N/A	N/A	N/A	N/A	N/A	N/A	N/A	N/A	N/A	N/A	N/A	N/A	N/A	N/A	N/A	N/A		
2019	Department of Housing and Community Development	9% Low Income Housing Tax Credit	Tax Credit (Federal)	Flaherty & Collins Development and Diane's House Ministries	\$718,326	2619 Bladensburg Rd NE	Ward 5	N/A	N/A	42	39	3	0	0	0	7	0	0	35	0	0	N/A	N/A	N/A	Yes		
2019	None - Tax Expenditure	Tax Exemption	Tax Exemption	HILLWOOD ESTATE MUSEUM AND GARDENS	\$658,496	4155 LINNEAN AVE NW	Ward 3	N/A	N/A	N/A	N/A	N/A	N/A	N/A	N/A	N/A	N/A	N/A	N/A	N/A	N/A	N/A	N/A	N/A	N/A		
2019	Deputy Mayor for Planning and Economic Development	Industrial Revenue Bond	Revenue Bond	Howard Center-Provident Group	\$33,175,000	2225 Georgia Ave NW	Ward 1	N/A	N/A	N/A	N/A	N/A	N/A	N/A	N/A	N/A	N/A	N/A	N/A	N/A	N/A	Acquisition	Awaiting First Source Data	N/A	N/A		
2019	None - Tax Expenditure	Tax Exemption	Tax Exemption	ISRAEL SENIOR RESIDENCES LLC	\$79,504	2401 WASHINGTON PL NE	Ward 5	N/A	N/A	N/A	N/A	N/A	N/A	N/A	N/A	N/A	N/A	N/A	N/A	N/A	N/A	N/A	N/A	N/A	N/A		
2019	None - Tax Expenditure	Tax Exemption	Tax Exemption	JAY STREET ASSOCIATES	\$314,739	3712 - 3722 HAYES ST NE	Ward 7	N/A	N/A	N/A	N/A	N/A	N/A	N/A	N/A	N/A	N/A	N/A	N/A	N/A	N/A	N/A	N/A	N/A	N/A		
2019	Department of Housing and Community Development	Housing Preservation Fund	HPF Loan	JDI	\$1,250,000	410 Cedar Street, NW	Ward 4	N/A	N/A	24	0	0	0	6	6	ND	ND	ND	ND	ND	ND	N/A	N/A	N/A	Yes		
2019	None - Tax Expenditure	Real Property Tax Abatement	Tax Abatement	JMP APARTMENTS LLC	\$1,425,403	1550 7TH ST NW	Ward 6	N/A	N/A	N/A	N/A	N/A	N/A	N/A	N/A	N/A	N/A	N/A	N/A	N/A	N/A	N/A	N/A	N/A	N/A		
2019	Department of Housing and Community Development	Housing Preservation Fund	HPF Loan	Jubilee	\$425,000	1460 Euclid Street NW	Ward 1	N/A	N/A	33	5	2	3	0	0	ND	ND	ND	ND	ND	ND	N/A	N/A	N/A	Yes		

FY	Agency	Incentive Name	Incentive Type	Recipient Name	Incentive Amount	MAR Address of Investment	MAR_Ward	Number of District Residents Employed	Number of CBEs	Total Affordable Units Produced or Preserved	30% AMI	50% AMI	60% AMI	80% AMI	1 BRs	2 BRs	3 BRs	4+ BRs	Efficiency	SRO	Unknown BRs	Amenity Produced or Enhanced	Is recipient in compliance with District resident employment requirements?	CBE Compliant?	Affordable Housing Compliance? (Covenanted)	Additional Incentive Benefits	MAR_ID	
2019	Department of Housing and Community Development	Housing Production Trust Fund	HPTF Loan	Jubilee Euclid LLC	\$100,000	1460 Euclid St NW	Ward 1	N/A	N/A	30	30	0	0	0	0	20	5	1	0	4	0	N/A	N/A	N/A	N/A			
2019	Department of Housing and Community Development	HOME Investment Partnerships Program	Grant (Federal)	Jubilee Housing Inc.	\$1,500,000	1474 Columbia Rd NW	Ward 1	6	N/A	64	41	7	16	0	32	11	3	0	18	0	0	N/A	Yes	N/A	Yes			
2019	None - Tax Expenditure	Tax Exemption	Tax Exemption	Jubilee Housing Limited Partnership	\$276,609	Jubilee Housing Residential	Ward 1	N/A	N/A	N/A	N/A	N/A	N/A	N/A	N/A	N/A	N/A	N/A	N/A	N/A	N/A	N/A	N/A	N/A	N/A			
2019	Housing Finance Agency	HFA Revenue Bond	Revenue Bond	Jubilee Maycroft Apartments L.P.	\$3,312,263	1474 Columbia Rd NW	Ward 1	6	N/A	64	41	7	16	0	32	11	3	0	18	0	0	N/A	Yes	N/A	Yes			
2019	None - Tax Expenditure	Tax Exemption	Tax Exemption	JUBILEE MAYCROFT APARTMENTS LP	\$202,966	1474 COLUMBIA RD NW Unit: 109	Ward 1	N/A	N/A	N/A	N/A	N/A	N/A	N/A	N/A	N/A	N/A	N/A	N/A	N/A	N/A	N/A	N/A	N/A	N/A			
2019	None - Tax Expenditure	Tax Exemption	Tax Exemption	KING HOUSING LLC	\$310,812	1220 12th St NW	Ward 2	N/A	N/A	N/A	N/A	N/A	N/A	N/A	N/A	N/A	N/A	N/A	N/A	N/A	N/A	N/A	N/A	N/A	N/A			
2019	Deputy Mayor for Planning and Economic Development	Legacy Business	Grant	Lee's Flower and Card Shop, Inc	\$250,000	1026 U st NW	Ward 1	N/A	N/A	N/A	N/A	N/A	N/A	N/A	N/A	N/A	N/A	N/A	N/A	N/A	N/A	Store Façade	Yes	Yes	N/A	Lee's Flower and Card Shop Inc. is a locally owned family florist offering full-service custom floral arrangements, balloons, plants, and cards to the Washington, DC, Maryland, and Virginia areas. The shop is		
2019	None - Tax Expenditure	Tax Exemption	Tax Exemption	LINCOLN-WESTMORELAND HOUSING	\$548,427	1726-1734 7TH ST NW	Ward 6	N/A	N/A	N/A	N/A	N/A	N/A	N/A	N/A	N/A	N/A	N/A	N/A	N/A	N/A	N/A	N/A	N/A	N/A			
2019	None - Tax Expenditure	Real Property Tax Abatement	Tax Abatement	MANGER 8-10-34 TRUST PARTNERS LLC	\$1,110,881	1331 L ST NW	Ward 2	N/A	N/A	N/A	N/A	N/A	N/A	N/A	N/A	N/A	N/A	N/A	N/A	N/A	N/A	N/A	N/A	N/A	N/A			
2019	Department of Housing and Community Development	Housing Preservation Fund	HPF Loan	MANNA	\$1,150,000	1216-1218 Eastern Ave NE 20019; 5909 Clay St NE 20019; 4452-4456 B St SE 20019; 5050-5056 A St SE 20019; 516 60th St NE 20019; 5011 B St SE 20019; 5031 Bass Place SE 20019	Ward 7	N/A	N/A	137	134	3	0	0	0	ND	ND	ND	ND	ND	ND	ND	N/A	N/A	N/A	Yes		

FY	Agency	Incentive Name	Incentive Type	Recipient Name	Incentive Amount	MAR Address of Investment	MAR_Ward	Number of District Residents Employed	Number of CBEs	Total Affordable Units Produced or Preserved	30% AMI	50% AMI	60% AMI	80% AMI	1 BRs	2 BRs	3 BRs	4+ BRs	Efficiency	SRO	Unknown BRs	Amenity Produced or Enhanced	Is recipient in compliance with District resident employment requirements?	CBE Compliant?	Affordable Housing Compliance? (Covenanted)	Additional Incentive Benefits	MAR_ID	
2019	Department of Housing and Community Development	Housing Preservation Fund	HPF Loan	MANNA	\$975,000	1112 Eastern Ave, NE, 20019; 5510 Nannie Helen Burroughs Ave, NE 20019; 5019 B Street, SE 20019; 5119 Astor Place, SE 20019; 5821 Field Place, NE 20019; 501 60th St NE 20019; 1106 Eastern Ave, NE 20019; 1206 Eastern Ave, NE 20019; 5029 B St, SE 20019; 5023	Ward 7	N/A	N/A	116	113	3	0	0	0	ND	ND	ND	ND	ND	ND	N/A	N/A	N/A	Yes			
2019	Department of Housing and Community Development	Housing Production Trust Fund	HPTF Loan	Manna, Inc.	\$1,744,021	2200 Hunter PI SE	Ward 8	2	N/A	10	0	2	0	8	0	0	10	0	0	0	0	0	N/A	Yes	N/A	Yes		
2019	None - Tax Expenditure	Tax Exemption	Tax Exemption	MASS PLACE APARTMENTS LLC	\$383,379	1111 MASSACHUSETTS AVE NW	Ward 2	N/A	N/A	N/A	N/A	N/A	N/A	N/A	N/A	N/A	N/A	N/A	N/A	N/A	N/A	N/A	N/A	N/A	N/A			
2019	None - Tax Expenditure	Tax Exemption	Tax Exemption	MAYFAIR MANSIONS LIMITED PARTNERSHIP	\$264,752	3720 - 3820 HAYES ST NE	Ward 7	N/A	N/A	N/A	N/A	N/A	N/A	N/A	N/A	N/A	N/A	N/A	N/A	N/A	N/A	N/A	N/A	N/A	N/A			
2019	Department of Housing and Community Development	Housing Preservation Fund	HPF Loan	MHP	\$1,220,000	4419 3rd Street SE	Ward 8	N/A	N/A	394	0	0	394	0	0	ND	ND	ND	ND	ND	ND	N/A	N/A	N/A	Yes			
2019	Housing Finance Agency	HFA Revenue Bond	Revenue Bond	Randle Hill LLC	\$25,000,000	3300 6th St SE	Ward 8	N/A	N/A	195	20	127	28	20	35	154	2	0	4	0	0	N/A	N/A	DES Data	Yes			
2019	Department of Housing and Community Development	Housing Production Trust Fund	HPTF Loan	Randle Hill LLC	\$13,000,000	3300 6th St SE	Ward 8	N/A	N/A	195	20	127	28	20	35	154	2	0	4	0	0	N/A	N/A	DES Data	Yes			
2019	None - Tax Expenditure	Tax Exemption	Tax Exemption	MILESTONE EAST CAPITOL 3 LLC	\$79,925	3501 - 3547 EAST CAPITOL ST SE	Ward 7	N/A	N/A	N/A	N/A	N/A	N/A	N/A	N/A	N/A	N/A	N/A	N/A	N/A	N/A	N/A	N/A	N/A	N/A			
2019	Housing Finance Agency	4% Low Income Housing Tax Credit	Tax Credit (Federal)	Randle Hill LLC	\$1,214,609	3300 6th St SE	Ward 8	N/A	N/A	195	20	127	28	20	35	154	2	0	4	0	0	N/A	N/A	DES Data	Yes			
2019	Deputy Mayor for Planning and Economic Development	Neighborhood Prosperity Fund	Grant	3451 Benning LLC	\$750,000	3451 Benning Road, NE	Ward 7	N/A	N/A	N/A	N/A	N/A	N/A	N/A	N/A	N/A	N/A	N/A	N/A	N/A	N/A	Commercial	N/A	N/A	N/A	NPF funding provides gap financing for commercial portions of projects		
2019	Housing Finance Agency	HFA Revenue Bond	Revenue Bond	3500 East Cap Venture LLC	\$18,600,000	3534 East Capitol St NE	Ward 7	0	26	95	5	90	0	0	23	60	12	0	0	0	0	N/A	In Progress	Partial - Und	Yes			
2019	Department of Housing and Community Development	Housing Production Trust Fund	HPTF Loan	3500 East Cap Venture LLC	\$16,135,936	3534 East Capitol St NE	Ward 7	0	26	95	5	90	0	0	23	60	12	0	0	0	0	N/A	In Progress	Partial - Und	Yes			

FY	Agency	Incentive Name	Incentive Type	Recipient Name	Incentive Amount	MAR Address of Investment	MAR_Ward	Number of District Residents Employed	Number of CBEs	Total Affordable Units Produced or Preserved	30% AMI	50% AMI	60% AMI	80% AMI	1 BRs	2 BRs	3 BRs	4+ BRs	Efficiency	SRO	Unknown BRs	Amenity Produced or Enhanced	Is recipient in compliance with District resident employment requirements?	CBE Compliant?	Affordable Housing Compliance? (Covenanted)	Additional Incentive Benefits	MAR_ID
2019	Housing Finance Agency	4% Low Income Housing Tax Credit	Tax Credit (Federal)	3500 East Cap Venture LLC	\$1,274,245	3534 East Capitol St NE	Ward 7	9	26	95	5	90	0	0	23	60	12	0	0	0	0	N/A	In Progress	Partial - Und	Yes		
2019	None - Tax Expenditure	Real Property Tax Abatement	Tax Abatement	MOUNT VERNON DEVELOPMENT GROUP LLC	\$105,515	950 3RD ST NW	Ward 6	N/A	N/A	N/A	N/A	N/A	N/A	N/A	N/A	N/A	N/A	N/A	N/A	N/A	N/A	N/A	N/A	N/A	N/A		
2019	Housing Finance Agency	HFA Revenue Bond	Revenue Bond	Milestone Senior 4% Owner, LLC	\$5,500,000	3539 A St SE	Ward 7	N/A	14	60	15	45	0	0	45	7	0	0	8	0	0	N/A	N/A	No	Yes		
2019	Housing Finance Agency	4% Low Income Housing Tax Credit	Tax Credit (Federal)	Milestone Senior Owner 4% LLC	\$484,957	3539 A St SE	Ward 7	N/A	14	60	15	45	0	0	45	7	0	0	8	0	0	N/A	N/A	No	Yes		
2019	Department of Insurance, Securities and Banking	District of Columbia Business Capital Program	Loan	National Children's Museum	\$1,000,000	1700 K st, NW	Ward 2	21	N/A	N/A	N/A	N/A	N/A	N/A	N/A	N/A	N/A	N/A	N/A	N/A	N/A	Developer	N/A	N/A	N/A	East End commercial district gained an anchor cultural and scientific facility that can support Science, Technology, Engineering, Arts, and Mathematics education for City young people.	
2019	None - Tax Expenditure	Tax Exemption	Tax Exemption	National Community Reinvestment Coalition	\$1,526,637	National Community Reinvestment Coalition	Ward 2	N/A	N/A	N/A	N/A	N/A	N/A	N/A	N/A	N/A	N/A	N/A	N/A	N/A	N/A	N/A	N/A	N/A	N/A		
2019	None - Tax Expenditure	Tax Exemption	Tax Exemption	NATIONAL MUSEUM WOMEN IN ARTS	\$387,599	0801 13TH ST NW	Ward 6	N/A	N/A	N/A	N/A	N/A	N/A	N/A	N/A	N/A	N/A	N/A	N/A	N/A	N/A	N/A	N/A	N/A	N/A		
2019	Department of Housing and Community Development	Housing Preservation Fund	HPF Loan	NHP	\$1,341,241	1915 Ridgecrest, SE	Ward 8	N/A	N/A	259	109	0	55	0	95	ND	ND	ND	ND	ND	ND	N/A	N/A	N/A	Yes		
2019	Deputy Mayor for Planning and Economic Development	Makerspace Marketplace Grant	Grant	Mary Blackford	\$249,000	4020 Minnesota Ave, NE 20019	Ward 7	N/A	N/A	N/A	N/A	N/A	N/A	N/A	N/A	N/A	N/A	N/A	N/A	N/A	N/A	Enhancement	N/A	N/A	N/A	Provide Funding to Makerspaces/ Marketplaces	
2019	Deputy Mayor for Planning and Economic Development	New Communities Initiative	Grant	NHP LLC	\$1,500,000	1090 Vermont Ave NW Ste 400	Ward 2	N/A	N/A	N/A	N/A	N/A	N/A	N/A	N/A	N/A	N/A	N/A	N/A	N/A	N/A	N/A	N/A	N/A	N/A	N/A	
2019	None - Tax Expenditure	Real Property Tax Abatement	Tax Abatement	NOMA DEVELOPMENT LLC	\$984,275	60 L ST NE	Ward 6	N/A	N/A	N/A	N/A	N/A	N/A	N/A	N/A	N/A	N/A	N/A	N/A	N/A	N/A	N/A	N/A	N/A	N/A		
2019	None - Tax Expenditure	Tax Exemption	Tax Exemption	NORTH CAPITOL AT PLYMOUTH INC	\$111,065	5233 NORTH CAPITOL ST NE	Ward 5	N/A	N/A	N/A	N/A	N/A	N/A	N/A	N/A	N/A	N/A	N/A	N/A	N/A	N/A	N/A	N/A	N/A	N/A		
2019	None - Tax Expenditure	Tax Exemption	Tax Exemption	NORTHWEST COOPERATIVE HOMES	\$115,627	1600 1ST ST NW	Ward 5	N/A	N/A	N/A	N/A	N/A	N/A	N/A	N/A	N/A	N/A	N/A	N/A	N/A	N/A	N/A	N/A	N/A	N/A		

FY	Agency	Incentive Name	Incentive Type	Recipient Name	Incentive Amount	MAR Address of Investment	MAR_Ward	Number of District Residents Employed	Number of CBEs	Total Affordable Units Produced or Preserved	30% AMI	50% AMI	60% AMI	80% AMI	1 BRs	2 BRs	3 BRs	4+ BRs	Efficiency	SRO	Unknown BRs	Amenity Produced or Enhanced	Is recipient in compliance with District resident employment requirements?	CBE Compliant?	Affordable Housing Compliance? (Covenanted)	Additional Incentive Benefits	MAR_ID
2019	Deputy Mayor for Planning and Economic Development	Legacy Business	Grant	Deane Avenue Cleaners	\$125,000	4309 Nannie Helen Burroughs Ave. NE	Ward 7	N/A	N/A	N/A	N/A	N/A	N/A	N/A	N/A	N/A	N/A	N/A	N/A	N/A	N/A	Equipment	N/A	N/A	N/A	Deane Avenue Cleaners is looking to re-invent itself as a more efficient, environmentally friendly business. Dean Avenue Cleaners proposes to use the Legacy Business Grant funds to replace	
2019	None - Tax Expenditure	Tax Exemption	Tax Exemption	Parkside Terrace Development LLC	\$306,224	3700 9th St SE	Ward 8	N/A	N/A	N/A	N/A	N/A	N/A	N/A	N/A	N/A	N/A	N/A	N/A	N/A	N/A	N/A	N/A	N/A	N/A		
2019	None - Tax Expenditure	Tax Exemption	Tax Exemption	PARKWAY OVERLOOK LP	\$173,599	2835 - 2841 ROBINSON PL SE	Ward 8	N/A	N/A	N/A	N/A	N/A	N/A	N/A	N/A	N/A	N/A	N/A	N/A	N/A	N/A	N/A	N/A	N/A	N/A		
2019	Deputy Mayor for Planning and Economic Development	Neighborhood Prosperity Fund	Grant	441 Kennedy Street NW ACDC LLC	\$250,000	441 Kennedy st, NW	Ward 4	N/A	N/A	N/A	N/A	N/A	N/A	N/A	N/A	N/A	N/A	N/A	N/A	N/A	N/A	Commercial	N/A	N/A	N/A	NPF funding provides gap financing for commercial portions of projects	
2019	None - Tax Expenditure	Tax Exemption	Tax Exemption	Paul Laurence Dunbar Apartments LP	\$300,082	2001 15th St NW	Ward 1	N/A	N/A	N/A	N/A	N/A	N/A	N/A	N/A	N/A	N/A	N/A	N/A	N/A	N/A	N/A	N/A	N/A	N/A		
2019	None - Tax Expenditure	Tax Exemption	Tax Exemption	Pennsylvania Avenue Development Corporation	\$1,599,772	PENNSYLVANIA AVE NW	Ward 6	N/A	N/A	N/A	N/A	N/A	N/A	N/A	N/A	N/A	N/A	N/A	N/A	N/A	N/A	N/A	N/A	N/A	N/A		
2019	Housing Finance Agency	HFA Revenue Bond	Revenue Bond	Petworth Station LP	\$12,525,000	930 Randolph St NW	Ward 4	4	5	84	0	10	74	0	50	8	0	0	26	0	0	N/A	In Progress	Partial - Und	Yes		
2019	Department of Housing and Community Development	Housing Production Trust Fund	HPTF Loan	Petworth Station LP	\$7,972,536	930 Randolph St NW	Ward 4	4	5	84	0	10	74	0	50	8	0	0	26	0	0	N/A	In Progress	Partial - Und	Yes		
2019	Housing Finance Agency	4% Low Income Housing Tax Credit	Tax Credit (Federal)	Petworth Station LP	\$692,339	930 Randolph St NW	Ward 4	4	5	84	0	10	74	0	50	8	0	0	26	0	0	N/A	In Progress	Partial - Und	Yes		
2019	Deputy Mayor for Planning and Economic Development	Makerspace Marketplace Grant	Grant	Rockson Community Development Corporation	\$249,000	4800 Nannie Helen Burroughs Ave, NE 20019	Ward 7	N/A	N/A	N/A	N/A	N/A	N/A	N/A	N/A	N/A	N/A	N/A	N/A	N/A	N/A	Enhancement	N/A	N/A	N/A	Provide Funding to Makerspaces/ Marketplaces	
2019	None - Tax Expenditure	Tax Exemption	Tax Exemption	Phyllis Wheatley Redevelopment LLC	\$144,793	901 Rhode Island Ave NW	Ward 6	N/A	N/A	N/A	N/A	N/A	N/A	N/A	N/A	N/A	N/A	N/A	N/A	N/A	N/A	N/A	N/A	N/A	N/A		
2019	None - Tax Expenditure	Tax Exemption	Tax Exemption	PLAZA WEST LLC	\$545,161	1035 4TH ST NW	Ward 6	N/A	N/A	N/A	N/A	N/A	N/A	N/A	N/A	N/A	N/A	N/A	N/A	N/A	N/A	N/A	N/A	N/A	N/A		
2019	Department of Insurance, Securities and Banking	District of Columbia Business Capital Program	Loan	Plenary Enterprises LLC	\$80,000	2012 Rhode Island Ave, NE	Ward 5	6	1	N/A	N/A	N/A	N/A	N/A	N/A	N/A	N/A	N/A	N/A	N/A	N/A	Support Dev	N/A	N/A	N/A	Continuing development of Walter Reed complex as an economic ballast for upper Ward 4	

FY	Agency	Incentive Name	Incentive Type	Recipient Name	Incentive Amount	MAR Address of Investment	MAR_Ward	Number of District Residents Employed	Number of CBEs	Total Affordable Units Produced or Preserved	30% AMI	50% AMI	60% AMI	80% AMI	1 BRs	2 BRs	3 BRs	4+ BRs	Efficiency	SRO	Unknown BRs	Amenity Produced or Enhanced	Is recipient in compliance with District resident employment requirements?	CBE Compliant?	Affordable Housing Compliance? (Covenanted)	Additional Incentive Benefits	MAR_ID	
2019	Department of Insurance, Securities and Banking	District of Columbia Business Capital Program	Loan	Po Boy Jim LLC	\$175,000	2012 Rhode Island Ave, NE	Ward 5	33	N/A	N/A	N/A	N/A	N/A	N/A	N/A	N/A	N/A	N/A	N/A	N/A	N/A	Restaurant	N/A	N/A	N/A	Restaurant has been a keystone in the H Street revitalization; the new location that this financing supported has shored up the commercial zone in East Shaw.		
2019	None - Tax Expenditure	Tax Exemption	Tax Exemption	PORTNER FLATS LLC	\$125,179	1440-1450 V ST NW	Ward 1	N/A	N/A	N/A	N/A	N/A	N/A	N/A	N/A	N/A	N/A	N/A	N/A	N/A	N/A	N/A	N/A	N/A	N/A			
2019	Housing Finance Agency	HFA Revenue Bond	Revenue Bond	Nannie Helen Owner, LLC	\$19,500,000	5127 Nannie Helen Burroughs Ave NE	Ward 7	N/A	N/A	86	28	0	58	0	71	15	0	0	0	0	0	0	N/A	N/A	DES Data	Yes		
2019	Housing Finance Agency	4% Low Income Housing Tax Credit	Tax Credit (Federal)	Nannie Helen Owner, LLC	\$1,277,614	5127 Nannie Helen Burroughs Ave NE	Ward 7	N/A	N/A	86	28	0	58	0	71	15	0	0	0	0	0	0	N/A	N/A	DES Data	Yes		
2019	Deputy Mayor for Planning and Economic Development	Neighborhood Prosperity Fund	Grant	NHP Foundation	\$750,000	5131 Nannie Helen Burroughs Ave, NE	Ward 7	N/A	N/A	N/A	N/A	N/A	N/A	N/A	N/A	N/A	N/A	N/A	N/A	N/A	N/A	Commercial	N/A	N/A	N/A	NPF funding provides gap financing for commercial portions of projects		
2019	None - Tax Expenditure	Qualified Supermarket Tax Incentive	Tax Exemption	Safeway Inc. Cpts	\$330,382	3830 Georgia Ave NW	Ward 4	N/A	N/A	N/A	N/A	N/A	N/A	N/A	N/A	N/A	N/A	N/A	N/A	N/A	N/A	N/A	N/A	N/A	N/A			
2019	None - Tax Expenditure	Qualified Supermarket Tax Incentive	Tax Exemption	Safeway Inc. Cpts #4202	\$201,082	1747 Columbia Rd NW	Ward 1	N/A	N/A	N/A	N/A	N/A	N/A	N/A	N/A	N/A	N/A	N/A	N/A	N/A	N/A	N/A	N/A	N/A	N/A			
2019	None - Tax Expenditure	Tax Exemption	Tax Exemption	SAMUEL J SIMMONS NCBA ESTATES #1	\$348,156	2801 14TH ST NW	Ward 1	N/A	N/A	N/A	N/A	N/A	N/A	N/A	N/A	N/A	N/A	N/A	N/A	N/A	N/A	N/A	N/A	N/A	N/A			
2019	None - Tax Expenditure	Tax Exemption	Tax Exemption	SAMUEL KELSEY REDEVELOPMENT LIMITED PARTNERSHIP	\$455,051	3300 14TH ST NW	Ward 1	N/A	N/A	N/A	N/A	N/A	N/A	N/A	N/A	N/A	N/A	N/A	N/A	N/A	N/A	N/A	N/A	N/A	N/A			
2019	None - Tax Expenditure	Tax Exemption	Tax Exemption	SECOND NW COOPERATIVE HME	\$95,126	1301 - 1339 5TH ST NW	Ward 6	N/A	N/A	N/A	N/A	N/A	N/A	N/A	N/A	N/A	N/A	N/A	N/A	N/A	N/A	N/A	N/A	N/A	N/A			
2019	None - Tax Expenditure	Tax Exemption	Tax Exemption	SENIOR CITIZENS HOUSING DEVELOPMENT CORPORATION	\$127,406	1325 UPSHUR ST NW	Ward 4	N/A	N/A	N/A	N/A	N/A	N/A	N/A	N/A	N/A	N/A	N/A	N/A	N/A	N/A	N/A	N/A	N/A	N/A			
2019	None - Tax Expenditure	Real Property Tax Abatement	Tax Abatement	SHF 1 14W LLC	\$482,503	1325 W St NW	Ward 1	N/A	N/A	N/A	N/A	N/A	N/A	N/A	N/A	N/A	N/A	N/A	N/A	N/A	N/A	N/A	N/A	N/A	N/A			
2019	Housing Finance Agency	HFA Revenue Bond	Revenue Bond	Providence Place I LP	\$19,700,000	601 50th St NE	Ward 7	N/A	N/A	93	35	0	58	0	52	30	8	3	0	0	0	N/A	N/A	N/A	Yes			
2019	Housing Finance Agency	4% Low Income Housing Tax Credit	Tax Credit (Federal)	Providence Place I LP	\$1,555,375	601 50th St NE	Ward 7	N/A	N/A	93	35	0	58	0	52	30	8	3	0	0	0	N/A	N/A	N/A	Yes			

FY	Agency	Incentive Name	Incentive Type	Recipient Name	Incentive Amount	MAR Address of Investment	MAR_Ward	Number of District Residents Employed	Number of CBEs	Total Affordable Units Produced or Preserved	30% AMI	50% AMI	60% AMI	80% AMI	1 BRs	2 BRs	3 BRs	4+ BRs	Efficiency	SRO	Unknown BRs	Amenity Produced or Enhanced	Is recipient in compliance with District resident employment requirements?	CBE Compliant?	Affordable Housing Compliance? (Covenanted)	Additional Incentive Benefits	MAR_ID	
2019	Deputy Mayor for Planning and Economic Development	New Communities Initiative	Grant	Providence Place LP	\$9,800,000	601 50th St NE	Ward 7	N/A	N/A	93	35	0	58	0	52	30	8	3	0	0	0	N/A	N/A	N/A	Yes			
2019	None - Tax Expenditure	Tax Exemption	Tax Exemption	STANDARD FCP VENTURE LP	\$335,871	4200 - 4268 EAST CAPITOL ST NE	Ward 7	N/A	N/A	N/A	N/A	N/A	N/A	N/A	N/A	N/A	N/A	N/A	N/A	N/A	N/A	N/A	N/A	N/A	N/A			
2019	None - Tax Expenditure	Real Property Tax Abatement	Tax Abatement	STEUART H STREET LLC	\$760,610	300 - 380 H ST NE - 360H	Ward 6	N/A	N/A	N/A	N/A	N/A	N/A	N/A	N/A	N/A	N/A	N/A	N/A	N/A	N/A	N/A	N/A	N/A	N/A			
2019	None - Tax Expenditure	Qualified Supermarket Tax Incentive	Tax Exemption	Steuart H Street LLC Steuart Investment (Giant)	\$249,374	300 H St NE	Ward 6	N/A	N/A	N/A	N/A	N/A	N/A	N/A	N/A	N/A	N/A	N/A	N/A	N/A	N/A	N/A	N/A	N/A	N/A			
2019	None - Tax Expenditure	Tax Exemption	Tax Exemption	TAKOMA PLACE INVESTOR LLC	\$109,401	6650 GEORGIA AVE NW	Ward 4	N/A	N/A	N/A	N/A	N/A	N/A	N/A	N/A	N/A	N/A	N/A	N/A	N/A	N/A	N/A	N/A	N/A	N/A			
2019	None - Tax Expenditure	Real Property Tax Abatement	Tax Abatement	T-C REPUBLIC SQUARE OWNER LLC	\$5,225,116	25 MASSACHUSETTS AVE NW	Ward 6	N/A	N/A	N/A	N/A	N/A	N/A	N/A	N/A	N/A	N/A	N/A	N/A	N/A	N/A	N/A	N/A	N/A	N/A			
2019	Department of Housing and Community Development	Housing Production Trust Fund	HPTF Loan	The 5912 Missouri Avenue Tenants Association, Inc.	\$3,459,372	5912 14th St NW	Ward 4	0	N/A	22	1	13	0	8	22	0	0	0	0	0	0	0	N/A	In Progress	N/A	Yes		
2019	None - Tax Expenditure	Real Property Tax Abatement	Tax Abatement	THE FLATS 130 DC RESIDENTIAL LLC	\$1,754,068	130 M ST NE	Ward 6	N/A	N/A	N/A	N/A	N/A	N/A	N/A	N/A	N/A	N/A	N/A	N/A	N/A	N/A	N/A	N/A	N/A	N/A			
2019	None - Tax Expenditure	Real Property Tax Abatement	Tax Abatement	THE FLATS 140 DC RESIDENTIAL LLC	\$652,535	140 M ST NE	Ward 6	N/A	N/A	N/A	N/A	N/A	N/A	N/A	N/A	N/A	N/A	N/A	N/A	N/A	N/A	N/A	N/A	N/A	N/A			
2019	None - Tax Expenditure	Qualified Supermarket Tax Incentive	Tax Exemption	The Flats DC Grocery LLC (Harris Teeter)	\$480,243	1201 1st Street NE	Ward 6	N/A	N/A	N/A	N/A	N/A	N/A	N/A	N/A	N/A	N/A	N/A	N/A	N/A	N/A	N/A	N/A	N/A	N/A			
2019	Housing Finance Agency	HFA Revenue Bond	Revenue Bond	Takoma Place Investor, LLC	\$18,125,000	6676 Georgia Ave NW	Ward 4	N/A	9	104	0	0	104	0	4	100	0	0	0	0	0	0	N/A	N/A	Partial - Und	Yes		
2019	None - Tax Expenditure	Tax Exemption	Tax Exemption	The Freedom Forum Inc.	\$5,601,306	555 Pennsylvania Ave NW	Ward 2	N/A	N/A	N/A	N/A	N/A	N/A	N/A	N/A	N/A	N/A	N/A	N/A	N/A	N/A	N/A	N/A	N/A	N/A			
2019	None - Tax Expenditure	Tax Exemption	Tax Exemption	THE MUSEUM OF THE BIBLE INC	\$585,811	0300 D ST SW	Ward 6	N/A	N/A	N/A	N/A	N/A	N/A	N/A	N/A	N/A	N/A	N/A	N/A	N/A	N/A	N/A	N/A	N/A	N/A			
2019	None - Tax Expenditure	Tax Exemption	Tax Exemption	THE PEW CHARITABLE TRUSTS	\$1,165,021	901 E ST NW	Ward 2	N/A	N/A	N/A	N/A	N/A	N/A	N/A	N/A	N/A	N/A	N/A	N/A	N/A	N/A	N/A	N/A	N/A	N/A			
2019	None - Tax Expenditure	Tax Exemption	Tax Exemption	THE REALTY ASSOCIATES FUND X LP	\$274,777	850 QUINCY ST NW	Ward 4	N/A	N/A	N/A	N/A	N/A	N/A	N/A	N/A	N/A	N/A	N/A	N/A	N/A	N/A	N/A	N/A	N/A	N/A			
2019	None - Tax Expenditure	Tax Exemption	Tax Exemption	THE STUDIO THEATRE INC	\$186,357	1501 - 1509 14TH ST NW	Ward 2	N/A	N/A	N/A	N/A	N/A	N/A	N/A	N/A	N/A	N/A	N/A	N/A	N/A	N/A	N/A	N/A	N/A	N/A			
2019	None - Tax Expenditure	Tax Exemption	Tax Exemption	THEA HARMAN CENTER LLC	\$999,324	620 F ST NW	Ward 2	N/A	N/A	N/A	N/A	N/A	N/A	N/A	N/A	N/A	N/A	N/A	N/A	N/A	N/A	N/A	N/A	N/A	N/A			
2019	None - Tax Expenditure	Tax Exemption	Tax Exemption	TYLER HOUSE ASSOCIATES 95 L.P.	\$785,289	1200 NORTH CAPITOL ST NW	Ward 6	N/A	N/A	N/A	N/A	N/A	N/A	N/A	N/A	N/A	N/A	N/A	N/A	N/A	N/A	N/A	N/A	N/A	N/A			
2019	None - Tax Expenditure	Real Property Tax Abatement	Tax Abatement	UNION PLACE PHASE I LLC	\$1,327,627	250 K ST NE	Ward 6	N/A	N/A	N/A	N/A	N/A	N/A	N/A	N/A	N/A	N/A	N/A	N/A	N/A	N/A	N/A	N/A	N/A	N/A			
2019	None - Tax Expenditure	Real Property Tax Abatement	Tax Abatement	UNIZO REAL ESTATE DC THREE LLC	\$2,702,977	820 1ST ST NE	Ward 6	N/A	N/A	N/A	N/A	N/A	N/A	N/A	N/A	N/A	N/A	N/A	N/A	N/A	N/A	N/A	N/A	N/A	N/A			



FY	Agency	Incentive Name	Incentive Type	Recipient Name	Incentive Amount	MAR Address of Investment	MAR_Ward	Number of District Residents Employed	Number of CBEs	Total Affordable Units Produced or Preserved	30% AMI	50% AMI	60% AMI	80% AMI	1 BRs	2 BRs	3 BRs	4+ BRs	Efficiency	SRO	Unknown BRs	Amenity Produced or Enhanced	Is recipient in compliance with District resident employment requirements?	CBE Compliant?	Affordable Housing Compliance? (Covenanted)	Additional Incentive Benefits	MAR_ID
2019	Deputy Mayor for Planning and Economic Development	Neighborhood Prosperity Fund	Grant	Dantes Partners	\$150,000	809 – 813 Kennedy st, NW	Ward 4	N/A	N/A	N/A	N/A	N/A	N/A	N/A	N/A	N/A	N/A	N/A	N/A	N/A	N/A	Commercial	N/A	N/A	N/A	NPF funding provides gap financing for commercial portions of projects	
2019	None - Tax Expenditure	Tax Exemption	Tax Exemption	VIEW 14 INVESTMENTS LLC	\$927,354	2305 14TH ST NW	Ward 1	N/A	N/A	N/A	N/A	N/A	N/A	N/A	N/A	N/A	N/A	N/A	N/A	N/A	N/A	N/A	N/A	N/A	N/A		
2019	Department of Housing and Community Development	Housing Preservation Fund	HPF Loan	W.C. Smith	\$700,000	2719 Douglas Place SE	Ward 8	N/A	N/A	61	28	0	0	0	33	ND	ND	ND	ND	ND	ND	N/A	N/A	N/A	Yes		
2019	None - Tax Expenditure	Tax Exemption	Tax Exemption	WASHINGTON CHINATOWN DEVELOPMENT COMPANY	\$394,101	800 6TH ST NW	Ward 2	N/A	N/A	N/A	N/A	N/A	N/A	N/A	N/A	N/A	N/A	N/A	N/A	N/A	N/A	N/A	N/A	N/A	N/A		
2019	None - Tax Expenditure	Qualified Supermarket Tax Incentive	Tax Exemption	WASHINGTON CONVENTION AND SPORTS AUTHORITY	\$2,032,066	801 Mt Vernon Pl NW	Ward 2	N/A	N/A	N/A	N/A	N/A	N/A	N/A	N/A	N/A	N/A	N/A	N/A	N/A	N/A	N/A	N/A	N/A	N/A		
2019	None - Tax Expenditure	Real Property Tax Abatement	Tax Abatement	WASHINGTON GATEWAY APARTMENTS VENTURE LLC	\$2,328,888	100 FLORIDA AVE NE	Ward 5	N/A	N/A	N/A	N/A	N/A	N/A	N/A	N/A	N/A	N/A	N/A	N/A	N/A	N/A	N/A	N/A	N/A	N/A		
2019	Department of Housing and Community Development	Housing Preservation Fund	HPF Loan	Wesley Housing	\$1,250,000	5000 & 5040 New Hampshire Avenue NW	Ward 4	N/A	N/A	53	0	0	0	53	0	ND	ND	ND	ND	ND	ND	N/A	N/A	N/A	Yes		
2019	None - Tax Expenditure	Tax Exemption	Tax Exemption	WOMANS NATL DEMOCRATIC CLUB	\$127,069	1526 NEW HAMPSHIRE AVE NW	Ward 2	N/A	N/A	N/A	N/A	N/A	N/A	N/A	N/A	N/A	N/A	N/A	N/A	N/A	N/A	N/A	N/A	N/A	N/A		
2019	None - Tax Expenditure	Tax Exemption	Tax Exemption	WOODMONT CROSSING INVESTOR LLC	\$149,428	2321 GOOD HOPE CT SE	Ward 8	N/A	N/A	N/A	N/A	N/A	N/A	N/A	N/A	N/A	N/A	N/A	N/A	N/A	N/A	N/A	N/A	N/A	N/A		
2019	Deputy Mayor for Planning and Economic Development	New Communities Initiative	Grant	Far SE Family Strengthening Collaborative	\$515,000	2041 MARTIN LUTHER KING JR AVENUE SE	Ward 8																				278056
2020	None - Tax Expenditure	Qualified Supermarket Tax Incentive	Tax Exemption	YES ORGANIC	\$132,590	2323 PENNSYLVANIA AVENUE SE	Ward 7	0																			
2020	None - Tax Expenditure	Real Property Tax Abatement	Tax Abatement		\$132,590	2323 PENNSYLVANIA AVENUE SE	Ward 7	0																			
2020	Department of Housing and Community Development	Housing Production Trust Fund	Pre-Development	Manna, Inc.	\$100,000	3800 SOUTH CAPITOL STREET SE	Ward 8	0		48																	
2020	Department of Housing and Community Development	Housing Production Trust Fund	Under Construction	800 Southern Ave, LLC	\$20,223,584	800 SOUTHERN AVENUE SE	Ward 8	0		334	10	142	158	24	192	135				4							
2020	Housing Finance Agency	HFA Revenue Bond	Revenue Bond	Vesta	\$41,690,000	800 SOUTHERN AVENUE SE	Ward 8	0		336	10	132	171	23													

FY	Agency	Incentive Name	Incentive Type	Recipient Name	Incentive Amount	MAR Address of Investment	MAR_Ward	Number of District Residents Employed	Number of CBEs	Total Affordable Units Produced or Preserved	30% AMI	50% AMI	60% AMI	80% AMI	1 BRs	2 BRs	3 BRs	4+ BRs	Efficiency	SRO	Unknown BRs	Amenity Produced or Enhanced	Is recipient in compliance with District resident employment requirements?	CBE Compliant?	Affordable Housing Compliance? (Covenanted)	Additional Incentive Benefits	MAR_ID	
2020	None - Tax Expenditure	Real Property Tax Abatement	Tax Abatement		\$128,652	2700 CONNECTICUT AVENUE NW	Ward 3	0																				
2020	None - Tax Expenditure	Qualified Supermarket Tax Incentive	Tax Exemption	SAFEWAY	\$349,565	3830 GEORGIA AVENUE NW	Ward 4	0																				
2020	Department of Housing and Community Development	Housing Production Trust Fund	N/A	Mi Casa, Inc.	\$100,000	10 Q STREET NW	Ward 5	0		24					6	13	5											
2020	Housing Finance Agency	HFA Revenue Bond	Revenue Bond	Redwood Housing	\$72,400,000	2549 ELVANS ROAD SE	Ward 8	0		398				0														
2020	Deputy Mayor for Planning and Economic Development	Industrial Revenue Bond	Revenue Bond	KIPP DC	\$65,000,000	3301 WHEELER ROAD SE	Ward 8	0																				
2020	None - Tax Expenditure	Real Property Tax Abatement	Tax Abatement		\$5,028,122	25 MASSACHUSETTS AVENUE NW	Ward 6	0																				
2020	None - Tax Expenditure	Real Property Tax Abatement	Tax Abatement		\$1,020,151	100 FLORIDA AVENUE NE	Ward 5	0																				
2020	None - Tax Expenditure	Real Property Tax Abatement	Tax Abatement		\$1,492,280	1015 HALF STREET SE	Ward 6	0																				
2020	Deputy Mayor for Planning and Economic Development	Neighborhood Prosperity Fund	Grant	THE NHP FOUNDATION	\$1,700,000	1090 VERMONT AVENUE NW	Ward 2	0																				
2020	None - Tax Expenditure	Real Property Tax Abatement	Tax Abatement		\$645,034	340 FLORIDA AVENUE NE	Ward 5	0																				
2020	Deputy Mayor for Planning and Economic Development	Neighborhood Prosperity Fund	Grant	WASHINGTON AREA COMMUNITY	\$5,000,000	1495 F STREET NW	Ward 2	0																				
2020	Deputy Mayor for Planning and Economic Development	Neighborhood Prosperity Fund	Grant	WASHINGTON AREA COMMUNITY	\$600,000	2012 RHODE ISLAND AVENUE NE	Ward 5	0																				
2020	Department of Housing and Community Development	Housing Production Trust Fund	Under Construction	Spring Flats family LLC	\$10,371,626	1125 SPRING ROAD NW	Ward 4	0		58	9	49	0	0	28	14	16											
2020	Department of Housing and Community Development	Housing Production Trust Fund	Under Construction	Spring Flats Senior 4, LLC.	\$3,506,854	1125 SPRING ROAD NW	Ward 4	0	9	43	16	27	0	0	36	7												
2020	Department of Housing and Community Development	Housing Production Trust Fund	Under Construction	Spring Flats Senior 9 LLC	\$826,062	1125 SPRING ROAD NW	Ward 4	0		45	14	17	14	0	39	6												
2020	Housing Finance Agency	HFA Revenue Bond	Revenue Bond	Victory, Brinshore, B of A CDC	\$7,092,600	1125 SPRING ROAD NW	Ward 4	0		43	16	27																

FY	Agency	Incentive Name	Incentive Type	Recipient Name	Incentive Amount	MAR Address of Investment	MAR_Ward	Number of District Residents Employed	Number of CBEs	Total Affordable Units Produced or Preserved	30% AMI	50% AMI	60% AMI	80% AMI	1 BRs	2 BRs	3 BRs	4+ BRs	Efficiency	SRO	Unknown BRs	Amenity Produced or Enhanced	Is recipient in compliance with District resident employment requirements?	CBE Compliant?	Affordable Housing Compliance? (Covenanted)	Additional Incentive Benefits	MAR_ID
2020	Housing Finance Agency	HFA Revenue Bond	Revenue Bond	Victory, Brinshore, B of A CDC	\$19,114,000	1125 SPRING ROAD NW	Ward 4	0		58	9	49															
2020	None - Tax Expenditure	Qualified Supermarket Tax Incentive	Tax Exemption	GIANT	\$404,023	1400 7TH STREET NW	Ward 6	0																			
2020	Deputy Mayor for Planning and Economic Development	Land Disposition Agreement	Land Disposition	St. Elizabeths Parcel 17	\$3,204,936	1205 ALABAMA AVENUE SE	Ward 8	0	6																		
2020	Deputy Mayor for Planning and Economic Development	Industrial Revenue Bond	Revenue Bond	Brookings Institution	\$45,000,000	1780 MASSACHUSETTS AVENUE NW	Ward 2	0																			
2020	Deputy Mayor for Planning and Economic Development	Industrial Revenue Bond	Revenue Bond	Vital Voices	\$27,215,000	1509 16TH STREET NW	Ward 2	0																			
2020	Department of Housing and Community Development	Housing Preservation Fund	HPF Loan	1400 Aspen Street Tenants Association	\$965,366	1400 ASPEN STREET NW	Ward 4	0		30	5	13		12													
2020	Deputy Mayor for Planning and Economic Development	Real Estate Development	Grant	GALA HISPANIC THEATER	\$1,000,000	2437 15TH STREET NW	Ward 1	0																			
2020	None - Tax Expenditure	Real Property Tax Abatement	Tax Abatement		\$868,767	2437 15TH STREET NW	Ward 1	0																			
2020	None - Tax Expenditure	Real Property Tax Abatement	Tax Abatement		\$2,657,821	820 1ST STREET NE	Ward 6	0																			
2020	None - Tax Expenditure	Real Property Tax Abatement	Tax Abatement		\$766,176	300 H STREET NE	Ward 6	0																			
2020	Department of Housing and Community Development	Housing Production Trust Fund	N/A	Institute of Urban Living dba Hyacinth's Place	\$100,000	3233 15TH PLACE SE	Ward 8	0		50																	
2020	Department of Housing and Community Development	Housing Production Trust Fund	Under Construction	Anacostia Gardens Owner, LLC	\$9,803,105	3600 ELY PLACE SE	Ward 7	0		99	0	9	90	0	36	49	14										
2020	Housing Finance Agency	HFA Revenue Bond	Revenue Bond	NHPP	\$13,850,000	3600 ELY PLACE SE	Ward 7	0		100		9	91														
2020	Department of Housing and Community Development	Housing Production Trust Fund	N/A		\$366,070	22 ATLANTIC STREET SE	Ward 8	0		15																	
2020	None - Tax Expenditure	Real Property Tax Abatement	Tax Abatement		\$792,420	4000 MASSACHUSETTS AVENUE NW	Ward 3	0																			
2020	Department of Housing and Community Development	Housing Production Trust Fund	Under Construction	Anchor Preservation LLC.	\$4,518,213	410 CEDAR STREET NW	Ward 4	0		30	3	0	23	4	15	14	1										

FY	Agency	Incentive Name	Incentive Type	Recipient Name	Incentive Amount	MAR Address of Investment	MAR_Ward	Number of District Residents Employed	Number of CBEs	Total Affordable Units Produced or Preserved	30% AMI	50% AMI	60% AMI	80% AMI	1 BRs	2 BRs	3 BRs	4+ BRs	Efficiency	SRO	Unknown BRs	Amenity Produced or Enhanced	Is recipient in compliance with District resident employment requirements?	CBE Compliant?	Affordable Housing Compliance? (Covenanted)	Additional Incentive Benefits	MAR_ID	
2020	Department of Housing and Community Development	Housing Production Trust Fund	Under Construction	Kennedy Street Community Partners, LLC	\$15,810,048	809 KENNEDY STREET NW	Ward 4	0		38	3	35	0	0	37					1								
2020	Housing Finance Agency	HFA Revenue Bond	Revenue Bond	Dantes Partners & Gilbane	\$8,200,000	809 KENNEDY STREET NW	Ward 4	0		38	3	35																
2020	None - Tax Expenditure	Real Property Tax Abatement	Tax Abatement		\$894,748	1325 W STREET NW	Ward 1	0																				
2020	Deputy Mayor for Planning and Economic Development	Industrial Revenue Bond	Revenue Bond	Trinity College	\$25,210,000	125 MICHIGAN AVENUE NE	Ward 5	0																				
2020	None - Tax Expenditure	Real Property Tax Abatement	Tax Abatement		\$1,459,222	1930 1ST STREET SW	Ward 6	0																				
2020	None - Tax Expenditure	Real Property Tax Abatement	Tax Abatement		\$1,873,948	1160 1ST STREET NE	Ward 6	0																				
2020	Deputy Mayor for Planning and Economic Development	Real Estate Development	Grant	CHECK IT ENTERPRISES LLC	\$2,000,000	1920 MARTIN LUTHER KING JR AVENUE SE	Ward 8	0																				
2020	Department of Housing and Community Development	Housing Preservation Fund	HPF Loan	MANNA	\$337,500	1711 28TH STREET SE	Ward 7	0		19				19														
2020	Department of Housing and Community Development	Housing Production Trust Fund	N/A	Manna, Inc.	\$100,000	2530 PARK PLACE SE	Ward 7	0		21					21													
2020	Housing Finance Agency	HFA Revenue Bond	Revenue Bond	Capital Realty Group	\$21,500,000	3225 23RD STREET SE	Ward 8	0		190	124	66																
2020	Deputy Mayor for Planning and Economic Development	Industrial Revenue Bond	Revenue Bond	Washington Latin PCS	\$14,500,000	5200 2ND STREET NW	Ward 4	0																				
2020	Deputy Mayor for Planning and Economic Development	Industrial Revenue Bond	Revenue Bond	St Paul on 4th	\$25,275,000	3015 4TH STREET NE	Ward 5	0																				
2020	Deputy Mayor for Planning and Economic Development	Industrial Revenue Bond	Revenue Bond	St Paul on 4th St	\$25,275,000	3015 4TH STREET NE	Ward 5	0																				
2020	Department of Housing and Community Development	Housing Production Trust Fund	N/A	Mary's House for Older Adults, Inc.	\$100,000	401 ANACOSTIA ROAD SE	Ward 7	0		15										15								
2020	Department of Housing and Community Development	Housing Production Trust Fund	Under Construction	1100 Eastern LLC	\$11,387,395	1100 EASTERN AVENUE NE	Ward 7	0		63	13	50	0	0	30	2	16	4		11								

FY	Agency	Incentive Name	Incentive Type	Recipient Name	Incentive Amount	MAR Address of Investment	MAR_Ward	Number of District Residents Employed	Number of CBEs	Total Affordable Units Produced or Preserved	30% AMI	50% AMI	60% AMI	80% AMI	1 BRs	2 BRs	3 BRs	4+ BRs	Efficiency	SRO	Unknown BRs	Amenity Produced or Enhanced	Is recipient in compliance with District resident employment requirements?	CBE Compliant?	Affordable Housing Compliance? (Covenanted)	Additional Incentive Benefits	MAR_ID
2020	Housing Finance Agency	HFA Revenue Bond	Revenue Bond	Neighborhood Development Company	\$13,900,000	1100 EASTERN AVENUE NE	Ward 7	0		63	13	50															
2020	Deputy Mayor for Planning and Economic Development	WRAMC Redevelopment	Grant	THE PARKS AT WALTER REED (TPWR) DEVELOPER, LLC	\$877,433	555 13TH STREET NW	Ward 2	31	14																		
2020	Department of Housing and Community Development	Housing Production Trust Fund	Under Construction	Hope Cooperative Association	\$5,456,468	1445 SPRING ROAD NW	Ward 4	0		13	6	4	0	1	13												
2020	None - Tax Expenditure	Qualified Supermarket Tax Incentive	Tax Exemption	ALDI	\$171,121	901 17TH STREET NE	Ward 5	0																			
2020	Deputy Mayor for Planning and Economic Development	Land Disposition Agreement	Land Disposition	The Hartley (Walter Reed Building II)	\$183,926	6900 GEORGIA AVENUE NW	Ward 4	0																			
2020	None - Tax Expenditure	Real Property Tax Abatement	Tax Abatement		\$701,009	140 M STREET NE	Ward 6	0																			
2020	Deputy Mayor for Planning and Economic Development	Industrial Revenue Bond	Revenue Bond	Public Foundation Welfare	\$12,100,000	1200 U STREET NW	Ward 1	0																			
2020	Deputy Mayor for Planning and Economic Development	Industrial Revenue Bond	Revenue Bond	Hospital for Sick Children	\$8,475,000	1731 BUNKER HILL ROAD NE	Ward 5	0																			
2020	Deputy Mayor for Planning and Economic Development	Neighborhood Prosperity Fund	Grant	MUKI'S MARKET	\$100,000	4403 BOWEN ROAD SE	Ward 7	0																			
2020	Department of Housing and Community Development	Housing Production Trust Fund	Under Construction	TM-DBT LP	\$13,877,898	1550 1ST STREET SW	Ward 6	0		76	16	60	0	0	48	19			9								
2020	Housing Finance Agency	HFA Revenue Bond	Revenue Bond	TM Associates	\$21,600,000	1550 1ST STREET SW	Ward 6	0		76	16	60															
2020	Department of Housing and Community Development	Housing Preservation Fund	HPF Loan	Dantes Partners	\$1,100,000	4236 4TH STREET SE	Ward 8	0		126	4	64	26	1													
2020	Department of Housing and Community Development	Housing Production Trust Fund	Under Construction	Scattered Site III LLC	\$11,407,761	1338 R STREET NW	Ward 2	0		87	87	0	0	0						87							
2020	Housing Finance Agency	HFA Revenue Bond	Revenue Bond	SOME	\$17,300,000	1338 R STREET NW	Ward 2	0		89	87																
2020	None - Tax Expenditure	Real Property Tax Abatement	Tax Abatement		\$113,798	5432 CONNECTICUT AVENUE NW	Ward 3	0																			
2020	None - Tax Expenditure	Real Property Tax Abatement	Tax Abatement		\$365,750	150 Q STREET NE	Ward 5	0																			

FY	Agency	Incentive Name	Incentive Type	Recipient Name	Incentive Amount	MAR Address of Investment	MAR_Ward	Number of District Residents Employed	Number of CBEs	Total Affordable Units Produced or Preserved	30% AMI	50% AMI	60% AMI	80% AMI	1 BRs	2 BRs	3 BRs	4+ BRs	Efficiency	SRO	Unknown BRs	Amenity Produced or Enhanced	Is recipient in compliance with District resident employment requirements?	CBE Compliant?	Affordable Housing Compliance? (Covenanted)	Additional Incentive Benefits	MAR_ID	
2020	None - Tax Expenditure	Real Property Tax Abatement	Tax Abatement		\$101,248		Ward 2	0																				
2020	Department of Housing and Community Development	Housing Preservation Fund	HPF Loan	MED Developers	\$1,159,992	2384 CHAMPLAIN STREET NW	Ward 1	0		30				30														
2020	None - Tax Expenditure	Real Property Tax Abatement	Tax Abatement		\$757,421	151 Q STREET NE	Ward 5	0																				
2020	None - Tax Expenditure	Real Property Tax Abatement	Tax Abatement		\$723,503	2 M STREET NE	Ward 6	0																				
2020	None - Tax Expenditure	Real Property Tax Abatement	Tax Abatement		\$661,235	250 K STREET NE	Ward 6	0																				
2020	None - Tax Expenditure	Real Property Tax Abatement	Tax Abatement		\$1,698,744	130 M STREET NE	Ward 6	0																				
2020	None - Tax Expenditure	Real Property Tax Abatement	Tax Abatement		\$1,354,533	55 M STREET NE	Ward 6	0																				
2020	Deputy Mayor for Planning and Economic Development	Land Disposition Agreement	Land Disposition	MLK Gateway	\$200,000	1909 MARTIN LUTHER KING JR AVENUE SE	Ward 8	0	2																			
2020	None - Tax Expenditure	Real Property Tax Abatement	Tax Abatement		\$427,117	1805 7TH STREET NW	Ward 1	0																				
2020	None - Tax Expenditure	Qualified Supermarket Tax Incentive	Tax Exemption	COSTCO	\$400,723	2441 MARKET STREET NE	Ward 5	0																				
2020	None - Tax Expenditure	Real Property Tax Abatement	Tax Abatement		\$199,649	77 H STREET NW	Ward 6	0																				
2020	None - Tax Expenditure	Real Property Tax Abatement	Tax Abatement		\$2,335,146	1550 7TH STREET NW	Ward 6	0																				
2020	Department of Housing and Community Development	Housing Production Trust Fund	Pre-Development	Wesley Hawaii LLC	\$100,000	1 HAWAII AVENUE NE	Ward 5	0		70																		
2020	Department of Housing and Community Development	Housing Production Trust Fund	N/A	North Capitol Commons, LP	\$500,000	1005 NORTH CAPITOL STREET NE	Ward 6	0		124										124								
2020	Deputy Mayor for Planning and Economic Development	African-American Civil War Museum Grant Implementation Amendment Act of 2018	Grant	AFRICAN-AMERICAN CIVIL WAR	\$500,000	1925 VERMONT AVENUE NW	Ward 1	0																				

FY	Agency	Incentive Name	Incentive Type	Recipient Name	Incentive Amount	MAR Address of Investment	MAR_Ward	Number of District Residents Employed	Number of CBEs	Total Affordable Units Produced or Preserved	30% AMI	50% AMI	60% AMI	80% AMI	1 BRs	2 BRs	3 BRs	4+ BRs	Efficiency	SRO	Unknown BRs	Amenity Produced or Enhanced	Is recipient in compliance with District resident employment requirements?	CBE Compliant?	Affordable Housing Compliance? (Covenanted)	Additional Incentive Benefits	MAR_ID
2020	None - Tax Expenditure	Real Property Tax Abatement	Tax Abatement		\$234,169	600 KENILWORTH TERRACE NE	Ward 7	0																			
2020	None - Tax Expenditure	Real Property Tax Abatement	Tax Abatement		\$984,275	60 L STREET NE	Ward 6	0																			
2020	Department of Housing and Community Development	Housing Production Trust Fund	Under Construction	PB HanTiv Owner LLC	\$9,700,125	4811 NORTH CAPITOL STREET NE	Ward 5	0		90	8	29	53	0	49	33	8										
2020	Housing Finance Agency	HFA Revenue Bond	Revenue Bond	Manna, TM Associates, EquityPlus	\$16,900,000	4811 NORTH CAPITOL STREET NE	Ward 5	0		90	8	29	53														
2020	Deputy Mayor for Planning and Economic Development	Land Disposition Agreement	Land Disposition	Ft Totten Triangle	\$2,000,000	5581 SOUTH DAKOTA AVENUE NE	Ward 4	0																			
2020	None - Tax Expenditure	Real Property Tax Abatement	Tax Abatement		\$545,116	200 Q STREET NE	Ward 5	0																			
2020	None - Tax Expenditure	Real Property Tax Abatement	Tax Abatement		\$90,341	371 MORSE STREET NE	Ward 5	0																			
2020	None - Tax Expenditure	Real Property Tax Abatement	Tax Abatement		\$1,484,115	700 L'ENFANT PLAZA SW	Ward 6	0																			
2020	Housing Finance Agency	HFA Revenue Bond	Revenue Bond	The Foundation, Gragg Cardona, Carding Group	\$58,000,000	1650 KENILWORTH AVENUE NE	Ward 7	0		157	0	0	157	0													
2020	Department of Housing and Community Development	Housing Production Trust Fund	Pre-Development	Minnesota and 27th SE LLC	\$6,427,352	1327 27TH STREET SE	Ward 7	0		26	0	12	6	8						2							
2020	Department of Housing and Community Development	Housing Production Trust Fund	N/A		\$1,937,575	881 3RD STREET NW	Ward 6	0		71					56	7				8							
2020	Deputy Mayor for Planning and Economic Development	New Communities Initiative	Grant	Far SE Family Strengthening Collaborative	\$600,000	2041 MARTIN LUTHER KING JR AVENUE SE	Ward 8																				278056
2021	Housing Finance Agency	HFA Revenue Bond	Revenue Bond	NHT - Enterprise	\$11,500,000					65	77		73														146664
2021	Housing Finance Agency	HFA Revenue Bond	Revenue Bond	Standard Communities, Housing On Merit	\$15,200,000					46	6	106															240186
2021	Deputy Mayor for Planning and Economic Development	Neighborhood Prosperity Fund	Grant	The Gaston Group	\$145,000	1215 Good Hope Road SE, Washington, DC 20020	Ward 8																				148119
2021	Department of Housing and Community Development	Low Income Housing Tax Credit	LIHTC	Cascade Community Park Partners II LLC	\$1,847,149	4232 4TH STREET SE	Ward 8			73	19	35	10	9	19	18	18	18		0							149605

FY	Agency	Incentive Name	Incentive Type	Recipient Name	Incentive Amount	MAR Address of Investment	MAR_Ward	Number of District Residents Employed	Number of CBEs	Total Affordable Units Produced or Preserved	30% AMI	50% AMI	60% AMI	80% AMI	1 BRs	2 BRs	3 BRs	4+ BRs	Efficiency	SRO	Unknown BRs	Amenity Produced or Enhanced	Is recipient in compliance with District resident employment requirements?	CBE Compliant?	Affordable Housing Compliance? (Covenanted)	Additional Incentive Benefits	MAR_ID
2021	Department of Housing and Community Development	Housing Production Trust Fund	HPTF Loan	49th Street Developer LLC	\$10,250,000	1 49TH STREET SE	Ward 7			28	0	0	0	28			28										149690
2021	Department of Housing and Community Development	Housing Production Trust Fund	HPTF Loan	49TH STREET DEVELOPER LLC	\$1,953,029	1 49TH STREET SE	Ward 7																				149690
2021	Department of Housing and Community Development	Low Income Housing Tax Credit	LIHTC	MC Rental Preservation 1 LLC	\$887,588	1847 GOOD HOPE ROAD SE	Ward 8			30	13	9	8	0	4	26											150176
2021	Department of Housing and Community Development	Housing Production Trust Fund	HPTF Loan	New Savannah Preservation Partners LLC	\$9,191,407	1301 SAVANNAH STREET SE	Ward 8			65	7	51	7	0		56	9										155736
2021	Department of Housing and Community Development	Housing Production Trust Fund	HPTF Loan	NEW SAVANNAH PRESERVATION PARTNERS	\$1,379,645	1301 SAVANNAH STREET SE	Ward 8																				155736
2021	None - Tax Expenditure	Real Property Tax Abatement	Tax Abatement	2700 CONECTICUT AVENUE LLC	\$128,652	2700 CONNECTICUT AVENUE NW	Ward 3																				220008
2021	None - Tax Expenditure	Real Property Tax Abatement	Tax Abatement	EDWARD H KAPLAN	\$792,420	4000 MASSACHUSETTS AVENUE NW	Ward 3																				223988
2021	Department of Housing and Community Development	Housing Production Trust Fund	HPTF Loan	PETWORTH STATION LP	\$290,000	930 RANDOLPH STREET NW	Ward 4																				225073
2021	Deputy Mayor for Planning and Economic Development	New Communities Initiative	Grant	HOUSING IN TRANSITION INC - PARK MORTON	\$340,000	610 Park Road NW Washington, DC 20010	Ward 1																				228839
2021	None - Tax Expenditure	Real Property Tax Abatement	Tax Abatement	801 NEW JERSEY PHASE 1 LLC	\$868,767	2437 15TH STREET NW	Ward 1																				234197
2021	Department of Housing and Community Development	Low Income Housing Tax Credit	LIHTC	Northwest One (Phase I)	\$2,277,670	33 K STREET NW	Ward 6			112	77	0	73	0	58	42	31	5	14								237134
2021	Deputy Mayor for Planning and Economic Development	New Communities Initiative	Grant	THE COMMUNITY BUILDERS INC	\$75,000	1003 K Street, NW Suite 700, Washington, DC 20001	Ward 2																				239367
2021	Department of Housing and Community Development	Low Income Housing Tax Credit	LIHTC	Ritch Homes Apartments	\$1,020,818	1416 R STREET NW	Ward 2																				240187
2021	Deputy Mayor for Planning and Economic Development	WRAMC Redevelopment	Grant	THE PARKS AT WALTER REED (TPWR) DEVELOPER, LLC	\$877,433	555 13th Street, NW Suite 400 W Washington, DC 20012	Ward 2																				240935



FY	Agency	Incentive Name	Incentive Type	Recipient Name	Incentive Amount	MAR Address of Investment	MAR_Ward	Number of District Residents Employed	Number of CBEs	Total Affordable Units Produced or Preserved	30% AMI	50% AMI	60% AMI	80% AMI	1 BRs	2 BRs	3 BRs	4+ BRs	Efficiency	SRO	Unknown BRs	Amenity Produced or Enhanced	Is recipient in compliance with District resident employment requirements?	CBE Compliant?	Affordable Housing Compliance? (Covenanted)	Additional Incentive Benefits	MAR_ID	
2021	Deputy Mayor for Planning and Economic Development	Neighborhood Prosperity Fund		Medici Road Inc.	\$500,000	1629 K Street NW, Washington DC 20006	Ward 2																					242031
2021	Department of Housing and Community Development	Housing Production Trust Fund	HPTF Loan	Wesley New Hampshire LLC	\$100,000	5000 NEW HAMPSHIRE AVENUE NW	Ward 4			56					37	4				15								243521
2021	Department of Housing and Community Development	Housing Production Trust Fund	HPTF Loan	HAMPSTEAD KINGSTON PARTNERS, L	\$83,153	614 LONGFELLOW STREET NW	Ward 4																					246730
2021	Department of Housing and Community Development	Housing Production Trust Fund	HPTF Loan	Phoenix Cooperative Association	\$2,055,758	505 JEFFERSON STREET NW	Ward 4			14	7	5	0	2	14													246749
2021	Deputy Mayor for Planning and Economic Development	FY21 DC Locally Made Manufacturing Grant	Grant	Basque Bar LLC	\$95,000	711 Kennedy Street NW Washington, DC 20011	Ward 4																					250302
2021	Department of Housing and Community Development	Housing Production Trust Fund	HPTF Loan	BRIGHTWOOD GARDENS	\$833,755	931 LONGFELLOW STREET NW	Ward 4																					254436
2021	Department of Housing and Community Development	Housing Production Trust Fund	HPTF Loan	KENNEDY STREET COMMUNITY PARTNERS	\$4,318,959	809 KENNEDY STREET NW	Ward 4																					254492
2021	Department of Housing and Community Development	Housing Production Trust Fund	HPTF Loan	HOPE COOPERATIVE ASSOCIATION	\$1,174,009	1445 SPRING ROAD NW	Ward 4																					259017
2021	None - Tax Expenditure	Real Property Tax Abatement	Tax Abatement	BCB APARTMENTS LLC	\$113,798	5432 CONNECTICUT AVENUE NW	Ward 3																					263802
2021	Department of Housing and Community Development	Housing Production Trust Fund	HPTF Loan	SOUTH CAPITOL IMPROVEMENTS, LL	\$5,290,221	4001 SOUTH CAPITOL STREET SW	Ward 8																					276615
2021	Deputy Mayor for Planning and Economic Development	New Communities Initiative	Grant	Far SE Family Strengthening Collaborative	\$450,000	2007 Martin Luther King Jr Avenue SE, Washington, DC 20020	Ward 8																					278027
2021	Deputy Mayor for Planning and Economic Development	New Communities Initiative	Grant	FAR SOUTHEAST FAMILY	\$450,000	2041 Martin Luther King, Jr. Avenue, SE, Suite 400, Washington, DC 20020	Ward 8																					278056

FY	Agency	Incentive Name	Incentive Type	Recipient Name	Incentive Amount	MAR Address of Investment	MAR_Ward	Number of District Residents Employed	Number of CBEs	Total Affordable Units Produced or Preserved	30% AMI	50% AMI	60% AMI	80% AMI	1 BRs	2 BRs	3 BRs	4+ BRs	Efficiency	SRO	Unknown BRs	Amenity Produced or Enhanced	Is recipient in compliance with District resident employment requirements?	CBE Compliant?	Affordable Housing Compliance? (Covenanted)	Additional Incentive Benefits	MAR_ID	
2021	Deputy Mayor for Planning and Economic Development	New Communities Initiative	Grant	Far SE Family Strengthening Collaborative	\$553,000	2041 Martin Luther King, Jr. Avenue, SE, Suite 400, Washington, DC 20020	Ward 8																					278056
2021	Deputy Mayor for Planning and Economic Development	New Communities Initiative	Grant	Far SE Family Strengthening Collaborative	\$610,175	2042 Martin Luther King, Jr. Avenue, SE, Suite 400, Washington, DC 20020	Ward 8																					278056
2021	Deputy Mayor for Planning and Economic Development	New Communities Initiative	Grant	Far SE Family Strengthening Collaborative	\$515,000	2043 Martin Luther King, Jr. Avenue, SE, Suite 400, Washington, DC 20020	Ward 8																					278056
2021	Deputy Mayor for Planning and Economic Development	New Communities Initiative	Grant	Far SE Family Strengthening Collaborative	\$515,000	2044 Martin Luther King, Jr. Avenue, SE, Suite 400, Washington, DC 20020	Ward 8																					278056
2021	Deputy Mayor for Planning and Economic Development	New Communities Initiative	Grant	Far SE Family Strengthening Collaborative	\$600,000	2045 Martin Luther King, Jr. Avenue, SE, Suite 400, Washington, DC 20020	Ward 8																					278056
2021	Deputy Mayor for Planning and Economic Development	New Communities Initiative	Grant	Far SE Family Strengthening Collaborative	\$550,000	2046 Martin Luther King, Jr. Avenue, SE, Suite 400, Washington, DC 20020	Ward 8																					278056
2021	Deputy Mayor for Planning and Economic Development	FY21 Legacy Small Business Recovery Grant	Grant	JMJ, Inc	\$85,500	3908 Pennsylvania Avenue SE Washington, DC 20020	Ward 7																					278448
2021	Department of Housing and Community Development	Housing Production Trust Fund	HPTF Loan	SPRING FLATS FAMILY LLC	\$7,234,383	1125 SPRING ROAD NW	Ward 4																					283920
2021	Department of Housing and Community Development	Housing Production Trust Fund	HPTF Loan	SPRING FLATS SENIOR 4 LLC	\$1,954,816	1125 SPRING ROAD NW	Ward 4																					283920
2021	Department of Housing and Community Development	Housing Production Trust Fund	HPTF Loan	SPRING FLATS SENIOR 9 LLC	\$185,026	1125 SPRING ROAD NW	Ward 4																					283920

FY	Agency	Incentive Name	Incentive Type	Recipient Name	Incentive Amount	MAR Address of Investment	MAR_Ward	Number of District Residents Employed	Number of CBEs	Total Affordable Units Produced or Preserved	30% AMI	50% AMI	60% AMI	80% AMI	1 BRs	2 BRs	3 BRs	4+ BRs	Efficiency	SRO	Unknown BRs	Amenity Produced or Enhanced	Is recipient in compliance with District resident employment requirements?	CBE Compliant?	Affordable Housing Compliance? (Covenanted)	Additional Incentive Benefits	MAR_ID	
2021	Deputy Mayor for Planning and Economic Development	FY21 DC Locally Made Manufacturing Grant	Grant	With Malus Aforethought, LLC	\$120,000	3930 Georgia Avenue NW Washington, DC 20011	Ward 4																					284807
2021	Deputy Mayor for Planning and Economic Development	New Communities Initiative	Grant	HOUSING IN TRANSITION INC - NW1	\$565,000	1140 North Capitol Street, NW Suite 124 Washington, DC 20002	Ward 6																					285576
2021	Deputy Mayor for Planning and Economic Development	FY21 Food Access Fund Grant	Grant	The Fresh Food Factory	\$603,867	1231 Good Hope Road, SE, Washington, DC 20020	Ward 8																					285962
2021	Department of Housing and Community Development	Housing Production Trust Fund	HPTF Loan	MANNA INC	\$191,842	2200 HUNTER PLACE SE	Ward 8																					286706
2021	Department of Housing and Community Development	Housing Production Trust Fund	HPTF Loan	AINGER PLACE ASSOCIATES LLC	\$341,078	2412 AINGER PLACE SE	Ward 8																					287032
2021	None - Tax Expenditure	Real Property Tax Abatement	Tax Abatement	GATEWAY MARKET LLC	\$78,689	340 FLORIDA AVENUE NE	Ward 5																					287853
2021	None - Tax Expenditure	Real Property Tax Abatement	Tax Abatement	GATEWAY MARKET L/CAL LLC	\$466,605	340 FLORIDA AVENUE NE	Ward 5																					287853
2021	Department of Housing and Community Development	Housing Production Trust Fund	HPTF Loan	3534 EAST CAP VENTURE, LLC	\$950,000	3534 EAST CAPITOL STREET NE	Ward 7																					287970
2021	Deputy Mayor for Planning and Economic Development	Neighborhood Prosperity Fund	Grant	Marshall Heights Community Development Organization	\$300,000	3939 Benning Road NE, Washington DC 20019	Ward 7																					288046
2021	Deputy Mayor for Planning and Economic Development	Neighborhood Prosperity Fund	Grant	4600 Minnesota Avenue NE LLC	\$400,000	4600 Minnesota Avenue NE, Washington, DC 20019	Ward 7																					288247
2021	Department of Housing and Community Development	Housing Production Trust Fund	HPTF Loan	PB HANTIV OWNER LLC	\$5,755,133	4811 NORTH CAPITOL STREET NE	Ward 5																					288280
2021	None - Tax Expenditure	Real Property Tax Abatement	Tax Abatement	UNIZO REAL ESTATE DC THREE LLC	\$2,657,821	820 1ST STREET NE	Ward 6																					288995
2021	Deputy Mayor for Planning and Economic Development	FY21 Legacy Small Business Recovery Grant	Grant	JBS Inc dba Rocklands Barbeque and Grilling Company	\$236,526	2418 Wisconsin Avenue NW, Washington, DC 20007	Ward 3																					289360
2021	Deputy Mayor for Planning and Economic Development	FY21 DC Locally Made Manufacturing Grant	Grant	City-State Brewing Co. LLC	\$145,000	705 Edgewood Street NE Unit #2 Washington, DC 20017	Ward 5																					289576

FY	Agency	Incentive Name	Incentive Type	Recipient Name	Incentive Amount	MAR Address of Investment	MAR_Ward	Number of District Residents Employed	Number of CBEs	Total Affordable Units Produced or Preserved	30% AMI	50% AMI	60% AMI	80% AMI	1 BRs	2 BRs	3 BRs	4+ BRs	Efficiency	SRO	Unknown BRs	Amenity Produced or Enhanced	Is recipient in compliance with District resident employment requirements?	CBE Compliant?	Affordable Housing Compliance? (Covenanted)	Additional Incentive Benefits	MAR_ID	
2021	Department of Housing and Community Development	Housing Production Trust Fund	HPTF Loan	ABRAMS HALL SENIOR	\$187,843	6900 GEORGIA AVENUE NW	Ward 4																					292768
2021	Deputy Mayor for Planning and Economic Development	FY21 DC Locally Made Manufacturing Grant	Grant	Yeleen Beauty LLC	\$640,000	2 Massachusetts Avenue NE #1841 Washington, DC 20002	Ward 6																					293217
2021	Department of Housing and Community Development	Housing Production Trust Fund	HPTF Loan	Abrams Hall North LP	\$2,443,000	4200 CONNECTICUT AVENUE NW	Ward 3			54	54	0	0	0					54									297694
2021	Deputy Mayor for Planning and Economic Development	Neighborhood Prosperity Fund	Grant	DC Central Kitchen	\$340,000	425 2nd Street NW, Washington DC 20001	Ward 6																					299726
2021	None - Tax Expenditure	Real Property Tax Abatement	Tax Abatement	T-C REPUBLIC SQUARE OWNER LLC	\$5,028,122	25 MASSACHUSETTS AVENUE NW	Ward 6																					300403
2021	Housing Finance Agency	HFA Revenue Bond	Revenue Bond	MRP, TAA, dn CSG Urban	\$29,900,000	2 L STREET NW	Ward 6			150	12	64		42														300442
2021	Department of Housing and Community Development	Low Income Housing Tax Credit	LIHTC	218 Vine Street – 9%	\$1,100,000	218 VINE STREET NW	Ward 4			37	0	37	0	0	17	1			19									300685
2021	Department of Housing and Community Development	Housing Production Trust Fund	HPTF Loan	218 Vine Street NW Residential PJV - Phase 2, LLC	\$13,208,091	218 VINE STREET NW	Ward 4			92	26	53	13	0	38	1			53									300685
2021	Housing Finance Agency	HFA Revenue Bond	Revenue Bond	Jair Lynch, Housing Up	\$21,500,000	218 VINE STREET NW	Ward 4			92	5	37	4															300685
2021	Deputy Mayor for Planning and Economic Development	FY21 Legacy Small Business Recovery Grant	Grant	Dudley Enterprises LLC	\$102,800	2031 Rhode Island Avenue, NE, Washington, DC 20018	Ward 5																					303157
2021	None - Tax Expenditure	Real Property Tax Abatement	Tax Abatement	THE FLATS 130 DC RESIDENTIAL LLC	\$329,175	130 M STREET NE	Ward 6																					303694
2021	None - Tax Expenditure	Real Property Tax Abatement	Tax Abatement	THE FLATS 130 DC RESIDENTIAL LLC	\$126,798	130 M STREET NE	Ward 6																					303694
2021	None - Tax Expenditure	Real Property Tax Abatement	Tax Abatement	THE FLATS 130 DC RESIDENTIAL LLC	\$125,676	130 M STREET NE	Ward 6																					303694
2021	None - Tax Expenditure	Real Property Tax Abatement	Tax Abatement	THE FLATS 130 DC RESIDENTIAL LLC	\$1,023,127	130 M STREET NE	Ward 6																					303694
2021	Department of Housing and Community Development	Housing Production Trust Fund	HPTF Loan	PARKWAY OVERLOOK II LP	\$1,251,081	4656 LIVINGSTON ROAD SE	Ward 8				7	51	7															306051

FY	Agency	Incentive Name	Incentive Type	Recipient Name	Incentive Amount	MAR Address of Investment	MAR_Ward	Number of District Residents Employed	Number of CBEs	Total Affordable Units Produced or Preserved	30% AMI	50% AMI	60% AMI	80% AMI	1 BRs	2 BRs	3 BRs	4+ BRs	Efficiency	SRO	Unknown BRs	Amenity Produced or Enhanced	Is recipient in compliance with District resident employment requirements?	CBE Compliant?	Affordable Housing Compliance? (Covenanted)	Additional Incentive Benefits	MAR_ID	
2021	None - Tax Expenditure	Real Property Tax Abatement	Tax Abatement	WASHINGTON GATEWAY APARTMENTS VENTURE LLC	\$1,020,151	100 FLORIDA AVENUE NE	Ward 5																					306456
2021	Deputy Mayor for Planning and Economic Development	Neighborhood Prosperity Fund	Grant	3443 Benning LLC	\$250,000	3232 Georgia Avenue, NW Suite 100, Washington, DC 20010	Ward 1																					308223
2021	None - Tax Expenditure	Real Property Tax Abatement	Tax Abatement	2 M STREET REDEVELOPMENT LLC	\$723,503	2 M STREET NE	Ward 6																					308422
2021	None - Tax Expenditure	Real Property Tax Abatement	Tax Abatement	THE FLATS 140 DC RESIDENTIAL LLC	\$701,009	140 M STREET NE	Ward 6																					308962
2021	None - Tax Expenditure	Real Property Tax Abatement	Tax Abatement	UNITED NEGRO COLLEGE FUND INC	\$427,117	1805 7TH STREET NW	Ward 1																					309672
2021	None - Tax Expenditure	Real Property Tax Abatement	Tax Abatement	801 NEW JERSEY PHASE 1 LLC	\$199,649	77 H STREET NW	Ward 6																					310069
2021	Department of Housing and Community Development	Housing Production Trust Fund	HPTF Loan	CIGD PARKSIDE 7 LLC	\$428,478	600 KENILWORTH TERRACE NE	Ward 7																					311058
2021	None - Tax Expenditure	Real Property Tax Abatement	Tax Abatement	CI GD PARKSIDE 7 LLC	\$234,169	600 KENILWORTH TERRACE NE	Ward 7																					311058
2021	Deputy Mayor for Planning and Economic Development	FY21 Food Access Fund Grant	Grant	HS Skyland LLC dba Halfsmoke	\$997,415	2201 Town Center Drive SE, #T1, Washington, DC 20020	Ward 7																					313167
2021	Deputy Mayor for Planning and Economic Development	FY21 Food Access Fund Grant	Grant	Green T Group II Inc dba Sala Thai	\$555,522	1901 C Street SE, Suite A, Washington, DC 20003	Ward 7																					314740
2021	Department of Housing and Community Development	Low Income Housing Tax Credit	LIHTC	Ethel DC, LLC	\$2,692,196	1900 C STREET SE	Ward 7								100													314741
2021	None - Tax Expenditure	Real Property Tax Abatement	Tax Abatement	GATEWAY MARKET (SOE) LLC	\$90,341	371 MORSE STREET NE	Ward 5																					315645
2021	Department of Housing and Community Development	Housing Production Trust Fund	HPTF Loan	555 E STREET SW SENIORS LLC	\$984,238	555 E STREET SW	Ward 6																					316452
2021	Department of Housing and Community Development	Housing Production Trust Fund	HPTF Loan	CAPITOL VISTA COMMUNITY PART	\$1,713,384	800 NEW JERSEY AVENUE NW	Ward 6																					318975

FY	Agency	Incentive Name	Incentive Type	Recipient Name	Incentive Amount	MAR Address of Investment	MAR_Ward	Number of District Residents Employed	Number of CBEs	Total Affordable Units Produced or Preserved	30% AMI	50% AMI	60% AMI	80% AMI	1 BRs	2 BRs	3 BRs	4+ BRs	Efficiency	SRO	Unknown BRs	Amenity Produced or Enhanced	Is recipient in compliance with District resident employment requirements?	CBE Compliant?	Affordable Housing Compliance? (Covenanted)	Additional Incentive Benefits	MAR_ID	
2021	Department of Housing and Community Development	Housing Production Trust Fund	HPTF Loan	MI CASA MY HOUSE INC.	\$204,486	1928 15TH STREET SE	Ward 8																					319482
2021	Deputy Mayor for Planning and Economic Development	Land Disposition Agreement	Land Disposition	8th and O	\$1,000,000	1336 8TH STREET NW	Ward 6																					319628
2021	Department of Housing and Community Development	Housing Production Trust Fund	HPTF Loan	2442 MLK, LLC	\$16,523,766	2442 MARTIN LUTHER KING JR AVENUE SE	Ward 8			81	6	106	0	0	32	52	28											331211
2021	Department of Housing and Community Development	Housing Production Trust Fund	HPTF Loan	2442 MLK LLC	\$15,459,452	2442 MARTIN LUTHER KING JR AVENUE SE	Ward 8																					331211
2021	Housing Finance Agency	HFA Revenue Bond	Revenue Bond	MRP, Taylor Adams Associates	\$26,100,000	2442 MARTIN LUTHER KING JR AVENUE SE	Ward 8			112	14	18	0	4														331211
2021	Department of Housing and Community Development	Low Income Housing Tax Credit	LIHTC	Sursum Corda	\$1,883,833	1112 1ST TERRACE NW	Ward 6								38	47	38	4										331765
2021	Housing Finance Agency	HFA Revenue Bond	Revenue Bond	L+M Development Partners, Toll Brothers	\$23,000,000	1112 1ST TERRACE NW	Ward 6			118	26	53	13															331765
2021	Department of Housing and Community Development	Housing Production Trust Fund	HPTF Loan	3500 EAST CAPITOL	\$1,828,184	3500 EAST CAPITOL STREET NE	Ward 7																					331864
2021	Department of Housing and Community Development	Housing Production Trust Fund	HPTF Loan	LIBERTY PLACE APARTMENTS LLC	\$2,953,612	881 3RD STREET NW	Ward 6																					331865
2021	Department of Housing and Community Development	Housing Production Trust Fund	HPTF Loan	NATL HOUSING TRUST-ENT PRES CO	\$264,600	881 3RD STREET NW	Ward 6																					331865
2021	Housing Finance Agency	HFA Revenue Bond	Revenue Bond	NHT - Enterprise and IBF Development	\$2,500,000	881 3RD STREET NW	Ward 6			0	9	32	0	0														331865
2021	Department of Housing and Community Development	Housing Production Trust Fund	HPTF Loan	1515 North Capitol LLC	\$20,513,801	1515 NORTH CAPITOL STREET NE	Ward 5			139	75	61	0	0	1					138								333592
2021	Department of Housing and Community Development	Housing Production Trust Fund	HPTF Loan	1515 NORTH CAPITOL LLC	\$9,130,035	1515 NORTH CAPITOL STREET NE	Ward 5																					333592
2021	Deputy Mayor for Planning and Economic Development	New Communities Initiative	Grant	HOMES FOR HOPE INC	\$600,000	3009 G Street, SE, Apartment B, Washington, DC 20019	Ward 7																					42364

FY	Agency	Incentive Name	Incentive Type	Recipient Name	Incentive Amount	MAR Address of Investment	MAR_Ward	Number of District Residents Employed	Number of CBEs	Total Affordable Units Produced or Preserved	30% AMI	50% AMI	60% AMI	80% AMI	1 BRs	2 BRs	3 BRs	4+ BRs	Efficiency	SRO	Unknown BRs	Amenity Produced or Enhanced	Is recipient in compliance with District resident employment requirements?	CBE Compliant?	Affordable Housing Compliance? (Covenanted)	Additional Incentive Benefits	MAR_ID	
2021	Department of Housing and Community Development	Housing Production Trust Fund	HPTF Loan	The Clara on Martin Luther King Jr. Avenue LLC	\$43,279,266	2323 MARTIN LUTHER KING JR AVENUE SE	Ward 8			92	20	61	0	0	29	28	21											48539
2021	Housing Finance Agency	HFA Revenue Bond	Revenue Bond	Banneker Ventures, Medina Life	\$19,738,000	2323 MARTIN LUTHER KING JR AVENUE SE	Ward 8			71																		48539
2021	None - Tax Expenditure	Real Property Tax Abatement	Tax Abatement	2300 PENNSYLVANIA AVENUE LLC	\$132,590	2323 PENNSYLVANIA AVENUE SE	Ward 7																					48543
2021	Department of Housing and Community Development	Housing Production Trust Fund	HPTF Loan	22 ATLANTIC COOPERATIVE	\$569,209	22 ATLANTIC STREET SE	Ward 8																					50871
2021	Deputy Mayor for Planning and Economic Development	Neighborhood Prosperity Fund	Grant	Far SE Family Strengthening Collaborative	\$1,000,000	2006 Martin Luther King Jr Avenue SE, Washington, DC 20020	Ward 8																					53023
2021	Deputy Mayor for Planning and Economic Development	Neighborhood Prosperity Fund	Grant	Far SE Family Strengthening Collaborative	\$1,000,000	2006 Martin Luther King Jr Avenue SE, Washington, DC 20020	Ward 8																					53023
2021	Deputy Mayor for Planning and Economic Development	Neighborhood Prosperity Fund	Grant	MLK Gateway Phase II Land LLC	\$250,000	1909 Martin Luther King Jr Avenue SE, Washington, DC 20020	Ward 8																					54305
2021	Housing Finance Agency	HFA Revenue Bond	Revenue Bond	Donatelli Development, Blue Skye	\$52,550,000	1900 C STREET NE	Ward 7			100	21	80	0	0														54491
2021	Department of Housing and Community Development	Housing Production Trust Fund	HPTF Loan	1736 RHODE ISLAND AVENUE LLC	\$210,169	1736 RHODE ISLAND AVENUE NE	Ward 5																					56748
2021	None - Tax Expenditure	Real Property Tax Abatement	Tax Abatement	NOMA DEVELOPMENT LLC	\$984,275	60 L STREET NE	Ward 6																					5783
2021	Department of Housing and Community Development	Housing Production Trust Fund	HPTF Loan	17 Mississippi Owner, LLC	\$8,699,866	17 MISSISSIPPI AVENUE SE	Ward 8			41	9	32	0	0	14	2	13											57948
2021	Department of Housing and Community Development	Housing Production Trust Fund	HPTF Loan	17 MISSISSIPPI OWNER LLC	\$1,256,668	17 MISSISSIPPI AVENUE SE	Ward 8																					57948
2021	Housing Finance Agency	HFA Revenue Bond	Revenue Bond	NHP Foundation, Peebles Corp, West End Capital Group	\$10,300,000	17 MISSISSIPPI AVENUE SE	Ward 8			0	100	0	0	0														57948
2021	Department of Housing and Community Development	Housing Production Trust Fund	HPTF Loan	MDXL Flats	\$13,065,659	1530 1ST STREET SW	Ward 6			101	21	80	0	0	46	37	10	8										61232

FY	Agency	Incentive Name	Incentive Type	Recipient Name	Incentive Amount	MAR Address of Investment	MAR_Ward	Number of District Residents Employed	Number of CBEs	Total Affordable Units Produced or Preserved	30% AMI	50% AMI	60% AMI	80% AMI	1 BRs	2 BRs	3 BRs	4+ BRs	Efficiency	SRO	Unknown BRs	Amenity Produced or Enhanced	Is recipient in compliance with District resident employment requirements?	CBE Compliant?	Affordable Housing Compliance? (Covenanted)	Additional Incentive Benefits	MAR_ID
2021	Department of Housing and Community Development	Housing Production Trust Fund	HPTF Loan	TM JACOB 1530 LLC	\$7,981,794	1530 1ST STREET SW	Ward 6																				61232
2021	Housing Finance Agency	HFA Revenue Bond	Revenue Bond	TM Associates, REBJ, UPO Community Development	\$33,080,454	1530 1ST STREET SW	Ward 6			101	20	51	0	0													61232
2021	Department of Housing and Community Development	Housing Production Trust Fund	HPTF Loan	DELTA SENIOR HOUSING OWNER LLC	\$4,944,739	1400 FLORIDA AVENUE NE	Ward 5																				65280
2021	Department of Housing and Community Development	Housing Production Trust Fund	HPTF Loan	1100 EASTERN AVENUE NE	\$1,280,804	1100 EASTERN AVENUE NE	Ward 7																				74597
2021	Department of Housing and Community Development	Housing Production Trust Fund	HPTF Loan	800 SOUTHERN AVENUE LLC	\$8,507,981	800 SOUTHERN AVENUE SE	Ward 8																				79579
2021	Department of Housing and Community Development	Housing Production Trust Fund	HPTF Loan	PARK 27	\$4,417,628	MINNESOTA AVENUE SE AND 27TH STREET SE																					904937
2021	Department of Housing and Community Development	Housing Production Trust Fund	HPTF Loan	ABRAMS HALL NORTH LP	\$1,113,746																						
2021	Deputy Mayor for Planning and Economic Development	Equitable Capital Access Fund Grant	Grant	The Small and Medium Business Exchange (SMBX) Inc	\$500,000	1667 41st Avenue, San Francisco, CA 94122																					
2021	Deputy Mayor for Planning and Economic Development	FY21 Food Access Fund Grant	Grant	Banneker Ventures	\$996,240	1738 Elton Road, Suite 215, Silver Spring, MD 20903																					
2021	Deputy Mayor for Planning and Economic Development	FY21 DC Nourish Grant	Grant	Capital Impact Partners	\$1,000,000	1400 Crystal City Drive Suite 500 Arlington, VA 22202																					
2021	Department of Housing and Community Development	Low Income Housing Tax Credit	LIHTC	218 Vine Street NW - 4%	\$987,681	218 VINE STREET NW	Ward 4			92	26	53	13	38	1				53								
2021	Department of Housing and Community Development	Low Income Housing Tax Credit	LIHTC	Abrams Hall Assisted Living	\$1,100,000	195 CHAPPIE JAMES BOULEVARD SW	Ward 8			54	54								54								
2021	Department of Housing and Community Development	Low Income Housing Tax Credit	LIHTC	Savannah Apartments II	\$539,677					65	7	51	7		56	9											
2021	Department of Housing and Community Development	Low Income Housing Tax Credit	LIHTC	17 Mississippi Ave SE Apartments	\$1,129,752	17 MISSISSIPPI AVENUE SE	Ward 8			41	9	32		14	2	13			12								



FY	Agency	Incentive Name	Incentive Type	Recipient Name	Incentive Amount	MAR Address of Investment	MAR_Ward	Number of District Residents Employed	Number of CBEs	Total Affordable Units Produced or Preserved	30% AMI	50% AMI	60% AMI	80% AMI	1 BRs	2 BRs	3 BRs	4+ BRs	Efficiency	SRO	Unknown BRs	Amenity Produced or Enhanced	Is recipient in compliance with District resident employment requirements?	CBE Compliant?	Affordable Housing Compliance? (Covenanted)	Additional Incentive Benefits	MAR_ID	
2021	Department of Housing and Community Development	Low Income Housing Tax Credit	LIHTC	2442 MLK	\$2,199,569	2442 MARTIN LUTHER KING JR AVENUE SE	Ward 8			112	6		106		32	52	28											
2021	Department of Housing and Community Development	Low Income Housing Tax Credit	LIHTC	MI Casa Rental Preservation Project (Phase I) 1847-1849 Good Hope Rd SE & 5400 5th st NW	\$887,588	1847 GOOD HOPE ROAD SE	Ward 8			30	13		9	8	4	26												
2021	Department of Housing and Community Development	Low Income Housing Tax Credit	LIHTC	SOME North Capitol Street 2019	\$2,166,999	1515 NORTH CAPITOL STREET NE	Ward 5			139	75		61				138											
2021	Department of Housing and Community Development	Low Income Housing Tax Credit	LIHTC	The Clara On MLK	\$1,938,013	2323 MARTIN LUTHER KING JR AVENUE SE	Ward 8			81	20		61		21		3											
2021	Department of Housing and Community Development	Low Income Housing Tax Credit	LIHTC	MDXL Flats	\$1,974,967	1530 1ST STREET SW	Ward 6			101	21		80		10	8												
2021	Department of Housing and Community Development	Low Income Housing Tax Credit	LIHTC	Hill East	\$2,692,196	1900 C STREET SE	Ward 7			100	100																	
2021	Deputy Mayor for Planning and Economic Development	Industrial Revenue Bond	Revenue Bond	Cesar Chavez PCS	\$13,415,000	3701 HAYES STREET NE	Ward 7																					
2021	Deputy Mayor for Planning and Economic Development	Industrial Revenue Bond	Revenue Bond	Two Rivers PCS	\$40,690,000	820 26TH STREET NE	Ward 5																					
2021	Deputy Mayor for Planning and Economic Development	Industrial Revenue Bond	Revenue Bond	LAMB	\$34,135,000	5000 14TH STREET NW	Ward 4																					
2021	Deputy Mayor for Planning and Economic Development	Industrial Revenue Bond	Revenue Bond	Field School	\$26,500,000	2200 FOXHALL ROAD NW	Ward 3																					
2021	Deputy Mayor for Planning and Economic Development	Industrial Revenue Bond	Revenue Bond	KIPP DC	\$50,000,000	3301 WHEELER ROAD SE	Ward 8																					
2021	Deputy Mayor for Planning and Economic Development	Industrial Revenue Bond	Revenue Bond	Provident Howard U	\$109,939,496	2225 GEORGIA AVENUE NW	Ward 1																					
2021	Deputy Mayor for Planning and Economic Development	Industrial Revenue Bond	Revenue Bond	Rocketship/Launch Pad	\$28,175,000	2335 RAYNOLDS PLACE SE	Ward 8																					

FY	Agency	Incentive Name	Incentive Type	Recipient Name	Incentive Amount	MAR Address of Investment	MAR_Ward	Number of District Residents Employed	Number of CBEs	Total Affordable Units Produced or Preserved	30% AMI	50% AMI	60% AMI	80% AMI	1 BRs	2 BRs	3 BRs	4+ BRs	Efficiency	SRO	Unknown BRs	Amenity Produced or Enhanced	Is recipient in compliance with District resident employment requirements?	CBE Compliant?	Affordable Housing Compliance? (Covenanted)	Additional Incentive Benefits	MAR_ID	
2021	Deputy Mayor for Planning and Economic Development	Industrial Revenue Bond	Revenue Bond	DC Bilingual PCS	\$12,000,000	33 RIGGS ROAD NE	Ward 5																					
2021	Deputy Mayor for Planning and Economic Development	Industrial Revenue Bond	Revenue Bond	Sidwell Friends	\$13,068,229	3825 WISCONSIN AVENUE NW	Ward 3																					
2021	Deputy Mayor for Planning and Economic Development	Industrial Revenue Bond	Revenue Bond	Friendship PCS	\$62,000,000	6200 KANSAS AVENUE NE	Ward 4																					
2021	Deputy Mayor for Planning and Economic Development	Industrial Revenue Bond	Revenue Bond	Gonzaga High School	\$16,917,723	19 I STREET NW	Ward 6																					
2021	Deputy Mayor for Planning and Economic Development	Industrial Revenue Bond	Revenue Bond	Studio Theatre, Inc.	\$9,500,000	1501 14TH STREET NW	Ward 2																					
2021	Deputy Mayor for Planning and Economic Development	Industrial Revenue Bond	Revenue Bond	Shakespeare Theatre	\$31,000,000	620 F STREET NE	Ward 6																					
2021	Deputy Mayor for Planning and Economic Development	Industrial Revenue Bond	Revenue Bond	National Museum of Women in the Arts	\$35,000,000	1250 NEW YORK AVENUE NW	Ward 2																					
2021	Deputy Mayor for Planning and Economic Development	Industrial Revenue Bond	Revenue Bond	Lowell School	\$11,911,000	1640 KALMIA ROAD NW	Ward 4																					
2022	Department of Housing and Community Development	Housing Production Trust Fund	HPTF Loan	MANNA	\$100,000	1711 28TH STREET SE	Ward 7	N/A	N/A	14	7	3	0	4	4	8	0	2	0	0	0	N/A	N/A	N/A	Yes	N/A	57692	
2022	Department of Housing and Community Development	Housing Preservation Fund	HPF Loan	NYT Owner LLC	\$415,864	2023 4TH STREET NE	Ward 5	N/A	N/A	5	4	1	0	0	0	2	3	0	0	0	0	N/A	N/A	N/A	Yes	N/A	52591	
2022	Housing Finance Agency	4% Low Income Housing Tax Credit	Tax Credit (Federal)	PRESERVATION OF AFFORDABLE HOUSING (POAH)	\$2,659,303	1200 SUMNER ROAD SE	Ward 8	N/A	3	108	33	44	21	10	80	24	0	0	4	0	0	N/A	N/A	Partial - Und	Yes	N/A	149820	
2022	Housing Finance Agency	HFA Revenue Bond	Revenue Bond	PRESERVATION OF AFFORDABLE HOUSING (POAH)	\$33,700,000	1200 SUMNER ROAD SE	Ward 8	N/A	3	108	33	44	21	10	80	24	0	0	4	0	0	N/A	N/A	Partial - Und	Yes	N/A	149820	
2022	Department of Housing and Community Development	Housing Production Trust Fund	HPTF Loan	Cascade Park Community Partners LLC (Dantes Partners)	\$10,304,506	4281 6TH STREET SE	Ward 8	N/A	1	59	9	31	15	4	21	20	11	6	1	0	0	N/A	N/A	Partial - Und	Yes	N/A	149626	
2022	Housing Finance Agency	4% Low Income Housing Tax Credit	Tax Credit (Federal)	Cascade Park Community Partners LLC (Dantes Partners)	\$562,140	4281 6TH STREET SE	Ward 8	N/A	1	59	9	31	15	4	21	20	11	6	1	0	0	N/A	N/A	Partial - Und	Yes	N/A	149626	

FY	Agency	Incentive Name	Incentive Type	Recipient Name	Incentive Amount	MAR Address of Investment	MAR_Ward	Number of District Residents Employed	Number of CBEs	Total Affordable Units Produced or Preserved	30% AMI	50% AMI	60% AMI	80% AMI	1 BRs	2 BRs	3 BRs	4+ BRs	Efficiency	SRO	Unknown BRs	Amenity Produced or Enhanced	Is recipient in compliance with District resident employment requirements?	CBE Compliant?	Affordable Housing Compliance? (Covenanted)	Additional Incentive Benefits	MAR_ID	
2022	Housing Finance Agency	HFA Revenue Bond	Revenue Bond	Cascade Park Community Partners LLC (Dantes Partners)	\$11,190,000	4281 6TH STREET SE	Ward 8	N/A	1	59	9	31	15	4	21	20	11	6	1	0	0	N/A	N/A	Partial - Unde	Yes	N/A	149626	
2022	Department of Housing and Community Development	Housing Production Trust Fund	HPTF Loan	The Michaels Development Company, The Warrenton Group, DC Housing Authority	\$16,973,133	1516 KENILWORTH AVENUE NE	Ward 7	N/A	5	166	40	126	0	0	75	47	30	14	0	0	0	N/A	N/A	Partial - Unde	Yes	N/A	290477	
2022	Housing Finance Agency	4% Low Income Housing Tax Credit	Tax Credit (Federal)	The Michaels Development Company, The Warrenton Group, DC Housing Authority	\$2,824,367	1516 KENILWORTH AVENUE NE	Ward 7	N/A	5	166	40	126	0	0	75	47	30	14	0	0	0	N/A	N/A	Partial - Unde	Yes	N/A	290477	
2022	Housing Finance Agency	HFA Revenue Bond	Revenue Bond	The Michaels Development Company, The Warrenton Group, DC Housing Authority	\$41,400,000	1516 KENILWORTH AVENUE NE	Ward 7	N/A	5	166	40	126	0	0	75	47	30	14	0	0	0	N/A	N/A	Partial - Unde	Yes	N/A	290477	
2022	Department of Housing and Community Development	Housing Preservation Fund	HPF Loan	NYT Owner LLC	\$907,975	2585 NAYLOR ROAD SE	Ward 8	N/A	N/A	36	1	24	4	7	10	24	2	0	0	0	0	0	N/A	N/A	N/A	Yes	N/A	46075
2022	Housing Finance Agency	4% Low Income Housing Tax Credit	Tax Credit (Federal)	Dantes Partners	\$2,826,991	1707 7TH STREET NW	Ward 2	N/A	1	108	9	41	52	6	76	18	0	0	14	0	0	N/A	N/A	Partial - Unde	Yes	N/A	334861	
2022	Housing Finance Agency	HFA Revenue Bond	Revenue Bond	Dantes Partners	\$29,460,000	1707 7TH STREET NW	Ward 2	N/A	1	108	9	41	52	6	76	18	0	0	14	0	0	N/A	N/A	Partial - Unde	Yes	N/A	334861	
2022	Department of Housing and Community Development	Housing Preservation Fund	HPF Loan	Northern Real Estate Urban Ventures	\$1,500,000	2652 MARTIN LUTHER KING JR AVENUE SE	Ward 8	N/A	N/A	67	9	56	2	0	46	20	0	0	1	0	0	N/A	N/A	N/A	Yes	N/A	278211	
2022	Department of Housing and Community Development	Housing Production Trust Fund	HPTF Loan	NHP Foundation	\$16,133,487	2200 SAVANNAH STREET SE	Ward 8	N/A	2	140	28	35	57	20	3	102	35	0	0	0	0	0	N/A	N/A	Partial - Unde	Yes	N/A	150312
2022	Housing Finance Agency	4% Low Income Housing Tax Credit	Tax Credit (Federal)	NHP Foundation	\$1,595,728	2200 SAVANNAH STREET SE	Ward 8	N/A	2	140	28	35	57	20	3	102	35	0	0	0	0	0	N/A	N/A	Partial - Unde	Yes	N/A	150312
2022	Housing Finance Agency	HFA Revenue Bond	Revenue Bond	NHP Foundation	\$21,905,000	2200 SAVANNAH STREET SE	Ward 8	N/A	2	140	28	35	57	20	3	102	35	0	0	0	0	0	N/A	N/A	Partial - Unde	Yes	N/A	150312
2022	Department of Housing and Community Development	Housing Production Trust Fund	HPTF Loan	Lock 7 Development	\$11,222,909	7428 GEORGIA AVENUE NW	Ward 4	0	N/A	64	13	44	7	0	34	0	20	0	10	0	0	N/A	In Progress	N/A	Yes	N/A	253521	
2022	Housing Finance Agency	4% Low Income Housing Tax Credit	Tax Credit (Federal)	Lock 7 Development	\$768,876	7428 GEORGIA AVENUE NW	Ward 4	0	N/A	64	13	44	7	0	34	0	20	0	10	0	0	N/A	In Progress	N/A	Yes	N/A	253521	
2022	Housing Finance Agency	HFA Revenue Bond	Revenue Bond	Lock 7 Development	\$16,300,000	7428 GEORGIA AVENUE NW	Ward 4	0	N/A	64	13	44	7	0	34	0	20	0	10	0	0	N/A	In Progress	N/A	Yes	N/A	253521	
2022	Department of Housing and Community Development	Housing Production Trust Fund	HPTF Loan	Terrace Manor Redevelopment LP	\$29,903,210	3301 23RD STREET SE	Ward 8	N/A	4	130	14	42	74	0	75	46	9	0	0	0	0	0	N/A	N/A	Partial - Unde	Yes	N/A	319271

FY	Agency	Incentive Name	Incentive Type	Recipient Name	Incentive Amount	MAR Address of Investment	MAR_Ward	Number of District Residents Employed	Number of CBEs	Total Affordable Units Produced or Preserved	30% AMI	50% AMI	60% AMI	80% AMI	1 BRs	2 BRs	3 BRs	4+ BRs	Efficiency	SRO	Unknown BRs	Amenity Produced or Enhanced	Is recipient in compliance with District resident employment requirements?	CBE Compliant?	Affordable Housing Compliance? (Covenanted)	Additional Incentive Benefits	MAR_ID
2022	Housing Finance Agency	4% Low Income Housing Tax Credit	Tax Credit (Federal)	Terrace Manor Redevelopment LP	\$3,936,066	3301 23RD STREET SE	Ward 8	N/A	4	130	14	42	74	0	75	46	9	0	0	0	0	N/A	N/A	Partial - Unde	Yes	N/A	319271
2022	Housing Finance Agency	HFA Revenue Bond	Revenue Bond	Terrace Manor Redevelopment LP	\$36,990,000	3301 23RD STREET SE	Ward 8	N/A	4	130	14	42	74	0	75	46	9	0	0	0	0	N/A	N/A	Partial - Unde	Yes	N/A	319271
2022	Department of Housing and Community Development	9% Low Income Housing Tax Credit	Tax Credit (Federal)	Wesley Housing Development Corporation	\$1,395,000	5000 NEW HAMPSHIRE AVENUE NW	Ward 4	0	16	56	8	16	20	12	37	4	0	0	15	0	0	N/A	In Progress	Partial - Unde	Yes	N/A	243521
2022	Department of Housing and Community Development	Housing Production Trust Fund	HPTF Loan	Benning Corridor Titleholder, LLC	\$29,016,797	1603 BENNING ROAD NE	Ward 7	N/A	3	148	15	133	0	0	87	16	37	0	8	0	0	N/A	N/A	Partial - Unde	Yes	N/A	277675
2022	Housing Finance Agency	4% Low Income Housing Tax Credit	Tax Credit (Federal)	Benning Corridor Titleholder, LLC	\$4,126,289	1603 BENNING ROAD NE	Ward 7	N/A	3	148	15	133	0	0	87	16	37	0	8	0	0	N/A	N/A	Partial - Unde	Yes	N/A	277675
2022	Housing Finance Agency	HFA Revenue Bond	Revenue Bond	Benning Corridor Titleholder, LLC	\$46,920,000	1603 BENNING ROAD NE	Ward 7	N/A	3	148	15	133	0	0	87	16	37	0	8	0	0	N/A	N/A	Partial - Unde	Yes	N/A	277675
2022	Housing Finance Agency	4% Low Income Housing Tax Credit	Tax Credit (Federal)	AHC and PN Hoffman	\$1,129,139	1000 4TH STREET SW	Ward 6	5	20	136	68	68	0	0	75	28	0	0	33	0	0	N/A	In Progress	Partial - Unde	Yes	N/A	307103
2022	Department of Housing and Community Development	9% Low Income Housing Tax Credit	Tax Credit (Federal)	AHC and PN Hoffman	\$1,100,000	1000 4TH STREET SW	Ward 6	5	20	136	68	68	0	0	75	28	0	0	33	0	0	N/A	In Progress	Partial - Unde	Yes	N/A	307103
2022	Housing Finance Agency	HFA Revenue Bond	Revenue Bond	AHC and PN Hoffman	\$15,650,000	1000 4TH STREET SW	Ward 6	5	20	136	68	68	0	0	75	28	0	0	33	0	0	N/A	In Progress	Partial - Unde	Yes	N/A	307103
2022	Housing Finance Agency	HFA Revenue Bond	Revenue Bond	SOME	\$33,174,210	1515 NORTH CAPITOL STREET NE	Ward 5	9	11	136	75	61	0	0	0	0	0	0	136	0	0	N/A	In Progress	Partial - Unde	Yes	N/A	336620
2022	Housing Finance Agency	HFA Revenue Bond	Revenue Bond	Manna Inc., TM Associates Inc.,	\$2,000,000	4811 NORTH CAPITOL STREET NE	Ward 5	N/A	N/A	0	0	0	0	0	0	0	0	0	0	0	0	N/A	N/A	N/A	Yes	N/A	288280
2022	Housing Finance Agency	HFA Revenue Bond	Revenue Bond	Dantes Partners LLC/Capitol Vista Community Partners LLC	\$3,375,000	808 BLADENSBURG ROAD NE	Ward 5	N/A	N/A	0	0	0	0	0	0	0	0	0	0	0	0	N/A	N/A	N/A	Yes	N/A	316453
2022	Housing Finance Agency	HFA Revenue Bond	Revenue Bond	Nannie Helen Owner, LLC	\$2,200,000	5127 NANNIE HELEN BURROUGHS AVE NE	Ward 7	N/A	N/A	0	0	0	0	0	0	0	0	0	0	0	0	N/A	N/A	N/A	Yes	N/A	288522
2022	(None - Tax Expenditure)	Tax Exemption	Tax Exemption	PORTNER FLATS LLC	\$110,900	1440 V STREET NW	Ward 1	N/A	N/A	N/A	N/A	N/A	N/A	N/A	N/A	N/A	N/A	N/A	N/A	N/A	N/A	N/A	N/A	N/A	N/A	N/A	N/A
2022	(None - Tax Expenditure)	Tax Exemption	Tax Exemption	JUBILEE MAYCROFT APARTMENTS LP	\$198,922	1474 COLUMBIA RD NW	Ward 1	N/A	N/A	N/A	N/A	N/A	N/A	N/A	N/A	N/A	N/A	N/A	N/A	N/A	N/A	N/A	N/A	N/A	N/A	N/A	N/A
2022	(None - Tax Expenditure)	Tax Exemption	Tax Exemption	GLENN ARMS PRESERVATION LP	\$122,957	2524 17TH ST NW	Ward 1	N/A	N/A	N/A	N/A	N/A	N/A	N/A	N/A	N/A	N/A	N/A	N/A	N/A	N/A	N/A	N/A	N/A	N/A	N/A	N/A
2022	(None - Tax Expenditure)	Tax Exemption	Tax Exemption	SAMUEL J SIMMONS NCBA ESTATES #1	\$382,639	2801 14TH ST NW	Ward 1	N/A	N/A	N/A	N/A	N/A	N/A	N/A	N/A	N/A	N/A	N/A	N/A	N/A	N/A	N/A	N/A	N/A	N/A	N/A	N/A
2022	(None - Tax Expenditure)	Tax Exemption	Tax Exemption	COLUMBIA HGTS VILLAGE APARTMENT LP	\$1,086,520	2900 14TH ST NW	Ward 1	N/A	N/A	N/A	N/A	N/A	N/A	N/A	N/A	N/A	N/A	N/A	N/A	N/A	N/A	N/A	N/A	N/A	N/A	N/A	N/A

FY	Agency	Incentive Name	Incentive Type	Recipient Name	Incentive Amount	MAR Address of Investment	MAR_Ward	Number of District Residents Employed	Number of CBEs	Total Affordable Units Produced or Preserved	30% AMI	50% AMI	60% AMI	80% AMI	1 BRs	2 BRs	3 BRs	4+ BRs	Efficiency	SRO	Unknown BRs	Amenity Produced or Enhanced	Is recipient in compliance with District resident employment requirements?	CBE Compliant?	Affordable Housing Compliance? (Covenanted)	Additional Incentive Benefits	MAR_ID	
2022	(None - Tax Expenditure)	Tax Exemption	Tax Exemption	SAMUEL KELSEY REDEVELOPMENT LIMITED PARTNERSHIP	\$262,506	3322 14TH ST NW	Ward 1	N/A	N/A	N/A	N/A	N/A	N/A	N/A	N/A	N/A	N/A	N/A	N/A	N/A	N/A	N/A	N/A	N/A	N/A	N/A	N/A	N/A
2022	(None - Tax Expenditure)	Tax Exemption	Tax Exemption	CAVALIER APARTMENTS LP	\$395,622	3500 14TH ST NW	Ward 1	N/A	N/A	N/A	N/A	N/A	N/A	N/A	N/A	N/A	N/A	N/A	N/A	N/A	N/A	N/A	N/A	N/A	N/A	N/A	N/A	N/A
2022	(None - Tax Expenditure)	Tax Exemption	Tax Exemption	PAUL LAURENCE DUNBAR APARTMENTS LP	\$298,888	2001 15th St NW	Ward 1	N/A	N/A	N/A	N/A	N/A	N/A	N/A	N/A	N/A	N/A	N/A	N/A	N/A	N/A	N/A	N/A	N/A	N/A	N/A	N/A	N/A
2022	(None - Tax Expenditure)	Tax Exemption	Tax Exemption	NATIONAL MUSEUM WOMEN IN ARTS	\$400,949	1250 New York AVE NW	Ward 2	N/A	N/A	N/A	N/A	N/A	N/A	N/A	N/A	N/A	N/A	N/A	N/A	N/A	N/A	N/A	N/A	N/A	N/A	N/A	N/A	N/A
2022	(None - Tax Expenditure)	Real Property Tax Abatement	Tax Abatement	POTOMAC ELECTRIC POWER COMPANY	\$99,500	1025 10TH ST NW	Ward 2	N/A	N/A	N/A	N/A	N/A	N/A	N/A	N/A	N/A	N/A	N/A	N/A	N/A	N/A	N/A	N/A	N/A	N/A	N/A	N/A	N/A
2022	(None - Tax Expenditure)	Tax Exemption	Tax Exemption	MASS PLACE APARTMENTS LLC	\$318,127	1111 MASSACHUSETTS AVE NW	Ward 2	N/A	N/A	N/A	N/A	N/A	N/A	N/A	N/A	N/A	N/A	N/A	N/A	N/A	N/A	N/A	N/A	N/A	N/A	N/A	N/A	N/A
2022	(None - Tax Expenditure)	Tax Exemption	Tax Exemption	1330 SEVENTH STREET LIMITED PARTNERSHIP	\$572,587	1330 7TH ST NW	Ward 2	N/A	N/A	N/A	N/A	N/A	N/A	N/A	N/A	N/A	N/A	N/A	N/A	N/A	N/A	N/A	N/A	N/A	N/A	N/A	N/A	N/A
2022	(None - Tax Expenditure)	Tax Exemption	Tax Exemption	SCATTERED SITE III LLC	\$97,302	1338 R ST NW	Ward 2	N/A	N/A	N/A	N/A	N/A	N/A	N/A	N/A	N/A	N/A	N/A	N/A	N/A	N/A	N/A	N/A	N/A	N/A	N/A	N/A	N/A
2022	(None - Tax Expenditure)	Tax Exemption	Tax Exemption	THE STUDIO THEATRE INC	\$191,384	1501 14th ST NW	Ward 2	N/A	N/A	N/A	N/A	N/A	N/A	N/A	N/A	N/A	N/A	N/A	N/A	N/A	N/A	N/A	N/A	N/A	N/A	N/A	N/A	N/A
2022	(None - Tax Expenditure)	Tax Exemption	Tax Exemption	WOMANS NATL DEMOCRATIC CLUB	\$143,033	1526 NEW HAMPSHIRE AVE NW	Ward 2	N/A	N/A	N/A	N/A	N/A	N/A	N/A	N/A	N/A	N/A	N/A	N/A	N/A	N/A	N/A	N/A	N/A	N/A	N/A	N/A	N/A
2022	(None - Tax Expenditure)	Tax Exemption	Tax Exemption	THE PHILLIPS COLLECTION	\$252,432	1600 21ST ST NW	Ward 2	N/A	N/A	N/A	N/A	N/A	N/A	N/A	N/A	N/A	N/A	N/A	N/A	N/A	N/A	N/A	N/A	N/A	N/A	N/A	N/A	N/A
2022	(None - Tax Expenditure)	Tax Exemption	Tax Exemption	ASBURY DWELLINGS INC	\$222,751	1616 MARION ST NW	Ward 2	N/A	N/A	N/A	N/A	N/A	N/A	N/A	N/A	N/A	N/A	N/A	N/A	N/A	N/A	N/A	N/A	N/A	N/A	N/A	N/A	N/A
2022	(None - Tax Expenditure)	Tax Exemption	Tax Exemption	CHANNING PHILLIPS HOMES LLC	\$700,440	1710 7th ST NW	Ward 2	N/A	N/A	N/A	N/A	N/A	N/A	N/A	N/A	N/A	N/A	N/A	N/A	N/A	N/A	N/A	N/A	N/A	N/A	N/A	N/A	N/A
2022	(None - Tax Expenditure)	Tax Exemption	Tax Exemption	LINCOLN-WESTMORELAND HOUSING	\$249,769	1730 7th ST NW	Ward 2	N/A	N/A	N/A	N/A	N/A	N/A	N/A	N/A	N/A	N/A	N/A	N/A	N/A	N/A	N/A	N/A	N/A	N/A	N/A	N/A	N/A
2022	(None - Tax Expenditure)	Tax Exemption	Tax Exemption	AMERICAN ASSOCIATION OF COLLEGES AND UNIVERSITIES	\$86,734	1818 R ST NW	Ward 2	N/A	N/A	N/A	N/A	N/A	N/A	N/A	N/A	N/A	N/A	N/A	N/A	N/A	N/A	N/A	N/A	N/A	N/A	N/A	N/A	N/A
2022	(None - Tax Expenditure)	Tax Exemption	Tax Exemption	AMERICAN COLLEGE OF CARDIOLOGY FOUNDATION	\$1,517,282	2400 N ST NW	Ward 2	N/A	N/A	N/A	N/A	N/A	N/A	N/A	N/A	N/A	N/A	N/A	N/A	N/A	N/A	N/A	N/A	N/A	N/A	N/A	N/A	N/A
2022	(None - Tax Expenditure)	Real Property Tax Abatement	Tax Abatement	POTOMAC ELECTRIC POWER COMPANY	\$114,000	422 8TH ST NW	Ward 2	N/A	N/A	N/A	N/A	N/A	N/A	N/A	N/A	N/A	N/A	N/A	N/A	N/A	N/A	N/A	N/A	N/A	N/A	N/A	N/A	N/A
2022	(None - Tax Expenditure)	Tax Exemption	Tax Exemption	LANSBURGH THEATER INC	\$615,201	450 7TH ST NW	Ward 2	N/A	N/A	N/A	N/A	N/A	N/A	N/A	N/A	N/A	N/A	N/A	N/A	N/A	N/A	N/A	N/A	N/A	N/A	N/A	N/A	N/A
2022	(None - Tax Expenditure)	Tax Exemption	Tax Exemption	HARMAN CENTER LLC	\$1,160,485	610 F ST NW	Ward 2	N/A	N/A	N/A	N/A	N/A	N/A	N/A	N/A	N/A	N/A	N/A	N/A	N/A	N/A	N/A	N/A	N/A	N/A	N/A	N/A	N/A
2022	(None - Tax Expenditure)	Tax Exemption	Tax Exemption	NATIONAL COMMUNITY REINVESTMENT COALITION	\$206,980	727 15TH ST NW	Ward 2	N/A	N/A	N/A	N/A	N/A	N/A	N/A	N/A	N/A	N/A	N/A	N/A	N/A	N/A	N/A	N/A	N/A	N/A	N/A	N/A	N/A

FY	Agency	Incentive Name	Incentive Type	Recipient Name	Incentive Amount	MAR Address of Investment	MAR_Ward	Number of District Residents Employed	Number of CBEs	Total Affordable Units Produced or Preserved	30% AMI	50% AMI	60% AMI	80% AMI	1 BRs	2 BRs	3 BRs	4+ BRs	Efficiency	SRO	Unknown BRs	Amenity Produced or Enhanced	Is recipient in compliance with District resident employment requirements?	CBE Compliant?	Affordable Housing Compliance? (Covenanted)	Additional Incentive Benefits	MAR_ID		
2022	(None - Tax Expenditure)	Tax Exemption	Tax Exemption	WASHINGTON CHINATOWN DEVELOPMENT COMPANY	\$359,333	800 6TH ST NW	Ward 2	N/A	N/A	N/A	N/A	N/A	N/A	N/A	N/A	N/A	N/A	N/A	N/A	N/A	N/A	N/A	N/A	N/A	N/A	N/A	N/A	N/A	
2022	(None - Tax Expenditure)	Tax Exemption	Tax Exemption	THE PEW CHARITABLE TRUSTS	\$1,010,149	901 E ST NW	Ward 2	N/A	N/A	N/A	N/A	N/A	N/A	N/A	N/A	N/A	N/A	N/A	N/A	N/A	N/A	N/A	N/A	N/A	N/A	N/A	N/A	N/A	
2022	(None - Tax Expenditure)	Tax Exemption	Tax Exemption	PHYLLIS WHEATLEY REDEVELOPMENT LLC	\$160,853	901 Rhode Island Ave NW	Ward 2	N/A	N/A	N/A	N/A	N/A	N/A	N/A	N/A	N/A	N/A	N/A	N/A	N/A	N/A	N/A	N/A	N/A	N/A	N/A	N/A	N/A	
2022	(None - Tax Expenditure)	Tax Exemption	Tax Exemption	KING HOUSING LLC	\$269,062	1220 12th ST NW	Ward 2	N/A	N/A	N/A	N/A	N/A	N/A	N/A	N/A	N/A	N/A	N/A	N/A	N/A	N/A	N/A	N/A	N/A	N/A	N/A	N/A	N/A	
2022	(None - Tax Expenditure)	Tax Exemption	Tax Exemption	CITYMARKET AT O EAST AND WEST LLC	\$380,053	1400 7th St NW	Ward 2	N/A	N/A	N/A	N/A	N/A	N/A	N/A	N/A	N/A	N/A	N/A	N/A	N/A	N/A	N/A	N/A	N/A	N/A	N/A	N/A	N/A	N/A
2022	(None - Tax Expenditure)	Tax Exemption	Tax Exemption	DAVID LLOYD KREEGER FOUNDATION	\$312,614	2401 FOXHALL RD NW	Ward 3	N/A	N/A	N/A	N/A	N/A	N/A	N/A	N/A	N/A	N/A	N/A	N/A	N/A	N/A	N/A	N/A	N/A	N/A	N/A	N/A	N/A	
2022	(None - Tax Expenditure)	Tax Exemption	Tax Exemption	FHF I WOODLEY PARK LLC	\$805,833	2701 CALVERT ST NW	Ward 3	N/A	N/A	N/A	N/A	N/A	N/A	N/A	N/A	N/A	N/A	N/A	N/A	N/A	N/A	N/A	N/A	N/A	N/A	N/A	N/A	N/A	N/A
2022	(None - Tax Expenditure)	Tax Exemption	Tax Exemption	HILLWOOD ESTATE MUSEUM AND GARDENS	\$1,577,193	4155 LINNEAN AVE NW	Ward 3	N/A	N/A	N/A	N/A	N/A	N/A	N/A	N/A	N/A	N/A	N/A	N/A	N/A	N/A	N/A	N/A	N/A	N/A	N/A	N/A	N/A	N/A
2022	(None - Tax Expenditure)	Tax Exemption	Tax Exemption	ABRAMS HALL SENIOR LP	\$974,869	1322 Main DR NW	Ward 4	N/A	N/A	N/A	N/A	N/A	N/A	N/A	N/A	N/A	N/A	N/A	N/A	N/A	N/A	N/A	N/A	N/A	N/A	N/A	N/A	N/A	N/A
2022	(None - Tax Expenditure)	Tax Exemption	Tax Exemption	COLONY HOUSE NONPROFIT HOUSING CORPORATION	\$102,434	4921 GEORGIA AV NW	Ward 4	N/A	N/A	N/A	N/A	N/A	N/A	N/A	N/A	N/A	N/A	N/A	N/A	N/A	N/A	N/A	N/A	N/A	N/A	N/A	N/A	N/A	N/A
2022	(None - Tax Expenditure)	Tax Exemption	Tax Exemption	TAKOMA PLACE INVESTOR LLC	\$119,067	6650 GEORGIA AVE NW	Ward 4	N/A	N/A	N/A	N/A	N/A	N/A	N/A	N/A	N/A	N/A	N/A	N/A	N/A	N/A	N/A	N/A	N/A	N/A	N/A	N/A	N/A	N/A
2022	(None - Tax Expenditure)	Tax Exemption	Tax Exemption	CHILDREN'S NATIONAL AT WALTER REED LLC	\$2,012,458	7144 13TH ST NW	Ward 4	N/A	N/A	N/A	N/A	N/A	N/A	N/A	N/A	N/A	N/A	N/A	N/A	N/A	N/A	N/A	N/A	N/A	N/A	N/A	N/A	N/A	N/A
2022	(None - Tax Expenditure)	Tax Exemption	Tax Exemption	113 POTOMAC AVE SW LP	\$317,236	3830 GEORGIA AVENUE NW	Ward 4	N/A	N/A	N/A	N/A	N/A	N/A	N/A	N/A	N/A	N/A	N/A	N/A	N/A	N/A	N/A	N/A	N/A	N/A	N/A	N/A	N/A	N/A
2022	(None - Tax Expenditure)	Tax Exemption	Tax Exemption	EDGEWOOD TERRACE ONE LLC	\$237,450	625 EDGEWOOD ST NE	Ward 5	N/A	N/A	N/A	N/A	N/A	N/A	N/A	N/A	N/A	N/A	N/A	N/A	N/A	N/A	N/A	N/A	N/A	N/A	N/A	N/A	N/A	N/A
2022	(None - Tax Expenditure)	Real Property Tax Abatement	Tax Abatement	WASHINGTON GATEWAY APARTMENTS VENTURE LLC	\$257,663	100 FLORIDA AVE NE	Ward 5	N/A	N/A	N/A	N/A	N/A	N/A	N/A	N/A	N/A	N/A	N/A	N/A	N/A	N/A	N/A	N/A	N/A	N/A	N/A	N/A	N/A	N/A
2022	(None - Tax Expenditure)	Real Property Tax Abatement	Tax Abatement	151 Q STREET RESIDENTIAL LLC	\$86,319	150 Q ST NE	Ward 5	N/A	N/A	N/A	N/A	N/A	N/A	N/A	N/A	N/A	N/A	N/A	N/A	N/A	N/A	N/A	N/A	N/A	N/A	N/A	N/A	N/A	N/A
2022	(None - Tax Expenditure)	Real Property Tax Abatement	Tax Abatement	151 Q STREET RESIDENTIAL LLC	\$177,303	151 Q ST NE	Ward 5	N/A	N/A	N/A	N/A	N/A	N/A	N/A	N/A	N/A	N/A	N/A	N/A	N/A	N/A	N/A	N/A	N/A	N/A	N/A	N/A	N/A	N/A
2022	(None - Tax Expenditure)	Tax Exemption	Tax Exemption	NORTHWEST COOPERATIVE HOMES	\$120,509	1600 1ST ST NE	Ward 5	N/A	N/A	N/A	N/A	N/A	N/A	N/A	N/A	N/A	N/A	N/A	N/A	N/A	N/A	N/A	N/A	N/A	N/A	N/A	N/A	N/A	N/A
2022	(None - Tax Expenditure)	Real Property Tax Abatement	Tax Abatement	151 Q STREET RESIDENTIAL LLC	\$130,434	200 Q ST NE	Ward 5	N/A	N/A	N/A	N/A	N/A	N/A	N/A	N/A	N/A	N/A	N/A	N/A	N/A	N/A	N/A	N/A	N/A	N/A	N/A	N/A	N/A	N/A
2022	(None - Tax Expenditure)	Tax Exemption	Tax Exemption	2321 4TH STREET LLC	\$296,518	2321 4TH ST NE	Ward 5	N/A	N/A	N/A	N/A	N/A	N/A	N/A	N/A	N/A	N/A	N/A	N/A	N/A	N/A	N/A	N/A	N/A	N/A	N/A	N/A	N/A	N/A

FY	Agency	Incentive Name	Incentive Type	Recipient Name	Incentive Amount	MAR Address of Investment	MAR_Ward	Number of District Residents Employed	Number of CBEs	Total Affordable Units Produced or Preserved	30% AMI	50% AMI	60% AMI	80% AMI	1 BRs	2 BRs	3 BRs	4+ BRs	Efficiency	SRO	Unknown BRs	Amenity Produced or Enhanced	Is recipient in compliance with District resident employment requirements?	CBE Compliant?	Affordable Housing Compliance? (Covenanted)	Additional Incentive Benefits	MAR_ID
2022	(None - Tax Expenditure)	Tax Exemption	Tax Exemption	PB HAN TIV OWNER LLC	\$81,371	2945 KNOX PL SE	Ward 5	N/A	N/A	N/A	N/A	N/A	N/A	N/A	N/A	N/A	N/A	N/A	N/A	N/A	N/A	N/A	N/A	N/A	N/A	N/A	N/A
2022	(None - Tax Expenditure)	Tax Exemption	Tax Exemption	NORTH CAPITOL AT PLYMOUTH INC	\$110,117	5233 NORTH CAPITOL ST NE	Ward 5	N/A	N/A	N/A	N/A	N/A	N/A	N/A	N/A	N/A	N/A	N/A	N/A	N/A	N/A	N/A	N/A	N/A	N/A	N/A	N/A
2022	(None - Tax Expenditure)	Real Property Tax Abatement	Tax Abatement	POTOMAC ELECTRIC POWER COMPANY	\$102,500	101Â Harry Thomas Way NE	Ward 5	N/A	N/A	N/A	N/A	N/A	N/A	N/A	N/A	N/A	N/A	N/A	N/A	N/A	N/A	N/A	N/A	N/A	N/A	N/A	N/A
2022	(None - Tax Expenditure)	Tax Exemption	Tax Exemption	COSTCO WHOLESALE CORPORATION	\$403,649	2441 Market ST NE	Ward 5	N/A	N/A	N/A	N/A	N/A	N/A	N/A	N/A	N/A	N/A	N/A	N/A	N/A	N/A	N/A	N/A	N/A	N/A	N/A	N/A
2022	(None - Tax Expenditure)	Tax Exemption	Tax Exemption	PLAZA WEST LLC	\$820,193	307 K ST NW	Ward 6	N/A	N/A	N/A	N/A	N/A	N/A	N/A	N/A	N/A	N/A	N/A	N/A	N/A	N/A	N/A	N/A	N/A	N/A	N/A	N/A
2022	(None - Tax Expenditure)	Tax Exemption	Tax Exemption	GOLDEN RULE PLAZA INC	\$417,062	1050 NEW JERSEY AVE NW	Ward 6	N/A	N/A	N/A	N/A	N/A	N/A	N/A	N/A	N/A	N/A	N/A	N/A	N/A	N/A	N/A	N/A	N/A	N/A	N/A	N/A
2022	(None - Tax Expenditure)	Real Property Tax Abatement	Tax Abatement	NATIONAL PUBLIC RADIO INC	\$265,420	1111 NORTH CAPITOL ST NE	Ward 6	N/A	N/A	N/A	N/A	N/A	N/A	N/A	N/A	N/A	N/A	N/A	N/A	N/A	N/A	N/A	N/A	N/A	N/A	N/A	N/A
2022	(None - Tax Expenditure)	Tax Exemption	Tax Exemption	TYLER HOUSE ASSOCIATES 95 L.P.	\$620,583	1200 NORTH CAPITOL ST NW	Ward 6	N/A	N/A	N/A	N/A	N/A	N/A	N/A	N/A	N/A	N/A	N/A	N/A	N/A	N/A	N/A	N/A	N/A	N/A	N/A	N/A
2022	(None - Tax Expenditure)	Tax Exemption	Tax Exemption	ATLAS PERFORMING ARTS CENTER	\$682,602	1333 H ST NE	Ward 6	N/A	N/A	N/A	N/A	N/A	N/A	N/A	N/A	N/A	N/A	N/A	N/A	N/A	N/A	N/A	N/A	N/A	N/A	N/A	N/A
2022	(None - Tax Expenditure)	Real Property Tax Abatement	Tax Abatement	THE FLATS 140 DC RESIDENTIAL LLC	\$129,089	140 M ST NE	Ward 6	N/A	N/A	N/A	N/A	N/A	N/A	N/A	N/A	N/A	N/A	N/A	N/A	N/A	N/A	N/A	N/A	N/A	N/A	N/A	N/A
2022	(None - Tax Expenditure)	Real Property Tax Abatement	Tax Abatement	POTOMAC ELECTRIC POWER COMPANY	\$206,500	1620 2ND ST SW	Ward 6	N/A	N/A	N/A	N/A	N/A	N/A	N/A	N/A	N/A	N/A	N/A	N/A	N/A	N/A	N/A	N/A	N/A	N/A	N/A	N/A
2022	(None - Tax Expenditure)	Real Property Tax Abatement	Tax Abatement	POTOMAC ELECTRIC POWER COMPANY	\$599,964	1930 1ST ST SW	Ward 6	N/A	N/A	N/A	N/A	N/A	N/A	N/A	N/A	N/A	N/A	N/A	N/A	N/A	N/A	N/A	N/A	N/A	N/A	N/A	N/A
2022	(None - Tax Expenditure)	Real Property Tax Abatement	Tax Abatement	STEUART H STREET LLC	\$207,402	300 H ST NE	Ward 6	N/A	N/A	N/A	N/A	N/A	N/A	N/A	N/A	N/A	N/A	N/A	N/A	N/A	N/A	N/A	N/A	N/A	N/A	N/A	N/A
2022	(None - Tax Expenditure)	Real Property Tax Abatement	Tax Abatement	POTOMAC ELECTRIC POWER COMPANY	\$132,500	45 E ST NW	Ward 6	N/A	N/A	N/A	N/A	N/A	N/A	N/A	N/A	N/A	N/A	N/A	N/A	N/A	N/A	N/A	N/A	N/A	N/A	N/A	N/A
2022	(None - Tax Expenditure)	Real Property Tax Abatement	Tax Abatement	NOMA DEVELOPMENT LLC	\$229,985	60 L ST NE	Ward 6	N/A	N/A	N/A	N/A	N/A	N/A	N/A	N/A	N/A	N/A	N/A	N/A	N/A	N/A	N/A	N/A	N/A	N/A	N/A	N/A
2022	(None - Tax Expenditure)	Real Property Tax Abatement	Tax Abatement	DISTRICT OF COLUMBIA	\$198,318	H ST NW	Ward 6	N/A	N/A	N/A	N/A	N/A	N/A	N/A	N/A	N/A	N/A	N/A	N/A	N/A	N/A	N/A	N/A	N/A	N/A	N/A	N/A
2022	(None - Tax Expenditure)	Tax Exemption	Tax Exemption	STEUART H STREET LLC	\$239,664	300 H St NE	Ward 6	N/A	N/A	N/A	N/A	N/A	N/A	N/A	N/A	N/A	N/A	N/A	N/A	N/A	N/A	N/A	N/A	N/A	N/A	N/A	N/A
2022	(None - Tax Expenditure)	Tax Exemption	Tax Exemption	BENNING RESIDENTIAL LLC	\$150,619	0120 45TH ST NE R-2	Ward 7	N/A	N/A	N/A	N/A	N/A	N/A	N/A	N/A	N/A	N/A	N/A	N/A	N/A	N/A	N/A	N/A	N/A	N/A	N/A	N/A
2022	(None - Tax Expenditure)	Tax Exemption	Tax Exemption	GALES PLACE ASSOCIATES LIMITED PARTNERSHIP	\$128,164	1701 BENNING RD NE	Ward 7	N/A	N/A	N/A	N/A	N/A	N/A	N/A	N/A	N/A	N/A	N/A	N/A	N/A	N/A	N/A	N/A	N/A	N/A	N/A	N/A
2022	(None - Tax Expenditure)	Real Property Tax Abatement	Tax Abatement	POTOMAC ELECTRIC POWER COMPANY	\$339,000	3400 BENNING RD NE	Ward 7	N/A	N/A	N/A	N/A	N/A	N/A	N/A	N/A	N/A	N/A	N/A	N/A	N/A	N/A	N/A	N/A	N/A	N/A	N/A	N/A
2022	(None - Tax Expenditure)	Tax Exemption	Tax Exemption	MILESTONE EAST CAPITOL 3 LLC	\$91,350	3501 EAST CAPITOL ST SE	Ward 7	N/A	N/A	N/A	N/A	N/A	N/A	N/A	N/A	N/A	N/A	N/A	N/A	N/A	N/A	N/A	N/A	N/A	N/A	N/A	N/A
2022	(None - Tax Expenditure)	Tax Exemption	Tax Exemption	ANACOSTIA GARDENS OWNER LLC	\$83,033	3600 ELY PL SE	Ward 7	N/A	N/A	N/A	N/A	N/A	N/A	N/A	N/A	N/A	N/A	N/A	N/A	N/A	N/A	N/A	N/A	N/A	N/A	N/A	N/A

FY	Agency	Incentive Name	Incentive Type	Recipient Name	Incentive Amount	MAR Address of Investment	MAR_Ward	Number of District Residents Employed	Number of CBEs	Total Affordable Units Produced or Preserved	30% AMI	50% AMI	60% AMI	80% AMI	1 BRs	2 BRs	3 BRs	4+ BRs	Efficiency	SRO	Unknown BRs	Amenity Produced or Enhanced	Is recipient in compliance with District resident employment requirements?	CBE Compliant?	Affordable Housing Compliance? (Covenanted)	Additional Incentive Benefits	MAR_ID
2022	(None - Tax Expenditure)	Tax Exemption	Tax Exemption	JAY STREET ASSOCIATES	\$342,219	3712 HAYES ST NE	Ward 7	N/A	N/A	N/A	N/A	N/A	N/A	N/A	N/A	N/A	N/A	N/A	N/A	N/A	N/A	N/A	N/A	N/A	N/A	N/A	N/A
2022	(None - Tax Expenditure)	Tax Exemption	Tax Exemption	MAYFAIR MANSIONS LIMITED PARTNERSHIP	\$290,429	3720 HAYES ST NE	Ward 7	N/A	N/A	N/A	N/A	N/A	N/A	N/A	N/A	N/A	N/A	N/A	N/A	N/A	N/A	N/A	N/A	N/A	N/A	N/A	N/A
2022	(None - Tax Expenditure)	Tax Exemption	Tax Exemption	BENNING HEIGHTS INVESTOR LLC	\$165,089	4341 E ST SE	Ward 7	N/A	N/A	N/A	N/A	N/A	N/A	N/A	N/A	N/A	N/A	N/A	N/A	N/A	N/A	N/A	N/A	N/A	N/A	N/A	N/A
2022	(None - Tax Expenditure)	Tax Exemption	Tax Exemption	4800 NHB LP	\$464,344	4800 NANNIE HELEN BURROUGHS AVE NE	Ward 7	N/A	N/A	N/A	N/A	N/A	N/A	N/A	N/A	N/A	N/A	N/A	N/A	N/A	N/A	N/A	N/A	N/A	N/A	N/A	N/A
2022	(None - Tax Expenditure)	Tax Exemption	Tax Exemption	NANNIE HELLEN OWNER LLC	\$190,581	5127 NANNIE HELEN BURROUGHS AVE NE	Ward 7	N/A	N/A	N/A	N/A	N/A	N/A	N/A	N/A	N/A	N/A	N/A	N/A	N/A	N/A	N/A	N/A	N/A	N/A	N/A	N/A
2022	(None - Tax Expenditure)	Tax Exemption	Tax Exemption	DEANWOOD HILLS LLC	\$155,544	5201 Hayes ST NE	Ward 7	N/A	N/A	N/A	N/A	N/A	N/A	N/A	N/A	N/A	N/A	N/A	N/A	N/A	N/A	N/A	N/A	N/A	N/A	N/A	N/A
2022	(None - Tax Expenditure)	Real Property Tax Abatement	Tax Abatement	CI GD PARKSIDE 7 LLC	\$150,000	600 Kenilworth TER NE	Ward 7	N/A	N/A	N/A	N/A	N/A	N/A	N/A	N/A	N/A	N/A	N/A	N/A	N/A	N/A	N/A	N/A	N/A	N/A	N/A	N/A
2022	(None - Tax Expenditure)	Tax Exemption	Tax Exemption	CARVER SENIOR APARTMENTS LIMITED PARTNERSHIP	\$88,297	4800 East Capitol St NE	Ward 7	N/A	N/A	N/A	N/A	N/A	N/A	N/A	N/A	N/A	N/A	N/A	N/A	N/A	N/A	N/A	N/A	N/A	N/A	N/A	N/A
2022	(None - Tax Expenditure)	Tax Exemption	Tax Exemption	SQUARE 882N AFFORDABLE LP	\$103,826	601 L ST SE	Ward 8	N/A	N/A	N/A	N/A	N/A	N/A	N/A	N/A	N/A	N/A	N/A	N/A	N/A	N/A	N/A	N/A	N/A	N/A	N/A	N/A
2022	(None - Tax Expenditure)	Tax Exemption	Tax Exemption	SQUARE 769N AFFORDABLE OWNER LLC	\$90,958	1100 2ND PL SE	Ward 8	N/A	N/A	N/A	N/A	N/A	N/A	N/A	N/A	N/A	N/A	N/A	N/A	N/A	N/A	N/A	N/A	N/A	N/A	N/A	N/A
2022	(None - Tax Expenditure)	Tax Exemption	Tax Exemption	WOODMONT CROSSING INVESTOR LLC	\$203,615	2321 GOOD HOPE CT SE	Ward 8	N/A	N/A	N/A	N/A	N/A	N/A	N/A	N/A	N/A	N/A	N/A	N/A	N/A	N/A	N/A	N/A	N/A	N/A	N/A	N/A
2022	(None - Tax Expenditure)	Tax Exemption	Tax Exemption	PARKSIDE TERRACE DEVELOPMENT LLC	\$249,445	3700 9TH ST SE	Ward 8	N/A	N/A	N/A	N/A	N/A	N/A	N/A	N/A	N/A	N/A	N/A	N/A	N/A	N/A	N/A	N/A	N/A	N/A	N/A	N/A
2022	(None - Tax Expenditure)	Tax Exemption	Tax Exemption	BELMONT CROSSING PARTNERS LLC	\$164,567	4201 7TH ST SE	Ward 8	N/A	N/A	N/A	N/A	N/A	N/A	N/A	N/A	N/A	N/A	N/A	N/A	N/A	N/A	N/A	N/A	N/A	N/A	N/A	N/A
2022	(None - Tax Expenditure)	Tax Exemption	Tax Exemption	ATLANTIC TERRACE LTD	\$114,428	4301 3rd ST SE	Ward 8	N/A	N/A	N/A	N/A	N/A	N/A	N/A	N/A	N/A	N/A	N/A	N/A	N/A	N/A	N/A	N/A	N/A	N/A	N/A	N/A
2022	(None - Tax Expenditure)	Tax Exemption	Tax Exemption	800 SOUTHERN AVENUE LLC	\$236,626	800 SOUTHERN AVE SE	Ward 8	N/A	N/A	N/A	N/A	N/A	N/A	N/A	N/A	N/A	N/A	N/A	N/A	N/A	N/A	N/A	N/A	N/A	N/A	N/A	N/A
2022	(None - Tax Expenditure)	Tax Exemption	Tax Exemption	FC 1212 LLC	\$520,779	401 M ST SE	Ward 8	N/A	N/A	N/A	N/A	N/A	N/A	N/A	N/A	N/A	N/A	N/A	N/A	N/A	N/A	N/A	N/A	N/A	N/A	N/A	N/A
2022	(None - Tax Expenditure)	Tax Exemption	Tax Exemption	WOODBERRY APARTMENTS LP	\$132,385	2224 Savannah Terrace SE	Ward 8	N/A	N/A	N/A	N/A	N/A	N/A	N/A	N/A	N/A	N/A	N/A	N/A	N/A	N/A	N/A	N/A	N/A	N/A	N/A	N/A
2022	(None - Tax Expenditure)	Tax Exemption	Tax Exemption	MHP WORTHINGTON WOODS LLC	\$230,697	4419 3rd St SE	Ward 8	N/A	N/A	N/A	N/A	N/A	N/A	N/A	N/A	N/A	N/A	N/A	N/A	N/A	N/A	N/A	N/A	N/A	N/A	N/A	N/A
2022	(None - Tax Expenditure)	Qualified High Technology Companies Tax Benefit (QHTC)	District Tax Credits	Income Tax Credits: QHTCs	\$34,470,866	N/A	Multiple	N/A	N/A	N/A	N/A	N/A	N/A	N/A	N/A	N/A	N/A	N/A	N/A	N/A	N/A	N/A	N/A	N/A	N/A	N/A	N/A
2022	(None - Tax Expenditure)	Small Retailer Property Tax Relief Credit	District Tax Credits	Small Retailer Property Tax Relief Credit	\$2,660,678	N/A	Multiple	N/A	N/A	N/A	N/A	N/A	N/A	N/A	N/A	N/A	N/A	N/A	N/A	N/A	N/A	N/A	N/A	N/A	N/A	N/A	N/A



FY	Agency	Incentive Name	Incentive Type	Recipient Name	Incentive Amount	MAR Address of Investment	MAR_Ward	Number of District Residents Employed	Number of CBEs	Total Affordable Units Produced or Preserved	30% AMI	50% AMI	60% AMI	80% AMI	1 BRs	2 BRs	3 BRs	4+ BRs	Efficiency	SRO	Unknown BRs	Amenity Produced or Enhanced	Is recipient in compliance with District resident employment requirements?	CBE Compliant?	Affordable Housing Compliance? (Covenanted)	Additional Incentive Benefits	MAR_ID	
2022	(None - Tax Expenditure)	Tax Exemption	Tax Exemption	EAST RIVER PRESERVATION PARTNERS LLC	\$124,332	N/A	Multiple	N/A	N/A	N/A	N/A	N/A	N/A	N/A	N/A	N/A	N/A	N/A	N/A	N/A	N/A	N/A	N/A	N/A	N/A	N/A	N/A	N/A
2022	(None - Tax Expenditure)	Tax Exemption	Tax Exemption	(Aggregate)	\$487,357	N/A	Multiple	N/A	N/A	N/A	N/A	N/A	N/A	N/A	N/A	N/A	N/A	N/A	N/A	N/A	N/A	N/A	N/A	N/A	N/A	N/A	N/A	N/A
2022	DC Public Library	DC Public Library Contract Expenditures	Expenditures on Contracts	SMOOT GILBANE III MLK JT VENTR	\$145,078	N/A	Ward 2	N/A	N/A	N/A	N/A	N/A	N/A	N/A	N/A	N/A	N/A	N/A	N/A	N/A	N/A	N/A	N/A	N/A	N/A	N/A	N/A	N/A
2022	DC Public Library	DC Public Library Contract Expenditures	Expenditures on Contracts	CONSIGLI CONSTRUCTION CO., INC	\$7,079,180	5401 South Dakota Ave NE, Washington, DC 20011	Ward 5	N/A	N/A	N/A	N/A	N/A	N/A	N/A	N/A	N/A	N/A	N/A	N/A	N/A	N/A	N/A	N/A	N/A	N/A	N/A	N/A	N/A
2022	DC Public Library	DC Public Library Contract Expenditures	Expenditures on Contracts	WHITING-TURNER CONTRACTING CO	\$1,235,263	900 Wesley Pl SW, Washington, DC 20024	Ward 6	N/A	N/A	N/A	N/A	N/A	N/A	N/A	N/A	N/A	N/A	N/A	N/A	N/A	N/A	N/A	N/A	N/A	N/A	N/A	N/A	N/A
2022	DC Public Library	DC Public Library Contract Expenditures	Expenditures on Contracts	TURNER CONSTRUCTION COMPANY	\$301,031	900 Wesley Pl SW, Washington, DC 20024	Ward 6	N/A	N/A	N/A	N/A	N/A	N/A	N/A	N/A	N/A	N/A	N/A	N/A	N/A	N/A	N/A	N/A	N/A	N/A	N/A	N/A	N/A
2022	DC Public Library	DC Public Library Contract Expenditures	Expenditures on Contracts	RSC ELECTRICAL AND MECHANIC	\$142,473	N/A	Multiple	N/A	N/A	N/A	N/A	N/A	N/A	N/A	N/A	N/A	N/A	N/A	N/A	N/A	N/A	N/A	N/A	N/A	N/A	N/A	N/A	N/A
2022	DC Public Library	DC Public Library Contract Expenditures	Expenditures on Contracts	WISS,JANNEY,ELSTNER ASSOCIATES	\$213,050	N/A	Multiple	N/A	N/A	N/A	N/A	N/A	N/A	N/A	N/A	N/A	N/A	N/A	N/A	N/A	N/A	N/A	N/A	N/A	N/A	N/A	N/A	N/A
2022	DC Public Library	DC Public Library Contract Expenditures	Expenditures on Contracts	NETWORKING FOR FUTURE INC	\$320,481	N/A	Multiple	N/A	N/A	N/A	N/A	N/A	N/A	N/A	N/A	N/A	N/A	N/A	N/A	N/A	N/A	N/A	N/A	N/A	N/A	N/A	N/A	N/A
2022	District Department of Transportation	11th Street Bridge Park	Expenditures on Contracts	WHITMAN REQUARDT AND ASSOC	\$3,260,441	11th St Bridge, Washington, DC 20003	Ward 8	N/A	N/A	N/A	N/A	N/A	N/A	N/A	N/A	N/A	N/A	N/A	N/A	N/A	N/A	N/A	N/A	N/A	N/A	N/A	N/A	N/A
2022	Department of Employment Services	DC Infrastructure Academy	Expenditures on Contracts	BELL ARCHITECTS, PC	\$447,751	N/A	Ward 5	N/A	N/A	N/A	N/A	N/A	N/A	N/A	N/A	N/A	N/A	N/A	N/A	N/A	N/A	N/A	N/A	N/A	N/A	N/A	N/A	N/A
2022	Department of Employment Services	DC Infrastructure Academy	Expenditures on Contracts	BRAILSFORD & DUNLAVEY, INC.	\$208,103	N/A	Ward 5	N/A	N/A	N/A	N/A	N/A	N/A	N/A	N/A	N/A	N/A	N/A	N/A	N/A	N/A	N/A	N/A	N/A	N/A	N/A	N/A	N/A
2022	Department of Employment Services	Marion Barry Summer Youth Employment Program Grant	Grants	Youth Entrepreneur Instit	\$100,000	N/A	Ward 6	N/A	N/A	N/A	N/A	N/A	N/A	N/A	N/A	N/A	N/A	N/A	N/A	N/A	N/A	N/A	N/A	N/A	N/A	N/A	N/A	N/A
2022	Department of Employment Services	DC Infrastructure Academy	Grants	Community College Prep Academy	\$75,500	N/A	Ward 8	N/A	N/A	N/A	N/A	N/A	N/A	N/A	N/A	N/A	N/A	N/A	N/A	N/A	N/A	N/A	N/A	N/A	N/A	N/A	N/A	N/A
2022	Department of Employment Services	DC Infrastructure Academy	Grants	Opportunities Industrial	\$189,881	N/A	Ward 8	N/A	N/A	N/A	N/A	N/A	N/A	N/A	N/A	N/A	N/A	N/A	N/A	N/A	N/A	N/A	N/A	N/A	N/A	N/A	N/A	N/A
2022	Department of Health Care Finance	Cedar Hill Regional Medical Center at St Elizabeths East Campus	Expenditures on Contracts	UHS BUILDING SOLUTIONS INC	\$54,165,065	N/A	Ward 8	N/A	N/A	N/A	N/A	N/A	N/A	N/A	N/A	N/A	N/A	N/A	N/A	N/A	N/A	N/A	N/A	N/A	N/A	N/A	N/A	N/A

FY	Agency	Incentive Name	Incentive Type	Recipient Name	Incentive Amount	MAR Address of Investment	MAR_Ward	Number of District Residents Employed	Number of CBEs	Total Affordable Units Produced or Preserved	30% AMI	50% AMI	60% AMI	80% AMI	1 BRs	2 BRs	3 BRs	4+ BRs	Efficiency	SRO	Unknown BRs	Amenity Produced or Enhanced	Is recipient in compliance with District resident employment requirements?	CBE Compliant?	Affordable Housing Compliance? (Covenanted)	Additional Incentive Benefits	MAR_ID	
2022	Department of Small & Local Business Development	Commercial Clean Teams	Grants	ADAMS MORGAN PARTNERSHIP	\$143,113	N/A	Ward 1	N/A	N/A	N/A	N/A	N/A	N/A	N/A	N/A	N/A	N/A	N/A	N/A	N/A	N/A	N/A	N/A	N/A	N/A	N/A	N/A	N/A
2022	Department of Small & Local Business Development	Commercial Clean Teams	Grants	MOUNT VERNON TRIANGLE CD	\$137,113	N/A	Ward 2	N/A	N/A	N/A	N/A	N/A	N/A	N/A	N/A	N/A	N/A	N/A	N/A	N/A	N/A	N/A	N/A	N/A	N/A	N/A	N/A	N/A
2022	Department of Small & Local Business Development	Main Streets	Grants	FRIENDS OF GEORGETOWN	\$150,080	N/A	Ward 2	N/A	N/A	N/A	N/A	N/A	N/A	N/A	N/A	N/A	N/A	N/A	N/A	N/A	N/A	N/A	N/A	N/A	N/A	N/A	N/A	N/A
2022	Department of Small & Local Business Development	Commercial Clean Teams	Grants	TENLEYTOWN MAIN STREET	\$174,634	N/A	Ward 3	N/A	N/A	N/A	N/A	N/A	N/A	N/A	N/A	N/A	N/A	N/A	N/A	N/A	N/A	N/A	N/A	N/A	N/A	N/A	N/A	N/A
2022	Department of Small & Local Business Development	Main Streets	Grants	FRIENDSHIP HEIGHTS ALLIANCE	\$295,000	N/A	Ward 3	N/A	N/A	N/A	N/A	N/A	N/A	N/A	N/A	N/A	N/A	N/A	N/A	N/A	N/A	N/A	N/A	N/A	N/A	N/A	N/A	N/A
2022	Department of Small & Local Business Development	Main Streets	Grants	GLOVER PARK ALLIANCE	\$150,080	N/A	Ward 3	N/A	N/A	N/A	N/A	N/A	N/A	N/A	N/A	N/A	N/A	N/A	N/A	N/A	N/A	N/A	N/A	N/A	N/A	N/A	N/A	N/A
2022	Department of Small & Local Business Development	Main Streets	Grants	PALISADES CITIZENS ASSOCIATION	\$157,500	N/A	Ward 3	N/A	N/A	N/A	N/A	N/A	N/A	N/A	N/A	N/A	N/A	N/A	N/A	N/A	N/A	N/A	N/A	N/A	N/A	N/A	N/A	N/A
2022	Department of Small & Local Business Development	Main Streets	Grants	TENLEYTOWN MAIN STREET	\$150,080	N/A	Ward 3	N/A	N/A	N/A	N/A	N/A	N/A	N/A	N/A	N/A	N/A	N/A	N/A	N/A	N/A	N/A	N/A	N/A	N/A	N/A	N/A	N/A
2022	Department of Small & Local Business Development	Main Streets	Grants	VAN NESS GROUP INC	\$150,080	N/A	Ward 3	N/A	N/A	N/A	N/A	N/A	N/A	N/A	N/A	N/A	N/A	N/A	N/A	N/A	N/A	N/A	N/A	N/A	N/A	N/A	N/A	N/A
2022	Department of Small & Local Business Development	Commercial Clean Teams	Grants	EMORY BEACON OF LIGHT INC	\$323,539	N/A	Ward 4	N/A	N/A	N/A	N/A	N/A	N/A	N/A	N/A	N/A	N/A	N/A	N/A	N/A	N/A	N/A	N/A	N/A	N/A	N/A	N/A	N/A
2022	Department of Small & Local Business Development	Main Streets	Grants	UPTOWN COMMUNITY INITIATIVE	\$330,092	N/A	Ward 4	N/A	N/A	N/A	N/A	N/A	N/A	N/A	N/A	N/A	N/A	N/A	N/A	N/A	N/A	N/A	N/A	N/A	N/A	N/A	N/A	N/A
2022	Department of Small & Local Business Development	Commercial Clean Teams	Grants	FRIENDS OF RHODE ISLAND AVE NE	\$117,678	N/A	Ward 5	N/A	N/A	N/A	N/A	N/A	N/A	N/A	N/A	N/A	N/A	N/A	N/A	N/A	N/A	N/A	N/A	N/A	N/A	N/A	N/A	N/A
2022	Department of Small & Local Business Development	Commercial Clean Teams	Grants	NORTH CAPITOL MAIN STREET	\$115,878	N/A	Ward 5	N/A	N/A	N/A	N/A	N/A	N/A	N/A	N/A	N/A	N/A	N/A	N/A	N/A	N/A	N/A	N/A	N/A	N/A	N/A	N/A	N/A

FY	Agency	Incentive Name	Incentive Type	Recipient Name	Incentive Amount	MAR Address of Investment	MAR_Ward	Number of District Residents Employed	Number of CBEs	Total Affordable Units Produced or Preserved	30% AMI	50% AMI	60% AMI	80% AMI	1 BRs	2 BRs	3 BRs	4+ BRs	Efficiency	SRO	Unknown BRs	Amenity Produced or Enhanced	Is recipient in compliance with District resident employment requirements?	CBE Compliant?	Affordable Housing Compliance? (Covenanted)	Additional Incentive Benefits	MAR_ID	
2022	Department of Small & Local Business Development	Main Streets	Grants	FRIENDS OF RHODE ISLAND AVE NE	\$300,160	N/A	Ward 5	N/A	N/A	N/A	N/A	N/A	N/A	N/A	N/A	N/A	N/A	N/A	N/A	N/A	N/A	N/A	N/A	N/A	N/A	N/A	N/A	N/A
2022	Department of Small & Local Business Development	Main Streets	Grants	NORTH CAPITOL MAIN STREET	\$150,080	N/A	Ward 5	N/A	N/A	N/A	N/A	N/A	N/A	N/A	N/A	N/A	N/A	N/A	N/A	N/A	N/A	N/A	N/A	N/A	N/A	N/A	N/A	N/A
2022	Department of Small & Local Business Development	Commercial Clean Teams	Grants	BARRACKS ROW MAINSTREET	\$106,878	N/A	Ward 6	N/A	N/A	N/A	N/A	N/A	N/A	N/A	N/A	N/A	N/A	N/A	N/A	N/A	N/A	N/A	N/A	N/A	N/A	N/A	N/A	N/A
2022	Department of Small & Local Business Development	Main Streets	Grants	BARRACKS ROW MAINSTREET	\$187,600	N/A	Ward 6	N/A	N/A	N/A	N/A	N/A	N/A	N/A	N/A	N/A	N/A	N/A	N/A	N/A	N/A	N/A	N/A	N/A	N/A	N/A	N/A	N/A
2022	Department of Small & Local Business Development	Main Streets	Grants	MERCHANT ROW ASSOCIATION, CORP	\$135,072	N/A	Ward 6	N/A	N/A	N/A	N/A	N/A	N/A	N/A	N/A	N/A	N/A	N/A	N/A	N/A	N/A	N/A	N/A	N/A	N/A	N/A	N/A	N/A
2022	Department of Small & Local Business Development	Commercial Clean Teams	Grants	DEANWOOD HEIGHTS MAIN STREETS	\$144,278	N/A	Ward 7	N/A	N/A	N/A	N/A	N/A	N/A	N/A	N/A	N/A	N/A	N/A	N/A	N/A	N/A	N/A	N/A	N/A	N/A	N/A	N/A	N/A
2022	Department of Small & Local Business Development	Main Streets	Grants	DEANWOOD HEIGHTS MAIN STREETS	\$135,072	N/A	Ward 7	N/A	N/A	N/A	N/A	N/A	N/A	N/A	N/A	N/A	N/A	N/A	N/A	N/A	N/A	N/A	N/A	N/A	N/A	N/A	N/A	N/A
2022	Department of Small & Local Business Development	Main Streets	Grants	MARSHALL HEIGHTS COMMUNITY	\$159,580	N/A	Ward 7	N/A	N/A	N/A	N/A	N/A	N/A	N/A	N/A	N/A	N/A	N/A	N/A	N/A	N/A	N/A	N/A	N/A	N/A	N/A	N/A	N/A
2022	Department of Small & Local Business Development	Main Streets	Grants	WASHINGTON AREA COMMUNITY	\$127,568	N/A	Ward 7	N/A	N/A	N/A	N/A	N/A	N/A	N/A	N/A	N/A	N/A	N/A	N/A	N/A	N/A	N/A	N/A	N/A	N/A	N/A	N/A	N/A
2022	Department of Small & Local Business Development	Commercial Clean Teams	Grants	ANACOSTIA BUS. IMPROVEMENT DIS	\$159,613	N/A	Ward 8	N/A	N/A	N/A	N/A	N/A	N/A	N/A	N/A	N/A	N/A	N/A	N/A	N/A	N/A	N/A	N/A	N/A	N/A	N/A	N/A	N/A
2022	Department of Small & Local Business Development	Commercial Clean Teams	Grants	CONGRESS HEIGHTS TRAINING	\$457,713	N/A	Ward 8	N/A	N/A	N/A	N/A	N/A	N/A	N/A	N/A	N/A	N/A	N/A	N/A	N/A	N/A	N/A	N/A	N/A	N/A	N/A	N/A	N/A
2022	Department of Small & Local Business Development	Main Streets	Grants	CONGRESS HEIGHTS TRAINING	\$150,080	N/A	Ward 8	N/A	N/A	N/A	N/A	N/A	N/A	N/A	N/A	N/A	N/A	N/A	N/A	N/A	N/A	N/A	N/A	N/A	N/A	N/A	N/A	N/A
2022	Department of Small & Local Business Development	Commercial Clean Teams	Grants	CAPITOL HILL BUS. IMPROVEMENTS	\$466,022	N/A	Multiple	N/A	N/A	N/A	N/A	N/A	N/A	N/A	N/A	N/A	N/A	N/A	N/A	N/A	N/A	N/A	N/A	N/A	N/A	N/A	N/A	N/A

FY	Agency	Incentive Name	Incentive Type	Recipient Name	Incentive Amount	MAR Address of Investment	MAR_Ward	Number of District Residents Employed	Number of CBEs	Total Affordable Units Produced or Preserved	30% AMI	50% AMI	60% AMI	80% AMI	1 BRs	2 BRs	3 BRs	4+ BRs	Efficiency	SRO	Unknown BRs	Amenity Produced or Enhanced	Is recipient in compliance with District resident employment requirements?	CBE Compliant?	Affordable Housing Compliance? (Covenanted)	Additional Incentive Benefits	MAR_ID	
2022	Department of Small & Local Business Development	Commercial Clean Teams	Grants	CAREER PATH DC	\$1,749,795	N/A	Multiple	N/A	N/A	N/A	N/A	N/A	N/A	N/A	N/A	N/A	N/A	N/A	N/A	N/A	N/A	N/A	N/A	N/A	N/A	N/A	N/A	N/A
2022	Department of Small & Local Business Development	Commercial Clean Teams	Grants	CLEAN DECISIONS	\$419,337	N/A	Multiple	N/A	N/A	N/A	N/A	N/A	N/A	N/A	N/A	N/A	N/A	N/A	N/A	N/A	N/A	N/A	N/A	N/A	N/A	N/A	N/A	N/A
2022	Department of Small & Local Business Development	Commercial Clean Teams	Grants	H STREET MAIN STREET INC.	\$326,035	N/A	Multiple	N/A	N/A	N/A	N/A	N/A	N/A	N/A	N/A	N/A	N/A	N/A	N/A	N/A	N/A	N/A	N/A	N/A	N/A	N/A	N/A	N/A
2022	Department of Small & Local Business Development	Commercial Clean Teams	Grants	HISTORIC DUPONT CIRCLE MAINSTR	\$99,084	N/A	Multiple	N/A	N/A	N/A	N/A	N/A	N/A	N/A	N/A	N/A	N/A	N/A	N/A	N/A	N/A	N/A	N/A	N/A	N/A	N/A	N/A	N/A
2022	Department of Small & Local Business Development	Commercial Clean Teams	Grants	SAVING OUR NEXT GENERATION	\$1,612,993	N/A	Multiple	N/A	N/A	N/A	N/A	N/A	N/A	N/A	N/A	N/A	N/A	N/A	N/A	N/A	N/A	N/A	N/A	N/A	N/A	N/A	N/A	N/A
2022	Department of Small & Local Business Development	Commercial Clean Teams	Grants	SHAW MAIN STREET	\$122,113	N/A	Multiple	N/A	N/A	N/A	N/A	N/A	N/A	N/A	N/A	N/A	N/A	N/A	N/A	N/A	N/A	N/A	N/A	N/A	N/A	N/A	N/A	N/A
2022	Department of Small & Local Business Development	Main Streets	Grants	CENTER FOR NONPROFIT	\$301,780	N/A	Multiple	N/A	N/A	N/A	N/A	N/A	N/A	N/A	N/A	N/A	N/A	N/A	N/A	N/A	N/A	N/A	N/A	N/A	N/A	N/A	N/A	N/A
2022	Department of Small & Local Business Development	Main Streets	Grants	COLUMBIA HEIGHTS DAY INITIATIV	\$1,045,432	N/A	Multiple	N/A	N/A	N/A	N/A	N/A	N/A	N/A	N/A	N/A	N/A	N/A	N/A	N/A	N/A	N/A	N/A	N/A	N/A	N/A	N/A	N/A
2022	Department of Small & Local Business Development	Main Streets	Grants	H STREET MAIN STREET INC.	\$186,080	N/A	Multiple	N/A	N/A	N/A	N/A	N/A	N/A	N/A	N/A	N/A	N/A	N/A	N/A	N/A	N/A	N/A	N/A	N/A	N/A	N/A	N/A	N/A
2022	Department of Small & Local Business Development	Main Streets	Grants	HISTORIC DUPONT CIRCLE MAINSTR	\$360,088	N/A	Multiple	N/A	N/A	N/A	N/A	N/A	N/A	N/A	N/A	N/A	N/A	N/A	N/A	N/A	N/A	N/A	N/A	N/A	N/A	N/A	N/A	N/A
2022	Department of Small & Local Business Development	Main Streets	Grants	SHAW MAIN STREET	\$150,080	N/A	Multiple	N/A	N/A	N/A	N/A	N/A	N/A	N/A	N/A	N/A	N/A	N/A	N/A	N/A	N/A	N/A	N/A	N/A	N/A	N/A	N/A	N/A
2022	Department of Housing and Community Development	DHCD Grants - 1515 North Capitol NE	Grants	SOME NORTH CAPITOL	\$420,000	1515 NORTH CAPITOL ST NE	Ward 5	N/A	N/A	N/A	N/A	N/A	N/A	N/A	N/A	N/A	N/A	N/A	N/A	N/A	N/A	N/A	N/A	N/A	N/A	N/A	N/A	N/A
2022	Department of Housing and Community Development	DHCD Contract Expenditures	Expenditures on Contracts	COMPUTER AID, INC	\$215,665	N/A	Multiple	N/A	N/A	N/A	N/A	N/A	N/A	N/A	N/A	N/A	N/A	N/A	N/A	N/A	N/A	N/A	N/A	N/A	N/A	N/A	N/A	N/A

FY	Agency	Incentive Name	Incentive Type	Recipient Name	Incentive Amount	MAR Address of Investment	MAR_Ward	Number of District Residents Employed	Number of CBEs	Total Affordable Units Produced or Preserved	30% AMI	50% AMI	60% AMI	80% AMI	1 BRs	2 BRs	3 BRs	4+ BRs	Efficiency	SRO	Unknown BRs	Amenity Produced or Enhanced	Is recipient in compliance with District resident employment requirements?	CBE Compliant?	Affordable Housing Compliance? (Covenanted)	Additional Incentive Benefits	MAR_ID	
2022	Department of Housing and Community Development	Community Services Commercial Revitalization Grants	Grants	BARRACKS ROW MAINSTREET	\$219,721	N/A	Multiple	N/A	N/A	N/A	N/A	N/A	N/A	N/A	N/A	N/A	N/A	N/A	N/A	N/A	N/A	N/A	N/A	N/A	N/A	N/A	N/A	N/A
2022	Department of Housing and Community Development	Community Services Commercial Revitalization Grants	Grants	COLUMBIA HEIGHTS DAY INITIATIV	\$89,612	N/A	Multiple	N/A	N/A	N/A	N/A	N/A	N/A	N/A	N/A	N/A	N/A	N/A	N/A	N/A	N/A	N/A	N/A	N/A	N/A	N/A	N/A	N/A
2022	Department of Housing and Community Development	Community Services Commercial Revitalization Grants	Grants	SB WORKS	\$253,860	N/A	Multiple	N/A	N/A	N/A	N/A	N/A	N/A	N/A	N/A	N/A	N/A	N/A	N/A	N/A	N/A	N/A	N/A	N/A	N/A	N/A	N/A	N/A
2022	Department of Housing and Community Development	Faith-Based Development Initiative	Grants	ENTERPRISE COMMUNITY PARTNERS	\$1,000,000	N/A	Multiple	N/A	N/A	N/A	N/A	N/A	N/A	N/A	N/A	N/A	N/A	N/A	N/A	N/A	N/A	N/A	N/A	N/A	N/A	N/A	N/A	N/A
2022	Department of Housing and Community Development	Neighborhood-Based Activities	Grants	ALDERMAN,DEVORSETZ & HORA PLLC	\$177,197	N/A	Multiple	N/A	N/A	N/A	N/A	N/A	N/A	N/A	N/A	N/A	N/A	N/A	N/A	N/A	N/A	N/A	N/A	N/A	N/A	N/A	N/A	N/A
2022	Department of Housing and Community Development	Neighborhood-Based Activities	Grants	CENTRAL AMERICAN RESOURCE	\$821,635	N/A	Multiple	N/A	N/A	N/A	N/A	N/A	N/A	N/A	N/A	N/A	N/A	N/A	N/A	N/A	N/A	N/A	N/A	N/A	N/A	N/A	N/A	N/A
2022	Department of Housing and Community Development	Neighborhood-Based Activities	Grants	DOUGLASS COMMUNITY LAND TRUST	\$147,467	N/A	Multiple	N/A	N/A	N/A	N/A	N/A	N/A	N/A	N/A	N/A	N/A	N/A	N/A	N/A	N/A	N/A	N/A	N/A	N/A	N/A	N/A	N/A
2022	Department of Housing and Community Development	Neighborhood-Based Activities	Grants	GREATER WASH URBAN LEAGUE	\$365,585	N/A	Multiple	N/A	N/A	N/A	N/A	N/A	N/A	N/A	N/A	N/A	N/A	N/A	N/A	N/A	N/A	N/A	N/A	N/A	N/A	N/A	N/A	N/A
2022	Department of Housing and Community Development	Neighborhood-Based Activities	Grants	HOUSING COUNSELING SERVICE	\$2,775,655	N/A	Multiple	N/A	N/A	N/A	N/A	N/A	N/A	N/A	N/A	N/A	N/A	N/A	N/A	N/A	N/A	N/A	N/A	N/A	N/A	N/A	N/A	N/A
2022	Department of Housing and Community Development	Neighborhood-Based Activities	Grants	LATINO ECONOMIC DEVELOPMENT	\$1,473,015	N/A	Multiple	N/A	N/A	N/A	N/A	N/A	N/A	N/A	N/A	N/A	N/A	N/A	N/A	N/A	N/A	N/A	N/A	N/A	N/A	N/A	N/A	N/A
2022	Department of Housing and Community Development	Neighborhood-Based Activities	Grants	LEGAL COUNSEL FOR THE ELDERLY	\$910,451	N/A	Multiple	N/A	N/A	N/A	N/A	N/A	N/A	N/A	N/A	N/A	N/A	N/A	N/A	N/A	N/A	N/A	N/A	N/A	N/A	N/A	N/A	N/A
2022	Department of Housing and Community Development	Neighborhood-Based Activities	Grants	LYDIA'S HOUSE IN SOUTHEAST	\$642,119	N/A	Multiple	N/A	N/A	N/A	N/A	N/A	N/A	N/A	N/A	N/A	N/A	N/A	N/A	N/A	N/A	N/A	N/A	N/A	N/A	N/A	N/A	N/A
2022	Department of Housing and Community Development	Neighborhood-Based Activities	Grants	MANNA INC	\$655,221	N/A	Multiple	N/A	N/A	N/A	N/A	N/A	N/A	N/A	N/A	N/A	N/A	N/A	N/A	N/A	N/A	N/A	N/A	N/A	N/A	N/A	N/A	N/A

FY	Agency	Incentive Name	Incentive Type	Recipient Name	Incentive Amount	MAR Address of Investment	MAR_Ward	Number of District Residents Employed	Number of CBEs	Total Affordable Units Produced or Preserved	30% AMI	50% AMI	60% AMI	80% AMI	1 BRs	2 BRs	3 BRs	4+ BRs	Efficiency	SRO	Unknown BRs	Amenity Produced or Enhanced	Is recipient in compliance with District resident employment requirements?	CBE Compliant?	Affordable Housing Compliance? (Covenanted)	Additional Incentive Benefits	MAR_ID	
2022	Department of Housing and Community Development	Neighborhood-Based Activities	Grants	MARSHALL HEIGHTS COMMUNITY	\$446,801	N/A	Multiple	N/A	N/A	N/A	N/A	N/A	N/A	N/A	N/A	N/A	N/A	N/A	N/A	N/A	N/A	N/A	N/A	N/A	N/A	N/A	N/A	N/A
2022	Department of Housing and Community Development	Neighborhood-Based Activities	Grants	MI CASA MY HOUSE INC.	\$455,192	N/A	Multiple	N/A	N/A	N/A	N/A	N/A	N/A	N/A	N/A	N/A	N/A	N/A	N/A	N/A	N/A	N/A	N/A	N/A	N/A	N/A	N/A	N/A
2022	Department of Housing and Community Development	Neighborhood-Based Activities	Grants	UNITED PLANNING ORGANIZAT	\$580,627	N/A	Multiple	N/A	N/A	N/A	N/A	N/A	N/A	N/A	N/A	N/A	N/A	N/A	N/A	N/A	N/A	N/A	N/A	N/A	N/A	N/A	N/A	N/A
2022	Department of Housing and Community Development	Neighborhood-Based Activities	Grants	UNIVERSITY LEGAL SERVICES	\$1,654,189	N/A	Multiple	N/A	N/A	N/A	N/A	N/A	N/A	N/A	N/A	N/A	N/A	N/A	N/A	N/A	N/A	N/A	N/A	N/A	N/A	N/A	N/A	N/A
2022	Department of Housing and Community Development	DHCD Grants - Residential Services - HPAP	Grants	GREATER WASH URBAN LEAGUE	\$1,157,398	N/A	Multiple	N/A	N/A	N/A	N/A	N/A	N/A	N/A	N/A	N/A	N/A	N/A	N/A	N/A	N/A	N/A	N/A	N/A	N/A	N/A	N/A	N/A
2022	Department of Housing and Community Development	Small Business Technical Assistance	Grants	ANACOSTIA ECONOMIC DEVELO	\$250,000	N/A	Multiple	N/A	N/A	N/A	N/A	N/A	N/A	N/A	N/A	N/A	N/A	N/A	N/A	N/A	N/A	N/A	N/A	N/A	N/A	N/A	N/A	N/A
2022	Department of Housing and Community Development	Small Business Technical Assistance	Grants	ARCH DEVELOPMENT CORPORAT	\$369,669	N/A	Multiple	N/A	N/A	N/A	N/A	N/A	N/A	N/A	N/A	N/A	N/A	N/A	N/A	N/A	N/A	N/A	N/A	N/A	N/A	N/A	N/A	N/A
2022	Department of Housing and Community Development	Small Business Technical Assistance	Grants	COLUMBIA HEIGHTS DAY INITIATIV	\$300,000	N/A	Multiple	N/A	N/A	N/A	N/A	N/A	N/A	N/A	N/A	N/A	N/A	N/A	N/A	N/A	N/A	N/A	N/A	N/A	N/A	N/A	N/A	N/A
2022	Department of Housing and Community Development	Small Business Technical Assistance	Grants	CONGRESS HEIGHTS TRAINING	\$174,133	N/A	Multiple	N/A	N/A	N/A	N/A	N/A	N/A	N/A	N/A	N/A	N/A	N/A	N/A	N/A	N/A	N/A	N/A	N/A	N/A	N/A	N/A	N/A
2022	Department of Housing and Community Development	Small Business Technical Assistance	Grants	GREATER WASHINGTON HISPANIC	\$212,972	N/A	Multiple	N/A	N/A	N/A	N/A	N/A	N/A	N/A	N/A	N/A	N/A	N/A	N/A	N/A	N/A	N/A	N/A	N/A	N/A	N/A	N/A	N/A
2022	Department of Housing and Community Development	Small Business Technical Assistance	Grants	LATINO ECONOMIC DEVELOPMENT	\$748,323	N/A	Multiple	N/A	N/A	N/A	N/A	N/A	N/A	N/A	N/A	N/A	N/A	N/A	N/A	N/A	N/A	N/A	N/A	N/A	N/A	N/A	N/A	N/A
2022	Department of Housing and Community Development	Small Business Technical Assistance	Grants	LIFE ASSET INC	\$350,000	N/A	Multiple	N/A	N/A	N/A	N/A	N/A	N/A	N/A	N/A	N/A	N/A	N/A	N/A	N/A	N/A	N/A	N/A	N/A	N/A	N/A	N/A	N/A
2022	Department of Housing and Community Development	Small Business Technical Assistance	Grants	MARSHALL HEIGHTS COMMUNITY	\$270,000	N/A	Multiple	N/A	N/A	N/A	N/A	N/A	N/A	N/A	N/A	N/A	N/A	N/A	N/A	N/A	N/A	N/A	N/A	N/A	N/A	N/A	N/A	N/A

FY	Agency	Incentive Name	Incentive Type	Recipient Name	Incentive Amount	MAR Address of Investment	MAR_Ward	Number of District Residents Employed	Number of CBEs	Total Affordable Units Produced or Preserved	30% AMI	50% AMI	60% AMI	80% AMI	1 BRs	2 BRs	3 BRs	4+ BRs	Efficiency	SRO	Unknown BRs	Amenity Produced or Enhanced	Is recipient in compliance with District resident employment requirements?	CBE Compliant?	Affordable Housing Compliance? (Covenanted)	Additional Incentive Benefits	MAR_ID	
2022	Department of Housing and Community Development	Small Business Technical Assistance	Grants	SB WORKS	\$223,944	N/A	Multiple	N/A	N/A	N/A	N/A	N/A	N/A	N/A	N/A	N/A	N/A	N/A	N/A	N/A	N/A	N/A	N/A	N/A	N/A	N/A	N/A	N/A
2022	Department of Housing and Community Development	Small Business Technical Assistance	Grants	WASHINGTON AREA COMMUNITY	\$612,165	N/A	Multiple	N/A	N/A	N/A	N/A	N/A	N/A	N/A	N/A	N/A	N/A	N/A	N/A	N/A	N/A	N/A	N/A	N/A	N/A	N/A	N/A	N/A
2022	District of Columbia Public Schools	DCPS Modernizations and Renovations	Expenditures on Contracts	MCN BUILD INC.	\$2,250,912	2425 N St NW, Washington, DC 20037	Ward 2	N/A	N/A	N/A	N/A	N/A	N/A	N/A	N/A	N/A	N/A	N/A	N/A	N/A	N/A	N/A	N/A	N/A	N/A	N/A	N/A	N/A
2022	District of Columbia Public Schools	DCPS Modernizations and Renovations	Expenditures on Contracts	N/A	\$131,718	2425 N St NW, Washington, DC 20037	Ward 2	N/A	N/A	N/A	N/A	N/A	N/A	N/A	N/A	N/A	N/A	N/A	N/A	N/A	N/A	N/A	N/A	N/A	N/A	N/A	N/A	N/A
2022	District of Columbia Public Schools	DCPS Modernizations and Renovations	Expenditures on Contracts	CHIARAMONTE CONSTRUCTION COMP	\$373,268	1730 R St NW, Washington, DC 20009	Ward 2	N/A	N/A	N/A	N/A	N/A	N/A	N/A	N/A	N/A	N/A	N/A	N/A	N/A	N/A	N/A	N/A	N/A	N/A	N/A	N/A	N/A
2022	District of Columbia Public Schools	DCPS Modernizations and Renovations	Expenditures on Contracts	MCN BUILD INC.	\$144,004	1050 21st St NW, Washington, DC 20036	Ward 2	N/A	N/A	N/A	N/A	N/A	N/A	N/A	N/A	N/A	N/A	N/A	N/A	N/A	N/A	N/A	N/A	N/A	N/A	N/A	N/A	N/A
2022	District of Columbia Public Schools	DCPS Modernizations and Renovations	Expenditures on Contracts	COX GRAAE & SPACK ARCHITECTS	\$173,781	3301 Lowell St NW, Washington, DC 20008	Ward 3	N/A	N/A	N/A	N/A	N/A	N/A	N/A	N/A	N/A	N/A	N/A	N/A	N/A	N/A	N/A	N/A	N/A	N/A	N/A	N/A	N/A
2022	District of Columbia Public Schools	DCPS Modernizations and Renovations	Expenditures on Contracts	GCS/SIGAL-GRUNLEY JV	\$6,052,809	3301 Lowell St NW, Washington, DC 20008	Ward 3	N/A	N/A	N/A	N/A	N/A	N/A	N/A	N/A	N/A	N/A	N/A	N/A	N/A	N/A	N/A	N/A	N/A	N/A	N/A	N/A	N/A
2022	District of Columbia Public Schools	DCPS Modernizations and Renovations	Expenditures on Contracts	KEYSTONE PLUS CONSTRUCTIO	\$166,126	6315 5th St NW, Washington, DC 20011	Ward 4	N/A	N/A	N/A	N/A	N/A	N/A	N/A	N/A	N/A	N/A	N/A	N/A	N/A	N/A	N/A	N/A	N/A	N/A	N/A	N/A	N/A
2022	District of Columbia Public Schools	DCPS Modernizations and Renovations	Expenditures on Contracts	TURNER CONSTRUCTION COMPANY	\$1,800,000	6315 5th St NW, Washington, DC 20011	Ward 4	N/A	N/A	N/A	N/A	N/A	N/A	N/A	N/A	N/A	N/A	N/A	N/A	N/A	N/A	N/A	N/A	N/A	N/A	N/A	N/A	N/A
2022	District of Columbia Public Schools	DCPS Modernizations and Renovations	Expenditures on Contracts	GCS/SIGAL-GRUNLEY JV	\$3,480,356	1300 Allison St NW, Washington, DC 20011	Ward 4	N/A	N/A	N/A	N/A	N/A	N/A	N/A	N/A	N/A	N/A	N/A	N/A	N/A	N/A	N/A	N/A	N/A	N/A	N/A	N/A	N/A
2022	District of Columbia Public Schools	DCPS Modernizations and Renovations	Expenditures on Contracts	MCN BUILD INC.	\$27,751,127	915 Spring Rd NW, Washington, DC 20010	Ward 4	N/A	N/A	N/A	N/A	N/A	N/A	N/A	N/A	N/A	N/A	N/A	N/A	N/A	N/A	N/A	N/A	N/A	N/A	N/A	N/A	N/A
2022	District of Columbia Public Schools	DCPS Modernizations and Renovations	Expenditures on Contracts	PAIGE INDUSTRIAL SERVICES, INC	\$96,705	4301 13th St NW, Washington, DC 20011	Ward 4	N/A	N/A	N/A	N/A	N/A	N/A	N/A	N/A	N/A	N/A	N/A	N/A	N/A	N/A	N/A	N/A	N/A	N/A	N/A	N/A	N/A

FY	Agency	Incentive Name	Incentive Type	Recipient Name	Incentive Amount	MAR Address of Investment	MAR_Ward	Number of District Residents Employed	Number of CBEs	Total Affordable Units Produced or Preserved	30% AMI	50% AMI	60% AMI	80% AMI	1 BRs	2 BRs	3 BRs	4+ BRs	Efficiency	SRO	Unknown BRs	Amenity Produced or Enhanced	Is recipient in compliance with District resident employment requirements?	CBE Compliant?	Affordable Housing Compliance? (Covenanted)	Additional Incentive Benefits	MAR_ID	
2022	District of Columbia Public Schools	DCPS Modernizations and Renovations	Expenditures on Contracts	WKM SOLUTIONS LLC	\$97,709	800 Ingraham St NW, Washington, DC 20011	Ward 4	N/A	N/A	N/A	N/A	N/A	N/A	N/A	N/A	N/A	N/A	N/A	N/A	N/A	N/A	N/A	N/A	N/A	N/A	N/A	N/A	N/A
2022	District of Columbia Public Schools	DCPS Modernizations and Renovations	Expenditures on Contracts	GILBANE-SAXON A JOINT VENTURE	\$5,789,506	1335 Farragut Pl NW, Washington, DC 20011	Ward 4	N/A	N/A	N/A	N/A	N/A	N/A	N/A	N/A	N/A	N/A	N/A	N/A	N/A	N/A	N/A	N/A	N/A	N/A	N/A	N/A	N/A
2022	District of Columbia Public Schools	DCPS Modernizations and Renovations	Expenditures on Contracts	PERKINS EASTMAN DC, PLLC	\$222,296	1335 Farragut Pl NW, Washington, DC 20011	Ward 4	N/A	N/A	N/A	N/A	N/A	N/A	N/A	N/A	N/A	N/A	N/A	N/A	N/A	N/A	N/A	N/A	N/A	N/A	N/A	N/A	N/A
2022	District of Columbia Public Schools	DCPS Modernizations and Renovations	Expenditures on Contracts	BROUGHTON CONSTRUCTION CO LLC	\$278,356	1299 Neal St NE, Washington, DC 20002	Ward 5	N/A	N/A	N/A	N/A	N/A	N/A	N/A	N/A	N/A	N/A	N/A	N/A	N/A	N/A	N/A	N/A	N/A	N/A	N/A	N/A	N/A
2022	District of Columbia Public Schools	DCPS Modernizations and Renovations	Expenditures on Contracts	CHIARAMONTE CONSTRUCTION COMP	\$222,165	401 I St SW, Washington, DC 20024	Ward 6	N/A	N/A	N/A	N/A	N/A	N/A	N/A	N/A	N/A	N/A	N/A	N/A	N/A	N/A	N/A	N/A	N/A	N/A	N/A	N/A	N/A
2022	District of Columbia Public Schools	DCPS Modernizations and Renovations	Expenditures on Contracts	SHINBERG LEVINAS ARCHITECTURAL	\$265,628	920 F St NE, Washington, DC 20002	Ward 6	N/A	N/A	N/A	N/A	N/A	N/A	N/A	N/A	N/A	N/A	N/A	N/A	N/A	N/A	N/A	N/A	N/A	N/A	N/A	N/A	N/A
2022	District of Columbia Public Schools	DCPS Modernizations and Renovations	Expenditures on Contracts	ECS CAPITOL SERVICES PLL	\$75,092	1830 Constitution Ave NE, Washington, DC 20002	Ward 6	N/A	N/A	N/A	N/A	N/A	N/A	N/A	N/A	N/A	N/A	N/A	N/A	N/A	N/A	N/A	N/A	N/A	N/A	N/A	N/A	N/A
2022	District of Columbia Public Schools	DCPS Modernizations and Renovations	Expenditures on Contracts	IRVING DEVELOPMENT LLC	\$181,250	1830 Constitution Ave NE, Washington, DC 20002	Ward 6	N/A	N/A	N/A	N/A	N/A	N/A	N/A	N/A	N/A	N/A	N/A	N/A	N/A	N/A	N/A	N/A	N/A	N/A	N/A	N/A	N/A
2022	District of Columbia Public Schools	DCPS Modernizations and Renovations	Expenditures on Contracts	MCN BUILD INC.	\$1,722,043	215 G St NE, Washington, DC 20002	Ward 6	N/A	N/A	N/A	N/A	N/A	N/A	N/A	N/A	N/A	N/A	N/A	N/A	N/A	N/A	N/A	N/A	N/A	N/A	N/A	N/A	N/A
2022	District of Columbia Public Schools	DCPS Modernizations and Renovations	Expenditures on Contracts	BENNETT GROUP INC	\$151,817	425 C St. NE Washington, DC 20002	Ward 6	N/A	N/A	N/A	N/A	N/A	N/A	N/A	N/A	N/A	N/A	N/A	N/A	N/A	N/A	N/A	N/A	N/A	N/A	N/A	N/A	N/A
2022	District of Columbia Public Schools	DCPS Modernizations and Renovations	Expenditures on Contracts	GILBANE BUILDING CO.	\$24,505,905	920 F St NE, Washington, DC 20002	Ward 6	N/A	N/A	N/A	N/A	N/A	N/A	N/A	N/A	N/A	N/A	N/A	N/A	N/A	N/A	N/A	N/A	N/A	N/A	N/A	N/A	N/A
2022	District of Columbia Public Schools	DCPS Modernizations and Renovations	Expenditures on Contracts	SHINBERG LEVINAS ARCHITECTURAL	\$210,497	920 F St NE, Washington, DC 20002	Ward 6	N/A	N/A	N/A	N/A	N/A	N/A	N/A	N/A	N/A	N/A	N/A	N/A	N/A	N/A	N/A	N/A	N/A	N/A	N/A	N/A	N/A
2022	District of Columbia Public Schools	DCPS Modernizations and Renovations	Expenditures on Contracts	CHIARAMONTE CONSTRUCTION COMP	\$468,950	410 E St NE, Washington, DC 20002	Ward 6	N/A	N/A	N/A	N/A	N/A	N/A	N/A	N/A	N/A	N/A	N/A	N/A	N/A	N/A	N/A	N/A	N/A	N/A	N/A	N/A	N/A



FY	Agency	Incentive Name	Incentive Type	Recipient Name	Incentive Amount	MAR Address of Investment	MAR_Ward	Number of District Residents Employed	Number of CBEs	Total Affordable Units Produced or Preserved	30% AMI	50% AMI	60% AMI	80% AMI	1 BRs	2 BRs	3 BRs	4+ BRs	Efficiency	SRO	Unknown BRs	Amenity Produced or Enhanced	Is recipient in compliance with District resident employment requirements?	CBE Compliant?	Affordable Housing Compliance? (Covenanted)	Additional Incentive Benefits	MAR_ID	
2022	District of Columbia Public Schools	DCPS Modernizations and Renovations	Expenditures on Contracts	BROUGHTON CONSTRUCTION CO LLC	\$1,663,059	1150 5th St SE, Washington, DC 20003	Ward 6	N/A	N/A	N/A	N/A	N/A	N/A	N/A	N/A	N/A	N/A	N/A	N/A	N/A	N/A	N/A	N/A	N/A	N/A	N/A	N/A	N/A
2022	District of Columbia Public Schools	DCPS Modernizations and Renovations	Expenditures on Contracts	GILBANE BUILDING CO.	\$98,606	533 48thÂ Place NE, Washington, DC 20019Â	Ward 7	N/A	N/A	N/A	N/A	N/A	N/A	N/A	N/A	N/A	N/A	N/A	N/A	N/A	N/A	N/A	N/A	N/A	N/A	N/A	N/A	N/A
2022	District of Columbia Public Schools	DCPS Modernizations and Renovations	Expenditures on Contracts	MCN BUILD INC.	\$1,477,352	1100 50th Pl NE, Washington, DC 20019	Ward 7	N/A	N/A	N/A	N/A	N/A	N/A	N/A	N/A	N/A	N/A	N/A	N/A	N/A	N/A	N/A	N/A	N/A	N/A	N/A	N/A	N/A
2022	District of Columbia Public Schools	DCPS Modernizations and Renovations	Expenditures on Contracts	RSC ELECTRICAL AND MECHANIC	\$121,540	4601 Texas Avenue, SE	Ward 7	N/A	N/A	N/A	N/A	N/A	N/A	N/A	N/A	N/A	N/A	N/A	N/A	N/A	N/A	N/A	N/A	N/A	N/A	N/A	N/A	N/A
2022	District of Columbia Public Schools	DCPS Modernizations and Renovations	Expenditures on Contracts	KEYSTONE PLUS CONSTRUCTIO	\$12,122,622	1650 30th St SE, Washington, DC 20020	Ward 7	N/A	N/A	N/A	N/A	N/A	N/A	N/A	N/A	N/A	N/A	N/A	N/A	N/A	N/A	N/A	N/A	N/A	N/A	N/A	N/A	N/A
2022	District of Columbia Public Schools	DCPS Modernizations and Renovations	Expenditures on Contracts	CHIARAMONTE/COAKLEY & WILLIAMS	\$38,807,600	4400 Brooks St NE, Washington DC	Ward 7	N/A	N/A	N/A	N/A	N/A	N/A	N/A	N/A	N/A	N/A	N/A	N/A	N/A	N/A	N/A	N/A	N/A	N/A	N/A	N/A	N/A
2022	District of Columbia Public Schools	DCPS Modernizations and Renovations	Expenditures on Contracts	DLR GROUP OF DC P.C	\$355,544	4400 Brooks St NE, Washington DC	Ward 7	N/A	N/A	N/A	N/A	N/A	N/A	N/A	N/A	N/A	N/A	N/A	N/A	N/A	N/A	N/A	N/A	N/A	N/A	N/A	N/A	N/A
2022	District of Columbia Public Schools	DCPS Modernizations and Renovations	Expenditures on Contracts	FMC & ASSOCIATES, LLC	\$159,868	4400 Brooks St NE, Washington DC	Ward 7	N/A	N/A	N/A	N/A	N/A	N/A	N/A	N/A	N/A	N/A	N/A	N/A	N/A	N/A	N/A	N/A	N/A	N/A	N/A	N/A	N/A
2022	District of Columbia Public Schools	DCPS Modernizations and Renovations	Expenditures on Contracts	MCN BUILD INC.	\$42,529,813	1351 Alabama Ave SE, Washington, DC 20032	Ward 8	N/A	N/A	N/A	N/A	N/A	N/A	N/A	N/A	N/A	N/A	N/A	N/A	N/A	N/A	N/A	N/A	N/A	N/A	N/A	N/A	N/A
2022	District of Columbia Public Schools	DCPS Modernizations and Renovations	Expenditures on Contracts	MCN BUILD INC.	\$1,471,943	2435 Alabama Ave SE, Washington, DC 20020Â	Ward 8	N/A	N/A	N/A	N/A	N/A	N/A	N/A	N/A	N/A	N/A	N/A	N/A	N/A	N/A	N/A	N/A	N/A	N/A	N/A	N/A	N/A
2022	District of Columbia Public Schools	DCPS Modernizations and Renovations	Expenditures on Contracts	PAIGE INDUSTRIAL SERVICES, INC	\$199,650	1400 Bruce Place, SE	Ward 8	N/A	N/A	N/A	N/A	N/A	N/A	N/A	N/A	N/A	N/A	N/A	N/A	N/A	N/A	N/A	N/A	N/A	N/A	N/A	N/A	N/A
2022	District of Columbia Public Schools	DCPS Modernizations and Renovations	Expenditures on Contracts	BRAILSFORD & DUNLAVEY, INC.	\$1,502,300	N/A	Multiple	N/A	N/A	N/A	N/A	N/A	N/A	N/A	N/A	N/A	N/A	N/A	N/A	N/A	N/A	N/A	N/A	N/A	N/A	N/A	N/A	N/A
2022	District of Columbia Public Schools	DCPS Modernizations and Renovations	Expenditures on Contracts	MARK G. ANDERSON CONSULTANTS	\$2,544,788	N/A	Multiple	N/A	N/A	N/A	N/A	N/A	N/A	N/A	N/A	N/A	N/A	N/A	N/A	N/A	N/A	N/A	N/A	N/A	N/A	N/A	N/A	N/A

FY	Agency	Incentive Name	Incentive Type	Recipient Name	Incentive Amount	MAR Address of Investment	MAR_Ward	Number of District Residents Employed	Number of CBEs	Total Affordable Units Produced or Preserved	30% AMI	50% AMI	60% AMI	80% AMI	1 BRs	2 BRs	3 BRs	4+ BRs	Efficiency	SRO	Unknown BRs	Amenity Produced or Enhanced	Is recipient in compliance with District resident employment requirements?	CBE Compliant?	Affordable Housing Compliance? (Covenanted)	Additional Incentive Benefits	MAR_ID	
2022	District of Columbia Public Schools	DCPS Modernizations and Renovations	Expenditures on Contracts	MCKISSACK AND MCKISSACK OF	\$933,772	N/A	Multiple	N/A	N/A	N/A	N/A	N/A	N/A	N/A	N/A	N/A	N/A	N/A	N/A	N/A	N/A	N/A	N/A	N/A	N/A	N/A	N/A	N/A
2022	Deputy Mayor for Planning and Economic Development	Tax Increment Financing	TIF Issuance	Bondholders - Reunion Square	\$15,100,000	2201 Shannon Place, Washington, DC, 20020	Ward 1	N/A	N/A	N/A	N/A	N/A	N/A	N/A	N/A	N/A	N/A	N/A	N/A	N/A	N/A	N/A	N/A	N/A	N/A	N/A	N/A	N/A
2022	Misc Funds	Economic Development Incentive Debt Service	Debt Service	Bondholders - Convention Center Bonds	\$27,788,485	801 Mt Vernon Pl NW, Washington, DC 20001	Ward 2	N/A	N/A	N/A	N/A	N/A	N/A	N/A	N/A	N/A	N/A	N/A	N/A	N/A	N/A	N/A	N/A	N/A	N/A	N/A	N/A	N/A
2022	Misc Funds	Economic Development Incentive Debt Service	Debt Service	Bondholders - Gallery Place	\$14,519,883	616 H St NW, Washington, DC 20001	Ward 2	N/A	N/A	N/A	N/A	N/A	N/A	N/A	N/A	N/A	N/A	N/A	N/A	N/A	N/A	N/A	N/A	N/A	N/A	N/A	N/A	N/A
2022	Misc Funds	Economic Development Incentive Debt Service	Debt Service	Bondholders - Verizon Center	\$21,915,725	601 F St NW, Washington, DC 20004	Ward 2	N/A	N/A	N/A	N/A	N/A	N/A	N/A	N/A	N/A	N/A	N/A	N/A	N/A	N/A	N/A	N/A	N/A	N/A	N/A	N/A	N/A
2022	Misc Funds	Economic Development Incentive Debt Service	Debt Service	Bondholders - Georgia Avenue CVS	\$113,432	3642 Georgia Ave NW, Washington, DC 20010	Ward 4	N/A	N/A	N/A	N/A	N/A	N/A	N/A	N/A	N/A	N/A	N/A	N/A	N/A	N/A	N/A	N/A	N/A	N/A	N/A	N/A	N/A
2022	Misc Funds	Economic Development Incentive Debt Service	Debt Service	Bondholders - Bryant Street	\$733,550	600-680 Rhode Island Avenue, Washington, DC, 20002	Ward 5	N/A	N/A	N/A	N/A	N/A	N/A	N/A	N/A	N/A	N/A	N/A	N/A	N/A	N/A	N/A	N/A	N/A	N/A	N/A	N/A	N/A
2022	Misc Funds	Economic Development Incentive Debt Service	Debt Service	Bondholders - Rhode Island Plaza	\$305,975	919 Rhode Island Ave NE, Washington, DC 20018	Ward 5	N/A	N/A	N/A	N/A	N/A	N/A	N/A	N/A	N/A	N/A	N/A	N/A	N/A	N/A	N/A	N/A	N/A	N/A	N/A	N/A	N/A
2022	Misc Funds	Economic Development Incentive Debt Service	Debt Service	Bondholders - Ballpark Revenue Bonds	\$14,617,147	1500 South Capitol St SE	Ward 8	N/A	N/A	N/A	N/A	N/A	N/A	N/A	N/A	N/A	N/A	N/A	N/A	N/A	N/A	N/A	N/A	N/A	N/A	N/A	N/A	N/A
2022	Misc Funds	Economic Development Incentive Debt Service	Debt Service	Bondholders - City Market at O Street	\$2,517,156	1336 8th Street NW	Ward 6	N/A	N/A	N/A	N/A	N/A	N/A	N/A	N/A	N/A	N/A	N/A	N/A	N/A	N/A	N/A	N/A	N/A	N/A	N/A	N/A	N/A
2022	Misc Funds	Economic Development Incentive Debt Service	Debt Service	Bondholders - Mandarin Oriental Hotel	\$4,504,700	1330 Maryland Ave SW, Washington, DC 20024	Ward 6	N/A	N/A	N/A	N/A	N/A	N/A	N/A	N/A	N/A	N/A	N/A	N/A	N/A	N/A	N/A	N/A	N/A	N/A	N/A	N/A	N/A
2022	Misc Funds	Economic Development Incentive Debt Service	Debt Service	Bondholders - Southeast Federal Center "Foundry Lofts"	\$397,849	139 N Street, SE	Ward 6	N/A	N/A	N/A	N/A	N/A	N/A	N/A	N/A	N/A	N/A	N/A	N/A	N/A	N/A	N/A	N/A	N/A	N/A	N/A	N/A	N/A
2022	Misc Funds	Economic Development Incentive Debt Service	Debt Service	Bondholders - Southeast Federal Center "The Yards"	\$8,378,090	111 N Street SE	Ward 6	N/A	N/A	N/A	N/A	N/A	N/A	N/A	N/A	N/A	N/A	N/A	N/A	N/A	N/A	N/A	N/A	N/A	N/A	N/A	N/A	N/A

FY	Agency	Incentive Name	Incentive Type	Recipient Name	Incentive Amount	MAR Address of Investment	MAR_Ward	Number of District Residents Employed	Number of CBEs	Total Affordable Units Produced or Preserved	30% AMI	50% AMI	60% AMI	80% AMI	1 BRs	2 BRs	3 BRs	4+ BRs	Efficiency	SRO	Unknown BRs	Amenity Produced or Enhanced	Is recipient in compliance with District resident employment requirements?	CBE Compliant?	Affordable Housing Compliance? (Covenanted)	Additional Incentive Benefits	MAR_ID	
2022	Misc Funds	Economic Development Incentive Debt Service	Debt Service	Bondholders - Southwest Waterfront Project (The Wharf)	\$18,120,149	600 1100 Water St SW	Ward 6	N/A	N/A	N/A	N/A	N/A	N/A	N/A	N/A	N/A	N/A	N/A	N/A	N/A	N/A	N/A	N/A	N/A	N/A	N/A	N/A	N/A
2022	Deputy Mayor for Planning and Economic Development	Tax Increment Financing	TIF Issuance	Bondholders - Southwest Waterfront Project (The Wharf)	\$3,763,000	600 1100 Water St SW	Ward 6	N/A	N/A	N/A	N/A	N/A	N/A	N/A	N/A	N/A	N/A	N/A	N/A	N/A	N/A	N/A	N/A	N/A	N/A	N/A	N/A	N/A
2022	Misc Funds	Economic Development Incentive Debt Service	Debt Service	Bondholders - US DOT/Waterfront Park Projects	\$10,120,919	N/A	Ward 6	N/A	N/A	N/A	N/A	N/A	N/A	N/A	N/A	N/A	N/A	N/A	N/A	N/A	N/A	N/A	N/A	N/A	N/A	N/A	N/A	N/A
2022	Misc Funds	Economic Development Incentive Debt Service	Debt Service	Bondholders - Skyland	\$1,354,349	2858 Alabama Ave SE	Ward 7	N/A	N/A	N/A	N/A	N/A	N/A	N/A	N/A	N/A	N/A	N/A	N/A	N/A	N/A	N/A	N/A	N/A	N/A	N/A	N/A	N/A
2022	Misc Funds	Economic Development Incentive Debt Service	Debt Service	Bondholders - Housing Production Trust Fund	\$3,771,226	N/A	Multiple	N/A	N/A	N/A	N/A	N/A	N/A	N/A	N/A	N/A	N/A	N/A	N/A	N/A	N/A	N/A	N/A	N/A	N/A	N/A	N/A	N/A
2022	Deputy Mayor for Planning and Economic Development	Industrial Revenue Bond	Revenue Bond	DC Prep	\$52,000,000	2330 POMEROY ROAD SE	Ward 8	2	7	N/A	N/A	N/A	N/A	N/A	N/A	N/A	N/A	N/A	N/A	N/A	N/A	N/A	In Progress	Partial - Und	N/A	N/A	N/A	294542
2022	Deputy Mayor for Planning and Economic Development	Industrial Revenue Bond	Revenue Bond	Institute of World Politics	\$7,200,000	1525 16TH STREET NW	Ward 2	N/A	N/A	N/A	N/A	N/A	N/A	N/A	N/A	N/A	N/A	N/A	N/A	N/A	N/A	N/A	N/A	N/A	N/A	N/A	N/A	279223
2022	Deputy Mayor for Planning and Economic Development	Industrial Revenue Bond	Revenue Bond	Plenary (DDOT)	\$159,000,000	N/A	Multiple	N/A	N/A	N/A	N/A	N/A	N/A	N/A	N/A	N/A	N/A	N/A	N/A	N/A	N/A	N/A	N/A	N/A	N/A	N/A	N/A	N/A
2022	Deputy Mayor for Planning and Economic Development	Industrial Revenue Bond	Revenue Bond	Inspired Teaching Demonstration PCS(Shaeds)	\$10,450,000	200 DOUGLAS STREET NE	Ward 5	N/A	N/A	N/A	N/A	N/A	N/A	N/A	N/A	N/A	N/A	N/A	N/A	N/A	N/A	N/A	N/A	N/A	N/A	N/A	N/A	53086
2022	Deputy Mayor for Planning and Economic Development	Industrial Revenue Bond	Revenue Bond	Sheridan School	\$6,120,000	4400 36TH STREET NW	Ward 3	N/A	N/A	N/A	N/A	N/A	N/A	N/A	N/A	N/A	N/A	N/A	N/A	N/A	N/A	N/A	N/A	N/A	N/A	N/A	N/A	221854
2022	Deputy Mayor for Planning and Economic Development	Industrial Revenue Bond	Revenue Bond	Capital City PCS	\$14,560,000	3220 16TH STREET NW	Ward 1	N/A	N/A	N/A	N/A	N/A	N/A	N/A	N/A	N/A	N/A	N/A	N/A	N/A	N/A	N/A	N/A	N/A	N/A	N/A	N/A	301528
2022	Deputy Mayor for Planning and Economic Development	Industrial Revenue Bond	Revenue Bond	Lab School	\$32,500,000	4759 RESERVOIR ROAD NW	Ward 3	N/A	N/A	N/A	N/A	N/A	N/A	N/A	N/A	N/A	N/A	N/A	N/A	N/A	N/A	N/A	N/A	N/A	N/A	N/A	N/A	275591
2022	Deputy Mayor for Planning and Economic Development	Industrial Revenue Bond	Revenue Bond	AACRAO	\$5,625,000	1108 16TH STREET NW	Ward 2	N/A	N/A	N/A	N/A	N/A	N/A	N/A	N/A	N/A	N/A	N/A	N/A	N/A	N/A	N/A	N/A	N/A	N/A	N/A	N/A	276209

FY	Agency	Incentive Name	Incentive Type	Recipient Name	Incentive Amount	MAR Address of Investment	MAR_Ward	Number of District Residents Employed	Number of CBEs	Total Affordable Units Produced or Preserved	30% AMI	50% AMI	60% AMI	80% AMI	1 BRs	2 BRs	3 BRs	4+ BRs	Efficiency	SRO	Unknown BRs	Amenity Produced or Enhanced	Is recipient in compliance with District resident employment requirements?	CBE Compliant?	Affordable Housing Compliance? (Covenanted)	Additional Incentive Benefits	MAR_ID	
2022	Deputy Mayor for Planning and Economic Development	Industrial Revenue Bond	Revenue Bond	Trinity College	\$22,530,000	125 MICHIGAN AVENUE NE	Ward 5	N/A	N/A	N/A	N/A	N/A	N/A	N/A	N/A	N/A	N/A	N/A	N/A	N/A	N/A	N/A	N/A	N/A	N/A	N/A	N/A	285983
2022	Deputy Mayor for Planning and Economic Development	Real Property Acquisition	Property Acquisition	Children's National Hospital	\$10,000,000	7185 13TH PLACE NW	Ward 4	N/A	N/A	N/A	N/A	N/A	N/A	N/A	N/A	N/A	N/A	N/A	N/A	N/A	N/A	N/A	N/A	N/A	N/A	N/A	N/A	317868
2022	Deputy Mayor for Planning and Economic Development	Real Property Acquisition	Property Acquisition	Capital Gateway Marketplace	\$14,470,000	5929 EAST CAPITOL STREET SE	Ward 7	N/A	N/A	N/A	N/A	N/A	N/A	N/A	N/A	N/A	N/A	N/A	N/A	N/A	N/A	N/A	N/A	N/A	N/A	N/A	N/A	288740
2022	Deputy Mayor for Planning and Economic Development	Land Disposition Agreement	Land Disposition	McMillan	\$17,339,635	2500 1ST STREET NW	Ward 1	N/A	N/A	N/A	N/A	N/A	N/A	N/A	N/A	N/A	N/A	N/A	N/A	N/A	N/A	N/A	N/A	N/A	N/A	N/A	N/A	284402
2022	Deputy Mayor for Planning and Economic Development	Land Disposition Agreement	Land Disposition	PARCEL 42	\$500,000	1707 7TH STREET NW	Ward 2	N/A	1	N/A	N/A	N/A	N/A	N/A	N/A	N/A	N/A	N/A	N/A	N/A	N/A	N/A	N/A	N/A	Partial - Und	N/A	N/A	334861
2022	Deputy Mayor for Planning and Economic Development	Anacostia Art and Culture Business Innovation District	Grant	Anacostia Business Improvement District	\$3,765,460	1800 MARTIN LUTHER KING JR AVENUE SE	Ward 8	0	N/A	N/A	N/A	N/A	N/A	N/A	N/A	N/A	N/A	N/A	N/A	N/A	N/A	N/A	BID	In Progress	N/A	N/A	Establish Anacostia as an Art District	56153
2022	Deputy Mayor for Planning and Economic Development	Commercial Property Acquisition Fund	Grant	Spice Suite LLC	\$287,500	2201 CHANNING STREET NE	Ward 5	N/A	N/A	N/A	N/A	N/A	N/A	N/A	N/A	N/A	N/A	N/A	N/A	N/A	N/A	N/A	N/A	N/A	N/A	N/A	N/A	50553
2022	Deputy Mayor for Planning and Economic Development	Commercial Property Acquisition Fund	Grant	Tugooh LLC	\$499,750	1440 WISCONSIN AVENUE NW	Ward 2	N/A	N/A	N/A	N/A	N/A	N/A	N/A	N/A	N/A	N/A	N/A	N/A	N/A	N/A	N/A	N/A	N/A	N/A	N/A	N/A	272423
2022	Deputy Mayor for Planning and Economic Development	Commercial Property Acquisition Fund	Grant	Henderson Enterprises, LLC	\$252,500	2408 MARTIN LUTHER KING JR AVENUE SE	Ward 8	N/A	N/A	N/A	N/A	N/A	N/A	N/A	N/A	N/A	N/A	N/A	N/A	N/A	N/A	N/A	N/A	N/A	N/A	N/A	N/A	47555
2022	Deputy Mayor for Planning and Economic Development	Commercial Property Acquisition Fund	Grant	V-Tech Solutions, Inc.	\$598,750	1720 WISCONSIN AVENUE NW	Ward 2	N/A	N/A	N/A	N/A	N/A	N/A	N/A	N/A	N/A	N/A	N/A	N/A	N/A	N/A	N/A	N/A	N/A	N/A	N/A	N/A	273616
2022	Deputy Mayor for Planning and Economic Development	Commercial Property Acquisition Fund	Grant	AMAR Group LLC	\$103,000	2141 WISCONSIN AVENUE NW	Ward 3	N/A	N/A	N/A	N/A	N/A	N/A	N/A	N/A	N/A	N/A	N/A	N/A	N/A	N/A	N/A	N/A	N/A	N/A	N/A	N/A	224741
2022	Deputy Mayor for Planning and Economic Development	Commercial Property Acquisition Fund	Grant	Tsunami Hair Studio LLC	\$150,000	4248 BENNING ROAD NE	Ward 7	N/A	N/A	N/A	N/A	N/A	N/A	N/A	N/A	N/A	N/A	N/A	N/A	N/A	N/A	N/A	N/A	N/A	N/A	N/A	N/A	24633
2022	Deputy Mayor for Planning and Economic Development	Commercial Property Acquisition Fund	Grant	Global Government and Industry Partners, LLC,	\$156,250	4323 SHERIFF ROAD NE	Ward 7	N/A	N/A	N/A	N/A	N/A	N/A	N/A	N/A	N/A	N/A	N/A	N/A	N/A	N/A	N/A	N/A	N/A	N/A	N/A	N/A	23467

FY	Agency	Incentive Name	Incentive Type	Recipient Name	Incentive Amount	MAR Address of Investment	MAR_Ward	Number of District Residents Employed	Number of CBEs	Total Affordable Units Produced or Preserved	30% AMI	50% AMI	60% AMI	80% AMI	1 BRs	2 BRs	3 BRs	4+ BRs	Efficiency	SRO	Unknown BRs	Amenity Produced or Enhanced	Is recipient in compliance with District resident employment requirements?	CBE Compliant?	Affordable Housing Compliance? (Covenanted)	Additional Incentive Benefits	MAR_ID
2022	Deputy Mayor for Planning and Economic Development	Commercial Property Acquisition Fund	Grant	Constituent Services Worldwide Public Benefit Corporation	\$420,000	201 MASSACHUSETTS AVENUE NE	Ward 6	N/A	N/A	N/A	N/A	N/A	N/A	N/A	N/A	N/A	N/A	N/A	N/A	N/A	N/A	N/A	N/A	N/A	N/A	N/A	286590
2022	Deputy Mayor for Planning and Economic Development	Commercial Property Acquisition Fund	Grant	2335 LLC,	\$325,000	1401 6TH STREET NW	Ward 2	N/A	N/A	N/A	N/A	N/A	N/A	N/A	N/A	N/A	N/A	N/A	N/A	N/A	N/A	N/A	N/A	N/A	N/A	N/A	238856
2022	Deputy Mayor for Planning and Economic Development	Commercial Property Acquisition Fund	Grant	Community Wellness Ventures LLC,	\$750,000	2001 BENNING ROAD NE	Ward 7	N/A	N/A	N/A	N/A	N/A	N/A	N/A	N/A	N/A	N/A	N/A	N/A	N/A	N/A	N/A	N/A	N/A	N/A	N/A	150231
2022	Deputy Mayor for Planning and Economic Development	Commercial Property Acquisition Fund	Grant	Mother Ruckers Subs LLC,	\$196,250	1101 BLADENSBURG ROAD NE	Ward 5	N/A	N/A	N/A	N/A	N/A	N/A	N/A	N/A	N/A	N/A	N/A	N/A	N/A	N/A	N/A	N/A	N/A	N/A	N/A	74391
2022	Deputy Mayor for Planning and Economic Development	Commercial Property Acquisition Fund	Grant	Development Institute LLC,	\$750,000	1834 CONNECTICUT AVENUE NW	Ward 2	N/A	N/A	N/A	N/A	N/A	N/A	N/A	N/A	N/A	N/A	N/A	N/A	N/A	N/A	N/A	N/A	N/A	N/A	N/A	235078
2022	Deputy Mayor for Planning and Economic Development	Food Access Fund	Grant	Highlands 2 LLC	\$469,416	3220 PENNSYLVANIA AVENUE SE	Ward 7	N/A	N/A	N/A	N/A	N/A	N/A	N/A	N/A	N/A	N/A	N/A	N/A	N/A	N/A	Build-out	N/A	N/A	N/A	unknown	312486
2022	Deputy Mayor for Planning and Economic Development	Food Access Fund	Grant	Southeast Restaurant Group LLC/SERG	\$414,388	1301 GOOD HOPE ROAD SE	Ward 8	0	N/A	N/A	N/A	N/A	N/A	N/A	N/A	N/A	N/A	N/A	N/A	N/A	N/A	Build-out	N/A	N/A	N/A	unknown	68808
2022	Deputy Mayor for Planning and Economic Development	Food Access Fund	Grant	SANDLOT (THE) LLC	\$1,000,000	633 HOWARD ROAD SE	Ward 8	0	N/A	N/A	N/A	N/A	N/A	N/A	N/A	N/A	N/A	N/A	N/A	N/A	N/A	Build-out	N/A	N/A	N/A	unknown	278586
2022	Deputy Mayor for Planning and Economic Development	Food Access Fund	Grant	AMAYA - I LLC (La Cabana Restaurante Skyland)	\$303,012	2219 TOWN CENTER DRIVE SE	Ward 7	N/A	N/A	N/A	N/A	N/A	N/A	N/A	N/A	N/A	N/A	N/A	N/A	N/A	N/A	Build-out	N/A	N/A	N/A	unknown	313176
2022	Deputy Mayor for Planning and Economic Development	Food Access Fund	Grant	DREAMING OUT LOUD, INC	\$1,039,060	1303 GOOD HOPE ROAD SE	Ward 8	N/A	N/A	N/A	N/A	N/A	N/A	N/A	N/A	N/A	N/A	N/A	N/A	N/A	N/A	Construction	N/A	N/A	N/A	unknown	286027
2022	Deputy Mayor for Planning and Economic Development	Food Access Fund	Grant	3109 LLC	\$439,243	3109 MARTIN LUTHER KING JR AVENUE SE	Ward 8	N/A	N/A	N/A	N/A	N/A	N/A	N/A	N/A	N/A	N/A	N/A	N/A	N/A	N/A	Construction	N/A	N/A	N/A	unknown	40480
2022	Deputy Mayor for Planning and Economic Development	Food Access Fund	Grant	BANNEKER VENTURES, LLC	\$244,533	2323 MARTIN LUTHER KING JR AVENUE SE	Ward 8	0	N/A	N/A	N/A	N/A	N/A	N/A	N/A	N/A	N/A	N/A	N/A	N/A	N/A	Rental space	N/A	N/A	N/A	unknown	48539
2022	Deputy Mayor for Planning and Economic Development	Food Access Fund	Grant	Las Placitas Inc	\$360,000	2335 PENNSYLVANIA AVENUE SE	Ward 7	N/A	N/A	N/A	N/A	N/A	N/A	N/A	N/A	N/A	N/A	N/A	N/A	N/A	N/A	Restaurant	N/A	N/A	N/A	Buildout of Las Placitas restaurant	48299

FY	Agency	Incentive Name	Incentive Type	Recipient Name	Incentive Amount	MAR Address of Investment	MAR_Ward	Number of District Residents Employed	Number of CBEs	Total Affordable Units Produced or Preserved	30% AMI	50% AMI	60% AMI	80% AMI	1 BRs	2 BRs	3 BRs	4+ BRs	Efficiency	SRO	Unknown BRs	Amenity Produced or Enhanced	Is recipient in compliance with District resident employment requirements?	CBE Compliant?	Affordable Housing Compliance? (Covenanted)	Additional Incentive Benefits	MAR_ID
2022	Deputy Mayor for Planning and Economic Development	Food Access Fund	Grant	Salt N' Pepper Burgers LLC	\$945,391	632 HOWARD ROAD SE	Ward 8	N/A	N/A	N/A	N/A	N/A	N/A	N/A	N/A	N/A	N/A	N/A	N/A	N/A	N/A	Restaurant	N/A	N/A	N/A	Buildout of Melange restaurant	278584
2022	Deputy Mayor for Planning and Economic Development	Food Access Fund	Grant	Wilmarv Investment Group LLC	\$1,043,520	1215 GOOD HOPE ROAD SE	Ward 8	N/A	N/A	N/A	N/A	N/A	N/A	N/A	N/A	N/A	N/A	N/A	N/A	N/A	N/A	Restaurant	N/A	N/A	N/A	Buildout of SaPoDilla's Caribbean Restaurant and Catering	148119
2022	Deputy Mayor for Planning and Economic Development	Food Access Fund	Grant	Atlas Brew Works LLC	\$1,515,060	632 HOWARD ROAD SE	Ward 8	N/A	N/A	N/A	N/A	N/A	N/A	N/A	N/A	N/A	N/A	N/A	N/A	N/A	N/A	Restaurant	N/A	N/A	N/A	Buildout of Atlas Brew Works, a brewpub and deli	278584
2022	Deputy Mayor for Planning and Economic Development	Food Access Fund	Grant	Callister Technology and Entertainment LLC	\$567,390	1901 C STREET SE	Ward 7	N/A	N/A	N/A	N/A	N/A	N/A	N/A	N/A	N/A	N/A	N/A	N/A	N/A	N/A	Restaurant	N/A	N/A	N/A	Buildout of Duffy's Irish Pub	314740
2022	Deputy Mayor for Planning and Economic Development	Food Access Fund	Grant	Miss Toya's Southern Cajun Kitchen LLC	\$757,530	3216 PENNSYLVANIA AVENUE SE	Ward 7	0	N/A	N/A	N/A	N/A	N/A	N/A	N/A	N/A	N/A	N/A	N/A	N/A	N/A	Restaurant	In Progress	N/A	N/A	Buildout of Miss Toya's Southern Cajun Kitchen	302271
2022	Deputy Mayor for Planning and Economic Development	Food Access Fund	Grant	Fish & Fire Food Group LLC	\$1,717,000	5131 NANNIE HELEN BURROUGHS AVENUE NE	Ward 7	N/A	N/A	N/A	N/A	N/A	N/A	N/A	N/A	N/A	N/A	N/A	N/A	N/A	N/A	Restaurant	N/A	N/A	N/A	New restaurant in Retail Priority Area	311666
2022	Deputy Mayor for Planning and Economic Development	Food Access Fund	Grant	Fish & Fire Food Group LLC	\$1,189,529	2006 MARTIN LUTHER KING JR AVENUE SE	Ward 8	N/A	N/A	N/A	N/A	N/A	N/A	N/A	N/A	N/A	N/A	N/A	N/A	N/A	N/A	Restaurant	N/A	N/A	N/A	New restaurant in Retail Priority Area	53023
2022	Deputy Mayor for Planning and Economic Development	Food Access Fund	Grant	Check It Enterprises L.L.C.	\$1,420,608	1920 MARTIN LUTHER KING JR AVENUE SE	Ward 8	N/A	N/A	N/A	N/A	N/A	N/A	N/A	N/A	N/A	N/A	N/A	N/A	N/A	N/A	Restaurant	N/A	N/A	N/A	New restaurant in Retail Priority Area	53960
2022	Deputy Mayor for Planning and Economic Development	Food Access Fund	Grant	DB Limited Liability Company	\$857,223	1922 MARTIN LUTHER KING JR AVENUE SE	Ward 8	N/A	N/A	N/A	N/A	N/A	N/A	N/A	N/A	N/A	N/A	N/A	N/A	N/A	N/A	Restaurant	N/A	N/A	N/A	New restaurant in Retail Priority Area	53804
2022	Deputy Mayor for Planning and Economic Development	Locally Made Manufacturing Grant	Grant	Cotton & Reed LLC	\$100,000	1330 5TH STREET NE	Ward 5	N/A	N/A	N/A	N/A	N/A	N/A	N/A	N/A	N/A	N/A	N/A	N/A	N/A	N/A	Beverage eq	N/A	N/A	N/A	unknown	312742
2022	Deputy Mayor for Planning and Economic Development	Locally Made Manufacturing Grant	Grant	Think Italian	\$99,800	1907 FAIRVIEW AVENUE NE	Ward 5	N/A	N/A	N/A	N/A	N/A	N/A	N/A	N/A	N/A	N/A	N/A	N/A	N/A	N/A	N/A	N/A	N/A	N/A	Equipment and renovations	156370
2022	Deputy Mayor for Planning and Economic Development	Locally Made Manufacturing Grant	Grant	Right Forward LLC	\$100,000	920 GIRARD STREET NE	Ward 5	N/A	N/A	N/A	N/A	N/A	N/A	N/A	N/A	N/A	N/A	N/A	N/A	N/A	N/A	Brewery	N/A	N/A	N/A	Purchasing grain silos	82519
2022	Deputy Mayor for Planning and Economic Development	Metro DC Community Center	Grant	Metro DC Community Center, Inc.	\$1,000,000	1827 WILTBERGER STREET NW	Ward 2	N/A	N/A	N/A	N/A	N/A	N/A	N/A	N/A	N/A	N/A	N/A	N/A	N/A	N/A	Community	N/A	N/A	N/A	Acquisition, construction, and build-out	279421

FY	Agency	Incentive Name	Incentive Type	Recipient Name	Incentive Amount	MAR Address of Investment	MAR_Ward	Number of District Residents Employed	Number of CBEs	Total Affordable Units Produced or Preserved	30% AMI	50% AMI	60% AMI	80% AMI	1 BRs	2 BRs	3 BRs	4+ BRs	Efficiency	SRO	Unknown BRs	Amenity Produced or Enhanced	Is recipient in compliance with District resident employment requirements?	CBE Compliant?	Affordable Housing Compliance? (Covenanted)	Additional Incentive Benefits	MAR_ID
2022	Deputy Mayor for Planning and Economic Development	Neighborhood Prosperity Fund	Grant	The Spice Suite	\$600,000	2201 CHANNING STREET NE	Ward 5	N/A	N/A	N/A	N/A	N/A	N/A	N/A	N/A	N/A	N/A	N/A	N/A	N/A	N/A	N/A	N/A	N/A	N/A	Construction and renovations	50553
2022	Deputy Mayor for Planning and Economic Development	Neighborhood Prosperity Fund	Grant	City Interests Development	\$750,000	650 KENILWORTH TERRACE NE	Ward 7	N/A	N/A	N/A	N/A	N/A	N/A	N/A	N/A	N/A	N/A	N/A	N/A	N/A	N/A	Pop-up com	N/A	N/A	N/A	unknown	334656
2022	Deputy Mayor for Planning and Economic Development	Neighborhood Prosperity Fund	Grant	Tasting Lab DC LLC	\$850,000	2228 MARTIN LUTHER KING JR AVENUE SE	Ward 8	N/A	N/A	N/A	N/A	N/A	N/A	N/A	N/A	N/A	N/A	N/A	N/A	N/A	N/A	Construction	N/A	N/A	N/A	unknown	49963
2022	Deputy Mayor for Planning and Economic Development	Neighborhood Prosperity Fund	Grant	Mamatoto Village Inc	\$549,191	4315 SHERIFF ROAD NE	Ward 7	N/A	N/A	N/A	N/A	N/A	N/A	N/A	N/A	N/A	N/A	N/A	N/A	N/A	N/A	n/a	N/A	N/A	N/A	Expansion of a maternal health clinic	149638
2022	Deputy Mayor for Planning and Economic Development	Neighborhood Prosperity Fund	Grant	Washington Area Community Investment Fund	\$499,384	1231 GOOD HOPE ROAD SE	Ward 8	0	N/A	N/A	N/A	N/A	N/A	N/A	N/A	N/A	N/A	N/A	N/A	N/A	N/A	n/a	N/A	N/A	N/A	Redevelopment of the Anacostia Arts Center	285962
2022	Deputy Mayor for Planning and Economic Development	Neighborhood Prosperity Fund	Grant	ADP Group Inc.	\$401,425	4914 CENTRAL AVENUE NE	Ward 7	N/A	N/A	N/A	N/A	N/A	N/A	N/A	N/A	N/A	N/A	N/A	N/A	N/A	N/A	Construction	N/A	N/A	N/A	Construction and build-out	303272
2022	Deputy Mayor for Planning and Economic Development	New Communities Initiative	Grant	Housing Opportunities Unlimited-NW1	\$335,000	2 L STREET NW	Ward 6	N/A	N/A	N/A	N/A	N/A	N/A	N/A	N/A	N/A	N/A	N/A	N/A	N/A	N/A	Case manag	N/A	N/A	N/A	unknown	300442
2022	Deputy Mayor for Planning and Economic Development	New Communities Initiative	Grant	Housing Opportunities Unlimited-PM	\$305,000	610 PARK ROAD NW	Ward 1	N/A	N/A	N/A	N/A	N/A	N/A	N/A	N/A	N/A	N/A	N/A	N/A	N/A	N/A	Case manag	N/A	N/A	N/A	unknown	228839
2022	Deputy Mayor for Planning and Economic Development	New Communities Initiative	Grant	Far SE Family Strengthening Collaborative	\$550,000	2041 MARTIN LUTHER KING JR AVENUE SE	Ward 8	0	N/A	N/A	N/A	N/A	N/A	N/A	N/A	N/A	N/A	N/A	N/A	N/A	N/A	n/a	In Progress	N/A	N/A	Providing financial literacy to Barry Farm residents	278056
2022	Deputy Mayor for Planning and Economic Development	New Communities Initiative	Capital Expenditure	Park Morton	\$38,628,000	610 PARK ROAD NW	Ward 1	N/A	N/A	N/A	N/A	N/A	N/A	N/A	N/A	N/A	N/A	N/A	N/A	N/A	N/A	N/A	N/A	N/A	N/A	N/A	228839
2022	Deputy Mayor for Planning and Economic Development	New Communities Initiative	Capital Expenditure	NCI- NORTHWEST ONE	\$20,000,000	2 L STREET NW	Ward 6	N/A	N/A	N/A	N/A	N/A	N/A	N/A	N/A	N/A	N/A	N/A	N/A	N/A	N/A	N/A	N/A	N/A	N/A	N/A	300442
2022	Deputy Mayor for Planning and Economic Development	New Communities Initiative	Capital Expenditure	BARRY FARM	\$55,223,000	1200 SUMNER ROAD SE	Ward 8	N/A	3	N/A	N/A	N/A	N/A	N/A	N/A	N/A	N/A	N/A	N/A	N/A	N/A	N/A	N/A	Partial - Und	N/A	N/A	149820
2022	Deputy Mayor for Planning and Economic Development	Nourish DC	Grant	Capital Impact Partners	\$4,498,077	N/A	Multiple	N/A	N/A	N/A	N/A	N/A	N/A	N/A	N/A	N/A	N/A	N/A	N/A	N/A	N/A	N/A	N/A	N/A	N/A	Increase food access	N/A

FY	Agency	Incentive Name	Incentive Type	Recipient Name	Incentive Amount	MAR Address of Investment	MAR_Ward	Number of District Residents Employed	Number of CBEs	Total Affordable Units Produced or Preserved	30% AMI	50% AMI	60% AMI	80% AMI	1 BRs	2 BRs	3 BRs	4+ BRs	Efficiency	SRO	Unknown BRs	Amenity Produced or Enhanced	Is recipient in compliance with District resident employment requirements?	CBE Compliant?	Affordable Housing Compliance? (Covenanted)	Additional Incentive Benefits	MAR_ID
2022	Deputy Mayor for Planning and Economic Development	Outdoor Venue Activation Grant	Grant	Sandlot LLC	\$225,000	1001 4TH STREET SW	Ward 6	N/A	N/A	N/A	N/A	N/A	N/A	N/A	N/A	N/A	N/A	N/A	N/A	N/A	N/A	Support for	N/A	N/A	N/A	unknown	307087
2022	Deputy Mayor for Planning and Economic Development	Outdoor Venue Activation Grant	Grant	District Wharf Community Association LLC	\$225,000	760 MAINE AVENUE SW	Ward 6	N/A	N/A	N/A	N/A	N/A	N/A	N/A	N/A	N/A	N/A	N/A	N/A	N/A	N/A	Event Planni	N/A	N/A	N/A	Event production costs	315288
2022	Deputy Mayor for Planning and Economic Development	Penn West Equity and Innovation District	Grant	Golden Triangle Business Improvement District	\$1,992,307	1120 CONNECTICUT AVENUE NW	Ward 2	0	N/A	N/A	N/A	N/A	N/A	N/A	N/A	N/A	N/A	N/A	N/A	N/A	N/A	N/A	N/A	N/A	N/A	N/A	241785
2022	Deputy Mayor for Planning and Economic Development	Small Medium Business Growth Fund	Grant	Latino Economic Development Center	\$5,400,000	1401 COLUMBIA ROAD NW	Ward 1	0	N/A	N/A	N/A	N/A	N/A	N/A	N/A	N/A	N/A	N/A	N/A	N/A	N/A	Grant suppo	In Progress	N/A	N/A	unknown	225448
2022	Deputy Mayor for Planning and Economic Development	Southwest Mobility Innovation District	Grant	Southwest Business Improvement District	\$2,988,460	420 4TH STREET SW	Ward 6	0	N/A	N/A	N/A	N/A	N/A	N/A	N/A	N/A	N/A	N/A	N/A	N/A	N/A	Mobility Inn	In Progress	N/A	N/A	unknown	314753
2022	Deputy Mayor for Planning and Economic Development	WRAMC Redevelopment	Grant	The Parks at Walter Reed Developer LLC c/o Hines Interests Limited Partnership	\$751,422	6900 GEORGIA AVENUE NW	Ward 4	22	16	N/A	N/A	N/A	N/A	N/A	N/A	N/A	N/A	N/A	N/A	N/A	N/A	Walter Reed	In Progress	Partial - Und	N/A	N/A	292768
2022	Deputy Mayor for Planning and Economic Development	Creative and Open Space Modernization	Tax Rebate	EverFi	\$420,530	2300 N STREET NW	Ward 2	N/A	N/A	N/A	N/A	N/A	N/A	N/A	N/A	N/A	N/A	N/A	N/A	N/A	N/A	N/A	N/A	N/A	N/A	N/A	242335
2022	Deputy Mayor for Planning and Economic Development	Creative and Open Space Modernization	Tax Rebate	FiscalNote	\$369,546	1201 PENNSYLVANIA AVENUE NW	Ward 2	N/A	N/A	N/A	N/A	N/A	N/A	N/A	N/A	N/A	N/A	N/A	N/A	N/A	N/A	N/A	N/A	N/A	N/A	N/A	240937
2022	Office of Planning	Streets for People	Grant	Adams Morgan Partnership Business Improvement District (BID)	\$595,000	2200 CHAMPLAIN STREET NW	Ward 1	4	1	N/A	N/A	N/A	N/A	N/A	N/A	N/A	N/A	N/A	N/A	N/A	N/A	Creation of e	N/A	N/A	N/A	N/A	235577
2022	Office of Planning	Streets for People	Grant	DowntownDC BID	\$347,424	801 F STREET NW	Ward 2	0	0	N/A	N/A	N/A	N/A	N/A	N/A	N/A	N/A	N/A	N/A	N/A	N/A	Creation of e	N/A	N/A	N/A	N/A	301060
2022	Office of Planning	Streets for People	Grant	Dupont Circle BID	\$339,000	21 DUPONT CIRCLE NW	Ward 2	0	1	N/A	N/A	N/A	N/A	N/A	N/A	N/A	N/A	N/A	N/A	N/A	N/A	Creation of e	N/A	N/A	N/A	N/A	241062
2022	Office of Planning	Streets for People	Grant	Golden Triangle BID	\$1,143,000	912 17TH STREET NW	Ward 2	0	3	N/A	N/A	N/A	N/A	N/A	N/A	N/A	N/A	N/A	N/A	N/A	N/A	Creation of e	N/A	N/A	N/A	N/A	303665
2022	Office of Planning	Streets for People	Grant	Mt. Vernon Triangle Community Improvement District	\$457,570	459 MASSACHUSETTS AVENUE NW	Ward 6	0	4	N/A	N/A	N/A	N/A	N/A	N/A	N/A	N/A	N/A	N/A	N/A	N/A	Creation of e	N/A	N/A	N/A	N/A	237576
2022	Department of Housing and Community Development	Housing Preservation Fund	HPF Loan	2401 Ontario Rd NW, LLC, C/O District Growth	\$1,371,500	2359 ONTARIO ROAD NW	Ward 1	NA	NA	46	1	11	9	25	43	0	0	0	3	0	0	NA	NA	NA	Yes	NA	235737



# De-Duped Data, FY18-22



Red shading indicates duplicate addresses (in cases where a project received multiple incentives). To prevent double counting, the housing, CBE, and First Source data for these incentives were deduplicated for analysis of affordable housing, CBE, and District hiring outcomes.

FY	Agency	Incentive Name	Incentive Type	Recipient Name	Incentive Amount	MAR Address of Investment	MAR_Ward	Number of District Residents Employed	Number of CBEs	Total Affordable Units Produced or Preserved	30% AMI	50% AMI	60% AMI	80% AMI	1 BRs	2 BRs	3 BRs	4+ BRs	Efficiency	SRO	Unknown BRs	Amenity Produced or Enhanced	Is recipient in compliance with District resident employment requirements?	CBE Compliant?	Affordable Housing Compliance? (Covenanted)	Additional Incentive Benefits	MAR_ID	
2018	None - Tax Expenditure	Real Property Tax Abatement	Tax Abatement	DC STADIUM LLC	\$100,326	R ST SW	Ward	N/A	N/A	N/A	N/A	N/A	N/A	N/A	N/A	N/A	N/A	N/A	N/A	N/A	N/A	N/A	N/A	N/A	N/A	N/A	Construction of DC United Soccer Stadium	
2018	None - Tax Expenditure	Real Property Tax Abatement	Tax Abatement	THE METROPOLITAN COMMUNITY CHURCH OF WASHINGTON	\$85,653	0472 RIDGE ST NW	Ward	N/A	N/A	N/A	N/A	N/A	N/A	N/A	N/A	N/A	N/A	N/A	N/A	N/A	N/A	N/A	N/A	N/A	N/A	N/A		
2018	None - Tax Expenditure	Real Property Tax Abatement	Tax Abatement	CI GD PARKSIDE 7 LLC	\$300,000	0600 KENILWORTH AVE NE	Ward	N/A	N/A	N/A	N/A	N/A	N/A	N/A	N/A	N/A	N/A	N/A	N/A	N/A	N/A	N/A	N/A	N/A	N/A	N/A		
2018	None - Tax Expenditure	Real Property Tax Abatement	Tax Abatement	ARCHSTONE NORTH CAPITOL HILL LP	\$787,807	1160 1st St NE	Ward	N/A	N/A	N/A	N/A	N/A	N/A	N/A	N/A	N/A	N/A	N/A	N/A	N/A	N/A	N/A	N/A	N/A	N/A	N/A		
2018	Deputy Mayor for Planning and Economic Development	Neighborhood Prosperity Fund	Grant	MLK Gateway Partners, LLC	\$700,000	1201 Good Hope Road SE	Ward	Not Availa	N/A	N/A	N/A	N/A	N/A	N/A	N/A	N/A	N/A	N/A	N/A	N/A	N/A	Commercial Revitalization	N/A	Not Available	N/A	NPF funding provides gap financing for commercial portions of projects		
2018	None - Tax Expenditure	Real Property Tax Abatement	Tax Abatement	THE FLATS 130 DC RESIDENTIAL LLC	\$645,487	130 M St NE	Ward	N/A	N/A	N/A	N/A	N/A	N/A	N/A	N/A	N/A	N/A	N/A	N/A	N/A	N/A	N/A	N/A	N/A	N/A			
2018	None - Tax Expenditure	Real Property Tax Abatement	Tax Abatement	MANGER 8-10-34 TRUST PARTNERS LLC	\$700,000	1331 L ST NW	Ward	N/A	N/A	N/A	N/A	N/A	N/A	N/A	N/A	N/A	N/A	N/A	N/A	N/A	N/A	N/A	N/A	N/A	N/A			
2018	None - Tax Expenditure	Real Property Tax Abatement	Tax Abatement	151 Q STREET RESIDENTIAL LLC	\$216,599	150 HARRY THOMAS WAY N	Ward	N/A	N/A	N/A	N/A	N/A	N/A	N/A	N/A	N/A	N/A	N/A	N/A	N/A	N/A	N/A	N/A	N/A	N/A			
2018	None - Tax Expenditure	Real Property Tax Abatement	Tax Abatement	151 Q STREET RESIDENTIAL LLC	\$358,257	150 Q ST NE	Ward	N/A	N/A	N/A	N/A	N/A	N/A	N/A	N/A	N/A	N/A	N/A	N/A	N/A	N/A	N/A	N/A	N/A	N/A			
2018	None - Tax Expenditure	Real Property Tax Abatement	Tax Abatement	151 Q STREET RESIDENTIAL LLC	\$611,008	151 Q ST NE	Ward	N/A	N/A	N/A	N/A	N/A	N/A	N/A	N/A	N/A	N/A	N/A	N/A	N/A	N/A	N/A	N/A	N/A	N/A			
2018	Deputy Mayor for Planning and Economic Development	Neighborhood Prosperity Fund	Grant	Addisleigh Park Washington Properties, LLC	\$700,000	1803 Rhode Island Avenue,	Ward	Not Availa	N/A	N/A	N/A	N/A	N/A	N/A	N/A	N/A	N/A	N/A	N/A	N/A	N/A	Commercial Revitalization	N/A	Not Available	N/A	NPF funding provides gap financing for commercial portions of projects		
2018	None - Tax Expenditure	Real Property Tax Abatement	Tax Abatement	UNITED NEGRO COLLEGE FUND INC	\$424,360	1805 7TH ST NW 100	Ward	N/A	N/A	N/A	N/A	N/A	N/A	N/A	N/A	N/A	N/A	N/A	N/A	N/A	N/A	N/A	N/A	N/A	N/A			
2018	None - Tax Expenditure	Real Property Tax Abatement	Tax Abatement	DC STADIUM LLC	\$1,425,435	1930 1ST ST SW	Ward	N/A	43	N/A	N/A	N/A	N/A	N/A	N/A	N/A	N/A	N/A	N/A	N/A	N/A	N/A	N/A	Yes	N/A	Construction of DC United Soccer Stadium		
2018	None - Tax Expenditure	Real Property Tax Abatement	Tax Abatement	151 Q STREET RESIDENTIAL LLC	\$518,789	200 Q ST NE	Ward	N/A	N/A	N/A	N/A	N/A	N/A	N/A	N/A	N/A	N/A	N/A	N/A	N/A	N/A	N/A	N/A	N/A	N/A			
2018	None - Tax Expenditure	Real Property Tax Abatement	Tax Abatement	151 Q STREET RESIDENTIAL LLC	\$138,920	201 Q ST NE	Ward	N/A	N/A	N/A	N/A	N/A	N/A	N/A	N/A	N/A	N/A	N/A	N/A	N/A	N/A	N/A	N/A	N/A	N/A			
2018	None - Tax Expenditure	Real Property Tax Abatement	Tax Abatement	2300 PENNSYLVANIA AVENUE LLC	\$95,715	2323 PENNSYLVANIA AVE S	Ward	N/A	N/A	N/A	N/A	N/A	N/A	N/A	N/A	N/A	N/A	N/A	N/A	N/A	N/A	N/A	N/A	N/A	N/A			
2018	None - Tax Expenditure	Real Property Tax Abatement	Tax Abatement	T-C REPUBLIC SQUARE OWNER LLC	\$109,968	25 MASSACHUSETTS AVE N	Ward	N/A	N/A	N/A	N/A	N/A	N/A	N/A	N/A	N/A	N/A	N/A	N/A	N/A	N/A	N/A	N/A	N/A	N/A			
2018	None - Tax Expenditure	Real Property Tax Abatement	Tax Abatement	UNION PLACE PHASE I LLC	\$356,805	250 K ST NE	Ward	N/A	N/A	N/A	N/A	N/A	N/A	N/A	N/A	N/A	N/A	N/A	N/A	N/A	N/A	N/A	N/A	N/A	N/A			
2018	Deputy Mayor for Planning and Economic Development	Neighborhood Prosperity Fund	Grant	Organizing Neighborhood Equity	\$700,000	2500 Martin Luther King, Jr.	Ward	Not Availa	N/A	N/A	N/A	N/A	N/A	N/A	N/A	N/A	N/A	N/A	N/A	N/A	N/A	Commercial Revitalization	N/A	Not Available	N/A	NPF funding provides gap financing for commercial portions of projects		
2018	None - Tax Expenditure	Real Property Tax Abatement	Tax Abatement	STEUART H STREET LLC	\$301,809	300 - 380 H ST NE	Ward	N/A	N/A	N/A	N/A	N/A	N/A	N/A	N/A	N/A	N/A	N/A	N/A	N/A	N/A	N/A	N/A	N/A	N/A			

FY	Agency	Incentive Name	Incentive Type	Recipient Name	Incentive Amount	MAR Address of Investment	MAR Ward	Number of District Residents Employed	Number of CBEs	Total Affordable Units Produced or Preserved	30% AMI	50% AMI	60% AMI	80% AMI	1 BRs	2 BRs	3 BRs	4+ BRs	Efficiency	SRO	Unknown BRs	Amenity Produced or Enhanced	Is recipient in compliance with District resident employment requirements?	CBE Compliant?	Affordable Housing Compliance? (Covenanted)	Additional Incentive Benefits	MAR ID
2018	Deputy Mayor for Planning and Economic Development	Industrial Revenue Bond	Revenue Bond	Sidwell Friends School	\$24,500,000	3825 Wisconsin Ave., NW	Ward	Not Availa	N/A	N/A	N/A	N/A	N/A	N/A	N/A	N/A	N/A	N/A	N/A	N/A	N/A	Acquisition and Renovations of New School Facility	N/A	Not Available	N/A	the acquisition and renovations of 3720 Upton Street, NW (Lot 1825, Square 0818), for school use, including furniture, fixtures, and equipment, land improvements and related expenditures, including at the 3825 Wisconsin Avenue Campus (Lot 816 Square 1825), located in Ward 3.	
2018	None - Tax Expenditure	Real Property Tax Abatement	Tax Abatement	BLUE SKYE DEVELOPMENT LLC	\$30,000	4427 HAYES ST NE	Ward	N/A	N/A	N/A	N/A	N/A	N/A	N/A	N/A	N/A	N/A	N/A	N/A	N/A	N/A	N/A	N/A	N/A	N/A		
2018	Deputy Mayor for Planning and Economic Development	Neighborhood Prosperity Fund	Grant	The NHP Foundation	\$700,000	5131 Nannie Helen Burroug	Ward	Not Availa	N/A	N/A	N/A	N/A	N/A	N/A	N/A	N/A	N/A	N/A	N/A	N/A	N/A	Commercial Revitalization	N/A	Not Available	N/A	NPF funding provides gap financing for commercial portions of projects	
2018	None - Tax Expenditure	Real Property Tax Abatement	Tax Abatement	ARCHSTONE NORTH CAPITOL HILL	\$360,343	55 M St NE	Ward	N/A	N/A	N/A	N/A	N/A	N/A	N/A	N/A	N/A	N/A	N/A	N/A	N/A	N/A	N/A	N/A	N/A	N/A		
2018	None - Tax Expenditure	Real Property Tax Abatement	Tax Abatement	801 NEW JERSEY PHASE 1 LLC	\$424,185	77 H ST NW	Ward	N/A	N/A	N/A	N/A	N/A	N/A	N/A	N/A	N/A	N/A	N/A	N/A	N/A	N/A	N/A	N/A	N/A	N/A		
2018	Deputy Mayor for Planning and Economic Development	Land Disposition Agreement	Land Disposition	Sherman Avenue LLC	\$6,066,000	965 Florida Ave NW	Ward 53	11	126													N/A	In Progress	Partial - Under Construction	Yes	provide over \$3.4M in public benefits including funding for (1) a Local Retail Assistance Program, (2) a Business Incubator Program with a local university, and (3) a \$200,000 community grant program to support job training. As part of the project, the developer will also reconstruct the	
2018	Department of Housing and Community Development	Housing Production Trust Fund	HPTF Loan	Belmont Crossing Partners, LLC	\$8,000,000	4201 7th St SE	Ward	Not Availa	N/A	275	0	0	275	0	114	124	25	0	12	0	0	N/A	N/A	Not Available	Yes		
2018	Housing Finance Agency	HFA Revenue Bond Issuance	Revenue Bond	District of Columbia Housing Authority / Capital Housing Partners LLC	\$38,041,000	2841 Robinson Pl SE	Ward	Not Availa	15	220	137	15	122	0	0	63	59	15	0	0	0	N/A	N/A	No	Yes		
2018	Housing Finance Agency	HFA Revenue Bond Issuance	Revenue Bond	Dantes Partners	\$48,160,000	1400 Florida Ave NE	Ward	Not Availa	8	179	179	0	0	0	179	0	0	0	0	0	0	N/A	N/A	Partial - Under Construction	Yes		
2018	Housing Finance Agency	HFA Revenue Bond Issuance	Revenue Bond	NHP/DCHFA/Woodmont Crossing United Tenants Assoc.	\$25,543,000	2327 Good Hope Rd SE	Ward 2	5	176	0	0	176	0	0	120	56	0	0	0	0	0	N/A	Yes	Yes	Yes		
2018	Housing Finance Agency	HFA Revenue Bond Issuance	Revenue Bond	The Foundation	\$39,000,000	800 6th St NW	Ward	Not Availa	5	153	0	153	0	0	134	18	0	0	0	0	0	N/A	N/A	Yes	Yes		

FY	Agency	Incentive Name	Incentive Type	Recipient Name	Incentive Amount	MAR Address of Investment	MAR Ward	Number of District Residents Employed	Number of CBEs	Total Affordable Units Produced or Preserved	30% AMI	50% AMI	60% AMI	80% AMI	1 BRs	2 BRs	3 BRs	4+ BRs	Efficiency	SRO	Unknown BRs	Amenity Produced or Enhanced	Is recipient in compliance with District resident employment requirements?	CBE Compliant?	Affordable Housing Compliance? (Covenanted)	Additional Incentive Benefits	MAR ID
2018	Housing Finance Agency	4% Low Income Housing Tax Credit	Tax Credit (Federal)	1901 C STREET SE, LLC & Hill East Parcel F, LLC	\$19,340,000	1900 Massachussetts Ave N	Ward 0	9	131	115	0	16	0	0	ND	ND	ND	ND	ND	ND	ND	N/A	In Progress	Partial - Under Construction	Yes	Development Program: - 362 total apartment units (131 total affordable units which includes 100 PHS units) - 25,678 sq. ft retail - 156 parking spots for retail and apartments - Green space: Community Village Square	
2018	Deputy Mayor for Planning and Economic Development	Tax Increment Financing	TIF	Skyland Holdings LLC	\$40,000,000	2646 Naylor Road SE, Wash	Ward 74	9	131	115	0	16	0	0	ND	ND	ND	ND	ND	ND	ND	N/A	In Progress	Partial - Under Construction	Yes	Development Program: - 362 total apartment units (131 total affordable units which includes 100 PHS units) - 25,678 sq. ft retail - 156 parking spots for retail and apartments - Green space: Community Village Square	
2018	Department of Housing and Community Development	Housing Production Trust Fund	HPTF Loan	Capitol Vista Community Partners, LLC.	\$18,006,741	888 New Jersey Ave NW	Ward Not Availa	11	104	21	83	0	0	62	31	0	0	11	0	0	0	N/A	N/A	Partial - Under Construction	Yes		
2018	Housing Finance Agency	HFA Revenue Bond Issuance	Revenue Bond	WinnDevelopment Company LP	\$12,999,000	908 Eastern Ave NE	Ward 0	7	97	0	0	72	24	50	47	0	0	0	0	0	0	N/A	Yes	Yes	Yes		
2018	Housing Finance Agency	HFA Revenue Bond Issuance	Revenue Bond	MRP Realty Partners/Taylor Adams Associates	\$21,500,000	3534 East Capitol St NE	Ward 9	26	95	5	90	0	0	23	60	12	0	0	0	0	0	N/A	In Progress	Partial - Under Construction	Yes		
2018	Housing Finance Agency	HFA Revenue Bond Issuance	Revenue Bond	Vesta Corporation	\$11,310,000	2306 Hartford St SE	Ward Not Availa	11	94	10	84	0	0	1	25	68	0	0	0	0	0	N/A	N/A	No	Yes		
2018	Department of Housing and Community Development	Housing Production Trust Fund	HPTF Loan	Abrams Hall Senior LP	\$9,753,037	1322 Main Dr NW	Ward 12	26	80	16	64	0	0	80	0	0	0	0	0	0	0	N/A	Yes	No	Yes		
2018	Department of Housing and Community Development	Housing Production Trust Fund	HPTF Loan	Wesley Brookland, LLC	\$8,825,000	617 Hamlin St NE	Ward Not Availa	9	80	15	0	65	0	80	0	0	0	0	0	0	0	N/A	N/A	Partial - Under Construction	Yes		
2018	Housing Finance Agency	HFA Revenue Bond Issuance	Revenue Bond	H.E.L.P. Development Corporation	\$9,541,577	1324 Main Dr NW	Ward 0	4	77	75	2	0	0	0	0	0	0	0	77	0	0	N/A	In Progress	No	Yes		
2018	Department of Housing and Community Development	Housing Production Trust Fund	HPTF Loan	Liberty Place Apartments LLC	\$9,248,431	881 3rd St NW	Ward 0	9	71	14	53	4	0	56	7	0	0	8	0	0	0	N/A	In Progress	Partial - Under Construction	Yes		
2018	Department of Housing and Community Development	Housing Production Trust Fund	HPTF Loan	1164 Bladensburg LLC	\$10,833,567	1164 Bladensburg Rd NE	Ward Not Availa	15	65	14	51	0	0	64	0	0	0	1	0	0	0	N/A	N/A	No	Yes		
2018	Department of Housing and Community Development	Housing Production Trust Fund	HPTF Loan	Milestone Senior Owner LLC	\$6,909,668	3539 A St SE	Ward Not Availa	14	60	15	45	0	0	45	7	0	0	8	0	0	0	N/A	N/A	No	Yes		

FY	Agency	Incentive Name	Incentive Type	Recipient Name	Incentive Amount	MAR Address of Investment	MAR Ward	Number of District Residents Employed	Number of CBEs	Total Affordable Units Produced or Preserved	30% AMI	50% AMI	60% AMI	80% AMI	1 BRs	2 BRs	3 BRs	4+ BRs	Efficiency	SRO	Unknown BRs	Amenity Produced or Enhanced	Is recipient in compliance with District resident employment requirements?	CBE Compliant?	Affordable Housing Compliance? (Covenanted)	Additional Incentive Benefits	MAR ID
2018	Department of Housing and Community Development	9% Low Income Housing Tax Credit	Tax Credit (Federal)	FC 227, LLC	\$465,330	227 Tingey St SE	Ward 18	18	19	53	0	53	0	0	30	18	0	0	5	0	0	N/A	In Progress	Partial - Under Construction	Yes		
2018	Department of Housing and Community Development	Housing Production Trust Fund	HPTF Loan	Tivoli Gardens Owner LLC	\$2,572,500	4811-4819 North Capitol St	Ward Not Availa	N/A	49	4	8	37	0	49	0	0	0	0	0	0	0	N/A	N/A	Not Available	Yes		
2018	Department of Housing and Community Development	Housing Production Trust Fund	HPTF Loan	Amber Overlook LLC	\$5,872,431	4922-5000 CALL PLACE SE	Ward Not Availa	9	32	32	0	6	0	26	6	0	24	2	0	0	0	N/A	N/A	Partial - Under Construction	Yes		
2018	Department of Housing and Community Development	Housing Production Trust Fund	HPTF Loan	Ben-E Group Cooperative Association, Inc.	\$2,517,596	4701 Benning Rd SE	Ward 0	N/A	29	29	3	25	1	0	14	14	0	0	0	1	0	N/A	N/A - Cance	Not Available	Yes		
2018	Department of Housing and Community Development	Housing Production Trust Fund	HPTF Loan	301 Delafield NW LLC	\$2,996,612	301 Delafield Pl NW	Ward Not Availa	N/A	23	7	9	0	7	20	1	0	0	2	0	0	0	N/A	N/A	Not Available	Yes		
2018	Department of Housing and Community Development	Housing Production Trust Fund	HPTF Loan	BCC Preservation Fund I, LLC.	\$900,000	2530 Park Pl SE	Ward Not Availa	N/A	21	0	21	0	0	21	0	0	0	0	0	0	0	N/A	N/A	Not Available	Yes		
2018	Department of Housing and Community Development	Housing Production Trust Fund	HPTF Loan	Phoenix Cooperative Assn.	\$1,371,913	505 Jefferson St NW	Ward Not Availa	N/A	20	13	5	0	2	14	6	0	0	0	0	0	0	N/A	N/A	Not Available	Yes		
2018	Department of Housing and Community Development	Housing Production Trust Fund	HPTF Loan	5400 5th Street, NW, LLC	\$1,395,086	5400 5th St NW	Ward Not Availa	N/A	20	5	8	4	3	0	20	0	0	0	0	0	0	N/A	N/A	Not Available	Yes		
2018	Department of Housing and Community Development	Housing Production Trust Fund	HPTF Loan	22 Atlantic Cooperative Association, Inc.	\$2,669,924	22 Atlantic Street Southeast	Ward Not Availa	N/A	15	3	8	4	0	8	6	0	0	1	0	0	0	N/A	N/A	Not Available	Yes		
2018	Department of Housing and Community Development	Housing Production Trust Fund	HPTF Loan	HABITAT FOR HUMANITY OF WASHINGTON, D.C., INC	\$400,000	1715 28th Pl SE	Ward Not Availa	4	14	0	5	0	9	0	7	7	0	0	0	0	0	N/A	N/A	Partial - Under Construction	Yes		
2018	Department of Housing and Community Development	Housing Production Trust Fund	HPTF Loan	710 Unidos Cooperative	\$1,906,250	710 Jefferson St NW	Ward Not Availa	N/A	14	5	7	0	2	11	3	0	0	0	0	0	0	N/A	N/A	Not Available	Yes		
2018	Department of Housing and Community Development	Housing Production Trust Fund	HPTF Loan	1035 48th LLC	\$852,010	1035 48th St NE	Ward Not Availa	N/A	12	0	12	0	0	12	0	0	0	0	0	0	0	N/A	N/A	Not Available	Yes		
2018	Department of Housing and Community Development	Housing Production Trust Fund	HPTF Loan	Transitional Housing Corporation dba, Housing Up	\$1,155,369	4506 Georgia Ave NW	Ward Not Availa	N/A	12	12	12	0	0	0	0	10	2	0	0	0	0	N/A	N/A	Not Available	Yes		
2018	Department of Housing and Community Development	Housing Production Trust Fund	HPTF Loan	E Street Cooperative Association, Inc.	\$1,221,261	1431 E Street Northeast	Ward 2	7	10	10	1	0	3	6	10	0	0	0	0	0	0	N/A	No	No	Yes		
2018	Department of Housing and Community Development	Housing Production Trust Fund	HPTF Loan	Manna, Inc.	\$508,950	812 T St NW	Ward 0	5	4	0	0	4	0	0	0	0	4	0	0	0	0	N/A	N/A - Cance	Yes	Yes		

FY	Agency	Incentive Name	Incentive Type	Recipient Name	Incentive Amount	MAR Address of Investment	MAR Ward	Number of District Residents Employed	Number of CBEs	Total Affordable Units Produced or Preserved	30% AMI	50% AMI	60% AMI	80% AMI	1 BRs	2 BRs	3 BRs	4+ BRs	Efficiency	SRO	Unknown BRs	Amenity Produced or Enhanced	Is recipient in compliance with District resident employment requirements?	CBE Compliant?	Affordable Housing Compliance? (Covenanted)	Additional Incentive Benefits	MAR_ID
2018	Housing Finance Agency	4% Low Income Housing Tax Credit	Tax Credit (Federal)	1164 Bladensburg LLC	\$715,244	1164 Bladensburg Rd NE	Ward 5																				
2018	Housing Finance Agency	HFA Revenue Bond Issuance	Revenue Bond	The Neighborhood Development Company and Arten Bladensburg	\$11,100,000	1164 Bladensburg Rd NE	Ward 5																				
2018	Department of Housing and Community Development	9% Low Income Housing Tax Credit	Tax Credit (Federal)	Abrams Hall Senior LP	\$1,099,999	1322 Main Dr NW	Ward 4																				
2018	Housing Finance Agency	4% Low Income Housing Tax Credit	Tax Credit (Federal)	HELP Washington DC, LP	\$864,927	1324 Main Dr NW	Ward 4																				
2018	Department of Housing and Community Development	Community Development Block Grant (CDBG)	Grant (Federal)	HELP Washington DC, LP	\$10,085,821	1324 Main Dr NW	Ward 4																				
2018	Department of Housing and Community Development	Housing Production Trust Fund	HPTF Loan	Dantes Partners	\$23,261,307	1400 Florida Ave NE	Ward 5																				
2018	Housing Finance Agency	4% Low Income Housing Tax Credit	Tax Credit (Federal)	Dantes Partners	\$3,426,694	1400 Florida Ave NE	Ward 5																				
2018	Housing Finance Agency	HFA Revenue Bond Issuance	Revenue Bond	FC 227, LLC	\$50,000,000	227 Tingey St SE	Ward 6																				
2018	Housing Finance Agency	4% Low Income Housing Tax Credit	Tax Credit (Federal)	FC 227, LLC	\$465,330	227 Tingey St SE	Ward 6																				
2018	Department of Housing and Community Development	Housing Production Trust Fund	HPTF Loan	Vesta Maplewood LLC	\$6,695,000	2306 Hartford St SE	Ward 8																				
2018	Housing Finance Agency	4% Low Income Housing Tax Credit	Tax Credit (Federal)	Vesta Maplewood LLC	\$703,951	2306 Hartford St SE	Ward 8																				
2018	Housing Finance Agency	4% Low Income Housing Tax Credit	Tax Credit (Federal)	Woodmont Crossing United Tenant Association	\$1,328,748	2327 Good Hope Rd SE	Ward 8																				
2018	Department of Housing and Community Development	Housing Production Trust Fund	HPTF Loan	Parkway Overlook II LP	\$20,100,000	2841 Robinson Pl SE	Ward 8																				
2018	Housing Finance Agency	4% Low Income Housing Tax Credit	Tax Credit (Federal)	Parkway Overlook II LP	\$2,790,499	2841 Robinson Pl SE	Ward 8																				
2018	Department of Housing and Community Development	Housing Production Trust Fund	HPTF Loan	MRP Realty Partners/Taylor Adams Associates	\$19,665,633	3534 East Capitol St NE	Ward 7																				
2018	Housing Finance Agency	4% Low Income Housing Tax Credit	Tax Credit (Federal)	MRP Realty Partners/Taylor Adams Associates	\$1,471,279	3534 East Capitol St NE	Ward 7																				
2018	Department of Housing and Community Development	9% Low Income Housing Tax Credit	Tax Credit (Federal)	Milestone Senior Owner LLC	\$999,999	3539 A St SE	Ward 7																				
2018	Department of Housing and Community Development	9% Low Income Housing Tax Credit	Tax Credit (Federal)	Wesley Brookland, LLC	\$689,100	617 Hamlin St NE	Ward 5																				
2018	Housing Finance Agency	HFA Revenue Bond Issuance	Revenue Bond	Wesley Housing Development Corporation	\$10,190,000	617 Hamlin St NE	Ward 5																				
2018	Housing Finance Agency	4% Low Income Housing Tax Credit	Tax Credit (Federal)	Wah Luck House Preservation LLC	\$2,304,806	800 6th St NW	Ward 2																				

FY	Agency	Incentive Name	Incentive Type	Recipient Name	Incentive Amount	MAR Address of Investment	MAR Ward	Number of District Residents Employed	Number of CBEs	Total Affordable Units Produced or Preserved	30% AMI	50% AMI	60% AMI	80% AMI	1 BRs	2 BRs	3 BRs	4+ BRs	Efficiency	SRO	Unknown BRs	Amenity Produced or Enhanced	Is recipient in compliance with District resident employment requirements?	CBE Compliant?	Affordable Housing Compliance? (Covenanted)	Additional Incentive Benefits	MAR_ID	
2018	Housing Finance Agency	4% Low Income Housing Tax Credit	Tax Credit (Federal)	Liberty Place Apartments LLC	\$1,192,983	881 3rd St NW	Ward 6																					
2018	Housing Finance Agency	HFA Revenue Bond Issuance	Revenue Bond	NHT/IBF	\$16,800,000	881 3rd St NW	Ward 6																					
2018	Housing Finance Agency	4% Low Income Housing Tax Credit	Tax Credit (Federal)	Capitol Vista Community Partners, LLC.	\$1,028,112	888 New Jersey Ave NW	Ward 6																					
2018	Housing Finance Agency	HFA Revenue Bond Issuance	Revenue Bond	Dantes Partners	\$25,235,000	888 New Jersey Ave NW	Ward 6																					
2018	Department of Housing and Community Development	Housing Production Trust Fund	HPTF Loan	WinnDevelopment Company LP	\$12,924,375	908 Eastern Ave NE	Ward 7																					
2018	Department of Housing and Community Development	New Communities Initiative	Grant	Far SE Family Strengthening Collaborative	\$515,000	2043 Martin Luther King, Jr. Avenue, SE, Suite 400, Washington, DC 20020																						
2019	None - Tax Expenditure	Real Property Tax Abatement	Tax Abatement	DC STADIUM LLC	\$101,248	R ST SW	N/A	N/A	N/A	N/A	N/A	N/A	N/A	N/A	N/A	N/A	N/A	N/A	N/A	N/A	N/A	N/A	N/A	N/A	N/A	N/A		
2019	None - Tax Expenditure	Tax Exemption	Tax Exemption	R-2 BENNING RESIDENTIAL LLC	\$146,458	0120 45TH ST NE	Ward	N/A	N/A	N/A	N/A	N/A	N/A	N/A	N/A	N/A	N/A	N/A	N/A	N/A	N/A	N/A	N/A	N/A	N/A	N/A		
2019	None - Tax Expenditure	Tax Exemption	Tax Exemption	CAPITOL HOUSING PARTNERS LLC	\$882,814	0125 CANAL ST SE	Ward	N/A	N/A	N/A	N/A	N/A	N/A	N/A	N/A	N/A	N/A	N/A	N/A	N/A	N/A	N/A	N/A	N/A	N/A	N/A		
2019	None - Tax Expenditure	Tax Exemption	Tax Exemption	THE MUSEUM OF THE BIBLE INC	\$585,811	0300 D ST SW	Ward	N/A	N/A	N/A	N/A	N/A	N/A	N/A	N/A	N/A	N/A	N/A	N/A	N/A	N/A	N/A	N/A	N/A	N/A	N/A		
2019	None - Tax Expenditure	Tax Exemption	Tax Exemption	FORD'S THEATRE SOCIETY	\$77,767	0514 10TH ST NW	Ward	N/A	N/A	N/A	N/A	N/A	N/A	N/A	N/A	N/A	N/A	N/A	N/A	N/A	N/A	N/A	N/A	N/A	N/A	N/A		
2019	None - Tax Expenditure	Tax Exemption	Tax Exemption	EDGEWOOD TERRACE ONE LLC	\$245,214	0601 EDGEWOOD ST NE	Ward	N/A	N/A	N/A	N/A	N/A	N/A	N/A	N/A	N/A	N/A	N/A	N/A	N/A	N/A	N/A	N/A	N/A	N/A	N/A		
2019	None - Tax Expenditure	Tax Exemption	Tax Exemption	1 SQUARE 882N AFFORDABLE LP	\$96,613	0601 L ST SE	Ward	N/A	N/A	N/A	N/A	N/A	N/A	N/A	N/A	N/A	N/A	N/A	N/A	N/A	N/A	N/A	N/A	N/A	N/A	N/A		
2019	None - Tax Expenditure	Tax Exemption	Tax Exemption	NATIONAL MUSEUM WOMEN IN ARTS	\$387,599	0801 13TH ST NW	Ward	N/A	N/A	N/A	N/A	N/A	N/A	N/A	N/A	N/A	N/A	N/A	N/A	N/A	N/A	N/A	N/A	N/A	N/A	N/A		
2019	None - Tax Expenditure	Real Property Tax Abatement	Tax Abatement	WASHINGTON GATEWAY APARTMENTS VENTURE LLC	\$2,328,888	100 FLORIDA AVE NE	Ward	N/A	N/A	N/A	N/A	N/A	N/A	N/A	N/A	N/A	N/A	N/A	N/A	N/A	N/A	N/A	N/A	N/A	N/A	N/A		
2019	Deputy Mayor for Planning and Economic Development	Legacy Business	Grant	Lee's Flower and Card Shop, Inc	\$250,000	1026 U st NW	Ward	N/A	N/A	N/A	N/A	N/A	N/A	N/A	N/A	N/A	N/A	N/A	N/A	N/A	N/A	Store Façade Renovations	Yes	Yes	N/A	Shop Inc. is a locally owned family florist offering full-service custom floral arrangements, balloons, plants, and cards to the Washington, DC, Maryland, and Virginia areas. The shop is currently located at 1026 U Street NW, which lies on the Historic U Street Corridor.		
2019	None - Tax Expenditure	Tax Exemption	Tax Exemption	PLAZA WEST LLC	\$545,161	1035 4TH ST NW	Ward	N/A	N/A	N/A	N/A	N/A	N/A	N/A	N/A	N/A	N/A	N/A	N/A	N/A	N/A	N/A	N/A	N/A	N/A			
2019	None - Tax Expenditure	Tax Exemption	Tax Exemption	GOLDEN RULE PLAZA INC	\$490,839	1050 NEW JERSEY AV	Ward	N/A	N/A	N/A	N/A	N/A	N/A	N/A	N/A	N/A	N/A	N/A	N/A	N/A	N/A	N/A	N/A	N/A	N/A			
2019	Deputy Mayor for Planning and Economic Development	New Communities Initiative	Grant	NHP LLC	\$1,500,000	1090 Vermont Ave NW Ste	Ward	N/A	N/A	N/A	N/A	N/A	N/A	N/A	N/A	N/A	N/A	N/A	N/A	N/A	N/A	N/A	N/A	N/A	N/A	N/A		

FY	Agency	Incentive Name	Incentive Type	Recipient Name	Incentive Amount	MAR Address of Investment	MAR Ward	Number of District Residents Employed	Number of CBEs	Total Affordable Units Produced or Preserved	30% AMI	50% AMI	60% AMI	80% AMI	1 BRs	2 BRs	3 BRs	4+ BRs	Efficiency	SRO	Unknown BRs	Amenity Produced or Enhanced	Is recipient in compliance with District resident employment requirements?	CBE Compliant?	Affordable Housing Compliance? (Covenanted)	Additional Incentive Benefits	MAR_ID
2019	None - Tax Expenditure	Tax Exemption	Tax Exemption	2 SQUARE 769N AFFORDABLE OWNER LLC	\$88,732	1100 2ND PL SE	Ward	N/A	N/A	N/A	N/A	N/A	N/A	N/A	N/A	N/A	N/A	N/A	N/A	N/A	N/A	N/A	N/A	N/A	N/A		
2019	None - Tax Expenditure	Tax Exemption	Tax Exemption	MASS PLACE APARTMENTS LLC	\$383,379	1111 MASSACHUSETTS AVE	Ward	N/A	N/A	N/A	N/A	N/A	N/A	N/A	N/A	N/A	N/A	N/A	N/A	N/A	N/A	N/A	N/A	N/A	N/A		
2019	None - Tax Expenditure	Real Property Tax Abatement	Tax Abatement	ARCHSTONE NORTH CAPITOL HILL LP	\$1,666,945	1160 1st St NE	Ward	N/A	N/A	N/A	N/A	N/A	N/A	N/A	N/A	N/A	N/A	N/A	N/A	N/A	N/A	N/A	N/A	N/A	N/A		
2019	None - Tax Expenditure	Tax Exemption	Tax Exemption	TYLER HOUSE ASSOCIATES 95 L.P.	\$785,289	1200 NORTH CAPITOL ST NW	Ward	N/A	N/A	N/A	N/A	N/A	N/A	N/A	N/A	N/A	N/A	N/A	N/A	N/A	N/A	N/A	N/A	N/A	N/A		
2019	None - Tax Expenditure	Qualified Supermarket Tax Incentive	Tax Exemption	The Flats DC Grocery LLC (Harris Teeter)	\$480,243	1201 1st Street NE	Ward	N/A	N/A	N/A	N/A	N/A	N/A	N/A	N/A	N/A	N/A	N/A	N/A	N/A	N/A	N/A	N/A	N/A	N/A		
2019	Deputy Mayor for Planning and Economic Development	Legacy Business	Grant	1213 U Street LLC,	\$1,000,000	1214 U st, NW Washington,	Ward 0	N/A	N/A	N/A	N/A	N/A	N/A	N/A	N/A	N/A	N/A	N/A	N/A	N/A	N/A	Restaurant and Office Renovations	In Progress	Yes	N/A	Restaurant area demolition and upgrades Upgraded Commercial Kitchen Equipment: Floor Installations IT/AV Equipment Upgrades Upstairs Office Renovations Plumbing Wall Repair HVAC System Restroom Renovations	
2019	None - Tax Expenditure	Tax Exemption	Tax Exemption	KING HOUSING LLC	\$310,812	1220 12th St NW	Ward	N/A	N/A	N/A	N/A	N/A	N/A	N/A	N/A	N/A	N/A	N/A	N/A	N/A	N/A	N/A	N/A	N/A	N/A		
2019	Deputy Mayor for Planning and Economic Development	Neighborhood Prosperity Fund	Grant	H.E.P. Construction	\$350,000	1228 Good Hope Road, SE,	Ward	Not Availa	N/A	N/A	N/A	N/A	N/A	N/A	N/A	N/A	N/A	N/A	N/A	N/A	N/A	Commercial Revitalization	N/A	Not Available	N/A	NPF funding provides gap financing for commercial portions of projects	
2019	None - Tax Expenditure	Real Property Tax Abatement	Tax Abatement	THE FLATS 130 DC RESIDENTIAL LLC	\$1,754,068	130 M ST NE	Ward	N/A	N/A	N/A	N/A	N/A	N/A	N/A	N/A	N/A	N/A	N/A	N/A	N/A	N/A	N/A	N/A	N/A	N/A		
2019	None - Tax Expenditure	Tax Exemption	Tax Exemption	SECOND NW COOPERATIVE HME	\$95,126	1301 - 1339 5TH ST NW	Ward	N/A	N/A	N/A	N/A	N/A	N/A	N/A	N/A	N/A	N/A	N/A	N/A	N/A	N/A	N/A	N/A	N/A	N/A		
2019	None - Tax Expenditure	Tax Exemption	Tax Exemption	ATLAS PERFORMING ARTS CENTER	\$594,159	1313 - 1333 H ST NE	Ward	N/A	N/A	N/A	N/A	N/A	N/A	N/A	N/A	N/A	N/A	N/A	N/A	N/A	N/A	N/A	N/A	N/A	N/A		
2019	None - Tax Expenditure	Tax Exemption	Tax Exemption	SENIOR CITIZENS HOUSING DEVELOPMENT CORPORATION	\$127,406	1325 UPSHUR ST NW	Ward	N/A	N/A	N/A	N/A	N/A	N/A	N/A	N/A	N/A	N/A	N/A	N/A	N/A	N/A	N/A	N/A	N/A	N/A		
2019	None - Tax Expenditure	Real Property Tax Abatement	Tax Abatement	SHF 1 14W LLC	\$482,503	1325 W St NW	Ward	N/A	N/A	N/A	N/A	N/A	N/A	N/A	N/A	N/A	N/A	N/A	N/A	N/A	N/A	N/A	N/A	N/A	N/A		
2019	None - Tax Expenditure	Tax Exemption	Tax Exemption	1330 SEVENTH STREET LIMITED PARTNERSHIP	\$653,739	1330 7TH ST NW	Ward	N/A	N/A	N/A	N/A	N/A	N/A	N/A	N/A	N/A	N/A	N/A	N/A	N/A	N/A	N/A	N/A	N/A	N/A		
2019	None - Tax Expenditure	Real Property Tax Abatement	Tax Abatement	MANGER 8-10-34 TRUST PARTNERS LLC	\$1,110,881	1331 L ST NW	Ward	N/A	N/A	N/A	N/A	N/A	N/A	N/A	N/A	N/A	N/A	N/A	N/A	N/A	N/A	N/A	N/A	N/A	N/A		
2019	None - Tax Expenditure	Tax Exemption	Tax Exemption	FPE LP	\$149,517	1350 - 1358 FAIRMONT ST	Ward	N/A	N/A	N/A	N/A	N/A	N/A	N/A	N/A	N/A	N/A	N/A	N/A	N/A	N/A	N/A	N/A	N/A	N/A		
2019	None - Tax Expenditure	Tax Exemption	Tax Exemption	CAPITAL FRINGE INC	\$80,333	1360 FLORIDA AVE NE	Ward	N/A	N/A	N/A	N/A	N/A	N/A	N/A	N/A	N/A	N/A	N/A	N/A	N/A	N/A	N/A	N/A	N/A	N/A		
2019	None - Tax Expenditure	Real Property Tax Abatement	Tax Abatement	THE FLATS 140 DC RESIDENTIAL LLC	\$652,535	140 M ST NE	Ward	N/A	N/A	N/A	N/A	N/A	N/A	N/A	N/A	N/A	N/A	N/A	N/A	N/A	N/A	N/A	N/A	N/A	N/A		
2019	None - Tax Expenditure	Qualified Supermarket Tax Incentive	Tax Exemption	Citymarket At O East And West LLC Roadside (Giant)	\$384,428	1400 7th St NW	Ward	N/A	N/A	N/A	N/A	N/A	N/A	N/A	N/A	N/A	N/A	N/A	N/A	N/A	N/A	N/A	N/A	N/A	N/A		
2019	None - Tax Expenditure	Tax Exemption	Tax Exemption	COLUMBIA HEIGHTS VENTURES PARCEL 26 LLC	\$342,535	1400 IRVING ST NW	Ward	N/A	N/A	N/A	N/A	N/A	N/A	N/A	N/A	N/A	N/A	N/A	N/A	N/A	N/A	N/A	N/A	N/A	N/A		
2019	None - Tax Expenditure	Tax Exemption	Tax Exemption	PORTNER FLATS LLC	\$125,179	1440-1450 V ST NW	Ward	N/A	N/A	N/A	N/A	N/A	N/A	N/A	N/A	N/A	N/A	N/A	N/A	N/A	N/A	N/A	N/A	N/A	N/A		



FY	Agency	Incentive Name	Incentive Type	Recipient Name	Incentive Amount	MAR Address of Investment	MAR Ward	Number of District Residents Employed	Number of CBEs	Total Affordable Units Produced or Preserved	30% AMI	50% AMI	60% AMI	80% AMI	1 BRs	2 BRs	3 BRs	4+ BRs	Efficiency	SRO	Unknown BRs	Amenity Produced or Enhanced	Is recipient in compliance with District resident employment requirements?	CBE Compliant?	Affordable Housing Compliance? (Covenanted)	Additional Incentive Benefits	MAR_ID
2019	None - Tax Expenditure	Tax Exemption	Tax Exemption	HIGHLAND PARK WEST INVESTORS LLC	\$219,223	1444 IRVING ST NW	Ward	N/A	N/A	N/A	N/A	N/A	N/A	N/A	N/A	N/A	N/A	N/A	N/A	N/A	N/A	N/A	N/A	N/A	N/A		
2019	None - Tax Expenditure	Tax Exemption	Tax Exemption	JUBILEE MAYCROFT APARTMENTS LP	\$202,966	1474 COLUMBIA RD NW Un	Ward	N/A	N/A	N/A	N/A	N/A	N/A	N/A	N/A	N/A	N/A	N/A	N/A	N/A	N/A	N/A	N/A	N/A	N/A		
2019	None - Tax Expenditure	Real Property Tax Abatement	Tax Abatement	151 Q STREET RESIDENTIAL LLC	\$1,613,705	150 Q St NE	Ward	N/A	N/A	N/A	N/A	N/A	N/A	N/A	N/A	N/A	N/A	N/A	N/A	N/A	N/A	N/A	N/A	N/A	N/A		
2019	None - Tax Expenditure	Tax Exemption	Tax Exemption	THE STUDIO THEATRE INC	\$186,357	1501 - 1509 14TH ST NW	Ward	N/A	N/A	N/A	N/A	N/A	N/A	N/A	N/A	N/A	N/A	N/A	N/A	N/A	N/A	N/A	N/A	N/A	N/A		
2019	None - Tax Expenditure	Tax Exemption	Tax Exemption	WOMANS NATL DEMOCRATIC CLUB	\$127,069	1526 NEW HAMPSHIRE AVE	Ward	N/A	N/A	N/A	N/A	N/A	N/A	N/A	N/A	N/A	N/A	N/A	N/A	N/A	N/A	N/A	N/A	N/A	N/A		
2019	None - Tax Expenditure	Real Property Tax Abatement	Tax Abatement	JMP APARTMENTS LLC	\$1,425,403	1550 7TH ST NW	Ward	N/A	N/A	N/A	N/A	N/A	N/A	N/A	N/A	N/A	N/A	N/A	N/A	N/A	N/A	N/A	N/A	N/A	N/A		
2019	None - Tax Expenditure	Tax Exemption	Tax Exemption	NORTHWEST COOPERATIVE HOMES	\$115,627	1600 1ST ST NW	Ward	N/A	N/A	N/A	N/A	N/A	N/A	N/A	N/A	N/A	N/A	N/A	N/A	N/A	N/A	N/A	N/A	N/A	N/A		
2019	None - Tax Expenditure	Tax Exemption	Tax Exemption	THE PHILLIPS COLLECTION	\$450,533	1600 21ST ST NW	Ward	N/A	N/A	N/A	N/A	N/A	N/A	N/A	N/A	N/A	N/A	N/A	N/A	N/A	N/A	N/A	N/A	N/A	N/A		
2019	None - Tax Expenditure	Tax Exemption	Tax Exemption	ASBURY DWELLINGS INC	\$203,103	1616 MARION ST NW	Ward	N/A	N/A	N/A	N/A	N/A	N/A	N/A	N/A	N/A	N/A	N/A	N/A	N/A	N/A	N/A	N/A	N/A	N/A		
2019	Department of Insurance, Securities and Banking	District of Columbia Business Capital Program	Loan	National Children's Museum	\$1,000,000	1700 K st, NW	Ward 21	N/A	N/A	N/A	N/A	N/A	N/A	N/A	N/A	N/A	N/A	N/A	N/A	N/A	N/A	Development of New Museum in East End Commercial District	N/A	N/A	N/A	East End commercial district gained an anchor cultural and scientific facility that can support Science, Technology, Engineering, Arts, and Mathematics education for City young people.	
2019	None - Tax Expenditure	Tax Exemption	Tax Exemption	GALES PLACE ASSOCIATES LIMITED PARTNERSHIP	\$98,392	1701 - 1713 BENNING RD N	Ward	N/A	N/A	N/A	N/A	N/A	N/A	N/A	N/A	N/A	N/A	N/A	N/A	N/A	N/A	N/A	N/A	N/A	N/A		
2019	Department of Housing and Community Development	Community Development Block Grant (CDBG)	Grant (Federal)	Bread for the City Inc.	\$3,600,000	1708 Good Hope Rd SE	Ward 4	6	N/A	N/A	N/A	N/A	N/A	N/A	N/A	N/A	N/A	N/A	N/A	N/A	N/A	27,650 sq ft community facility	In Progress	Partial - Under Construction	Yes	Development includes: a medical clinic, jobs center, and food pantry	
2019	None - Tax Expenditure	Tax Exemption	Tax Exemption	CHANNING PHILLIPS HOMES LLC	\$642,009	1718-1722 7TH ST NW	Ward	N/A	N/A	N/A	N/A	N/A	N/A	N/A	N/A	N/A	N/A	N/A	N/A	N/A	N/A	N/A	N/A	N/A	N/A		
2019	None - Tax Expenditure	Tax Exemption	Tax Exemption	LINCOLN-WESTMORELAND HOUSING	\$548,427	1726-1734 7TH ST NW	Ward	N/A	N/A	N/A	N/A	N/A	N/A	N/A	N/A	N/A	N/A	N/A	N/A	N/A	N/A	N/A	N/A	N/A	N/A		
2019	None - Tax Expenditure	Qualified Supermarket Tax Incentive	Tax Exemption	Safeway Inc. Cpts #4202	\$201,082	1747 Columbia Rd NW	Ward	N/A	N/A	N/A	N/A	N/A	N/A	N/A	N/A	N/A	N/A	N/A	N/A	N/A	N/A	N/A	N/A	N/A	N/A		
2019	None - Tax Expenditure	Real Property Tax Abatement	Tax Abatement	DC STADIUM LLC	\$1,459,222	1930 1ST ST SW	Ward	N/A	N/A	N/A	N/A	N/A	N/A	N/A	N/A	N/A	N/A	N/A	N/A	N/A	N/A	N/A	N/A	N/A	N/A		
2019	None - Tax Expenditure	Real Property Tax Abatement	Tax Abatement	2 M STREET REDEVELOPMENT LLC	\$769,349	2 M ST NE	Ward	N/A	N/A	N/A	N/A	N/A	N/A	N/A	N/A	N/A	N/A	N/A	N/A	N/A	N/A	N/A	N/A	N/A	N/A		
2019	None - Tax Expenditure	Tax Exemption	Tax Exemption	Paul Laurence Dunbar Apartments LP	\$300,082	2001 15th St NW	Ward	N/A	N/A	N/A	N/A	N/A	N/A	N/A	N/A	N/A	N/A	N/A	N/A	N/A	N/A	N/A	N/A	N/A	N/A		
2019	None - Tax Expenditure	Tax Exemption	Tax Exemption	CARVER TERRACE LP	\$230,660	2008 - 2014 MARYLAND AV	Ward	N/A	N/A	N/A	N/A	N/A	N/A	N/A	N/A	N/A	N/A	N/A	N/A	N/A	N/A	N/A	N/A	N/A	N/A		
2019	Department of Insurance, Securities and Banking	District of Columbia Business Capital Program	Loan	Plenary Enterprises LLC	\$80,000	2012 Rhode Island Ave, NE	Ward 6	1	N/A	N/A	N/A	N/A	N/A	N/A	N/A	N/A	N/A	N/A	N/A	N/A	N/A	Support Development of Walter Reed Campus	N/A	N/A	N/A	Continuing development of Walter Reed complex as an economic ballast for upper Ward 4	

FY	Agency	Incentive Name	Incentive Type	Recipient Name	Incentive Amount	MAR Address of Investment	MAR Ward	Number of District Residents Employed	Number of CBEs	Total Affordable Units Produced or Preserved	30% AMI	50% AMI	60% AMI	80% AMI	1 BRs	2 BRs	3 BRs	4+ BRs	Efficiency	SRO	Unknown BRs	Amenity Produced or Enhanced	Is recipient in compliance with District resident employment requirements?	CBE Compliant?	Affordable Housing Compliance? (Covenanted?)	Additional Incentive Benefits	MAR_ID
2019	Department of Insurance, Securities and Banking	District of Columbia Business Capital Program	Loan	Po Boy Jim LLC	\$175,000	2012 Rhode Island Ave, NE	Ward 33	N/A	N/A	N/A	N/A	N/A	N/A	N/A	N/A	N/A	N/A	N/A	N/A	N/A	N/A	Restaurant Expansion to New Location	N/A	N/A	N/A	Restaurant has been a keystone in the H Street revitalization; the new location that this financing supported has shored up the commercial zone in East Shaw.	
2019	Deputy Mayor for Planning and Economic Development	Makerspace Marketplace Grant	Grant	Ronald Dixon	\$250,000	2066 Rhode Island Ave, NE	Ward N/A	N/A	N/A	N/A	N/A	N/A	N/A	N/A	N/A	N/A	N/A	N/A	N/A	N/A	N/A	Enhancements to Makerspace/Marketplaces	N/A	Not Available	N/A	Provide Funding to Makerspaces/Marketplaces	
2019	Deputy Mayor for Planning and Economic Development	Industrial Revenue Bond	Revenue Bond	Howard Center-Provident Group	\$33,175,000	2225 Georgia Ave NW	Ward N/A	N/A	N/A	N/A	N/A	N/A	N/A	N/A	N/A	N/A	N/A	N/A	N/A	N/A	N/A	Acquisition and Renovation of Student Dormitory Facilities	Awaiting Fir	Not Available	N/A		
2019	None - Tax Expenditure	Tax Exemption	Tax Exemption	VIEW 14 INVESTMENTS LLC	\$927,354	2305 14TH ST NW	Ward N/A	N/A	N/A	N/A	N/A	N/A	N/A	N/A	N/A	N/A	N/A	N/A	N/A	N/A	N/A	N/A	N/A	N/A	N/A		
2019	Deputy Mayor for Planning and Economic Development	Neighborhood Prosperity Fund	Grant	Banneker Ventures	\$750,000	2313 Martin Luther King, Jr.	Ward Not Availa	N/A	N/A	N/A	N/A	N/A	N/A	N/A	N/A	N/A	N/A	N/A	N/A	N/A	N/A	Commercial Revitalization	N/A	Not Available	N/A	NPF funding provides gap financing for commercial portions of projects	
2019	None - Tax Expenditure	Tax Exemption	Tax Exemption	2321 4TH STREET LLC	\$402,717	2321 4TH ST NE	Ward N/A	N/A	N/A	N/A	N/A	N/A	N/A	N/A	N/A	N/A	N/A	N/A	N/A	N/A	N/A	N/A	N/A	N/A	N/A		
2019	None - Tax Expenditure	Tax Exemption	Tax Exemption	WOODMONT CROSSING INVESTOR LLC	\$149,428	2321 GOOD HOPE CT SE	Ward N/A	N/A	N/A	N/A	N/A	N/A	N/A	N/A	N/A	N/A	N/A	N/A	N/A	N/A	N/A	N/A	N/A	N/A	N/A		
2019	None - Tax Expenditure	Real Property Tax Abatement	Tax Abatement	2300 PENNSYLVANIA AVENUE LLC	\$122,483	2323 PENNSYLVANIA AVE S	Ward N/A	N/A	N/A	N/A	N/A	N/A	N/A	N/A	N/A	N/A	N/A	N/A	N/A	N/A	N/A	N/A	N/A	N/A	N/A		
2019	Deputy Mayor for Planning and Economic Development	Industrial Revenue Bond	Revenue Bond	Rocketship PCS	\$28,075,000	2335 Raynolds Place SE	Ward Not Availa	N/A	N/A	N/A	N/A	N/A	N/A	N/A	N/A	N/A	N/A	N/A	N/A	N/A	N/A	School Facility Acquisition	N/A	N/A	N/A	shall be comprised of (a) approximately \$32,000,000 to finance, refinance, or reimburse all or a portion of Launchpad Development Company's cost of the acquisition of a facility located at 2335 Raynolds Place, S.E. Washington, D.C., for use by Rocketship Education D.C. Public Charter	
2019	None - Tax Expenditure	Tax Exemption	Tax Exemption	American College of Cardiology Foundation	\$1,605,093	2400 N ST NW	Ward N/A	N/A	N/A	N/A	N/A	N/A	N/A	N/A	N/A	N/A	N/A	N/A	N/A	N/A	N/A	N/A	N/A	N/A	N/A		
2019	None - Tax Expenditure	Tax Exemption	Tax Exemption	DAVID LLOYD KREEGER FOUNDATION	\$272,705	2401 FOXHALL RD NW	Ward N/A	N/A	N/A	N/A	N/A	N/A	N/A	N/A	N/A	N/A	N/A	N/A	N/A	N/A	N/A	N/A	N/A	N/A	N/A		
2019	None - Tax Expenditure	Tax Exemption	Tax Exemption	ISRAEL SENIOR RESIDENCES LLC	\$79,504	2401 WASHINGTON PL NE	Ward N/A	N/A	N/A	N/A	N/A	N/A	N/A	N/A	N/A	N/A	N/A	N/A	N/A	N/A	N/A	N/A	N/A	N/A	N/A		
2019	None - Tax Expenditure	Qualified Supermarket Tax Incentive	Tax Exemption	Costco Wholesale Corporation	\$386,341	2441 Market Street, NE	Ward N/A	N/A	N/A	N/A	N/A	N/A	N/A	N/A	N/A	N/A	N/A	N/A	N/A	N/A	N/A	N/A	N/A	N/A	N/A		
2019	None - Tax Expenditure	Real Property Tax Abatement	Tax Abatement	T-C REPUBLIC SQUARE OWNER LLC	\$5,225,116	25 MASSACHUSETTS AVE N	Ward N/A	N/A	N/A	N/A	N/A	N/A	N/A	N/A	N/A	N/A	N/A	N/A	N/A	N/A	N/A	N/A	N/A	N/A	N/A		
2019	None - Tax Expenditure	Real Property Tax Abatement	Tax Abatement	UNION PLACE PHASE I LLC	\$1,327,627	250 K ST NE	Ward N/A	N/A	N/A	N/A	N/A	N/A	N/A	N/A	N/A	N/A	N/A	N/A	N/A	N/A	N/A	N/A	N/A	N/A	N/A		
2019	None - Tax Expenditure	Tax Exemption	Tax Exemption	Alabama Affordable Housing LP	\$89,714	2513 Alabama Ave SE	Ward N/A	N/A	N/A	N/A	N/A	N/A	N/A	N/A	N/A	N/A	N/A	N/A	N/A	N/A	N/A	N/A	N/A	N/A	N/A		

FY	Agency	Incentive Name	Incentive Type	Recipient Name	Incentive Amount	MAR Address of Investment	MAR Ward	Number of District Residents Employed	Number of CBEs	Total Affordable Units Produced or Preserved	30% AMI	50% AMI	60% AMI	80% AMI	1 BRs	2 BRs	3 BRs	4+ BRs	Efficiency	SRO	Unknown BRs	Amenity Produced or Enhanced	Is recipient in compliance with District resident employment requirements?	CBE Compliant?	Affordable Housing Compliance? (Covenanted)	Additional Incentive Benefits	MAR_ID
2019	None - Tax Expenditure	Tax Exemption	Tax Exemption	GLENN ARMS PRESERVATION LP	\$92,701	2524 17TH ST NW	Ward	N/A	N/A	N/A	N/A	N/A	N/A	N/A	N/A	N/A	N/A	N/A	N/A	N/A	N/A	N/A	N/A	N/A	N/A		
2019	None - Tax Expenditure	Real Property Tax Abatement	Tax Abatement	2700 CONNECTICUT AVENUE LLC	\$137,833	2700 CONNECTICUT AVE NW	Ward	N/A	N/A	N/A	N/A	N/A	N/A	N/A	N/A	N/A	N/A	N/A	N/A	N/A	N/A	N/A	N/A	N/A	N/A		
2019	None - Tax Expenditure	Tax Exemption	Tax Exemption	FHF I WOODLEY PARK LLC	\$1,068,239	2701 CALVERT ST NW	Ward	N/A	N/A	N/A	N/A	N/A	N/A	N/A	N/A	N/A	N/A	N/A	N/A	N/A	N/A	N/A	N/A	N/A	N/A		
2019	None - Tax Expenditure	Tax Exemption	Tax Exemption	SAMUEL J SIMMONS NCBA ESTATES #1	\$348,156	2801 14TH ST NW	Ward	N/A	N/A	N/A	N/A	N/A	N/A	N/A	N/A	N/A	N/A	N/A	N/A	N/A	N/A	N/A	N/A	N/A	N/A		
2019	None - Tax Expenditure	Tax Exemption	Tax Exemption	PARKWAY OVERLOOK LP	\$173,599	2835 - 2841 ROBINSON PL SW	Ward	N/A	N/A	N/A	N/A	N/A	N/A	N/A	N/A	N/A	N/A	N/A	N/A	N/A	N/A	N/A	N/A	N/A	N/A		
2019	None - Tax Expenditure	Tax Exemption	Tax Exemption	COLUMBIA HGTS VILLAGE APARTMENT LP	\$1,117,692	2900 14TH ST NW	Ward	N/A	N/A	N/A	N/A	N/A	N/A	N/A	N/A	N/A	N/A	N/A	N/A	N/A	N/A	N/A	N/A	N/A	N/A		
2019	None - Tax Expenditure	Real Property Tax Abatement	Tax Abatement	STEUART H STREET LLC	\$760,610	300 - 380 H ST NE - 360H	Ward	N/A	N/A	N/A	N/A	N/A	N/A	N/A	N/A	N/A	N/A	N/A	N/A	N/A	N/A	N/A	N/A	N/A	N/A		
2019	None - Tax Expenditure	Qualified Supermarket Tax Incentive	Tax Exemption	Steuart H Street LLC Steuart Investment (Giant)	\$249,374	300 H St NE	Ward	N/A	N/A	N/A	N/A	N/A	N/A	N/A	N/A	N/A	N/A	N/A	N/A	N/A	N/A	N/A	N/A	N/A	N/A		
2019	None - Tax Expenditure	Tax Exemption	Tax Exemption	EAST RIVER PRESERVATION PARTNERS LLC	\$100,091	305 37th St SE	Ward	N/A	N/A	N/A	N/A	N/A	N/A	N/A	N/A	N/A	N/A	N/A	N/A	N/A	N/A	N/A	N/A	N/A	N/A		
2019	Deputy Mayor for Planning and Economic Development	Industrial Revenue Bond	Revenue Bond	DCI - Public Charter School	\$51,365,000	3220 16th St NW	Ward	N/A	N/A	N/A	N/A	N/A	N/A	N/A	N/A	N/A	N/A	N/A	N/A	N/A	N/A	Construction of 35,000 sq ft Gym; Facility Renovations	N/A	Not Available	N/A	International School (DCI) plans to renovate 135,000 square feet and build a 35,000 square foot STEAM and Gym addition on Building 11, Delano Hall, on the Walter Reed campus. The building will serve as DCI's permanent home and be subleased to Latin American Montessori Bilingual	
2019	None - Tax Expenditure	Tax Exemption	Tax Exemption	3232 GEORGIA RESIDENTIAL LLC	\$122,522	3232 GEORGIA AVE NW	Ward	N/A	N/A	N/A	N/A	N/A	N/A	N/A	N/A	N/A	N/A	N/A	N/A	N/A	N/A	N/A	N/A	N/A	N/A		
2019	None - Tax Expenditure	Tax Exemption	Tax Exemption	SAMUEL KELSEY REDEVELOPMENT LIMITED PARTNERSHIP	\$455,051	3300 14TH ST NW	Ward	N/A	N/A	N/A	N/A	N/A	N/A	N/A	N/A	N/A	N/A	N/A	N/A	N/A	N/A	N/A	N/A	N/A	N/A		
2019	None - Tax Expenditure	Tax Exemption	Tax Exemption	Douglas Knoll Cooperative Limited Partnership	\$92,342	3331 22nd St SE	Ward	N/A	N/A	N/A	N/A	N/A	N/A	N/A	N/A	N/A	N/A	N/A	N/A	N/A	N/A	N/A	N/A	N/A	N/A		
2019	None - Tax Expenditure	Real Property Tax Abatement	Tax Abatement	GATEWAY MARKET LLC	\$309,928	340 FLORIDA AVE NE	Ward	N/A	N/A	N/A	N/A	N/A	N/A	N/A	N/A	N/A	N/A	N/A	N/A	N/A	N/A	N/A	N/A	N/A	N/A		
2019	Deputy Mayor for Planning and Economic Development	Legacy Business	Grant	Dance Institute of Washington, Inc.,	\$125,000	3401 14th st NW	Ward	N/A	N/A	N/A	N/A	N/A	N/A	N/A	N/A	N/A	N/A	N/A	N/A	N/A	N/A	Dance Studio Modernization and Renovation	Yes	Not Available	N/A	Washington will commence phase two of its state-of-the-art dance studios located in Columbia Heights, working to modernize and enhance its learning and work environments to meet the growing demand and needs of DIW's students, teachers, and community partners.	

FY	Agency	Incentive Name	Incentive Type	Recipient Name	Incentive Amount	MAR Address of Investment	MAR Ward	Number of District Residents Employed	Number of CBEs	Total Affordable Units Produced or Preserved	30% AMI	50% AMI	60% AMI	80% AMI	1 BRs	2 BRs	3 BRs	4+ BRs	Efficiency	SRO	Unknown BRs	Amenity Produced or Enhanced	Is recipient in compliance with District resident employment requirements?	CBE Compliant?	Affordable Housing Compliance? (Covenanted)	Additional Incentive Benefits	MAR_ID
2019	Deputy Mayor for Planning and Economic Development	Neighborhood Prosperity Fund	Grant	3451 Benning LLC	\$750,000	3451 Benning Road, NE	Ward	Not Availa	N/A	N/A	N/A	N/A	N/A	N/A	N/A	N/A	N/A	N/A	N/A	N/A	N/A	Commercial Revitalization	N/A	Not Available	N/A	NPF funding provides gap financing for commercial portions of projects	
2019	None - Tax Expenditure	Tax Exemption	Tax Exemption	CAVALIER APARTMENTS LP	\$347,015	3500 14TH ST NW	Ward	N/A	N/A	N/A	N/A	N/A	N/A	N/A	N/A	N/A	N/A	N/A	N/A	N/A	N/A	N/A	N/A	N/A	N/A		
2019	None - Tax Expenditure	Tax Exemption	Tax Exemption	MILESTONE EAST CAPITOL 3 LLC	\$79,925	3501 - 3547 EAST CAPITOL S	Ward	N/A	N/A	N/A	N/A	N/A	N/A	N/A	N/A	N/A	N/A	N/A	N/A	N/A	N/A	N/A	N/A	N/A	N/A		
2019	None - Tax Expenditure	Tax Exemption	Tax Exemption	Parkside Terrace Development LLC	\$306,224	3700 9th St SE	Ward	N/A	N/A	N/A	N/A	N/A	N/A	N/A	N/A	N/A	N/A	N/A	N/A	N/A	N/A	N/A	N/A	N/A	N/A		
2019	None - Tax Expenditure	Tax Exemption	Tax Exemption	JAY STREET ASSOCIATES	\$314,739	3712 - 3722 HAYES ST NE	Ward	N/A	N/A	N/A	N/A	N/A	N/A	N/A	N/A	N/A	N/A	N/A	N/A	N/A	N/A	N/A	N/A	N/A	N/A		
2019	None - Tax Expenditure	Tax Exemption	Tax Exemption	MAYFAIR MANSIONS LIMITED PARTNERSHIP	\$264,752	3720 - 3820 HAYES ST NE	Ward	N/A	N/A	N/A	N/A	N/A	N/A	N/A	N/A	N/A	N/A	N/A	N/A	N/A	N/A	N/A	N/A	N/A	N/A		
2019	None - Tax Expenditure	Qualified Supermarket Tax Incentive	Tax Exemption	Safeway Inc. Cpts	\$330,382	3830 Georgia Ave NW	Ward	N/A	N/A	N/A	N/A	N/A	N/A	N/A	N/A	N/A	N/A	N/A	N/A	N/A	N/A	N/A	N/A	N/A	N/A		
2019	None - Tax Expenditure	Real Property Tax Abatement	Tax Abatement	3910 GEORGIA AVE ASSOCIATES LP 1-A	\$178,698	3910 - 3912 GEORGIA AVE N	Ward	N/A	N/A	N/A	N/A	N/A	N/A	N/A	N/A	N/A	N/A	N/A	N/A	N/A	N/A	N/A	N/A	N/A	N/A		
2019	None - Tax Expenditure	Real Property Tax Abatement	Tax Abatement	4000 MASSACHUSETTS AV LLC	\$1,754,922	4000 MASSACHUSETTS AVE	Ward	N/A	N/A	N/A	N/A	N/A	N/A	N/A	N/A	N/A	N/A	N/A	N/A	N/A	N/A	N/A	N/A	N/A	N/A		
2019	None - Tax Expenditure	Qualified Supermarket Tax Incentive	Tax Exemption	FC 1212 LLC (Harris Teeter) 6	\$536,816	401 M St. SE	Ward	N/A	N/A	N/A	N/A	N/A	N/A	N/A	N/A	N/A	N/A	N/A	N/A	N/A	N/A	N/A	N/A	N/A	N/A		
2019	Deputy Mayor for Planning and Economic Development	Makerspace Marketplace Grant	Grant	Mary Blackford	\$249,000	4020 Minnesota Ave, NE 20	Ward	N/A	N/A	N/A	N/A	N/A	N/A	N/A	N/A	N/A	N/A	N/A	N/A	N/A	N/A	Enhancements to Makerspace/Marketplaces	N/A	Not Available	N/A	Provide Funding to Makerspaces/Marketplaces	
2019	None - Tax Expenditure	Real Property Tax Abatement	Tax Abatement	4100 GEORGIA AVE LIMITED PARTNERSHIP	\$143,277	4100 GEORGIA AVE NW	Ward	N/A	N/A	N/A	N/A	N/A	N/A	N/A	N/A	N/A	N/A	N/A	N/A	N/A	N/A	N/A	N/A	N/A	N/A		
2019	None - Tax Expenditure	Tax Exemption	Tax Exemption	4100 Georgia Ave Limited Partnership	\$143,277	4100 Georgia Ave NW	Ward	N/A	N/A	N/A	N/A	N/A	N/A	N/A	N/A	N/A	N/A	N/A	N/A	N/A	N/A	N/A	N/A	N/A	N/A		
2019	None - Tax Expenditure	Tax Exemption	Tax Exemption	HILLWOOD ESTATE MUSEUM AND GARDENS	\$658,496	4155 LINNEAN AVE NW	Ward	N/A	N/A	N/A	N/A	N/A	N/A	N/A	N/A	N/A	N/A	N/A	N/A	N/A	N/A	N/A	N/A	N/A	N/A		
2019	None - Tax Expenditure	Tax Exemption	Tax Exemption	STANDARD FCP VENTURE LP	\$335,871	4200 - 4268 EAST CAPITOL S	Ward	N/A	N/A	N/A	N/A	N/A	N/A	N/A	N/A	N/A	N/A	N/A	N/A	N/A	N/A	N/A	N/A	N/A	N/A		
2019	None - Tax Expenditure	Tax Exemption	Tax Exemption	BELMONT CROSSING PARTNERS LLC	\$136,288	4201 - 4237 7TH ST SE	Ward	N/A	N/A	N/A	N/A	N/A	N/A	N/A	N/A	N/A	N/A	N/A	N/A	N/A	N/A	N/A	N/A	N/A	N/A		
2019	None - Tax Expenditure	Tax Exemption	Tax Exemption	4236 4TH STREET SE LLC	\$84,522	4232 - 4238 4TH ST SE	Ward	N/A	N/A	N/A	N/A	N/A	N/A	N/A	N/A	N/A	N/A	N/A	N/A	N/A	N/A	N/A	N/A	N/A	N/A		
2019	None - Tax Expenditure	Tax Exemption	Tax Exemption	Atlantic Terrace LTD	\$95,072	4301 3rd ST SE	Ward	N/A	N/A	N/A	N/A	N/A	N/A	N/A	N/A	N/A	N/A	N/A	N/A	N/A	N/A	N/A	N/A	N/A	N/A		
2019	Deputy Mayor for Planning and Economic Development	Legacy Business	Grant	Deane Avenue Cleaners	\$125,000	4309 Nannie Helen Burroug	Ward	N/A	N/A	N/A	N/A	N/A	N/A	N/A	N/A	N/A	N/A	N/A	N/A	N/A	N/A	Equipment Upgrades	N/A	Not Available	N/A	is looking to re-invent itself as a more efficient, environmentally friendly business. Dean Avenue Cleaners proposes to use the Legacy Business Grant funds to replace outdated dry-cleaning equipment with more efficient, eco-friendly equipment to keep pace with the fast- changing dry cleaning industry.	
2019	None - Tax Expenditure	Tax Exemption	Tax Exemption	BENNING HEIGHTS INVESTOR LLC	\$141,702	4341 E ST SE	Ward	N/A	N/A	N/A	N/A	N/A	N/A	N/A	N/A	N/A	N/A	N/A	N/A	N/A	N/A	N/A	N/A	N/A	N/A		

FY	Agency	Incentive Name	Incentive Type	Recipient Name	Incentive Amount	MAR Address of Investment	MAR Ward	Number of District Residents Employed	Number of CBEs	Total Affordable Units Produced or Preserved	30% AMI	50% AMI	60% AMI	80% AMI	1 BRs	2 BRs	3 BRs	4+ BRs	Efficiency	SRO	Unknown BRs	Amenity Produced or Enhanced	Is recipient in compliance with District resident employment requirements?	CBE Compliant?	Affordable Housing Compliance? (Covenanted)	Additional Incentive Benefits	MAR ID	
2019	Deputy Mayor for Planning and Economic Development	Neighborhood Prosperity Fund	Grant	441 Kennedy Street NW ACDC LLC	\$250,000	441 Kennedy st, NW	Ward	N/A	N/A	N/A	N/A	N/A	N/A	N/A	N/A	N/A	N/A	N/A	N/A	N/A	N/A	N/A	Commercial Revitalization	N/A	Not Available	N/A	NPF funding provides gap financing for commercial portions of projects	
2019	None - Tax Expenditure	Tax Exemption	Tax Exemption	00003 LANSBURGH THEATER INC	\$540,873	450 7TH ST NW	Ward	N/A	N/A	N/A	N/A	N/A	N/A	N/A	N/A	N/A	N/A	N/A	N/A	N/A	N/A	N/A	N/A	N/A	N/A	N/A		
2019	None - Tax Expenditure	Tax Exemption	Tax Exemption	Carver Senior Apartments Limited Partnership	\$120,299	4800 East Capitol St NE	Ward	N/A	N/A	N/A	N/A	N/A	N/A	N/A	N/A	N/A	N/A	N/A	N/A	N/A	N/A	N/A	N/A	N/A	N/A	N/A		
2019	None - Tax Expenditure	Tax Exemption	Tax Exemption	4800 NHB LP	\$440,496	4800 NANNIE HELEN BURROUGHS	Ward	N/A	N/A	N/A	N/A	N/A	N/A	N/A	N/A	N/A	N/A	N/A	N/A	N/A	N/A	N/A	N/A	N/A	N/A	N/A		
2019	Deputy Mayor for Planning and Economic Development	Makerspace Marketplace Grant	Grant	Rockson Community Development Corporation	\$249,000	4800 Nannie Helen Burroughs	Ward	N/A	N/A	N/A	N/A	N/A	N/A	N/A	N/A	N/A	N/A	N/A	N/A	N/A	N/A	N/A	Enhancements to Makerspaces/Marketplaces	N/A	Not Available	N/A	Provide Funding to Makerspaces/Marketplaces	
2019	None - Tax Expenditure	Tax Exemption	Tax Exemption	COLONY HOUSE NONPROFIT HOUSING CORPORATION	\$100,260	4921 GEORGIA AVE NW	Ward	N/A	N/A	N/A	N/A	N/A	N/A	N/A	N/A	N/A	N/A	N/A	N/A	N/A	N/A	N/A	N/A	N/A	N/A	N/A		
2019	None - Tax Expenditure	Tax Exemption	Tax Exemption	Deanwood Hills LLC	\$128,104	5201 Hayes ST NE	Ward	N/A	N/A	N/A	N/A	N/A	N/A	N/A	N/A	N/A	N/A	N/A	N/A	N/A	N/A	N/A	N/A	N/A	N/A	N/A		
2019	None - Tax Expenditure	Tax Exemption	Tax Exemption	NORTH CAPITOL AT PLYMOUTH INC	\$111,065	5233 NORTH CAPITOL ST NE	Ward	N/A	N/A	N/A	N/A	N/A	N/A	N/A	N/A	N/A	N/A	N/A	N/A	N/A	N/A	N/A	N/A	N/A	N/A	N/A		
2019	None - Tax Expenditure	Real Property Tax Abatement	Tax Abatement	BCB APARTMENTS LLC	\$121,662	5432 CONNECTICUT AVE NW	Ward	N/A	N/A	N/A	N/A	N/A	N/A	N/A	N/A	N/A	N/A	N/A	N/A	N/A	N/A	N/A	N/A	N/A	N/A	N/A		
2019	None - Tax Expenditure	Real Property Tax Abatement	Tax Abatement	ARCHSTONE NORTH CAPITOL HILL	\$1,086,522	55 M ST NE	Ward	N/A	N/A	N/A	N/A	N/A	N/A	N/A	N/A	N/A	N/A	N/A	N/A	N/A	N/A	N/A	N/A	N/A	N/A	N/A		
2019	None - Tax Expenditure	Tax Exemption	Tax Exemption	The Freedom Forum Inc.	\$5,601,306	555 Pennsylvania Ave NW	Ward	N/A	N/A	N/A	N/A	N/A	N/A	N/A	N/A	N/A	N/A	N/A	N/A	N/A	N/A	N/A	N/A	N/A	N/A	N/A		
2019	None - Tax Expenditure	Real Property Tax Abatement	Tax Abatement	NOMA DEVELOPMENT LLC	\$984,275	60 L ST NE	Ward	N/A	N/A	N/A	N/A	N/A	N/A	N/A	N/A	N/A	N/A	N/A	N/A	N/A	N/A	N/A	N/A	N/A	N/A	N/A		
2019	None - Tax Expenditure	Real Property Tax Abatement	Tax Abatement	CI GD PARKSIDE 7 LLC	\$188,754	600 KENILWORTH AVE NE	Ward	N/A	N/A	N/A	N/A	N/A	N/A	N/A	N/A	N/A	N/A	N/A	N/A	N/A	N/A	N/A	N/A	N/A	N/A	N/A		
2019	Deputy Mayor for Planning and Economic Development	Industrial Revenue Bond	Revenue Bond	Friendship PCS	\$17,200,000	6130 North Capitol St, NW	Ward	N/A	N/A	N/A	N/A	N/A	N/A	N/A	N/A	N/A	N/A	N/A	N/A	N/A	N/A	N/A	School Facility Renovations	N/A	N/A	N/A	Proceeds from these Bonds will be used to finance, refinance or reimburse the Borrower for certain costs associated with the acquisition, rehabilitation and renovation of the old Ideal PC school facilities located at 6130 North Capitol Street, N.W. in Washington, D.C.	
2019	None - Tax Expenditure	Tax Exemption	Tax Exemption	THEA HARMAN CENTER LLC	\$999,324	620 F ST NW	Ward	N/A	N/A	N/A	N/A	N/A	N/A	N/A	N/A	N/A	N/A	N/A	N/A	N/A	N/A	N/A	N/A	N/A	N/A	N/A		
2019	None - Tax Expenditure	Tax Exemption	Tax Exemption	TAKOMA PLACE INVESTOR LLC	\$109,401	6650 GEORGIA AVE NW	Ward	N/A	N/A	N/A	N/A	N/A	N/A	N/A	N/A	N/A	N/A	N/A	N/A	N/A	N/A	N/A	N/A	N/A	N/A	N/A		
2019	Department of Insurance, Securities and Banking	District of Columbia Business Capital Program	Loan	First Choice Masonry, Inc.	\$1,000,000	6708 Alexander Bell Drive, Suite 2100	Ward	N/A	N/A	N/A	N/A	N/A	N/A	N/A	N/A	N/A	N/A	N/A	N/A	N/A	N/A	N/A	N/A	N/A	N/A	N/A	Preservation of apprenticeship program in masonry for primarily residents of Wards 7 & 8 and returning citizens.	
2019	None - Tax Expenditure	Tax Exemption	Tax Exemption	ABRAMS HALL SENIOR LP	\$918,902	6900 Georgia Ave NW	Ward	N/A	N/A	N/A	N/A	N/A	N/A	N/A	N/A	N/A	N/A	N/A	N/A	N/A	N/A	N/A	N/A	N/A	N/A	N/A		
2019	None - Tax Expenditure	Tax Exemption	Tax Exemption	CHILDREN'S NATIONAL AT WALTER REED LLC	\$2,071,046	7144 13TH ST NW	Ward	N/A	N/A	N/A	N/A	N/A	N/A	N/A	N/A	N/A	N/A	N/A	N/A	N/A	N/A	N/A	N/A	N/A	N/A	N/A		

FY	Agency	Incentive Name	Incentive Type	Recipient Name	Incentive Amount	MAR Address of Investment	MAR Ward	Number of District Residents Employed	Number of CBEs	Total Affordable Units Produced or Preserved	30% AMI	50% AMI	60% AMI	80% AMI	1 BRs	2 BRs	3 BRs	4+ BRs	Efficiency	SRO	Unknown BRs	Amenity Produced or Enhanced	Is recipient in compliance with District resident employment requirements?	CBE Compliant?	Affordable Housing Compliance? (Covenanted)	Additional Incentive Benefits	MAR_ID
2019	None - Tax Expenditure	Tax Exemption	Tax Exemption	APA 750 LLC	\$761,794	750 First St NE	Ward	N/A	N/A	N/A	N/A	N/A	N/A	N/A	N/A	N/A	N/A	N/A	N/A	N/A	N/A	N/A	N/A	N/A	N/A		
2019	None - Tax Expenditure	Real Property Tax Abatement	Tax Abatement	801 NEW JERSEY PHASE 1 LLC	\$1,068,416	77 H ST NW	Ward	N/A	N/A	N/A	N/A	N/A	N/A	N/A	N/A	N/A	N/A	N/A	N/A	N/A	N/A	N/A	N/A	N/A	N/A		
2019	None - Tax Expenditure	Real Property Tax Abatement	Tax Abatement	801 NEW JERSEY PHASE 1 LLC	\$868,767	77 H ST NW	Ward	N/A	N/A	N/A	N/A	N/A	N/A	N/A	N/A	N/A	N/A	N/A	N/A	N/A	N/A	N/A	N/A	N/A	N/A		
2019	None - Tax Expenditure	Tax Exemption	Tax Exemption	WASHINGTON CHINATOWN DEVELOPMENT COMPANY	\$394,101	800 6TH ST NW	Ward	N/A	N/A	N/A	N/A	N/A	N/A	N/A	N/A	N/A	N/A	N/A	N/A	N/A	N/A	N/A	N/A	N/A	N/A		
2019	None - Tax Expenditure	Tax Exemption	Tax Exemption	Kenilworth Ave Apartments LLC	\$158,278	800 Kenilworth Ave NE	Ward	N/A	N/A	N/A	N/A	N/A	N/A	N/A	N/A	N/A	N/A	N/A	N/A	N/A	N/A	N/A	N/A	N/A	N/A		
2019	None - Tax Expenditure	Tax Exemption	Tax Exemption	800 SOUTHERN AVENUE LLC	\$227,834	800 SOUTHERN AVE SE	Ward	N/A	N/A	N/A	N/A	N/A	N/A	N/A	N/A	N/A	N/A	N/A	N/A	N/A	N/A	N/A	N/A	N/A	N/A		
2019	None - Tax Expenditure	Qualified Supermarket Tax Incentive	Tax Exemption	WASHINGTON CONVENTION AND SPORTS AUTHORITY	\$2,032,066	801 Mt Vernon Pl NW	Ward	N/A	N/A	N/A	N/A	N/A	N/A	N/A	N/A	N/A	N/A	N/A	N/A	N/A	N/A	N/A	N/A	N/A	N/A		
2019	Deputy Mayor for Planning and Economic Development	Neighborhood Prosperity Fund	Grant	Dantes Partners	\$150,000	809 – 813 Kennedy st, NW	Ward	N/A	N/A	N/A	N/A	N/A	N/A	N/A	N/A	N/A	N/A	N/A	N/A	N/A	N/A	Commercial Revitalization	N/A	Not Available	N/A	NPF funding provides gap financing for commercial portions of projects	
2019	None - Tax Expenditure	Real Property Tax Abatement	Tax Abatement	UNIZO REAL ESTATE DC THREE LLC	\$2,702,977	820 1ST ST NE	Ward	N/A	N/A	N/A	N/A	N/A	N/A	N/A	N/A	N/A	N/A	N/A	N/A	N/A	N/A	N/A	N/A	N/A			
2019	None - Tax Expenditure	Tax Exemption	Tax Exemption	THE REALTY ASSOCIATES FUND X LP	\$274,777	850 QUINCY ST NW	Ward	N/A	N/A	N/A	N/A	N/A	N/A	N/A	N/A	N/A	N/A	N/A	N/A	N/A	N/A	N/A	N/A	N/A	N/A		
2019	None - Tax Expenditure	Qualified Supermarket Tax Incentive	Tax Exemption	Aldi Inc.	\$155,036	901 17th Street NE	Ward	N/A	N/A	N/A	N/A	N/A	N/A	N/A	N/A	N/A	N/A	N/A	N/A	N/A	N/A	N/A	N/A	N/A	N/A		
2019	None - Tax Expenditure	Tax Exemption	Tax Exemption	THE PEW CHARITABLE TRUSTS	\$1,165,021	901 E ST NW	Ward	N/A	N/A	N/A	N/A	N/A	N/A	N/A	N/A	N/A	N/A	N/A	N/A	N/A	N/A	N/A	N/A	N/A	N/A		
2019	None - Tax Expenditure	Tax Exemption	Tax Exemption	Phyllis Wheatley Redevelopment LLC	\$144,793	901 Rhode Island Ave NW	Ward	N/A	N/A	N/A	N/A	N/A	N/A	N/A	N/A	N/A	N/A	N/A	N/A	N/A	N/A	N/A	N/A	N/A	N/A		
2019	None - Tax Expenditure	Real Property Tax Abatement	Tax Abatement	MOUNT VERNON DEVELOPMENT GROUP LLC	\$105,515	950 3RD ST NW	Ward	N/A	N/A	N/A	N/A	N/A	N/A	N/A	N/A	N/A	N/A	N/A	N/A	N/A	N/A	N/A	N/A	N/A	N/A		
2019	None - Tax Expenditure	Tax Exemption	Tax Exemption	Jubilee Housing Limited Partnership	\$276,609	Jubilee Housing Residential	Ward	N/A	N/A	N/A	N/A	N/A	N/A	N/A	N/A	N/A	N/A	N/A	N/A	N/A	N/A	N/A	N/A	N/A	N/A		
2019	None - Tax Expenditure	Tax Exemption	Tax Exemption	National Community Reinvestment Coalition	\$1,526,637	National Community Reinv	Ward	N/A	N/A	N/A	N/A	N/A	N/A	N/A	N/A	N/A	N/A	N/A	N/A	N/A	N/A	N/A	N/A	N/A	N/A		
2019	None - Tax Expenditure	Tax Exemption	Tax Exemption	Pennsylvania Avenue Development Corporation	\$1,599,772	PENNSYLVANIA AVE NW	Ward	N/A	N/A	N/A	N/A	N/A	N/A	N/A	N/A	N/A	N/A	N/A	N/A	N/A	N/A	N/A	N/A	N/A	N/A		
2019	Department of Housing and Community Development	Housing Preservation Fund	HPF Loan	MHP	\$1,220,000	4419 3rd Street SE	Ward	N/A	N/A	394	0	0	394	0	0	ND	ND	ND	ND	ND	ND	N/A	N/A	N/A	Yes		
2019	Department of Housing and Community Development	Housing Preservation Fund	HPF Loan	NHP	\$1,341,241	1915 Ridgecrest, SE	Ward	N/A	N/A	259	109	0	55	0	95	ND	ND	ND	ND	ND	ND	N/A	N/A	N/A	Yes		
2019	Department of Housing and Community Development	Housing Production Trust Fund	HPTF Loan	St. Elizabeths I LP	\$28,792,923	1100 Alabama Ave SE	Ward	Not Availa	10	202	19	183	0	0	88	35	70	0	9	0	0	N/A	In Progress	Partial - Under Construction	Yes		
2019	Housing Finance Agency	HFA Revenue Bond	Revenue Bond	Randle Hill LLC	\$25,000,000	3300 6th St SE	Ward	Not Availa	N/A	195	20	127	28	20	35	154	2	0	4	0	0	N/A	N/A	DES Data	Yes		
2019	Housing Finance Agency	HFA Revenue Bond	Revenue Bond	Mass Place Apartments, LLC	\$18,500,000	1111 Massachusetts Ave N	Ward	0	1	160	0	0	160	0	9	0	0	0	151	0	0	N/A	N/A - Cance	No	Yes		

FY	Agency	Incentive Name	Incentive Type	Recipient Name	Incentive Amount	MAR Address of Investment	MAR_Ward	Number of District Residents Employed	Number of CBEs	Total Affordable Units Produced or Preserved	30% AMI	50% AMI	60% AMI	80% AMI	1 BRs	2 BRs	3 BRs	4+ BRs	Efficiency	SRO	Unknown BRs	Amenity Produced or Enhanced	Is recipient in compliance with District resident employment requirements?	CBE Compliant?	Affordable Housing Compliance? (Covenanted)	Additional Incentive Benefits	MAR_ID
2019	Department of Housing and Community Development	Housing Preservation Fund	HPF Loan	MANNA	\$1,150,000	1216-1218 Eastern Ave NE	Ward N/A	N/A	N/A	137	134	3	0	0	0	ND	ND	ND	ND	ND	ND	N/A	N/A	N/A	Yes		
2019	Housing Finance Agency	HFA Revenue Bond	Revenue Bond	Stanton Housing LLC	\$23,098,000	2395 Pomeroy Rd SE	Ward 1	12	121	13	108	0	0	60	59	2	0	0	0	0	0	N/A	In Progress	Partial - Under Construction	Yes		
2019	Department of Housing and Community Development	Housing Preservation Fund	HPF Loan	MANNA	\$975,000	1112 Eastern Ave, NE, 2001	Ward N/A	N/A	N/A	116	113	3	0	0	0	ND	ND	ND	ND	ND	ND	N/A	N/A	N/A	Yes		
2019	Housing Finance Agency	HFA Revenue Bond	Revenue Bond	Takoma Place Investor, LLC	\$18,125,000	6676 Georgia Ave NW	Ward Not Availa	9	104	0	0	104	0	4	100	0	0	0	0	0	0	N/A	N/A	Partial - Under Construction	Yes		
2019	Housing Finance Agency	HFA Revenue Bond	Revenue Bond	3500 East Cap Venture LLC	\$18,600,000	3534 East Capitol St NE	Ward 9	26	95	5	90	0	0	23	60	12	0	0	0	0	0	N/A	In Progress	Partial - Under Construction	Yes		
2019	Housing Finance Agency	HFA Revenue Bond	Revenue Bond	Providence Place I LP	\$19,700,000	601 50th St NE	Ward Not Availa	N/A	93	35	0	58	0	52	30	8	3	0	0	0	0	N/A	N/A	Not Available	Yes		
2019	Housing Finance Agency	HFA Revenue Bond	Revenue Bond	Nannie Helen Owner, LLC	\$19,500,000	5127 Nannie Helen Burroug	Ward Not Availa	N/A	86	28	0	58	0	71	15	0	0	0	0	0	0	N/A	N/A	DES Data	Yes		
2019	Housing Finance Agency	HFA Revenue Bond	Revenue Bond	Petworth Station LP	\$12,525,000	930 Randolph St NW	Ward 4	5	84	0	10	74	0	50	8	0	0	0	26	0	0	N/A	In Progress	Partial - Under Construction	Yes		
2019	Housing Finance Agency	HFA Revenue Bond	Revenue Bond	Ainger Place Associates, LLC	\$13,750,000	2412 Ainger Pl SE	Ward 0	14	72	18	54	0	0	34	30	8	0	0	0	0	0	N/A	In Progress	Partial - Under Construction	Yes		
2019	Department of Housing and Community Development	HOME Investment Partnerships Program	Grant (Federal)	Jubilee Housing Inc.	\$1,500,000	1474 Columbia Rd NW	Ward 6	N/A	64	41	7	16	0	32	11	3	0	18	0	0	N/A	Yes	Not Available	Yes			
2019	Housing Finance Agency	HFA Revenue Bond	Revenue Bond	1736 Rhode Island Ave, LLC	\$12,200,000	1736 Rhode Island Ave NE	Ward Not Availa	3	61	13	48	0	0	30	12	19	0	0	0	0	0	N/A	N/A	Partial - Under Construction	Yes		
2019	Department of Housing and Community Development	Housing Preservation Fund	HPF Loan	W.C. Smith	\$700,000	2719 Douglas Place SE	Ward N/A	N/A	61	28	0	0	0	33	ND	ND	ND	ND	ND	ND	N/A	N/A	N/A	Yes			
2019	Housing Finance Agency	HFA Revenue Bond	Revenue Bond	Milestone Senior 4% Owner, LLC	\$5,500,000	3539 A St SE	Ward Not Availa	14	60	15	45	0	0	45	7	0	0	8	0	0	0	N/A	N/A	No	Yes		
2019	Housing Finance Agency	HFA Revenue Bond	Revenue Bond	555 E Street SW Seniors LLC	\$12,000,000	555 E St SW	Ward 4	N/A	58	15	43	0	0	41	0	0	0	17	0	0	0	N/A	In Progress	Not Available	Yes		
2019	Department of Housing and Community Development	Housing Preservation Fund	HPF Loan	Wesley Housing	\$1,250,000	5000 & 5040 New Hampshi	Ward N/A	N/A	53	0	0	0	53	0	ND	ND	ND	ND	ND	ND	N/A	N/A	N/A	Yes			
2019	Department of Housing and Community Development	Housing Production Trust Fund	HPTF Loan	Brightwood Garden Cooperative Inc	\$2,581,255	931 Longfellow St NW	Ward 0	N/A	51	6	33	0	12	39	10	0	0	2	0	0	0	N/A	No	Not Available	Yes		
2019	Department of Housing and Community Development	9% Low Income Housing Tax Credit	Tax Credit (Federal)	Flaherty & Collins Development and Diane's House Ministries	\$718,326	2619 Bladensburg Rd NE	Ward Not Availa	N/A	42	39	3	0	0	0	7	0	0	35	0	0	0	N/A	N/A	Not Available	Yes		

FY	Agency	Incentive Name	Incentive Type	Recipient Name	Incentive Amount	MAR Address of Investment	MAR_Ward	Number of District Residents Employed	Number of CBEs	Total Affordable Units Produced or Preserved	30% AMI	50% AMI	60% AMI	80% AMI	1 BRs	2 BRs	3 BRs	4+ BRs	Efficiency	SRO	Unknown BRs	Amenity Produced or Enhanced	Is recipient in compliance with District resident employment requirements?	CBE Compliant?	Affordable Housing Compliance? (Covenanted?)	Additional Incentive Benefits	MAR_ID
2019	Department of Housing and Community Development	Housing Preservation Fund	HPF Loan	Banneker Ventures (sponsor)	\$640,000	1101 Euclid NW	Ward	N/A	N/A	34	15	0	8	0	11	ND	ND	ND	ND	ND	ND	N/A	N/A	N/A	Yes		
2019	Department of Housing and Community Development	Housing Preservation Fund	HPF Loan	Jubilee	\$425,000	1460 Euclid St NW	Ward	N/A	N/A	30	30	0	0	0	0	20	5	1	0	4	0	N/A	N/A	N/A	Yes		
2019	Department of Housing and Community Development	Housing Production Trust Fund	HPTF Loan	Jubilee Kalorama LLC	\$100,000	1724 Kalorama Rd NW	Ward	N/A	N/A	25	16	9	0	0	11	7	5	2	0	0	0	N/A	N/A	N/A	N/A		
2019	Department of Housing and Community Development	Housing Preservation Fund	HPF Loan	JDI	\$1,250,000	410 Cedar Street, NW	Ward	N/A	N/A	24	0	0	0	6	6	ND	ND	ND	ND	ND	ND	N/A	N/A	N/A	Yes		
2019	Department of Housing and Community Development	Housing Production Trust Fund	HPTF Loan	The 5912 Missouri Avenue Tenants Association, Inc.	\$3,459,372	5912 14th St NW	Ward	0	N/A	22	1	13	0	8	22	0	0	0	0	0	0	N/A	In Progress	Not Available	Yes		
2019	Department of Housing and Community Development	Housing Production Trust Fund	HPTF Loan	Manna, Inc.	\$1,744,021	2200 Hunter PI SE	Ward	2	N/A	10	0	2	0	8	0	0	10	0	0	0	0	N/A	Yes	Not Available	Yes		
2019	Department of Housing and Community Development	Housing Preservation Fund	HPF Loan	3218 Wisconsin Avenue Cooperative	\$982,300	3218 Wisconsin Avenue NW	Ward	N/A	N/A	10	7	0	0	1	3	ND	ND	ND	ND	ND	ND	N/A	N/A	N/A	Yes		
2019	Department of Housing and Community Development	Housing Preservation Fund	HPF Loan	CRG Urban	\$322,264	101 41 Street NE	Ward	N/A	N/A	6	5	0	1	0	0	ND	ND	ND	ND	ND	ND	N/A	N/A	N/A	Yes		
2019	Department of Housing and Community Development	Housing Production Trust Fund	HPTF Loan	Mi Casa My House Inc.	\$577,419	1928 15th St SE	Ward	Not Availa	N/A	2	0	2	0	0	0	0	2	0	0	0	0	N/A	N/A	Not Available	Yes		
2019	Housing Finance Agency	4% Low Income Housing Tax Credit	Tax Credit (Federal)	St. Elizabeths I LP	\$3,041,359	1100 Alabama Ave SE	Ward	8																	Yes		
2019	Housing Finance Agency	HFA Revenue Bond	Revenue Bond	St. Elizabeth's I LP	\$52,400,000	1100 Alabama Ave SE	Ward	8																	Yes		
2019	Department of Housing and Community Development	Housing Production Trust Fund	HPTF Loan	Jubilee Euclid LLC	\$100,000	1460 Euclid St NW	Ward	1																			
2019	Housing Finance Agency	HFA Revenue Bond	Revenue Bond	Jubilee Maycroft Apartments L.P.	\$3,312,263	1474 Columbia Rd NW	Ward	1																			
2019	Department of Housing and Community Development	Housing Production Trust Fund	HPTF Loan	1736 Rhode Island Ave, LLC	\$7,948,359	1736 Rhode Island Ave NE	Ward	5																			
2019	Housing Finance Agency	4% Low Income Housing Tax Credit	Tax Credit (Federal)	1736 Rhode Island Ave, LLC	\$606,141	1736 Rhode Island Ave NE	Ward	5																			
2019	Department of Housing and Community Development	Housing Production Trust Fund	HPTF Loan	Stanton Housing LLC	\$17,688,687	2395 Pomeroy Rd SE	Ward	8																			
2019	Housing Finance Agency	4% Low Income Housing Tax Credit	Tax Credit (Federal)	Stanton Housing LLC	\$1,517,885	2395 Pomeroy Rd SE	Ward	8																			
2019	Housing Finance Agency	4% Low Income Housing Tax Credit	Tax Credit (Federal)	Ainger Place Associates, LLC	\$833,226	2412 Ainger PI SE	Ward	8																			



FY	Agency	Incentive Name	Incentive Type	Recipient Name	Incentive Amount	MAR Address of Investment	MAR Ward	Number of District Residents Employed	Number of CBEs	Total Affordable Units Produced or Preserved	30% AMI	50% AMI	60% AMI	80% AMI	1 BRs	2 BRs	3 BRs	4+ BRs	Efficiency	SRO	Unknown BRs	Amenity Produced or Enhanced	Is recipient in compliance with District resident employment requirements?	CBE Compliant?	Affordable Housing Compliance? (Covenanted)	Additional Incentive Benefits	MAR_ID	
2019	Department of Housing and Community Development	Housing Production Trust Fund	HPTF Loan	Ainger Place Associates, LLC	\$10,691,242	2412 Ainger Pl SE	Ward 8																					
2019	Department of Housing and Community Development	Housing Production Trust Fund	HPTF Loan	Randle Hill LLC	\$13,000,000	3300 6th St SE	Ward Not Availa 2																					
2019	Housing Finance Agency	4% Low Income Housing Tax Credit	Tax Credit (Federal)	Randle Hill LLC	\$1,214,609	3300 6th St SE	Ward 8																					
2019	Department of Housing and Community Development	Housing Production Trust Fund	HPTF Loan	3500 East Cap Venture LLC	\$16,135,936	3534 East Capitol St NE	Ward 7																	Partial - Under Construction	Yes			
2019	Housing Finance Agency	4% Low Income Housing Tax Credit	Tax Credit (Federal)	3500 East Cap Venture LLC	\$1,274,245	3534 East Capitol St NE	Ward 7																	Partial - Under Construction	Yes			
2019	Housing Finance Agency	4% Low Income Housing Tax Credit	Tax Credit (Federal)	Milestone Senior Owner 4% LLC	\$484,957	3539 A St SE	Ward 7																					
2019	Housing Finance Agency	4% Low Income Housing Tax Credit	Tax Credit (Federal)	Nannie Helen Owner, LLC	\$1,277,614	5127 Nannie Helen Burroug	Ward 7																					
2019	Deputy Mayor for Planning and Economic Development	Neighborhood Prosperity Fund	Grant	NHP Foundation	\$750,000	5131 Nannie Helen Burroug	Ward 7																			NPF funding provides gap financing for commercial portions of projects		
2019	Department of Housing and Community Development	Housing Production Trust Fund	HPTF Loan	555 E Street SW Seniors LLC	\$10,947,095	555 E St SW	Ward 6																					
2019	Housing Finance Agency	4% Low Income Housing Tax Credit	Tax Credit (Federal)	555 E Street SW Seniors LLC	\$610,832	555 E St SW	Ward 6																					
2019	Department of Housing and Community Development	Housing Preservation Fund	HPF Loan	5912 Missouri Avenue Cooperative	\$845,987	5912 14th St., NW	Ward 4																					
2019	Housing Finance Agency	4% Low Income Housing Tax Credit	Tax Credit (Federal)	Providence Place I LP	\$1,555,375	601 50th St NE	Ward 7																					
2019	Deputy Mayor for Planning and Economic Development	New Communities Initiative	Grant	Providence Place LP	\$9,800,000	601 50th St NE	Ward 7																					
2019	Department of Housing and Community Development	Housing Production Trust Fund	HPTF Loan	Petworth Station LP	\$7,972,536	930 Randolph St NW	Ward 4																					
2019	Housing Finance Agency	4% Low Income Housing Tax Credit	Tax Credit (Federal)	Petworth Station LP	\$692,339	930 Randolph St NW	Ward 4																					
2019	Department of Housing and Community Development	New Communities Initiative	Grant	Far SE Family Strengthening Collaborative	\$515,000	2044 Martin Luther King, Jr. Avenue, SE, Suite 400, Washington, DC 20020																						
2020	Housing Finance Agency	HFA Revenue Bond	Revenue Bond	Redwood Housing	\$72,400,000	2549 ELVANS ROAD SE	Ward 0			398				0														
2020	Housing Finance Agency	HFA Revenue Bond	Revenue Bond	Vesta	\$41,690,000	800 SOUTHERN AVENUE SE	Ward 0			336	10	132	171	23														
2020	Department of Housing and Community Development	Housing Production Trust Fund	Under Construction	800 Southern Ave, LLC	\$20,223,584	800 SOUTHERN AVENUE SE	Ward 0			334	10	142	158	24	192	135	3		4									

FY	Agency	Incentive Name	Incentive Type	Recipient Name	Incentive Amount	MAR Address of Investment	MAR Ward	Number of District Residents Employed	Number of CBEs	Total Affordable Units Produced or Preserved	30% AMI	50% AMI	60% AMI	80% AMI	1 BRs	2 BRs	3 BRs	4+ BRs	Efficiency	SRO	Unknown BRs	Amenity Produced or Enhanced	Is recipient in compliance with District resident employment requirements?	CBE Compliant?	Affordable Housing Compliance? (Covenanted?)	Additional Incentive Benefits	MAR_ID
2020	Housing Finance Agency	HFA Revenue Bond	Revenue Bond	Capital Realty Group	\$21,500,000	3225 23RD STREET SE	Ward 0			190		124	66														
2020	Housing Finance Agency	HFA Revenue Bond	Revenue Bond	The Foundation, Gragg Cardona, Carding Group	\$58,000,000	1650 KENILWORTH AVENUE	Ward 0			157	0	0	157	0													
2020	Department of Housing and Community Development	Housing Preservation Fund	HPF Loan	Dantes Partners	\$1,100,000	4236 4TH STREET SE	Ward 0			126	4	64	26	1													
2020	Department of Housing and Community Development	Housing Production Trust Fund	N/A	North Capitol Commons, LP	\$500,000	1005 NORTH CAPITOL STRE	Ward 0			124									124								
2020	Housing Finance Agency	HFA Revenue Bond	Revenue Bond	NHPF	\$13,850,000	3600 ELY PLACE SE	Ward 0			100		9	91														
2020	Department of Housing and Community Development	Housing Production Trust Fund	Under Construction	Anacostia Gardens Owner, LLC	\$9,803,105	3600 ELY PLACE SE	Ward 0			99	0	9	90	0	36	49	14										
2020	Department of Housing and Community Development	Housing Production Trust Fund	Under Construction	PB HanTiv Owner LLC	\$9,700,125	4811 NORTH CAPITOL STRE	Ward 0			90	8	29	53	0	49	33	8										
2020	Housing Finance Agency	HFA Revenue Bond	Revenue Bond	Manna, TM Associates, EquityPlus	\$16,900,000	4811 NORTH CAPITOL STRE	Ward 0			90	8	29	53														
2020	Housing Finance Agency	HFA Revenue Bond	Revenue Bond	SOME	\$17,300,000	1338 R STREET NW	Ward 0			89	87																
2020	Department of Housing and Community Development	Housing Production Trust Fund	Under Construction	Scattered Site III LLC	\$11,407,761	1338 R STREET NW	Ward 0			87	87	0	0	0					87								
2020	Department of Housing and Community Development	Housing Production Trust Fund	Under Construction	TM-DBT LP	\$13,877,898	1550 1ST STREET SW	Ward 0			76	16	60	0	0	48	19		9									
2020	Housing Finance Agency	HFA Revenue Bond	Revenue Bond	TM Associates	\$21,600,000	1550 1ST STREET SW	Ward 0			76	16	60															
2020	Department of Housing and Community Development	Housing Production Trust Fund	N/A		\$1,937,575	881 3RD STREET NW	Ward 0			71					56	7			8								
2020	Department of Housing and Community Development	Housing Production Trust Fund	Pre-Development	Wesley Hawaii LLC	\$100,000	1 HAWAII AVENUE NE	Ward 0			70																	
2020	Department of Housing and Community Development	Housing Production Trust Fund	Under Construction	1100 Eastern LLC	\$11,387,395	1100 EASTERN AVENUE NE	Ward 0			63	13	50	0	0	30	2	16	4	11								
2020	Housing Finance Agency	HFA Revenue Bond	Revenue Bond	Neighborhood Development Company	\$13,900,000	1100 EASTERN AVENUE NE	Ward 0			63	13	50															
2020	Department of Housing and Community Development	Housing Production Trust Fund	Under Construction	Spring Flats family LLC	\$10,371,626	1125 SPRING ROAD NW	Ward 0			58	9	49	0	0	28	14	16										
2020	Housing Finance Agency	HFA Revenue Bond	Revenue Bond	Victory, Brinshore, B of A CDC	\$19,114,000	1125 SPRING ROAD NW	Ward 0			58	9	49															
2020	Department of Housing and Community Development	Housing Production Trust Fund	N/A	Institute of Urban Living dba Hyacinth's Place	\$100,000	3233 15TH PLACE SE	Ward 0			50																	

FY	Agency	Incentive Name	Incentive Type	Recipient Name	Incentive Amount	MAR Address of Investment	MAR Ward	Number of District Residents Employed	Number of CBEs	Total Affordable Units Produced or Preserved	30% AMI	50% AMI	60% AMI	80% AMI	1 BRs	2 BRs	3 BRs	4+ BRs	Efficiency	SRO	Unknown BRs	Amenity Produced or Enhanced	Is recipient in compliance with District resident employment requirements?	CBE Compliant?	Affordable Housing Compliance? (Covenanted?)	Additional Incentive Benefits	MAR_ID
2020	Department of Housing and Community Development	Housing Production Trust Fund	Pre-Development	Manna, Inc.	\$100,000	3800 SOUTH CAPITOL STREET	Ward 0			48																	
2020	Department of Housing and Community Development	Housing Production Trust Fund	Under Construction	Spring Flats Senior 9 LLC	\$826,062	1125 SPRING ROAD NW	Ward 0			45	14	17	14	0	39	6											
2020	Department of Housing and Community Development	Housing Production Trust Fund	Under Construction	Spring Flats Senior 4, LLC.	\$3,506,854	1125 SPRING ROAD NW	Ward 0	9		43	16	27	0	0	36	7											
2020	Housing Finance Agency	HFA Revenue Bond	Revenue Bond	Victory, Brinshore, B of A CDC	\$7,092,600	1125 SPRING ROAD NW	Ward 0			43	16	27															
2020	Department of Housing and Community Development	Housing Production Trust Fund	Under Construction	Kennedy Street Community Partners, LLC	\$15,810,048	809 KENNEDY STREET NW	Ward 0			38	3	35	0	0	37					1							
2020	Housing Finance Agency	HFA Revenue Bond	Revenue Bond	Dantes Partners & Gilbane	\$8,200,000	809 KENNEDY STREET NW	Ward 0			38	3	35															
2020	Department of Housing and Community Development	Housing Preservation Fund	HPF Loan	1400 Aspen Street Tenants Association	\$965,366	1400 ASPEN STREET NW	Ward 0			30	5	13	12														
2020	Department of Housing and Community Development	Housing Production Trust Fund	Under Construction	Anchor Preservation LLC.	\$4,518,213	410 CEDAR STREET NW	Ward 0			30	3	0	23	4	15	14	1										
2020	Department of Housing and Community Development	Housing Preservation Fund	HPF Loan	MED Developers	\$1,159,992	2384 CHAMPLAIN STREET NW	Ward 0			30					30												
2020	Department of Housing and Community Development	Housing Production Trust Fund	Pre-Development	Minnesota and 27th SE LLC	\$6,427,352	1327 27TH STREET SE	Ward 0			26	0	12	6	8						2							
2020	Department of Housing and Community Development	Housing Production Trust Fund	N/A	Mi Casa, Inc.	\$100,000	10 Q STREET NW	Ward 0			24					6	13	5										
2020	Department of Housing and Community Development	Housing Production Trust Fund	N/A	Manna, Inc.	\$100,000	2530 PARK PLACE SE	Ward 0			21																	
2020	Department of Housing and Community Development	Housing Preservation Fund	HPF Loan	MANNA	\$337,500	1711 28TH STREET SE	Ward 0			19				19													
2020	Department of Housing and Community Development	Housing Production Trust Fund	N/A		\$366,070	22 ATLANTIC STREET SE	Ward 0			15																	
2020	Department of Housing and Community Development	Housing Production Trust Fund	N/A	Mary's House for Older Adults, Inc.	\$100,000	401 ANACOSTIA ROAD SE	Ward 0			15										15							
2020	Department of Housing and Community Development	Housing Production Trust Fund	Under Construction	Hope Cooperative Association	\$5,456,468	1445 SPRING ROAD NW	Ward 0			13	6	4	0	1	13												

FY	Agency	Incentive Name	Incentive Type	Recipient Name	Incentive Amount	MAR Address of Investment	MAR Ward	Number of District Residents Employed	Number of CBEs	Total Affordable Units Produced or Preserved	30% AMI	50% AMI	60% AMI	80% AMI	1 BRs	2 BRs	3 BRs	4+ BRs	Efficiency	SRO	Unknown BRs	Amenity Produced or Enhanced	Is recipient in compliance with District resident employment requirements?	CBE Compliant?	Affordable Housing Compliance? (Covenanted)	Additional Incentive Benefits	MAR_ID
2020	None - Tax Expenditure	Qualified Supermarket Tax Incentive	Tax Exemption	YES ORGANIC	\$132,590	2323 PENNSYLVANIA AVENUE	Ward 0																				
2020	None - Tax Expenditure	Real Property Tax Abatement	Tax Abatement		\$132,590	2323 PENNSYLVANIA AVENUE	Ward 0																				
2020	None - Tax Expenditure	Real Property Tax Abatement	Tax Abatement		\$128,652	2700 CONNECTICUT AVENUE	Ward 0																				
2020	None - Tax Expenditure	Qualified Supermarket Tax Incentive	Tax Exemption	SAFEWAY	\$349,565	3830 GEORGIA AVENUE NW	Ward 0																				
2020	Deputy Mayor for Planning and Economic Development	Industrial Revenue Bond	Revenue Bond	KIPP DC	\$65,000,000	3301 WHEELER ROAD SE	Ward 0																				
2020	None - Tax Expenditure	Real Property Tax Abatement	Tax Abatement		\$5,028,122	25 MASSACHUSETTS AVENUE	Ward 0																				
2020	None - Tax Expenditure	Real Property Tax Abatement	Tax Abatement		\$1,020,151	100 FLORIDA AVENUE NE	Ward 0																				
2020	None - Tax Expenditure	Real Property Tax Abatement	Tax Abatement		\$1,492,280	1015 HALF STREET SE	Ward 0																				
2020	Deputy Mayor for Planning and Economic Development	Neighborhood Prosperity Fund	Grant	THE NHP FOUNDATION	\$1,700,000	1090 VERMONT AVENUE NW	Ward 0																				
2020	None - Tax Expenditure	Real Property Tax Abatement	Tax Abatement		\$645,034	340 FLORIDA AVENUE NE	Ward 0																				
2020	Deputy Mayor for Planning and Economic Development	Neighborhood Prosperity Fund	Grant	WASHINGTON AREA COMMUNITY	\$5,000,000	1495 F STREET NW	Ward 0																				
2020	Deputy Mayor for Planning and Economic Development	Neighborhood Prosperity Fund	Grant	WASHINGTON AREA COMMUNITY	\$600,000	2012 RHODE ISLAND AVENUE	Ward 0																				
2020	None - Tax Expenditure	Qualified Supermarket Tax Incentive	Tax Exemption	GIANT	\$404,023	1400 7TH STREET NW	Ward 0																				
2020	Deputy Mayor for Planning and Economic Development	Land Disposition Agreement	Land Disposition	St. Elizabeths Parcel 17	\$3,204,936	1205 ALABAMA AVENUE SE	Ward 0	6																			
2020	Deputy Mayor for Planning and Economic Development	Industrial Revenue Bond	Revenue Bond	Brookings Institution	\$45,000,000	1780 MASSACHUSETTS AVENUE	Ward 0																				
2020	Deputy Mayor for Planning and Economic Development	Industrial Revenue Bond	Revenue Bond	Vital Voices	\$27,215,000	1509 16TH STREET NW	Ward 0																				
2020	Deputy Mayor for Planning and Economic Development	Real Estate Development	Grant	GALA HISPANIC THEATER	\$1,000,000	2437 15TH STREET NW	Ward 0																				
2020	None - Tax Expenditure	Real Property Tax Abatement	Tax Abatement		\$868,767	2437 15TH STREET NW	Ward 0																				
2020	None - Tax Expenditure	Real Property Tax Abatement	Tax Abatement		\$2,657,821	820 1ST STREET NE	Ward 0																				
2020	None - Tax Expenditure	Real Property Tax Abatement	Tax Abatement		\$766,176	300 H STREET NE	Ward 0																				
2020	None - Tax Expenditure	Real Property Tax Abatement	Tax Abatement		\$792,420	4000 MASSACHUSETTS AVENUE	Ward 0																				
2020	None - Tax Expenditure	Real Property Tax Abatement	Tax Abatement		\$894,748	1325 W STREET NW	Ward 0																				

FY	Agency	Incentive Name	Incentive Type	Recipient Name	Incentive Amount	MAR Address of Investment	MAR_Ward	Number of District Residents Employed	Number of CBEs	Total Affordable Units Produced or Preserved	30% AMI	50% AMI	60% AMI	80% AMI	1 BRs	2 BRs	3 BRs	4+ BRs	Efficiency	SRO	Unknown BRs	Amenity Produced or Enhanced	Is recipient in compliance with District resident employment requirements?	CBE Compliant?	Affordable Housing Compliance? (Covenanted)	Additional Incentive Benefits	MAR_ID
2020	Deputy Mayor for Planning and Economic Development	Industrial Revenue Bond	Revenue Bond	Trinity College	\$25,210,000	125 MICHIGAN AVENUE NE	Ward 0																				
2020	None - Tax Expenditure	Real Property Tax Abatement	Tax Abatement		\$1,459,222	1930 1ST STREET SW	Ward 0																				
2020	None - Tax Expenditure	Real Property Tax Abatement	Tax Abatement		\$1,873,948	1160 1ST STREET NE	Ward 0																				
2020	Deputy Mayor for Planning and Economic Development	Real Estate Development	Grant	CHECK IT ENTERPRISES LLC	\$2,000,000	1920 MARTIN LUTHER KING	Ward 0																				
2020	Deputy Mayor for Planning and Economic Development	Industrial Revenue Bond	Revenue Bond	Washington Latin PCS	\$14,500,000	5200 2ND STREET NW	Ward 0																				
2020	Deputy Mayor for Planning and Economic Development	Industrial Revenue Bond	Revenue Bond	St Paul on 4th	\$25,275,000	3015 4TH STREET NE	Ward 0																				
2020	Deputy Mayor for Planning and Economic Development	Industrial Revenue Bond	Revenue Bond	St Paul on 4th St	\$25,275,000	3015 4TH STREET NE	Ward 0																				
2020	Deputy Mayor for Planning and Economic Development	WRAMC Redevelopment	Grant	THE PARKS AT WALTER REED (TPWR) DEVELOPER, LLC	\$877,433	555 13TH STREET NW	Ward 31	14																			
2020	None - Tax Expenditure	Qualified Supermarket Tax Incentive	Tax Exemption	ALDI	\$171,121	901 17TH STREET NE	Ward 0																				
2020	Deputy Mayor for Planning and Economic Development	Land Disposition Agreement	Land Disposition	The Hartley (Walter Reed Building IJ)	\$183,926	6900 GEORGIA AVENUE NW	Ward 0																				
2020	None - Tax Expenditure	Real Property Tax Abatement	Tax Abatement		\$701,009	140 M STREET NE	Ward 0																				
2020	Deputy Mayor for Planning and Economic Development	Industrial Revenue Bond	Revenue Bond	Public Foundation Welfare	\$12,100,000	1200 U STREET NW	Ward 0																				
2020	Deputy Mayor for Planning and Economic Development	Industrial Revenue Bond	Revenue Bond	Hospital for Sick Children	\$8,475,000	1731 BUNKER HILL ROAD NW	Ward 0																				
2020	Deputy Mayor for Planning and Economic Development	Neighborhood Prosperity Fund	Grant	MUKI'S MARKET	\$100,000	4403 BOWEN ROAD SE	Ward 0																				
2020	None - Tax Expenditure	Real Property Tax Abatement	Tax Abatement		\$113,798	5432 CONNECTICUT AVENUE	Ward 0																				
2020	None - Tax Expenditure	Real Property Tax Abatement	Tax Abatement		\$365,750	150 Q STREET NE	Ward 0																				
2020	None - Tax Expenditure	Real Property Tax Abatement	Tax Abatement		\$101,248		Ward 0																				
2020	None - Tax Expenditure	Real Property Tax Abatement	Tax Abatement		\$757,421	151 Q STREET NE	Ward 0																				
2020	None - Tax Expenditure	Real Property Tax Abatement	Tax Abatement		\$723,503	2 M STREET NE	Ward 0																				
2020	None - Tax Expenditure	Real Property Tax Abatement	Tax Abatement		\$661,235	250 K STREET NE	Ward 0																				

FY	Agency	Incentive Name	Incentive Type	Recipient Name	Incentive Amount	MAR Address of Investment	MAR Ward	Number of District Residents Employed	Number of CBEs	Total Affordable Units Produced or Preserved	30% AMI	50% AMI	60% AMI	80% AMI	1 BRs	2 BRs	3 BRs	4+ BRs	Efficiency	SRO	Unknown BRs	Amenity Produced or Enhanced	Is recipient in compliance with District resident employment requirements?	CBE Compliant?	Affordable Housing Compliance? (Covenanted)	Additional Incentive Benefits	MAR_ID
2020	None - Tax Expenditure	Real Property Tax Abatement	Tax Abatement		\$1,698,744	130 M STREET NE	Ward 0																				
2020	None - Tax Expenditure	Real Property Tax Abatement	Tax Abatement		\$1,354,533	55 M STREET NE	Ward 0																				
2020	Deputy Mayor for Planning and Economic Development	Land Disposition Agreement	Land Disposition	MLK Gateway	\$200,000	1909 MARTIN LUTHER KING	Ward 0	2																			
2020	None - Tax Expenditure	Real Property Tax Abatement	Tax Abatement		\$427,117	1805 7TH STREET NW	Ward 0																				
2020	None - Tax Expenditure	Qualified Supermarket Tax Incentive	Tax Exemption	COSTCO	\$400,723	2441 MARKET STREET NE	Ward 0																				
2020	None - Tax Expenditure	Real Property Tax Abatement	Tax Abatement		\$199,649	77 H STREET NW	Ward 0																				
2020	None - Tax Expenditure	Real Property Tax Abatement	Tax Abatement		\$2,335,146	1550 7TH STREET NW	Ward 0																				
2020	Deputy Mayor for Planning and Economic Development	African-American Civil War Museum Grant Implementation Amendment Act of 2018	Grant	AFRICAN-AMERICAN CIVIL WAR	\$500,000	1925 VERMONT AVENUE NW	Ward 0																				
2020	None - Tax Expenditure	Real Property Tax Abatement	Tax Abatement		\$234,169	600 KENILWORTH TERRACE	Ward 0																				
2020	None - Tax Expenditure	Real Property Tax Abatement	Tax Abatement		\$984,275	60 L STREET NE	Ward 0																				
2020	Deputy Mayor for Planning and Economic Development	Land Disposition Agreement	Land Disposition	Ft Totten Triangle	\$2,000,000	5581 SOUTH DAKOTA AVENUE	Ward 0																				
2020	None - Tax Expenditure	Real Property Tax Abatement	Tax Abatement		\$545,116	200 Q STREET NE	Ward 0																				
2020	None - Tax Expenditure	Real Property Tax Abatement	Tax Abatement		\$90,341	371 MORSE STREET NE	Ward 0																				
2020	None - Tax Expenditure	Real Property Tax Abatement	Tax Abatement		\$1,484,115	700 L'ENFANT PLAZA SW	Ward 0																				
2020	Deputy Mayor for Planning and Economic Development	Creative and Open Space Modernization	Tax Rebate	Yelp	\$575,365	575 7TH STREET NW	Ward 2																				
2020	Deputy Mayor for Planning and Economic Development	Creative and Open Space Modernization	Tax Rebate	EverFi	\$792,233	2300 N STREET NW	Ward 2																				
2020	Deputy Mayor for Planning and Economic Development	Creative and Open Space Modernization	Tax Rebate	FiscalNote	\$530,217	1201 PENNSYLVANIA AVENUE	Ward 2	6																			
2020	Department of Housing and Community Development	New Communities Initiative	Grant	Far SE Family Strengthening Collaborative	\$600,000	2045 Martin Luther King, Jr. Avenue, SE, Suite 400, Washington, DC 20020																					
2021	Housing Finance Agency	HFA Revenue Bond	Revenue Bond	MRP, TAA, dn CSG Urban	\$29,900,000	2 L STREET NW	Ward 6			150	12	64	42														
2021	Department of Housing and Community Development	Housing Production Trust Fund	HPTF Loan	1515 North Capitol LLC	\$20,513,801	1515 NORTH CAPITOL STREET	Ward 5			139	75	61	0	0	1				138								
2021	Department of Housing and Community Development	Low Income Housing Tax Credit	LIHTC	Sursum Corda	\$1,883,833	1112 1ST TERRACE NW	Ward 1			118					38	47	38	4									

FY	Agency	Incentive Name	Incentive Type	Recipient Name	Incentive Amount	MAR Address of Investment	MAR Ward	Number of District Residents Employed	Number of CBEs	Total Affordable Units Produced or Preserved	30% AMI	50% AMI	60% AMI	80% AMI	1 BRs	2 BRs	3 BRs	4+ BRs	Efficiency	SRO	Unknown BRs	Amenity Produced or Enhanced	Is recipient in compliance with District resident employment requirements?	CBE Compliant?	Affordable Housing Compliance? (Covenanted)	Additional Incentive Benefits	MAR_ID
2021	Housing Finance Agency	HFA Revenue Bond	Revenue Bond	MRP, Taylor Adams Associates	\$26,100,000	2442 MARTIN LUTHER KING	Ward 8	11	112	6	106																
2021	Department of Housing and Community Development	Low Income Housing Tax Credit	LIHTC	2442 MLK	\$2,199,569	2442 MARTIN LUTHER KING	Ward 8		112	6	106			32	52	28											
2021	Department of Housing and Community Development	Low Income Housing Tax Credit	LIHTC	Northwest One (Phase I)	\$2,277,670	33 K STREET NW	Ward 6		112	77	0	73	0	58	42	31	5	14									
2021	Department of Housing and Community Development	Housing Production Trust Fund	HPTF Loan	MDXL Flats	\$13,065,659	1530 1ST STREET SW	Ward 6		101	21	80	0	0	46	37	10	8										
2021	Department of Housing and Community Development	Low Income Housing Tax Credit	LIHTC	Hill East	\$2,692,196	1900 C STREET SE	Ward 7		100	100																	
2021	Department of Housing and Community Development	Housing Production Trust Fund	HPTF Loan	218 Vine Street NW Residential PJV - Phase 2, LLC	\$13,208,091	218 VINE STREET NW	Ward 3	8	92	26	53	13	0	38	1				53								
2021	Department of Housing and Community Development	Low Income Housing Tax Credit	LIHTC	218 Vine Street NW - 4%	\$987,681	218 VINE STREET NW	Ward 4		92	26	53	13	38	1				53									
2021	Department of Housing and Community Development	Housing Production Trust Fund	HPTF Loan	The Clara on Martin Luther King Jr. Avenue LLC	\$43,279,266	2323 MARTIN LUTHER KING	Ward 8		92	20	61	0	0	29	28	21			3								
2021	Department of Housing and Community Development	Low Income Housing Tax Credit	LIHTC	The Clara On MLK	\$1,938,013	2323 MARTIN LUTHER KING	Ward 8		81	20	61	21	3														
2021	Department of Housing and Community Development	Housing Production Trust Fund	HPTF Loan	2442 MLK, LLC	\$16,523,766	2442 MARTIN LUTHER KING	Ward 8	11	81	6	106	0	0	32	52	28											
2021	Department of Housing and Community Development	Low Income Housing Tax Credit	LIHTC	Cascade Community Park Partners II LLC	\$1,847,149	4232 4TH STREET SE	Ward 8		73	19	35	10	9	19	18	18	18	0									
2021	Housing Finance Agency	HFA Revenue Bond	Revenue Bond	Banneker Ventures, Medina Life	\$19,738,000	2323 MARTIN LUTHER KING	Ward 8		71																		
2021	Department of Housing and Community Development	Housing Production Trust Fund	HPTF Loan	NEW SAVANNAH PRESERVATION PARTNERS	\$1,379,645	1301 SAVANNAH STREET SE	Ward 8	2	65																		
2021	Housing Finance Agency	HFA Revenue Bond	Revenue Bond	NHT - Enterprise	\$11,500,000	Ward 8	Ward 8		65	77	73																
2021	Department of Housing and Community Development	Low Income Housing Tax Credit	LIHTC	Savannah Apartments II	\$539,677	Ward 8	Ward 8		65	7	51	7	56	9													
2021	Department of Housing and Community Development	Housing Production Trust Fund	HPTF Loan	Wesley New Hampshire LLC	\$100,000	5000 NEW HAMPSHIRE AVE	Ward 0		56						37	4			15								

FY	Agency	Incentive Name	Incentive Type	Recipient Name	Incentive Amount	MAR Address of Investment	MAR Ward	Number of District Residents Employed	Number of CBEs	Total Affordable Units Produced or Preserved	30% AMI	50% AMI	60% AMI	80% AMI	1 BRs	2 BRs	3 BRs	4+ BRs	Efficiency	SRO	Unknown BRs	Amenity Produced or Enhanced	Is recipient in compliance with District resident employment requirements?	CBE Compliant?	Affordable Housing Compliance? (Covenanted)	Additional Incentive Benefits	MAR_ID
2021	Department of Housing and Community Development	Low Income Housing Tax Credit	LIHTC	Abrams Hall Assisted Living	\$1,100,000	195 CHAPPIE JAMES BOULE	Ward 8			54	54								54								
2021	Department of Housing and Community Development	Housing Production Trust Fund	HPTF Loan	Abrams Hall North LP	\$2,443,000	4200 CONNECTICUT AVENU	Ward 0			54	54	0	0	0					54								
2021	Housing Finance Agency	HFA Revenue Bond	Revenue Bond	Standard Communities, Housing On Merit	\$15,200,000	Ward 2	Ward 2	7	46	5		37	4														
2021	Department of Housing and Community Development	Housing Production Trust Fund	HPTF Loan	17 Mississippi Owner, LLC	\$8,699,866	17 MISSISSIPPI AVENUE SE	Ward 0			41	9	32	0	0	14	2	13		12								
2021	Department of Housing and Community Development	Low Income Housing Tax Credit	LIHTC	218 Vine Street – 9%	\$1,100,000	218 VINE STREET NW	Ward 3	8	37	0	37	0	0	17	1				19								
2021	Department of Housing and Community Development	Low Income Housing Tax Credit	LIHTC	MI Casa Rental Preservation Project (Phase I) 1847-1849 Good Hope Rd SE & 5400 5th st NW	\$887,588	1847 GOOD HOPE ROAD SE	Ward 8			30	13		9	8	4	26											
2021	Department of Housing and Community Development	Housing Production Trust Fund	HPTF Loan	49th Street Developer LLC	\$1,953,029	1 49TH STREET SE	Ward 7			28	0	0	0	28					28								
2021	Department of Housing and Community Development	Housing Production Trust Fund	HPTF Loan	Phoenix Cooperative Association	\$2,055,758	505 JEFFERSON STREET NW	Ward 0			14	7	5	0	2	14												
2021	None - Tax Expenditure	Real Property Tax Abatement	Tax Abatement	WASHINGTON GATEWAY APARTMENTS VENTURE LLC	\$1,020,151	100 FLORIDA AVENUE NE	Ward 5																				
2021	Deputy Mayor for Planning and Economic Development	New Communities Initiative	Grant	THE COMMUNITY BUILDERS INC	\$75,000	1003 K Street, NW Suite 700	Ward 2																				
2021	Department of Housing and Community Development	Housing Production Trust Fund	HPTF Loan	1100 EASTERN AVENUE NE	\$1,280,804	1100 EASTERN AVENUE NE	Ward 7																				
2021	Housing Finance Agency	HFA Revenue Bond	Revenue Bond	L+M Development Partners, Toll Brothers	\$23,000,000	1112 1ST TERRACE NW	Ward 1																				
2021	Department of Housing and Community Development	Housing Production Trust Fund	HPTF Loan	SPRING FLATS FAMILY LLC	\$7,234,383	1125 SPRING ROAD NW	Ward 2																				
2021	Department of Housing and Community Development	Housing Production Trust Fund	HPTF Loan	SPRING FLATS SENIOR 4 LLC	\$1,954,816	1125 SPRING ROAD NW	Ward 2																				
2021	Department of Housing and Community Development	Housing Production Trust Fund	HPTF Loan	SPRING FLATS SENIOR 9 LLC	\$185,026	1125 SPRING ROAD NW	Ward 2																				



FY	Agency	Incentive Name	Incentive Type	Recipient Name	Incentive Amount	MAR Address of Investment	MAR_Ward	Number of District Residents Employed	Number of CBEs	Total Affordable Units Produced or Preserved	30% AMI	50% AMI	60% AMI	80% AMI	1 BRs	2 BRs	3 BRs	4+ BRs	Efficiency	SRO	Unknown BRs	Amenity Produced or Enhanced	Is recipient in compliance with District resident employment requirements?	CBE Compliant?	Affordable Housing Compliance? (Covenanted)	Additional Incentive Benefits	MAR_ID	
2021	Deputy Mayor for Planning and Economic Development	New Communities Initiative	Grant	HOUSING IN TRANSITION INC - NW1	\$565,000	1140 North Capitol Street, N	Ward 6																					
2021	Deputy Mayor for Planning and Economic Development	Neighborhood Prosperity Fund	Grant	The Gaston Group	\$145,000	1215 Good Hope Road SE, V	Ward 0																					
2021	Deputy Mayor for Planning and Economic Development	FY21 Food Access Fund Grant	Grant	The Fresh Food Factory	\$603,867	1231 Good Hope Road, SE,	Ward 0																					
2021	Deputy Mayor for Planning and Economic Development	Industrial Revenue Bond	Revenue Bond	National Museum of Women in the Arts	\$35,000,000	1250 NEW YORK AVENUE N	Ward 2																					
2021	None - Tax Expenditure	Real Property Tax Abatement	Tax Abatement	THE FLATS 130 DC RESIDENTIAL LLC	\$329,175	130 M STREET NE	Ward 6																					
2021	None - Tax Expenditure	Real Property Tax Abatement	Tax Abatement	THE FLATS 130 DC RESIDENTIAL LLC	\$126,798	130 M STREET NE	Ward 6																					
2021	None - Tax Expenditure	Real Property Tax Abatement	Tax Abatement	THE FLATS 130 DC RESIDENTIAL LLC	\$125,676	130 M STREET NE	Ward 6																					
2021	None - Tax Expenditure	Real Property Tax Abatement	Tax Abatement	THE FLATS 130 DC RESIDENTIAL LLC	\$1,023,127	130 M STREET NE	Ward 6																					
2021	Deputy Mayor for Planning and Economic Development	Land Disposition Agreement	Land Disposition	8th and O	\$1,000,000	1336 8TH STREET NW	Ward 6																					
2021	None - Tax Expenditure	Real Property Tax Abatement	Tax Abatement	THE FLATS 140 DC RESIDENTIAL LLC	\$701,009	140 M STREET NE	Ward 6																					
2021	Deputy Mayor for Planning and Economic Development	FY21 DC Nourish Grant	Grant	Capital Impact Partners	\$1,000,000	1400 Crystal City Drive Suite 500 Arlington, VA 22202																						
2021	Department of Housing and Community Development	Housing Production Trust Fund	HPTF Loan	DELTA SENIOR HOUSING OWNER LLC	\$4,944,739	1400 FLORIDA AVENUE NE	Ward 5																					
2021	Department of Housing and Community Development	Low Income Housing Tax Credit	LIHTC	Ritch Homes Apartments	\$1,020,818	1416 R STREET NW	Ward 2																					
2021	Department of Housing and Community Development	Housing Production Trust Fund	HPTF Loan	HOPE COOPERATIVE ASSOCIATION	\$1,174,009	1445 SPRING ROAD NW	Ward 4																					
2021	Deputy Mayor for Planning and Economic Development	Industrial Revenue Bond	Revenue Bond	Studio Theatre, Inc.	\$9,500,000	1501 14TH STREET NW	Ward 2																					
2021	Department of Housing and Community Development	Housing Production Trust Fund	HPTF Loan	1515 NORTH CAPITOL LLC	\$9,130,035	1515 NORTH CAPITOL STRE	Ward 5																					
2021	Department of Housing and Community Development	Low Income Housing Tax Credit	LIHTC	SOME North Capitol Street 2019	\$2,166,999	1515 NORTH CAPITOL STRE	Ward 5																					

FY	Agency	Incentive Name	Incentive Type	Recipient Name	Incentive Amount	MAR Address of Investment	MAR_Ward	Number of District Residents Employed	Number of CBEs	Total Affordable Units Produced or Preserved	30% AMI	50% AMI	60% AMI	80% AMI	1 BRs	2 BRs	3 BRs	4+ BRs	Efficiency	SRO	Unknown BRs	Amenity Produced or Enhanced	Is recipient in compliance with District resident employment requirements?	CBE Compliant?	Affordable Housing Compliance? (Covenanted)	Additional Incentive Benefits	MAR_ID
2021	Department of Housing and Community Development	Housing Production Trust Fund	HPTF Loan	TM JACOB 1530 LLC	\$7,981,794	1530 1ST STREET SW	Ward 6																				
2021	Housing Finance Agency	HFA Revenue Bond	Revenue Bond	TM Associates, REBJ, UPO Community Development	\$33,080,454	1530 1ST STREET SW	Ward 6																				
2021	Department of Housing and Community Development	Low Income Housing Tax Credit	LIHTC	MDXL Flats	\$1,974,967	1530 1ST STREET SW	Ward 6								10	8											
2021	Deputy Mayor for Planning and Economic Development	Neighborhood Prosperity Fund		Medici Road Inc.	\$500,000	1629 K Street NW, Washing	Ward 2																				
2021	Deputy Mayor for Planning and Economic Development	Industrial Revenue Bond	Revenue Bond	Lowell School	\$11,911,000	1640 KALMIA ROAD NW	Ward 4																				
2021	Deputy Mayor for Planning and Economic Development	Equitable Capital Access Fund Grant	Grant	The Small and Medium Business Exchange (SMBX) Inc	\$500,000	1667 41st Avenue, San Francisco, CA 94122																					
2021	Department of Housing and Community Development	Housing Production Trust Fund	HPTF Loan	17 MISSISSIPPI OWNER LLC	\$1,256,668	17 MISSISSIPPI AVENUE SE	Ward 0																				
2021	Housing Finance Agency	HFA Revenue Bond	Revenue Bond	NHP Foundation, Peebles Corp, West End Capital Group	\$10,300,000	17 MISSISSIPPI AVENUE SE	Ward 0																				
2021	Department of Housing and Community Development	Low Income Housing Tax Credit	LIHTC	17 Mississippi Ave SE Apartments	\$1,129,752	17 MISSISSIPPI AVENUE SE	Ward 8								14	2	13		12								
2021	Department of Housing and Community Development	Housing Production Trust Fund	HPTF Loan	1736 RHODE ISLAND AVENUE LLC	\$210,169	1736 RHODE ISLAND AVENUE	Ward 5																				
2021	Deputy Mayor for Planning and Economic Development	FY21 Food Access Fund Grant	Grant	Banneker Ventures	\$996,240	1738 Elton Road, Suite 215, Silver Spring, MD 20903																					
2021	None - Tax Expenditure	Real Property Tax Abatement	Tax Abatement	UNITED NEGRO COLLEGE FUND INC	\$427,117	1805 7TH STREET NW	Ward 1																				
2021	Department of Housing and Community Development	Low Income Housing Tax Credit	LIHTC	MC Rental Preservation 1 LLC	\$887,588	1847 GOOD HOPE ROAD SE	Ward 0	4							4	26											
2021	Deputy Mayor for Planning and Economic Development	Industrial Revenue Bond	Revenue Bond	Gonzaga High School	\$16,917,723	19 I STREET NW	Ward 6																				
2021	Housing Finance Agency	HFA Revenue Bond	Revenue Bond	Donatelli Development, Blue Skye	\$52,550,000	1900 C STREET NE	Ward 7																				
2021	Department of Housing and Community Development	Low Income Housing Tax Credit	LIHTC	Ethel DC, LLC	\$2,692,196	1900 C STREET SE	Ward 0								100												

FY	Agency	Incentive Name	Incentive Type	Recipient Name	Incentive Amount	MAR Address of Investment	MAR_Ward	Number of District Residents Employed	Number of CBEs	Total Affordable Units Produced or Preserved	30% AMI	50% AMI	60% AMI	80% AMI	1 BRs	2 BRs	3 BRs	4+ BRs	Efficiency	SRO	Unknown BRs	Amenity Produced or Enhanced	Is recipient in compliance with District resident employment requirements?	CBE Compliant?	Affordable Housing Compliance? (Covenanted)	Additional Incentive Benefits	MAR_ID
2021	Deputy Mayor for Planning and Economic Development	FY21 Food Access Fund Grant	Grant	Green T Group II Inc dba Sala Thai	\$555,522	1901 C Street SE, Suite A, W	Ward 7																				
2021	Deputy Mayor for Planning and Economic Development	Neighborhood Prosperity Fund	Grant	MLK Gateway Phase II Land LLC	\$250,000	1909 Martin Luther King Jr	Ward 0																				
2021	Department of Housing and Community Development	Housing Production Trust Fund	HPTF Loan	MI CASA MY HOUSE INC.	\$204,486	1928 15TH STREET SE	Ward 8																				
2021	None - Tax Expenditure	Real Property Tax Abatement	Tax Abatement	2 M STREET REDEVELOPMENT LLC	\$723,503	2 M STREET NE	Ward 6																				
2021	Deputy Mayor for Planning and Economic Development	FY21 DC Locally Made Manufacturing Grant	Grant	Yeelen Beauty LLC	\$640,000	2 Massachusetts Avenue N	Ward 6																				
2021	Deputy Mayor for Planning and Economic Development	Neighborhood Prosperity Fund	Grant	Far SE Family Strengthening Collaborative	\$1,000,000	2006 Martin Luther King Jr	Ward 0																				
2021	Deputy Mayor for Planning and Economic Development	Neighborhood Prosperity Fund	Grant	Far SE Family Strengthening Collaborative	\$1,000,000	2006 Martin Luther King Jr	Ward 0																				
2021	Deputy Mayor for Planning and Economic Development	New Communities Initiative	Grant	Far SE Family Strengthening Collaborative	\$450,000	2007 Martin Luther King Jr	Ward 8																				
2021	Deputy Mayor for Planning and Economic Development	FY21 Legacy Small Business Recovery Grant	Grant	Dudley Enterprises LLC	\$102,800	2031 Rhode Island Avenue	Ward 5																				
2021	Deputy Mayor for Planning and Economic Development	New Communities Initiative	Grant	FAR SOUTHEAST FAMILY	\$450,000	2041 Martin Luther King, Jr	Ward 8																				
2021	Deputy Mayor for Planning and Economic Development	New Communities Initiative	Grant	Far SE Family Strengthening Collaborative	\$553,000	2041 Martin Luther King, Jr	Ward 8																				
2021	Deputy Mayor for Planning and Economic Development	New Communities Initiative	Grant	Far SE Family Strengthening Collaborative	\$610,175	2042 Martin Luther King, Jr	Ward 8																				
2021	Deputy Mayor for Planning and Economic Development	New Communities Initiative	Grant	Far SE Family Strengthening Collaborative	\$515,000	2043 Martin Luther King, Jr	Ward 8																				
2021	Deputy Mayor for Planning and Economic Development	New Communities Initiative	Grant	Far SE Family Strengthening Collaborative	\$515,000	2044 Martin Luther King, Jr	Ward 8																				
2021	Deputy Mayor for Planning and Economic Development	New Communities Initiative	Grant	Far SE Family Strengthening Collaborative	\$600,000	2045 Martin Luther King, Jr	Ward 8																				

FY	Agency	Incentive Name	Incentive Type	Recipient Name	Incentive Amount	MAR Address of Investment	MAR Ward	Number of District Residents Employed	Number of CBEs	Total Affordable Units Produced or Preserved	30% AMI	50% AMI	60% AMI	80% AMI	1 BRs	2 BRs	3 BRs	4+ BRs	Efficiency	SRO	Unknown BRs	Amenity Produced or Enhanced	Is recipient in compliance with District resident employment requirements?	CBE Compliant?	Affordable Housing Compliance? (Covenanted)	Additional Incentive Benefits	MAR_ID
2021	Deputy Mayor for Planning and Economic Development	New Communities Initiative	Grant	Far SE Family Strengthening Collaborative	\$550,000	2046 Martin Luther King, Jr.	Ward 8																				
2021	Housing Finance Agency	HFA Revenue Bond	Revenue Bond	Jair Lynch, Housing Up	\$21,500,000	218 VINE STREET NW	Ward 3	8																			
2021	Department of Housing and Community Development	Housing Production Trust Fund	HPTF Loan	22 ATLANTIC COOPERATIVE	\$569,209	22 ATLANTIC STREET SE	Ward 8																				
2021	Deputy Mayor for Planning and Economic Development	Industrial Revenue Bond	Revenue Bond	Field School	\$26,500,000	2200 FOXHALL ROAD NW	Ward 3																				
2021	Department of Housing and Community Development	Housing Production Trust Fund	HPTF Loan	MANNA INC	\$191,842	2200 HUNTER PLACE SE	Ward 8																				
2021	Deputy Mayor for Planning and Economic Development	FY21 Food Access Fund Grant	Grant	HS Skyland LLC dba Halfsmoke	\$997,415	2201 Town Center Drive SE	Ward 7																				
2021	Deputy Mayor for Planning and Economic Development	Industrial Revenue Bond	Revenue Bond	Provident Howard U	\$109,939,496	2225 GEORGIA AVENUE NW	Ward 1																				
2021	None - Tax Expenditure	Real Property Tax Abatement	Tax Abatement	2300 PENNSYLVANIA AVENUE LLC	\$132,590	2323 PENNSYLVANIA AVENUE	Ward 7																				
2021	Deputy Mayor for Planning and Economic Development	Industrial Revenue Bond	Revenue Bond	Rocketship/Launch Pad	\$28,175,000	2335 RAYNOLDS PLACE SE	Ward 8																				
2021	Department of Housing and Community Development	Housing Production Trust Fund	HPTF Loan	AINGER PLACE ASSOCIATES LLC	\$341,078	2412 AINGER PLACE SE	Ward 8																				
2021	Deputy Mayor for Planning and Economic Development	FY21 Legacy Small Business Recovery Grant	Grant	JBS Inc dba Rocklands Barbeque and Grilling Company	\$236,526	2418 Wisconsin Avenue NW	Ward 3																				
2021	None - Tax Expenditure	Real Property Tax Abatement	Tax Abatement	801 NEW JERSEY PHASE 1 LLC	\$868,767	2437 15TH STREET NW	Ward 1																				
2021	Department of Housing and Community Development	Housing Production Trust Fund	HPTF Loan	2442 MLK LLC	\$15,459,452	2442 MARTIN LUTHER KING	Ward 8																				
2021	None - Tax Expenditure	Real Property Tax Abatement	Tax Abatement	T-C REPUBLIC SQUARE OWNER LLC	\$5,028,122	25 MASSACHUSETTS AVENUE	Ward 6																				
2021	None - Tax Expenditure	Real Property Tax Abatement	Tax Abatement	2700 CONECTICUT AVENUE LLC	\$128,652	2700 CONNECTICUT AVENUE	Ward 3																				
2021	Deputy Mayor for Planning and Economic Development	New Communities Initiative	Grant	HOMES FOR HOPE INC	\$600,000	3009 G Street, SE, Apartme	Ward 7																				
2021	Deputy Mayor for Planning and Economic Development	Neighborhood Prosperity Fund	Grant	3443 Benning LLC	\$250,000	3232 Georgia Avenue, NW	Ward 1																				

FY	Agency	Incentive Name	Incentive Type	Recipient Name	Incentive Amount	MAR Address of Investment	MAR_Ward	Number of District Residents Employed	Number of CBEs	Total Affordable Units Produced or Preserved	30% AMI	50% AMI	60% AMI	80% AMI	1 BRs	2 BRs	3 BRs	4+ BRs	Efficiency	SRO	Unknown BRs	Amenity Produced or Enhanced	Is recipient in compliance with District resident employment requirements?	CBE Compliant?	Affordable Housing Compliance? (Covenanted)	Additional Incentive Benefits	MAR_ID
2021	Deputy Mayor for Planning and Economic Development	Industrial Revenue Bond	Revenue Bond	DC Bilingual PCS	\$12,000,000	33 RIGGS ROAD NE	Ward 5																				
2021	Deputy Mayor for Planning and Economic Development	Industrial Revenue Bond	Revenue Bond	KIPP DC	\$50,000,000	3301 WHEELER ROAD SE	Ward 8																				
2021	None - Tax Expenditure	Real Property Tax Abatement	Tax Abatement	GATEWAY MARKET LLC	\$78,689	340 FLORIDA AVENUE NE	Ward 5																				
2021	None - Tax Expenditure	Real Property Tax Abatement	Tax Abatement	GATEWAY MARKET L/CAL LLC	\$466,605	340 FLORIDA AVENUE NE	Ward 5																				
2021	Department of Housing and Community Development	Housing Production Trust Fund	HPTF Loan	3500 EAST CAPITOL	\$1,828,184	3500 EAST CAPITOL STREET	Ward 7																				
2021	Department of Housing and Community Development	Housing Production Trust Fund	HPTF Loan	3534 EAST CAP VENTURE, LLC	\$950,000	3534 EAST CAPITOL STREET	Ward 7																				
2021	Deputy Mayor for Planning and Economic Development	Industrial Revenue Bond	Revenue Bond	Cesar Chavez PCS	\$13,415,000	3701 HAYES STREET NE	Ward 7																				
2021	None - Tax Expenditure	Real Property Tax Abatement	Tax Abatement	GATEWAY MARKET (SOE) LLC	\$90,341	371 MORSE STREET NE	Ward 5																				
2021	Deputy Mayor for Planning and Economic Development	Industrial Revenue Bond	Revenue Bond	Sidwell Friends	\$13,068,229	3825 WISCONSIN AVENUE N	Ward 3																				
2021	Deputy Mayor for Planning and Economic Development	FY21 Legacy Small Business Recovery Grant	Grant	JMJ, Inc	\$85,500	3908 Pennsylvania Avenue	Ward 7																				
2021	Deputy Mayor for Planning and Economic Development	FY21 DC Locally Made Manufacturing Grant	Grant	With Malus Aforethought, LLC	\$120,000	3930 Georgia Avenue NW	Ward 4																				
2021	Deputy Mayor for Planning and Economic Development	Neighborhood Prosperity Fund	Grant	Marshall Heights Community Development Organization	\$300,000	3939 Benning Road NE, Wash	Ward 0																				
2021	None - Tax Expenditure	Real Property Tax Abatement	Tax Abatement	EDWARD H KAPLAN	\$792,420	4000 MASSACHUSETTS AVE	Ward 3																				
2021	Department of Housing and Community Development	Housing Production Trust Fund	HPTF Loan	SOUTH CAPITOL IMPROVEMENTS, LL	\$5,290,221	4001 SOUTH CAPITOL STREET	Ward 8																				
2021	Deputy Mayor for Planning and Economic Development	Neighborhood Prosperity Fund	Grant	DC Central Kitchen	\$340,000	425 2nd Street NW, Washin	Ward 6																				
2021	Deputy Mayor for Planning and Economic Development	Neighborhood Prosperity Fund	Grant	4600 Minnesota Avenue NE LLC	\$400,000	4600 Minnesota Avenue NE	Ward 0																				
2021	Department of Housing and Community Development	Housing Production Trust Fund	HPTF Loan	PARKWAY OVERLOOK II LP	\$1,251,081	4656 LIVINGSTON ROAD SE	Ward 8																				

FY	Agency	Incentive Name	Incentive Type	Recipient Name	Incentive Amount	MAR Address of Investment	MAR Ward	Number of District Residents Employed	Number of CBEs	Total Affordable Units Produced or Preserved	30% AMI	50% AMI	60% AMI	80% AMI	1 BRs	2 BRs	3 BRs	4+ BRs	Efficiency	SRO	Unknown BRs	Amenity Produced or Enhanced	Is recipient in compliance with District resident employment requirements?	CBE Compliant?	Affordable Housing Compliance? (Covenanted)	Additional Incentive Benefits	MAR_ID
2021	Department of Housing and Community Development	Housing Production Trust Fund	HPTF Loan	PB HANTIV OWNER LLC	\$5,755,133	4811 NORTH CAPITOL STRE	Ward 5																				
2021	Deputy Mayor for Planning and Economic Development	Industrial Revenue Bond	Revenue Bond	LAMB	\$34,135,000	5000 14TH STREET NW	Ward 4																				
2021	None - Tax Expenditure	Real Property Tax Abatement	Tax Abatement	BCB APARTMENTS LLC	\$113,798	5432 CONNECTICUT AVENUE	Ward 3																				
2021	Deputy Mayor for Planning and Economic Development	WRAMC Redevelopment	Grant	THE PARKS AT WALTER REED (TPWR) DEVELOPER, LLC	\$877,433	555 13th Street, NW Suite 400	Ward 2																				
2021	Department of Housing and Community Development	Housing Production Trust Fund	HPTF Loan	555 E STREET SW SENIORS LLC	\$984,238	555 E STREET SW	Ward 6																				
2021	None - Tax Expenditure	Real Property Tax Abatement	Tax Abatement	NOMA DEVELOPMENT LLC	\$984,275	60 L STREET NE	Ward 6																				
2021	Department of Housing and Community Development	Housing Production Trust Fund	HPTF Loan	CIGD PARKSIDE 7 LLC	\$428,478	600 KENILWORTH TERRACE	Ward 7																				
2021	None - Tax Expenditure	Real Property Tax Abatement	Tax Abatement	CI GD PARKSIDE 7 LLC	\$234,169	600 KENILWORTH TERRACE	Ward 7																				
2021	Deputy Mayor for Planning and Economic Development	New Communities Initiative	Grant	HOUSING IN TRANSITION INC - PARK MORTON	\$340,000	610 Park Road NW Washington	Ward 1																				
2021	Department of Housing and Community Development	Housing Production Trust Fund	HPTF Loan	HAMPSTEAD KINGSTON PARTNERS, L	\$83,153	614 LONGFELLOW STREET NW	Ward 4																				
2021	Deputy Mayor for Planning and Economic Development	Industrial Revenue Bond	Revenue Bond	Shakespeare Theatre	\$31,000,000	620 F STREET NE	Ward 6																				
2021	Deputy Mayor for Planning and Economic Development	Industrial Revenue Bond	Revenue Bond	Friendship PCS	\$62,000,000	6200 KANSAS AVENUE NE	Ward 4																				
2021	Department of Housing and Community Development	Housing Production Trust Fund	HPTF Loan	ABRAMS HALL SENIOR	\$187,843	6900 GEORGIA AVENUE NW	Ward 2		4																		
2021	Deputy Mayor for Planning and Economic Development	FY21 DC Locally Made Manufacturing Grant	Grant	City-State Brewing Co. LLC	\$145,000	705 Edgewood Street NE	Ward 5																				
2021	Deputy Mayor for Planning and Economic Development	FY21 DC Locally Made Manufacturing Grant	Grant	Basque Bar LLC	\$95,000	711 Kennedy Street NW	Ward 4																				
2021	None - Tax Expenditure	Real Property Tax Abatement	Tax Abatement	801 NEW JERSEY PHASE 1 LLC	\$199,649	77 H STREET NW	Ward 6																				
2021	Department of Housing and Community Development	Housing Production Trust Fund	HPTF Loan	CAPITOL VISTA COMMUNITY PART	\$1,713,384	800 NEW JERSEY AVENUE NW	Ward 6																				

FY	Agency	Incentive Name	Incentive Type	Recipient Name	Incentive Amount	MAR Address of Investment	MAR Ward	Number of District Residents Employed	Number of CBEs	Total Affordable Units Produced or Preserved	30% AMI	50% AMI	60% AMI	80% AMI	1 BRs	2 BRs	3 BRs	4+ BRs	Efficiency	SRO	Unknown BRs	Amenity Produced or Enhanced	Is recipient in compliance with District resident employment requirements?	CBE Compliant?	Affordable Housing Compliance? (Covenanted)	Additional Incentive Benefits	MAR_ID	
2021	Department of Housing and Community Development	Housing Production Trust Fund	HPTF Loan	800 SOUTHERN AVENUE LLC	\$8,507,981	800 SOUTHERN AVENUE SE	Ward 8																					
2021	Department of Housing and Community Development	Housing Production Trust Fund	HPTF Loan	KENNEDY STREET COMMUNITY PARTNERS	\$4,318,959	809 KENNEDY STREET NW	Ward 4																					
2021	None - Tax Expenditure	Real Property Tax Abatement	Tax Abatement	UNIZO REAL ESTATE DC THREE LLC	\$2,657,821	820 1ST STREET NE	Ward 1																					
2021	Deputy Mayor for Planning and Economic Development	Industrial Revenue Bond	Revenue Bond	Two Rivers PCS	\$40,690,000	820 26TH STREET NE	Ward 5																					
2021	Department of Housing and Community Development	Housing Production Trust Fund	HPTF Loan	LIBERTY PLACE APARTMENTS LLC	\$2,953,612	881 3RD STREET NW	Ward 6																					
2021	Department of Housing and Community Development	Housing Production Trust Fund	HPTF Loan	NATL HOUSING TRUST- ENT PRES CO	\$264,600	881 3RD STREET NW	Ward 6																					
2021	Housing Finance Agency	HFA Revenue Bond	Revenue Bond	NHT - Enterprise and IBF Development	\$2,500,000	881 3RD STREET NW	Ward 6																					
2021	Department of Housing and Community Development	Housing Production Trust Fund	HPTF Loan	PETWORTH STATION LP	\$290,000	930 RANDOLPH STREET NW	Ward 4																					
2021	Department of Housing and Community Development	Housing Production Trust Fund	HPTF Loan	BRIGHTWOOD GARDENS	\$833,755	931 LONGFELLOW STREET NW	Ward 4																					
2021	Department of Housing and Community Development	Housing Production Trust Fund	HPTF Loan	PARK 27	\$4,417,628	MINNESOTA AVENUE SE NW	Ward 8																					
2021	Department of Housing and Community Development	Housing Production Trust Fund	HPTF Loan	ABRAMS HALL NORTH LP	\$1,113,746		Ward 4																					
2021	Deputy Mayor for Planning and Economic Development	Creative and Open Space Modernization	Tax Rebate	Yelp	\$176,138	575 7TH STREET NW	Ward 2																					
2021	Deputy Mayor for Planning and Economic Development	Creative and Open Space Modernization	Tax Rebate	EverFi	\$252,454	2300 N STREET NW	Ward 2																					
2021	Deputy Mayor for Planning and Economic Development	Creative and Open Space Modernization	Tax Rebate	FiscalNote	\$170,259	1201 PENNSYLVANIA AVENUE NW	Ward 2																					
2022	(None - Tax Expenditure)	Tax Exemption	Tax Exemption	JUBILEE MAYCROFT APARTMENTS LP	\$198,922	1474 COLUMBIA RD NW	Ward	N/A	N/A	N/A	N/A	N/A	N/A	N/A	N/A	N/A	N/A	N/A	N/A	N/A	N/A	N/A	N/A	N/A	N/A	N/A	N/A	N/A
2022	(None - Tax Expenditure)	Tax Exemption	Tax Exemption	GLENN ARMS PRESERVATION LP	\$122,957	2524 17TH ST NW	Ward	N/A	N/A	N/A	N/A	N/A	N/A	N/A	N/A	N/A	N/A	N/A	N/A	N/A	N/A	N/A	N/A	N/A	N/A	N/A	N/A	N/A
2022	(None - Tax Expenditure)	Tax Exemption	Tax Exemption	SAMUEL J SIMMONS NCBA ESTATES #1	\$382,639	2801 14TH ST NW	Ward	N/A	N/A	N/A	N/A	N/A	N/A	N/A	N/A	N/A	N/A	N/A	N/A	N/A	N/A	N/A	N/A	N/A	N/A	N/A	N/A	N/A

FY	Agency	Incentive Name	Incentive Type	Recipient Name	Incentive Amount	MAR Address of Investment	MAR Ward	Number of District Residents Employed	Number of CBEs	Total Affordable Units Produced or Preserved	30% AMI	50% AMI	60% AMI	80% AMI	1 BRs	2 BRs	3 BRs	4+ BRs	Efficiency	SRO	Unknown BRs	Amenity Produced or Enhanced	Is recipient in compliance with District resident employment requirements?	CBE Compliant?	Affordable Housing Compliance? (Covenanted)	Additional Incentive Benefits	MAR_ID	
2022	(None - Tax Expenditure)	Tax Exemption	Tax Exemption	COLUMBIA HGTS VILLAGE APARTMENT LP	\$1,086,520	2900 14TH ST NW	Ward	N/A	N/A	N/A	N/A	N/A	N/A	N/A	N/A	N/A	N/A	N/A	N/A	N/A	N/A	N/A	N/A	N/A	N/A	N/A	N/A	N/A
2022	(None - Tax Expenditure)	Tax Exemption	Tax Exemption	SAMUEL KELSEY REDEVELOPMENT LIMITED PARTNERSHIP	\$262,506	3322 14TH ST NW	Ward	N/A	N/A	N/A	N/A	N/A	N/A	N/A	N/A	N/A	N/A	N/A	N/A	N/A	N/A	N/A	N/A	N/A	N/A	N/A	N/A	N/A
2022	(None - Tax Expenditure)	Tax Exemption	Tax Exemption	CAVALIER APARTMENTS LP	\$395,622	3500 14TH ST NW	Ward	N/A	N/A	N/A	N/A	N/A	N/A	N/A	N/A	N/A	N/A	N/A	N/A	N/A	N/A	N/A	N/A	N/A	N/A	N/A	N/A	N/A
2022	(None - Tax Expenditure)	Tax Exemption	Tax Exemption	PAUL LAURENCE DUNBAR APARTMENTS LP	\$298,888	2001 15th St NW	Ward	N/A	N/A	N/A	N/A	N/A	N/A	N/A	N/A	N/A	N/A	N/A	N/A	N/A	N/A	N/A	N/A	N/A	N/A	N/A	N/A	N/A
2022	(None - Tax Expenditure)	Tax Exemption	Tax Exemption	NATIONAL MUSEUM WOMEN IN ARTS	\$400,949	1250 New York AVE NW	Ward	N/A	N/A	N/A	N/A	N/A	N/A	N/A	N/A	N/A	N/A	N/A	N/A	N/A	N/A	N/A	N/A	N/A	N/A	N/A	N/A	N/A
2022	(None - Tax Expenditure)	Real Property Tax Abatement	Tax Abatement	POTOMAC ELECTRIC POWER COMPANY	\$99,500	1025 10TH ST NW	Ward	N/A	N/A	N/A	N/A	N/A	N/A	N/A	N/A	N/A	N/A	N/A	N/A	N/A	N/A	N/A	N/A	N/A	N/A	N/A	N/A	N/A
2022	(None - Tax Expenditure)	Tax Exemption	Tax Exemption	MASS PLACE APARTMENTS LLC	\$318,127	1111 MASSACHUSETTS AVE	Ward	N/A	N/A	N/A	N/A	N/A	N/A	N/A	N/A	N/A	N/A	N/A	N/A	N/A	N/A	N/A	N/A	N/A	N/A	N/A	N/A	N/A
2022	(None - Tax Expenditure)	Tax Exemption	Tax Exemption	1330 SEVENTH STREET LIMITED PARTNERSHIP	\$572,587	1330 7TH ST NW	Ward	N/A	N/A	N/A	N/A	N/A	N/A	N/A	N/A	N/A	N/A	N/A	N/A	N/A	N/A	N/A	N/A	N/A	N/A	N/A	N/A	N/A
2022	(None - Tax Expenditure)	Tax Exemption	Tax Exemption	SCATTERED SITE III LLC	\$97,302	1338 R ST NW	Ward	N/A	N/A	N/A	N/A	N/A	N/A	N/A	N/A	N/A	N/A	N/A	N/A	N/A	N/A	N/A	N/A	N/A	N/A	N/A	N/A	N/A
2022	(None - Tax Expenditure)	Tax Exemption	Tax Exemption	THE STUDIO THEATRE INC	\$191,384	1501 14th ST NW	Ward	N/A	N/A	N/A	N/A	N/A	N/A	N/A	N/A	N/A	N/A	N/A	N/A	N/A	N/A	N/A	N/A	N/A	N/A	N/A	N/A	N/A
2022	(None - Tax Expenditure)	Tax Exemption	Tax Exemption	WOMANS NATL DEMOCRATIC CLUB	\$143,033	1526 NEW HAMPSHIRE AVE	Ward	N/A	N/A	N/A	N/A	N/A	N/A	N/A	N/A	N/A	N/A	N/A	N/A	N/A	N/A	N/A	N/A	N/A	N/A	N/A	N/A	N/A
2022	(None - Tax Expenditure)	Tax Exemption	Tax Exemption	THE PHILLIPS COLLECTION	\$252,432	1600 21ST ST NW	Ward	N/A	N/A	N/A	N/A	N/A	N/A	N/A	N/A	N/A	N/A	N/A	N/A	N/A	N/A	N/A	N/A	N/A	N/A	N/A	N/A	N/A
2022	(None - Tax Expenditure)	Tax Exemption	Tax Exemption	ASBURY DWELLINGS INC	\$222,751	1616 MARION ST NW	Ward	N/A	N/A	N/A	N/A	N/A	N/A	N/A	N/A	N/A	N/A	N/A	N/A	N/A	N/A	N/A	N/A	N/A	N/A	N/A	N/A	N/A
2022	(None - Tax Expenditure)	Tax Exemption	Tax Exemption	CHANNING PHILLIPS HOMES LLC	\$700,440	1710 7th ST NW	Ward	N/A	N/A	N/A	N/A	N/A	N/A	N/A	N/A	N/A	N/A	N/A	N/A	N/A	N/A	N/A	N/A	N/A	N/A	N/A	N/A	N/A
2022	(None - Tax Expenditure)	Tax Exemption	Tax Exemption	LINCOLN-WESTMORELAND HOUSING	\$249,769	1730 7th ST NW	Ward	N/A	N/A	N/A	N/A	N/A	N/A	N/A	N/A	N/A	N/A	N/A	N/A	N/A	N/A	N/A	N/A	N/A	N/A	N/A	N/A	N/A
2022	(None - Tax Expenditure)	Tax Exemption	Tax Exemption	AMERICAN ASSOCIATION OF COLLEGES AND UNIVERSITIES	\$86,734	1818 R ST NW	Ward	N/A	N/A	N/A	N/A	N/A	N/A	N/A	N/A	N/A	N/A	N/A	N/A	N/A	N/A	N/A	N/A	N/A	N/A	N/A	N/A	N/A
2022	(None - Tax Expenditure)	Tax Exemption	Tax Exemption	AMERICAN COLLEGE OF CARDIOLOGY FOUNDATION	\$1,517,282	2400 N ST NW	Ward	N/A	N/A	N/A	N/A	N/A	N/A	N/A	N/A	N/A	N/A	N/A	N/A	N/A	N/A	N/A	N/A	N/A	N/A	N/A	N/A	N/A
2022	(None - Tax Expenditure)	Real Property Tax Abatement	Tax Abatement	POTOMAC ELECTRIC POWER COMPANY	\$114,000	422 8TH ST NW	Ward	N/A	N/A	N/A	N/A	N/A	N/A	N/A	N/A	N/A	N/A	N/A	N/A	N/A	N/A	N/A	N/A	N/A	N/A	N/A	N/A	N/A
2022	(None - Tax Expenditure)	Tax Exemption	Tax Exemption	LANSBURGH THEATER INC	\$615,201	450 7TH ST NW	Ward	N/A	N/A	N/A	N/A	N/A	N/A	N/A	N/A	N/A	N/A	N/A	N/A	N/A	N/A	N/A	N/A	N/A	N/A	N/A	N/A	N/A
2022	(None - Tax Expenditure)	Tax Exemption	Tax Exemption	HARMAN CENTER LLC	\$1,160,485	610 F ST NW	Ward	N/A	N/A	N/A	N/A	N/A	N/A	N/A	N/A	N/A	N/A	N/A	N/A	N/A	N/A	N/A	N/A	N/A	N/A	N/A	N/A	N/A
2022	(None - Tax Expenditure)	Tax Exemption	Tax Exemption	NATIONAL COMMUNITY REINVESTMENT COALITION	\$206,980	727 15TH ST NW	Ward	N/A	N/A	N/A	N/A	N/A	N/A	N/A	N/A	N/A	N/A	N/A	N/A	N/A	N/A	N/A	N/A	N/A	N/A	N/A	N/A	N/A
2022	(None - Tax Expenditure)	Tax Exemption	Tax Exemption	WASHINGTON CHINATOWN DEVELOPMENT COMPANY	\$359,333	800 6TH ST NW	Ward	N/A	N/A	N/A	N/A	N/A	N/A	N/A	N/A	N/A	N/A	N/A	N/A	N/A	N/A	N/A	N/A	N/A	N/A	N/A	N/A	N/A
2022	(None - Tax Expenditure)	Tax Exemption	Tax Exemption	THE PEW CHARITABLE TRUSTS	\$1,010,149	901 E ST NW	Ward	N/A	N/A	N/A	N/A	N/A	N/A	N/A	N/A	N/A	N/A	N/A	N/A	N/A	N/A	N/A	N/A	N/A	N/A	N/A	N/A	N/A
2022	(None - Tax Expenditure)	Tax Exemption	Tax Exemption	PHYLLIS WHEATLEY REDEVELOPMENT LLC	\$160,853	901 Rhode Island Ave NW	Ward	N/A	N/A	N/A	N/A	N/A	N/A	N/A	N/A	N/A	N/A	N/A	N/A	N/A	N/A	N/A	N/A	N/A	N/A	N/A	N/A	N/A



FY	Agency	Incentive Name	Incentive Type	Recipient Name	Incentive Amount	MAR Address of Investment	MAR Ward	Number of District Residents Employed	Number of CBEs	Total Affordable Units Produced or Preserved	30% AMI	50% AMI	60% AMI	80% AMI	1 BRs	2 BRs	3 BRs	4+ BRs	Efficiency	SRO	Unknown BRs	Amenity Produced or Enhanced	Is recipient in compliance with District resident employment requirements?	CBE Compliant?	Affordable Housing Compliance? (Covenanted)	Additional Incentive Benefits	MAR_ID
2022	(None - Tax Expenditure)	Tax Exemption	Tax Exemption	KING HOUSING LLC	\$269,062	1220 12th ST NW	Ward	N/A	N/A	N/A	N/A	N/A	N/A	N/A	N/A	N/A	N/A	N/A	N/A	N/A	N/A	N/A	N/A	N/A	N/A	N/A	N/A
2022	(None - Tax Expenditure)	Tax Exemption	Tax Exemption	CITYMARKET AT O EAST AND WEST LLC	\$380,053	1400 7th St NW	Ward	N/A	N/A	N/A	N/A	N/A	N/A	N/A	N/A	N/A	N/A	N/A	N/A	N/A	N/A	N/A	N/A	N/A	N/A	N/A	N/A
2022	(None - Tax Expenditure)	Tax Exemption	Tax Exemption	DAVID LLOYD KREEGER FOUNDATION	\$312,614	2401 FOXHALL RD NW	Ward	N/A	N/A	N/A	N/A	N/A	N/A	N/A	N/A	N/A	N/A	N/A	N/A	N/A	N/A	N/A	N/A	N/A	N/A	N/A	N/A
2022	(None - Tax Expenditure)	Tax Exemption	Tax Exemption	FHF I WOODLEY PARK LLC	\$805,833	2701 CALVERT ST NW	Ward	N/A	N/A	N/A	N/A	N/A	N/A	N/A	N/A	N/A	N/A	N/A	N/A	N/A	N/A	N/A	N/A	N/A	N/A	N/A	N/A
2022	(None - Tax Expenditure)	Tax Exemption	Tax Exemption	HILLWOOD ESTATE MUSEUM AND GARDENS	\$1,577,193	4155 LINNEAN AVE NW	Ward	N/A	N/A	N/A	N/A	N/A	N/A	N/A	N/A	N/A	N/A	N/A	N/A	N/A	N/A	N/A	N/A	N/A	N/A	N/A	N/A
2022	(None - Tax Expenditure)	Tax Exemption	Tax Exemption	ABRAMS HALL SENIOR LP	\$974,869	1322 Main DR NW	Ward	N/A	N/A	N/A	N/A	N/A	N/A	N/A	N/A	N/A	N/A	N/A	N/A	N/A	N/A	N/A	N/A	N/A	N/A	N/A	N/A
2022	(None - Tax Expenditure)	Tax Exemption	Tax Exemption	COLONY HOUSE NONPROFIT HOUSING CORPORATION	\$102,434	4921 GEORGIA AV NW	Ward	N/A	N/A	N/A	N/A	N/A	N/A	N/A	N/A	N/A	N/A	N/A	N/A	N/A	N/A	N/A	N/A	N/A	N/A	N/A	N/A
2022	(None - Tax Expenditure)	Tax Exemption	Tax Exemption	TAKOMA PLACE INVESTOR LLC	\$119,067	6650 GEORGIA AVE NW	Ward	N/A	N/A	N/A	N/A	N/A	N/A	N/A	N/A	N/A	N/A	N/A	N/A	N/A	N/A	N/A	N/A	N/A	N/A	N/A	N/A
2022	(None - Tax Expenditure)	Tax Exemption	Tax Exemption	CHILDREN'S NATIONAL AT WALTER REED LLC	\$2,012,458	7144 13TH ST NW	Ward	N/A	N/A	N/A	N/A	N/A	N/A	N/A	N/A	N/A	N/A	N/A	N/A	N/A	N/A	N/A	N/A	N/A	N/A	N/A	N/A
2022	(None - Tax Expenditure)	Tax Exemption	Tax Exemption	113 POTOMAC AVE SW LP	\$317,236	3830 GEORGIA AVENUE NW	Ward	N/A	N/A	N/A	N/A	N/A	N/A	N/A	N/A	N/A	N/A	N/A	N/A	N/A	N/A	N/A	N/A	N/A	N/A	N/A	N/A
2022	(None - Tax Expenditure)	Tax Exemption	Tax Exemption	EDGEWOOD TERRACE ONE LLC	\$237,450	625 EDGEWOOD ST NE	Ward	N/A	N/A	N/A	N/A	N/A	N/A	N/A	N/A	N/A	N/A	N/A	N/A	N/A	N/A	N/A	N/A	N/A	N/A	N/A	N/A
2022	(None - Tax Expenditure)	Real Property Tax Abatement	Tax Abatement	WASHINGTON GATEWAY APARTMENTS VENTURE LLC	\$257,663	100 FLORIDA AVE NE	Ward	N/A	N/A	N/A	N/A	N/A	N/A	N/A	N/A	N/A	N/A	N/A	N/A	N/A	N/A	N/A	N/A	N/A	N/A	N/A	N/A
2022	(None - Tax Expenditure)	Real Property Tax Abatement	Tax Abatement	151 Q STREET RESIDENTIAL LLC	\$86,319	150 Q ST NE	Ward	N/A	N/A	N/A	N/A	N/A	N/A	N/A	N/A	N/A	N/A	N/A	N/A	N/A	N/A	N/A	N/A	N/A	N/A	N/A	N/A
2022	(None - Tax Expenditure)	Real Property Tax Abatement	Tax Abatement	151 Q STREET RESIDENTIAL LLC	\$177,303	151 Q ST NE	Ward	N/A	N/A	N/A	N/A	N/A	N/A	N/A	N/A	N/A	N/A	N/A	N/A	N/A	N/A	N/A	N/A	N/A	N/A	N/A	N/A
2022	(None - Tax Expenditure)	Tax Exemption	Tax Exemption	NORTHWEST COOPERATIVE HOMES	\$120,509	1600 1ST ST NE	Ward	N/A	N/A	N/A	N/A	N/A	N/A	N/A	N/A	N/A	N/A	N/A	N/A	N/A	N/A	N/A	N/A	N/A	N/A	N/A	N/A
2022	(None - Tax Expenditure)	Real Property Tax Abatement	Tax Abatement	151 Q STREET RESIDENTIAL LLC	\$130,434	200 Q ST NE	Ward	N/A	N/A	N/A	N/A	N/A	N/A	N/A	N/A	N/A	N/A	N/A	N/A	N/A	N/A	N/A	N/A	N/A	N/A	N/A	N/A
2022	(None - Tax Expenditure)	Tax Exemption	Tax Exemption	2321 4TH STREET LLC	\$296,518	2321 4TH ST NE	Ward	N/A	N/A	N/A	N/A	N/A	N/A	N/A	N/A	N/A	N/A	N/A	N/A	N/A	N/A	N/A	N/A	N/A	N/A	N/A	N/A
2022	(None - Tax Expenditure)	Tax Exemption	Tax Exemption	PB HAN TIV OWNER LLC	\$81,371	2945 KNOX PL SE	Ward	N/A	N/A	N/A	N/A	N/A	N/A	N/A	N/A	N/A	N/A	N/A	N/A	N/A	N/A	N/A	N/A	N/A	N/A	N/A	N/A
2022	(None - Tax Expenditure)	Tax Exemption	Tax Exemption	NORTH CAPITOL AT PLYMOUTH INC	\$110,117	5233 NORTH CAPITOL ST NE	Ward	N/A	N/A	N/A	N/A	N/A	N/A	N/A	N/A	N/A	N/A	N/A	N/A	N/A	N/A	N/A	N/A	N/A	N/A	N/A	N/A
2022	(None - Tax Expenditure)	Real Property Tax Abatement	Tax Abatement	POTOMAC ELECTRIC POWER COMPANY	\$102,500	101A Harry Thomas Way NE	Ward	N/A	N/A	N/A	N/A	N/A	N/A	N/A	N/A	N/A	N/A	N/A	N/A	N/A	N/A	N/A	N/A	N/A	N/A	N/A	N/A
2022	(None - Tax Expenditure)	Tax Exemption	Tax Exemption	COSTCO WHOLESALE CORPORATION	\$403,649	2441 Market ST NE	Ward	N/A	N/A	N/A	N/A	N/A	N/A	N/A	N/A	N/A	N/A	N/A	N/A	N/A	N/A	N/A	N/A	N/A	N/A	N/A	N/A
2022	(None - Tax Expenditure)	Tax Exemption	Tax Exemption	PLAZA WEST LLC	\$820,193	307 K ST NW	Ward	N/A	N/A	N/A	N/A	N/A	N/A	N/A	N/A	N/A	N/A	N/A	N/A	N/A	N/A	N/A	N/A	N/A	N/A	N/A	N/A
2022	(None - Tax Expenditure)	Tax Exemption	Tax Exemption	GOLDEN RULE PLAZA INC	\$417,062	1050 NEW JERSEY AVE NW	Ward	N/A	N/A	N/A	N/A	N/A	N/A	N/A	N/A	N/A	N/A	N/A	N/A	N/A	N/A	N/A	N/A	N/A	N/A	N/A	N/A
2022	(None - Tax Expenditure)	Real Property Tax Abatement	Tax Abatement	NATIONAL PUBLIC RADIO INC	\$265,420	1111 NORTH CAPITOL ST NE	Ward	N/A	N/A	N/A	N/A	N/A	N/A	N/A	N/A	N/A	N/A	N/A	N/A	N/A	N/A	N/A	N/A	N/A	N/A	N/A	N/A
2022	(None - Tax Expenditure)	Tax Exemption	Tax Exemption	TYLER HOUSE ASSOCIATES 95 L.P.	\$620,583	1200 NORTH CAPITOL ST NW	Ward	N/A	N/A	N/A	N/A	N/A	N/A	N/A	N/A	N/A	N/A	N/A	N/A	N/A	N/A	N/A	N/A	N/A	N/A	N/A	N/A
2022	(None - Tax Expenditure)	Tax Exemption	Tax Exemption	ATLAS PERFORMING ARTS CENTER	\$682,602	1333 H ST NE	Ward	N/A	N/A	N/A	N/A	N/A	N/A	N/A	N/A	N/A	N/A	N/A	N/A	N/A	N/A	N/A	N/A	N/A	N/A	N/A	N/A
2022	(None - Tax Expenditure)	Real Property Tax Abatement	Tax Abatement	THE FLATS 140 DC RESIDENTIAL LLC	\$129,089	140 M ST NE	Ward	N/A	N/A	N/A	N/A	N/A	N/A	N/A	N/A	N/A	N/A	N/A	N/A	N/A	N/A	N/A	N/A	N/A	N/A	N/A	N/A
2022	(None - Tax Expenditure)	Real Property Tax Abatement	Tax Abatement	POTOMAC ELECTRIC POWER COMPANY	\$206,500	1620 2ND ST SW	Ward	N/A	N/A	N/A	N/A	N/A	N/A	N/A	N/A	N/A	N/A	N/A	N/A	N/A	N/A	N/A	N/A	N/A	N/A	N/A	N/A

FY	Agency	Incentive Name	Incentive Type	Recipient Name	Incentive Amount	MAR Address of Investment	MAR Ward	Number of District Residents Employed	Number of CBEs	Total Affordable Units Produced or Preserved	30% AMI	50% AMI	60% AMI	80% AMI	1 BRs	2 BRs	3 BRs	4+ BRs	Efficiency	SRO	Unknown BRs	Amenity Produced or Enhanced	Is recipient in compliance with District resident employment requirements?	CBE Compliant?	Affordable Housing Compliance? (Covenanted)	Additional Incentive Benefits	MAR ID		
2022	(None - Tax Expenditure)	Real Property Tax Abatement	Tax Abatement	POTOMAC ELECTRIC POWER COMPANY	\$599,964	1930 1ST ST SW	Ward	N/A	N/A	N/A	N/A	N/A	N/A	N/A	N/A	N/A	N/A	N/A	N/A	N/A	N/A	N/A	N/A	N/A	N/A	N/A	N/A	N/A	
2022	(None - Tax Expenditure)	Real Property Tax Abatement	Tax Abatement	STEUART H STREET LLC	\$207,402	300 H ST NE	Ward	N/A	N/A	N/A	N/A	N/A	N/A	N/A	N/A	N/A	N/A	N/A	N/A	N/A	N/A	N/A	N/A	N/A	N/A	N/A	N/A	N/A	
2022	(None - Tax Expenditure)	Real Property Tax Abatement	Tax Abatement	POTOMAC ELECTRIC POWER COMPANY	\$132,500	45 E ST NW	Ward	N/A	N/A	N/A	N/A	N/A	N/A	N/A	N/A	N/A	N/A	N/A	N/A	N/A	N/A	N/A	N/A	N/A	N/A	N/A	N/A	N/A	
2022	(None - Tax Expenditure)	Real Property Tax Abatement	Tax Abatement	NOMA DEVELOPMENT LLC	\$229,985	60 L ST NE	Ward	N/A	N/A	N/A	N/A	N/A	N/A	N/A	N/A	N/A	N/A	N/A	N/A	N/A	N/A	N/A	N/A	N/A	N/A	N/A	N/A	N/A	
2022	(None - Tax Expenditure)	Real Property Tax Abatement	Tax Abatement	DISTRICT OF COLUMBIA	\$198,318	H ST NW	Ward	N/A	N/A	N/A	N/A	N/A	N/A	N/A	N/A	N/A	N/A	N/A	N/A	N/A	N/A	N/A	N/A	N/A	N/A	N/A	N/A	N/A	
2022	(None - Tax Expenditure)	Tax Exemption	Tax Exemption	STEUART H STREET LLC	\$239,664	300 H St NE	Ward	N/A	N/A	N/A	N/A	N/A	N/A	N/A	N/A	N/A	N/A	N/A	N/A	N/A	N/A	N/A	N/A	N/A	N/A	N/A	N/A	N/A	
2022	(None - Tax Expenditure)	Tax Exemption	Tax Exemption	BENNING RESIDENTIAL LLC	\$150,619	0120 45TH ST NE R-2	Ward	N/A	N/A	N/A	N/A	N/A	N/A	N/A	N/A	N/A	N/A	N/A	N/A	N/A	N/A	N/A	N/A	N/A	N/A	N/A	N/A	N/A	N/A
2022	(None - Tax Expenditure)	Tax Exemption	Tax Exemption	GALES PLACE ASSOCIATES LIMITED PARTNERSHIP	\$128,164	1701 BENNING RD NE	Ward	N/A	N/A	N/A	N/A	N/A	N/A	N/A	N/A	N/A	N/A	N/A	N/A	N/A	N/A	N/A	N/A	N/A	N/A	N/A	N/A	N/A	N/A
2022	(None - Tax Expenditure)	Real Property Tax Abatement	Tax Abatement	POTOMAC ELECTRIC POWER COMPANY	\$339,000	3400 BENNING RD NE	Ward	N/A	N/A	N/A	N/A	N/A	N/A	N/A	N/A	N/A	N/A	N/A	N/A	N/A	N/A	N/A	N/A	N/A	N/A	N/A	N/A	N/A	N/A
2022	(None - Tax Expenditure)	Tax Exemption	Tax Exemption	MILESTONE EAST CAPITOL 3 LLC	\$91,350	3501 EAST CAPITOL ST SE	Ward	N/A	N/A	N/A	N/A	N/A	N/A	N/A	N/A	N/A	N/A	N/A	N/A	N/A	N/A	N/A	N/A	N/A	N/A	N/A	N/A	N/A	N/A
2022	(None - Tax Expenditure)	Tax Exemption	Tax Exemption	ANACOSTIA GARDENS OWNER LLC	\$83,033	3600 ELY PL SE	Ward	N/A	N/A	N/A	N/A	N/A	N/A	N/A	N/A	N/A	N/A	N/A	N/A	N/A	N/A	N/A	N/A	N/A	N/A	N/A	N/A	N/A	N/A
2022	(None - Tax Expenditure)	Tax Exemption	Tax Exemption	JAY STREET ASSOCIATES	\$342,219	3712 HAYES ST NE	Ward	N/A	N/A	N/A	N/A	N/A	N/A	N/A	N/A	N/A	N/A	N/A	N/A	N/A	N/A	N/A	N/A	N/A	N/A	N/A	N/A	N/A	N/A
2022	(None - Tax Expenditure)	Tax Exemption	Tax Exemption	MAYFAIR MANSIONS LIMITED PARTNERSHIP	\$290,429	3720 HAYES ST NE	Ward	N/A	N/A	N/A	N/A	N/A	N/A	N/A	N/A	N/A	N/A	N/A	N/A	N/A	N/A	N/A	N/A	N/A	N/A	N/A	N/A	N/A	N/A
2022	(None - Tax Expenditure)	Tax Exemption	Tax Exemption	BENNING HEIGHTS INVESTOR LLC	\$165,089	4341 E ST SE	Ward	N/A	N/A	N/A	N/A	N/A	N/A	N/A	N/A	N/A	N/A	N/A	N/A	N/A	N/A	N/A	N/A	N/A	N/A	N/A	N/A	N/A	N/A
2022	(None - Tax Expenditure)	Tax Exemption	Tax Exemption	4800 NHB LP	\$464,344	4800 NANNIE HELEN BURRC	Ward	N/A	N/A	N/A	N/A	N/A	N/A	N/A	N/A	N/A	N/A	N/A	N/A	N/A	N/A	N/A	N/A	N/A	N/A	N/A	N/A	N/A	N/A
2022	(None - Tax Expenditure)	Tax Exemption	Tax Exemption	NANNIE HELEN OWNER LLC	\$190,581	5127 NANNIE HELEN BURRC	Ward	N/A	N/A	N/A	N/A	N/A	N/A	N/A	N/A	N/A	N/A	N/A	N/A	N/A	N/A	N/A	N/A	N/A	N/A	N/A	N/A	N/A	N/A
2022	(None - Tax Expenditure)	Tax Exemption	Tax Exemption	DEANWOOD HILLS LLC	\$155,544	5201 Hayes ST NE	Ward	N/A	N/A	N/A	N/A	N/A	N/A	N/A	N/A	N/A	N/A	N/A	N/A	N/A	N/A	N/A	N/A	N/A	N/A	N/A	N/A	N/A	N/A
2022	(None - Tax Expenditure)	Real Property Tax Abatement	Tax Abatement	CI GD PARKSIDE 7 LLC	\$150,000	600 Kenilworth TER NE	Ward	N/A	N/A	N/A	N/A	N/A	N/A	N/A	N/A	N/A	N/A	N/A	N/A	N/A	N/A	N/A	N/A	N/A	N/A	N/A	N/A	N/A	N/A
2022	(None - Tax Expenditure)	Tax Exemption	Tax Exemption	CARVER SENIOR APARTMENTS LIMITED PARTNERSHIP	\$88,297	4800 East Capitol St NE	Ward	N/A	N/A	N/A	N/A	N/A	N/A	N/A	N/A	N/A	N/A	N/A	N/A	N/A	N/A	N/A	N/A	N/A	N/A	N/A	N/A	N/A	N/A
2022	(None - Tax Expenditure)	Tax Exemption	Tax Exemption	SQUARE 882N AFFORDABLE LP	\$103,826	601 L ST SE	Ward	N/A	N/A	N/A	N/A	N/A	N/A	N/A	N/A	N/A	N/A	N/A	N/A	N/A	N/A	N/A	N/A	N/A	N/A	N/A	N/A	N/A	N/A
2022	(None - Tax Expenditure)	Tax Exemption	Tax Exemption	SQUARE 769N AFFORDABLE OWNER LLC	\$90,958	1100 2ND PL SE	Ward	N/A	N/A	N/A	N/A	N/A	N/A	N/A	N/A	N/A	N/A	N/A	N/A	N/A	N/A	N/A	N/A	N/A	N/A	N/A	N/A	N/A	N/A
2022	(None - Tax Expenditure)	Tax Exemption	Tax Exemption	WOODMONT CROSSING INVESTOR LLC	\$203,615	2321 GOOD HOPE CT SE	Ward	N/A	N/A	N/A	N/A	N/A	N/A	N/A	N/A	N/A	N/A	N/A	N/A	N/A	N/A	N/A	N/A	N/A	N/A	N/A	N/A	N/A	N/A
2022	(None - Tax Expenditure)	Tax Exemption	Tax Exemption	PARKSIDE TERRACE DEVELOPMENT LLC	\$249,445	3700 9TH ST SE	Ward	N/A	N/A	N/A	N/A	N/A	N/A	N/A	N/A	N/A	N/A	N/A	N/A	N/A	N/A	N/A	N/A	N/A	N/A	N/A	N/A	N/A	N/A
2022	(None - Tax Expenditure)	Tax Exemption	Tax Exemption	BELMONT CROSSING PARTNERS LLC	\$164,567	4201 7TH ST SE	Ward	N/A	N/A	N/A	N/A	N/A	N/A	N/A	N/A	N/A	N/A	N/A	N/A	N/A	N/A	N/A	N/A	N/A	N/A	N/A	N/A	N/A	N/A
2022	(None - Tax Expenditure)	Tax Exemption	Tax Exemption	ATLANTIC TERRACE LTD	\$114,428	4301 3rd ST SE	Ward	N/A	N/A	N/A	N/A	N/A	N/A	N/A	N/A	N/A	N/A	N/A	N/A	N/A	N/A	N/A	N/A	N/A	N/A	N/A	N/A	N/A	N/A
2022	(None - Tax Expenditure)	Tax Exemption	Tax Exemption	800 SOUTHERN AVENUE LLC	\$236,626	800 SOUTHERN AVE SE	Ward	N/A	N/A	N/A	N/A	N/A	N/A	N/A	N/A	N/A	N/A	N/A	N/A	N/A	N/A	N/A	N/A	N/A	N/A	N/A	N/A	N/A	N/A
2022	(None - Tax Expenditure)	Tax Exemption	Tax Exemption	FC 1212 LLC	\$520,779	401 M ST SE	Ward	N/A	N/A	N/A	N/A	N/A	N/A	N/A	N/A	N/A	N/A	N/A	N/A	N/A	N/A	N/A	N/A	N/A	N/A	N/A	N/A	N/A	N/A
2022	(None - Tax Expenditure)	Tax Exemption	Tax Exemption	WOODBERRY APARTMENTS LP	\$132,385	2224 Savannah Terrace SE	Ward	N/A	N/A	N/A	N/A	N/A	N/A	N/A	N/A	N/A	N/A	N/A	N/A	N/A	N/A	N/A	N/A	N/A	N/A	N/A	N/A	N/A	N/A

FY	Agency	Incentive Name	Incentive Type	Recipient Name	Incentive Amount	MAR Address of Investment	MAR Ward	Number of District Residents Employed	Number of CBEs	Total Affordable Units Produced or Preserved	30% AMI	50% AMI	60% AMI	80% AMI	1 BRs	2 BRs	3 BRs	4+ BRs	Efficiency	SRO	Unknown BRs	Amenity Produced or Enhanced	Is recipient in compliance with District resident employment requirements?	CBE Compliant?	Affordable Housing Compliance? (Covenanted)	Additional Incentive Benefits	MAR_ID
2022	(None - Tax Expenditure)	Tax Exemption	Tax Exemption	MHP WORTHINGTON WOODS LLC	\$230,697	4419 3rd St SE	Ward	N/A	N/A	N/A	N/A	N/A	N/A	N/A	N/A	N/A	N/A	N/A	N/A	N/A	N/A	N/A	N/A	N/A	N/A	N/A	N/A
2022	(None - Tax Expenditure)	Qualified High Technology Companies Tax Benefit (QHTC)	District Tax Credits	Income Tax Credits: QHTCs	\$34,470,866	N/A	Multi	N/A	N/A	N/A	N/A	N/A	N/A	N/A	N/A	N/A	N/A	N/A	N/A	N/A	N/A	N/A	N/A	N/A	N/A	N/A	N/A
2022	(None - Tax Expenditure)	Small Retailer Property Tax Relief Credit	District Tax Credits	Small Retailer Property Tax Relief Credit	\$2,660,678	N/A	Multi	N/A	N/A	N/A	N/A	N/A	N/A	N/A	N/A	N/A	N/A	N/A	N/A	N/A	N/A	N/A	N/A	N/A	N/A	N/A	N/A
2022	(None - Tax Expenditure)	Tax Exemption	Tax Exemption	EAST RIVER PRESERVATION PARTNERS LLC	\$124,332	N/A	Multi	N/A	N/A	N/A	N/A	N/A	N/A	N/A	N/A	N/A	N/A	N/A	N/A	N/A	N/A	N/A	N/A	N/A	N/A	N/A	N/A
2022	(None - Tax Expenditure)	Tax Exemption	Tax Exemption	(Aggregate)	\$487,357	N/A	Multi	N/A	N/A	N/A	N/A	N/A	N/A	N/A	N/A	N/A	N/A	N/A	N/A	N/A	N/A	N/A	N/A	N/A	N/A	N/A	N/A
2022	DC Public Library	DC Public Library Contract Expenditures	Expenditures on Contracts	SMOOT GILBANE III MLK JT VENTR	\$145,078	N/A	Ward	N/A	N/A	N/A	N/A	N/A	N/A	N/A	N/A	N/A	N/A	N/A	N/A	N/A	N/A	N/A	N/A	N/A	N/A	N/A	N/A
2022	DC Public Library	DC Public Library Contract Expenditures	Expenditures on Contracts	CONSIGLI CONSTRUCTION CO., INC	\$7,079,180	5401 South Dakota Ave NE,	Ward	N/A	N/A	N/A	N/A	N/A	N/A	N/A	N/A	N/A	N/A	N/A	N/A	N/A	N/A	N/A	N/A	N/A	N/A	N/A	N/A
2022	DC Public Library	DC Public Library Contract Expenditures	Expenditures on Contracts	WHITING-TURNER CONTRACTING CO	\$1,235,263	900 Wesley Pl SW, Washing	Ward	N/A	N/A	N/A	N/A	N/A	N/A	N/A	N/A	N/A	N/A	N/A	N/A	N/A	N/A	N/A	N/A	N/A	N/A	N/A	N/A
2022	DC Public Library	DC Public Library Contract Expenditures	Expenditures on Contracts	TURNER CONSTRUCTION COMPANY	\$301,031	900 Wesley Pl SW, Washing	Ward	N/A	N/A	N/A	N/A	N/A	N/A	N/A	N/A	N/A	N/A	N/A	N/A	N/A	N/A	N/A	N/A	N/A	N/A	N/A	N/A
2022	DC Public Library	DC Public Library Contract Expenditures	Expenditures on Contracts	RSC ELECTRICAL AND MECHANIC	\$142,473	N/A	Multi	N/A	N/A	N/A	N/A	N/A	N/A	N/A	N/A	N/A	N/A	N/A	N/A	N/A	N/A	N/A	N/A	N/A	N/A	N/A	N/A
2022	DC Public Library	DC Public Library Contract Expenditures	Expenditures on Contracts	WISS,JANNEY,ELSTNER ASSOCIATES	\$213,050	N/A	Multi	N/A	N/A	N/A	N/A	N/A	N/A	N/A	N/A	N/A	N/A	N/A	N/A	N/A	N/A	N/A	N/A	N/A	N/A	N/A	N/A
2022	DC Public Library	DC Public Library Contract Expenditures	Expenditures on Contracts	NETWORKING FOR FUTURE INC	\$320,481	N/A	Multi	N/A	N/A	N/A	N/A	N/A	N/A	N/A	N/A	N/A	N/A	N/A	N/A	N/A	N/A	N/A	N/A	N/A	N/A	N/A	N/A
2022	District Department of Transportation	11th Street Bridge Park	Expenditures on Contracts	WHITMAN REQUARDT AND ASSOC	\$3,260,441	11th St Bridge, Washington	Ward	N/A	N/A	N/A	N/A	N/A	N/A	N/A	N/A	N/A	N/A	N/A	N/A	N/A	N/A	N/A	N/A	N/A	N/A	N/A	N/A
2022	Department of Employment Services	DC Infrastructure Academy	Expenditures on Contracts	BELL ARCHITECTS, PC	\$447,751	N/A	Ward	N/A	N/A	N/A	N/A	N/A	N/A	N/A	N/A	N/A	N/A	N/A	N/A	N/A	N/A	N/A	N/A	N/A	N/A	N/A	N/A
2022	Department of Employment Services	DC Infrastructure Academy	Expenditures on Contracts	BRAILSFORD & DUNLAVEY, INC.	\$208,103	N/A	Ward	N/A	N/A	N/A	N/A	N/A	N/A	N/A	N/A	N/A	N/A	N/A	N/A	N/A	N/A	N/A	N/A	N/A	N/A	N/A	N/A
2022	Department of Employment Services	Marion Barry Summer Youth Employment Program Grant	Grants	Youth Entrepreneur Instit	\$100,000	N/A	Ward	N/A	N/A	N/A	N/A	N/A	N/A	N/A	N/A	N/A	N/A	N/A	N/A	N/A	N/A	N/A	N/A	N/A	N/A	N/A	N/A
2022	Department of Employment Services	DC Infrastructure Academy	Grants	Community College Prep Academy	\$75,500	N/A	Ward	N/A	N/A	N/A	N/A	N/A	N/A	N/A	N/A	N/A	N/A	N/A	N/A	N/A	N/A	N/A	N/A	N/A	N/A	N/A	N/A
2022	Department of Employment Services	DC Infrastructure Academy	Grants	Opportunities Industrial	\$189,881	N/A	Ward	N/A	N/A	N/A	N/A	N/A	N/A	N/A	N/A	N/A	N/A	N/A	N/A	N/A	N/A	N/A	N/A	N/A	N/A	N/A	N/A
2022	Department of Health Care Finance	Cedar Hill Regional Medical Center at St Elizabeths East Campus	Expenditures on Contracts	UHS BUILDING SOLUTIONS INC	\$54,165,065	N/A	Ward	N/A	N/A	N/A	N/A	N/A	N/A	N/A	N/A	N/A	N/A	N/A	N/A	N/A	N/A	N/A	N/A	N/A	N/A	N/A	N/A
2022	Department of Small & Local Business Development	Commercial Clean Teams	Grants	ADAMS MORGAN PARTNERSHIP	\$143,113	N/A	Ward	N/A	N/A	N/A	N/A	N/A	N/A	N/A	N/A	N/A	N/A	N/A	N/A	N/A	N/A	N/A	N/A	N/A	N/A	N/A	N/A
2022	Department of Small & Local Business Development	Commercial Clean Teams	Grants	MOUNT VERNON TRIANGLE CD	\$137,113	N/A	Ward	N/A	N/A	N/A	N/A	N/A	N/A	N/A	N/A	N/A	N/A	N/A	N/A	N/A	N/A	N/A	N/A	N/A	N/A	N/A	N/A
2022	Department of Small & Local Business Development	Main Streets	Grants	FRIENDS OF GEORGETOWN	\$150,080	N/A	Ward	N/A	N/A	N/A	N/A	N/A	N/A	N/A	N/A	N/A	N/A	N/A	N/A	N/A	N/A	N/A	N/A	N/A	N/A	N/A	N/A

FY	Agency	Incentive Name	Incentive Type	Recipient Name	Incentive Amount	MAR Address of Investment	MAR_Ward	Number of District Residents Employed	Number of CBEs	Total Affordable Units Produced or Preserved	30% AMI	50% AMI	60% AMI	80% AMI	1 BRs	2 BRs	3 BRs	4+ BRs	Efficiency	SRO	Unknown BRs	Amenity Produced or Enhanced	Is recipient in compliance with District resident employment requirements?	CBE Compliant?	Affordable Housing Compliance? (Covenanted)	Additional Incentive Benefits	MAR_ID	
2022	Department of Small & Local Business Development	Commercial Clean Teams	Grants	TENLEYTOWN MAIN STREET	\$174,634	N/A	Ward	N/A	N/A	N/A	N/A	N/A	N/A	N/A	N/A	N/A	N/A	N/A	N/A	N/A	N/A	N/A	N/A	N/A	N/A	N/A	N/A	N/A
2022	Department of Small & Local Business Development	Main Streets	Grants	FRIENDSHIP HEIGHTS ALLIANCE	\$295,000	N/A	Ward	N/A	N/A	N/A	N/A	N/A	N/A	N/A	N/A	N/A	N/A	N/A	N/A	N/A	N/A	N/A	N/A	N/A	N/A	N/A	N/A	N/A
2022	Department of Small & Local Business Development	Main Streets	Grants	GLOVER PARK ALLIANCE	\$150,080	N/A	Ward	N/A	N/A	N/A	N/A	N/A	N/A	N/A	N/A	N/A	N/A	N/A	N/A	N/A	N/A	N/A	N/A	N/A	N/A	N/A	N/A	N/A
2022	Department of Small & Local Business Development	Main Streets	Grants	PALISADES CITIZENS ASSOCIATION	\$157,500	N/A	Ward	N/A	N/A	N/A	N/A	N/A	N/A	N/A	N/A	N/A	N/A	N/A	N/A	N/A	N/A	N/A	N/A	N/A	N/A	N/A	N/A	N/A
2022	Department of Small & Local Business Development	Main Streets	Grants	TENLEYTOWN MAIN STREET	\$150,080	N/A	Ward	N/A	N/A	N/A	N/A	N/A	N/A	N/A	N/A	N/A	N/A	N/A	N/A	N/A	N/A	N/A	N/A	N/A	N/A	N/A	N/A	N/A
2022	Department of Small & Local Business Development	Main Streets	Grants	VAN NESS GROUP INC	\$150,080	N/A	Ward	N/A	N/A	N/A	N/A	N/A	N/A	N/A	N/A	N/A	N/A	N/A	N/A	N/A	N/A	N/A	N/A	N/A	N/A	N/A	N/A	N/A
2022	Department of Small & Local Business Development	Commercial Clean Teams	Grants	EMORY BEACON OF LIGHT INC	\$323,539	N/A	Ward	N/A	N/A	N/A	N/A	N/A	N/A	N/A	N/A	N/A	N/A	N/A	N/A	N/A	N/A	N/A	N/A	N/A	N/A	N/A	N/A	N/A
2022	Department of Small & Local Business Development	Main Streets	Grants	UPTOWN COMMUNITY INITIATIVE	\$330,092	N/A	Ward	N/A	N/A	N/A	N/A	N/A	N/A	N/A	N/A	N/A	N/A	N/A	N/A	N/A	N/A	N/A	N/A	N/A	N/A	N/A	N/A	N/A
2022	Department of Small & Local Business Development	Commercial Clean Teams	Grants	FRIENDS OF RHODE ISLAND AVE NE	\$117,678	N/A	Ward	N/A	N/A	N/A	N/A	N/A	N/A	N/A	N/A	N/A	N/A	N/A	N/A	N/A	N/A	N/A	N/A	N/A	N/A	N/A	N/A	N/A
2022	Department of Small & Local Business Development	Commercial Clean Teams	Grants	NORTH CAPITOL MAIN STREET	\$115,878	N/A	Ward	N/A	N/A	N/A	N/A	N/A	N/A	N/A	N/A	N/A	N/A	N/A	N/A	N/A	N/A	N/A	N/A	N/A	N/A	N/A	N/A	N/A
2022	Department of Small & Local Business Development	Main Streets	Grants	FRIENDS OF RHODE ISLAND AVE NE	\$300,160	N/A	Ward	N/A	N/A	N/A	N/A	N/A	N/A	N/A	N/A	N/A	N/A	N/A	N/A	N/A	N/A	N/A	N/A	N/A	N/A	N/A	N/A	N/A
2022	Department of Small & Local Business Development	Main Streets	Grants	NORTH CAPITOL MAIN STREET	\$150,080	N/A	Ward	N/A	N/A	N/A	N/A	N/A	N/A	N/A	N/A	N/A	N/A	N/A	N/A	N/A	N/A	N/A	N/A	N/A	N/A	N/A	N/A	N/A
2022	Department of Small & Local Business Development	Commercial Clean Teams	Grants	BARRACKS ROW MAINSTREET	\$106,878	N/A	Ward	N/A	N/A	N/A	N/A	N/A	N/A	N/A	N/A	N/A	N/A	N/A	N/A	N/A	N/A	N/A	N/A	N/A	N/A	N/A	N/A	N/A
2022	Department of Small & Local Business Development	Main Streets	Grants	BARRACKS ROW MAINSTREET	\$187,600	N/A	Ward	N/A	N/A	N/A	N/A	N/A	N/A	N/A	N/A	N/A	N/A	N/A	N/A	N/A	N/A	N/A	N/A	N/A	N/A	N/A	N/A	N/A
2022	Department of Small & Local Business Development	Main Streets	Grants	MERCHANT ROW ASSOCIATION, CORP	\$135,072	N/A	Ward	N/A	N/A	N/A	N/A	N/A	N/A	N/A	N/A	N/A	N/A	N/A	N/A	N/A	N/A	N/A	N/A	N/A	N/A	N/A	N/A	N/A

FY	Agency	Incentive Name	Incentive Type	Recipient Name	Incentive Amount	MAR Address of Investment	MAR_Ward	Number of District Residents Employed	Number of CBEs	Total Affordable Units Produced or Preserved	30% AMI	50% AMI	60% AMI	80% AMI	1 BRs	2 BRs	3 BRs	4+ BRs	Efficiency	SRO	Unknown BRs	Amenity Produced or Enhanced	Is recipient in compliance with District resident employment requirements?	CBE Compliant?	Affordable Housing Compliance? (Covenanted)	Additional Incentive Benefits	MAR_ID	
2022	Department of Small & Local Business Development	Commercial Clean Teams	Grants	DEANWOOD HEIGHTS MAIN STREETS	\$144,278	N/A	Ward	N/A	N/A	N/A	N/A	N/A	N/A	N/A	N/A	N/A	N/A	N/A	N/A	N/A	N/A	N/A	N/A	N/A	N/A	N/A	N/A	N/A
2022	Department of Small & Local Business Development	Main Streets	Grants	DEANWOOD HEIGHTS MAIN STREETS	\$135,072	N/A	Ward	N/A	N/A	N/A	N/A	N/A	N/A	N/A	N/A	N/A	N/A	N/A	N/A	N/A	N/A	N/A	N/A	N/A	N/A	N/A	N/A	N/A
2022	Department of Small & Local Business Development	Main Streets	Grants	MARSHALL HEIGHTS COMMUNITY	\$159,580	N/A	Ward	N/A	N/A	N/A	N/A	N/A	N/A	N/A	N/A	N/A	N/A	N/A	N/A	N/A	N/A	N/A	N/A	N/A	N/A	N/A	N/A	N/A
2022	Department of Small & Local Business Development	Main Streets	Grants	WASHINGTON AREA COMMUNITY	\$127,568	N/A	Ward	N/A	N/A	N/A	N/A	N/A	N/A	N/A	N/A	N/A	N/A	N/A	N/A	N/A	N/A	N/A	N/A	N/A	N/A	N/A	N/A	N/A
2022	Department of Small & Local Business Development	Commercial Clean Teams	Grants	ANACOSTIA BUS. IMPROVEMENT DIS	\$159,613	N/A	Ward	N/A	N/A	N/A	N/A	N/A	N/A	N/A	N/A	N/A	N/A	N/A	N/A	N/A	N/A	N/A	N/A	N/A	N/A	N/A	N/A	N/A
2022	Department of Small & Local Business Development	Commercial Clean Teams	Grants	CONGRESS HEIGHTS TRAINING	\$457,713	N/A	Ward	N/A	N/A	N/A	N/A	N/A	N/A	N/A	N/A	N/A	N/A	N/A	N/A	N/A	N/A	N/A	N/A	N/A	N/A	N/A	N/A	N/A
2022	Department of Small & Local Business Development	Main Streets	Grants	CONGRESS HEIGHTS TRAINING	\$150,080	N/A	Ward	N/A	N/A	N/A	N/A	N/A	N/A	N/A	N/A	N/A	N/A	N/A	N/A	N/A	N/A	N/A	N/A	N/A	N/A	N/A	N/A	N/A
2022	Department of Small & Local Business Development	Commercial Clean Teams	Grants	CAPITOL HILL BUS. IMPROVEMENTS	\$466,022	N/A	Multi	N/A	N/A	N/A	N/A	N/A	N/A	N/A	N/A	N/A	N/A	N/A	N/A	N/A	N/A	N/A	N/A	N/A	N/A	N/A	N/A	N/A
2022	Department of Small & Local Business Development	Commercial Clean Teams	Grants	CAREER PATH DC	\$1,749,795	N/A	Multi	N/A	N/A	N/A	N/A	N/A	N/A	N/A	N/A	N/A	N/A	N/A	N/A	N/A	N/A	N/A	N/A	N/A	N/A	N/A	N/A	N/A
2022	Department of Small & Local Business Development	Commercial Clean Teams	Grants	CLEAN DECISIONS	\$419,337	N/A	Multi	N/A	N/A	N/A	N/A	N/A	N/A	N/A	N/A	N/A	N/A	N/A	N/A	N/A	N/A	N/A	N/A	N/A	N/A	N/A	N/A	N/A
2022	Department of Small & Local Business Development	Commercial Clean Teams	Grants	H STREET MAIN STREET INC.	\$326,035	N/A	Multi	N/A	N/A	N/A	N/A	N/A	N/A	N/A	N/A	N/A	N/A	N/A	N/A	N/A	N/A	N/A	N/A	N/A	N/A	N/A	N/A	N/A
2022	Department of Small & Local Business Development	Commercial Clean Teams	Grants	HISTORIC DUPONT CIRCLE MAINSTR	\$99,084	N/A	Multi	N/A	N/A	N/A	N/A	N/A	N/A	N/A	N/A	N/A	N/A	N/A	N/A	N/A	N/A	N/A	N/A	N/A	N/A	N/A	N/A	N/A
2022	Department of Small & Local Business Development	Commercial Clean Teams	Grants	SAVING OUR NEXT GENERATION	\$1,612,993	N/A	Multi	N/A	N/A	N/A	N/A	N/A	N/A	N/A	N/A	N/A	N/A	N/A	N/A	N/A	N/A	N/A	N/A	N/A	N/A	N/A	N/A	N/A
2022	Department of Small & Local Business Development	Commercial Clean Teams	Grants	SHAW MAIN STREET	\$122,113	N/A	Multi	N/A	N/A	N/A	N/A	N/A	N/A	N/A	N/A	N/A	N/A	N/A	N/A	N/A	N/A	N/A	N/A	N/A	N/A	N/A	N/A	N/A
2022	Department of Small & Local Business Development	Main Streets	Grants	CENTER FOR NONPROFIT	\$301,780	N/A	Multi	N/A	N/A	N/A	N/A	N/A	N/A	N/A	N/A	N/A	N/A	N/A	N/A	N/A	N/A	N/A	N/A	N/A	N/A	N/A	N/A	N/A

FY	Agency	Incentive Name	Incentive Type	Recipient Name	Incentive Amount	MAR Address of Investment	MAR Ward	Number of District Residents Employed	Number of CBEs	Total Affordable Units Produced or Preserved	30% AMI	50% AMI	60% AMI	80% AMI	1 BRs	2 BRs	3 BRs	4+ BRs	Efficiency	SRO	Unknown BRs	Amenity Produced or Enhanced	Is recipient in compliance with District resident employment requirements?	CBE Compliant?	Affordable Housing Compliance? (Covenanted)	Additional Incentive Benefits	MAR ID	
2022	Department of Small & Local Business Development	Main Streets	Grants	COLUMBIA HEIGHTS DAY INITIATIV	\$1,045,432	N/A	Multi	N/A	N/A	N/A	N/A	N/A	N/A	N/A	N/A	N/A	N/A	N/A	N/A	N/A	N/A	N/A	N/A	N/A	N/A	N/A	N/A	N/A
2022	Department of Small & Local Business Development	Main Streets	Grants	H STREET MAIN STREET INC.	\$186,080	N/A	Multi	N/A	N/A	N/A	N/A	N/A	N/A	N/A	N/A	N/A	N/A	N/A	N/A	N/A	N/A	N/A	N/A	N/A	N/A	N/A	N/A	N/A
2022	Department of Small & Local Business Development	Main Streets	Grants	HISTORIC DUPONT CIRCLE MAINSTR	\$360,088	N/A	Multi	N/A	N/A	N/A	N/A	N/A	N/A	N/A	N/A	N/A	N/A	N/A	N/A	N/A	N/A	N/A	N/A	N/A	N/A	N/A	N/A	N/A
2022	Department of Small & Local Business Development	Main Streets	Grants	SHAW MAIN STREET	\$150,080	N/A	Multi	N/A	N/A	N/A	N/A	N/A	N/A	N/A	N/A	N/A	N/A	N/A	N/A	N/A	N/A	N/A	N/A	N/A	N/A	N/A	N/A	N/A
2022	Department of Housing and Community Development	DHCD Grants - 1515 North Capitol NE	Grants	SOME NORTH CAPITOL	\$420,000	1515 NORTH CAPITOL ST NE	Ward	N/A	N/A	N/A	N/A	N/A	N/A	N/A	N/A	N/A	N/A	N/A	N/A	N/A	N/A	N/A	N/A	N/A	N/A	N/A	N/A	N/A
2022	Department of Housing and Community Development	DHCD Contract Expenditures	Expenditures on Contracts	COMPUTER AID, INC	\$215,665	N/A	Multi	N/A	N/A	N/A	N/A	N/A	N/A	N/A	N/A	N/A	N/A	N/A	N/A	N/A	N/A	N/A	N/A	N/A	N/A	N/A	N/A	N/A
2022	Department of Housing and Community Development	Community Services Commercial Revitalization Grants	Grants	BARRACKS ROW MAINSTREET	\$219,721	N/A	Multi	N/A	N/A	N/A	N/A	N/A	N/A	N/A	N/A	N/A	N/A	N/A	N/A	N/A	N/A	N/A	N/A	N/A	N/A	N/A	N/A	N/A
2022	Department of Housing and Community Development	Community Services Commercial Revitalization Grants	Grants	COLUMBIA HEIGHTS DAY INITIATIV	\$89,612	N/A	Multi	N/A	N/A	N/A	N/A	N/A	N/A	N/A	N/A	N/A	N/A	N/A	N/A	N/A	N/A	N/A	N/A	N/A	N/A	N/A	N/A	N/A
2022	Department of Housing and Community Development	Community Services Commercial Revitalization Grants	Grants	SB WORKS	\$253,860	N/A	Multi	N/A	N/A	N/A	N/A	N/A	N/A	N/A	N/A	N/A	N/A	N/A	N/A	N/A	N/A	N/A	N/A	N/A	N/A	N/A	N/A	N/A
2022	Department of Housing and Community Development	Faith-Based Development Initiative	Grants	ENTERPRISE COMMUNITY PARTNERS	\$1,000,000	N/A	Multi	N/A	N/A	N/A	N/A	N/A	N/A	N/A	N/A	N/A	N/A	N/A	N/A	N/A	N/A	N/A	N/A	N/A	N/A	N/A	N/A	N/A
2022	Department of Housing and Community Development	Neighborhood-Based Activities	Grants	ALDERMAN,DEVORSETZ & HORA PLLC	\$177,197	N/A	Multi	N/A	N/A	N/A	N/A	N/A	N/A	N/A	N/A	N/A	N/A	N/A	N/A	N/A	N/A	N/A	N/A	N/A	N/A	N/A	N/A	N/A
2022	Department of Housing and Community Development	Neighborhood-Based Activities	Grants	CENTRAL AMERICAN RESOURCE	\$821,635	N/A	Multi	N/A	N/A	N/A	N/A	N/A	N/A	N/A	N/A	N/A	N/A	N/A	N/A	N/A	N/A	N/A	N/A	N/A	N/A	N/A	N/A	N/A
2022	Department of Housing and Community Development	Neighborhood-Based Activities	Grants	DOUGLASS COMMUNITY LAND TRUST	\$147,467	N/A	Multi	N/A	N/A	N/A	N/A	N/A	N/A	N/A	N/A	N/A	N/A	N/A	N/A	N/A	N/A	N/A	N/A	N/A	N/A	N/A	N/A	N/A
2022	Department of Housing and Community Development	Neighborhood-Based Activities	Grants	GREATER WASH URBAN LEAGUE	\$365,585	N/A	Multi	N/A	N/A	N/A	N/A	N/A	N/A	N/A	N/A	N/A	N/A	N/A	N/A	N/A	N/A	N/A	N/A	N/A	N/A	N/A	N/A	N/A
2022	Department of Housing and Community Development	Neighborhood-Based Activities	Grants	HOUSING COUNSELING SERVICE	\$2,775,655	N/A	Multi	N/A	N/A	N/A	N/A	N/A	N/A	N/A	N/A	N/A	N/A	N/A	N/A	N/A	N/A	N/A	N/A	N/A	N/A	N/A	N/A	N/A

FY	Agency	Incentive Name	Incentive Type	Recipient Name	Incentive Amount	MAR Address of Investment	MAR_Ward	Number of District Residents Employed	Number of CBEs	Total Affordable Units Produced or Preserved	30% AMI	50% AMI	60% AMI	80% AMI	1 BRs	2 BRs	3 BRs	4+ BRs	Efficiency	SRO	Unknown BRs	Amenity Produced or Enhanced	Is recipient in compliance with District resident employment requirements?	CBE Compliant?	Affordable Housing Compliance? (Covenanted)	Additional Incentive Benefits	MAR_ID	
2022	Department of Housing and Community Development	Neighborhood-Based Activities	Grants	LATINO ECONOMIC DEVELOPMENT	\$1,473,015	N/A	Multi	N/A	N/A	N/A	N/A	N/A	N/A	N/A	N/A	N/A	N/A	N/A	N/A	N/A	N/A	N/A	N/A	N/A	N/A	N/A	N/A	N/A
2022	Department of Housing and Community Development	Neighborhood-Based Activities	Grants	LEGAL COUNSEL FOR THE ELDERLY	\$910,451	N/A	Multi	N/A	N/A	N/A	N/A	N/A	N/A	N/A	N/A	N/A	N/A	N/A	N/A	N/A	N/A	N/A	N/A	N/A	N/A	N/A	N/A	N/A
2022	Department of Housing and Community Development	Neighborhood-Based Activities	Grants	LYDIA'S HOUSE IN SOUTHEAST	\$642,119	N/A	Multi	N/A	N/A	N/A	N/A	N/A	N/A	N/A	N/A	N/A	N/A	N/A	N/A	N/A	N/A	N/A	N/A	N/A	N/A	N/A	N/A	N/A
2022	Department of Housing and Community Development	Neighborhood-Based Activities	Grants	MANNA INC	\$655,221	N/A	Multi	N/A	N/A	N/A	N/A	N/A	N/A	N/A	N/A	N/A	N/A	N/A	N/A	N/A	N/A	N/A	N/A	N/A	N/A	N/A	N/A	N/A
2022	Department of Housing and Community Development	Neighborhood-Based Activities	Grants	MARSHALL HEIGHTS COMMUNITY	\$446,801	N/A	Multi	N/A	N/A	N/A	N/A	N/A	N/A	N/A	N/A	N/A	N/A	N/A	N/A	N/A	N/A	N/A	N/A	N/A	N/A	N/A	N/A	N/A
2022	Department of Housing and Community Development	Neighborhood-Based Activities	Grants	MI CASA MY HOUSE INC.	\$455,192	N/A	Multi	N/A	N/A	N/A	N/A	N/A	N/A	N/A	N/A	N/A	N/A	N/A	N/A	N/A	N/A	N/A	N/A	N/A	N/A	N/A	N/A	N/A
2022	Department of Housing and Community Development	Neighborhood-Based Activities	Grants	UNITED PLANNING ORGANIZAT	\$580,627	N/A	Multi	N/A	N/A	N/A	N/A	N/A	N/A	N/A	N/A	N/A	N/A	N/A	N/A	N/A	N/A	N/A	N/A	N/A	N/A	N/A	N/A	N/A
2022	Department of Housing and Community Development	Neighborhood-Based Activities	Grants	UNIVERSITY LEGAL SERVICES	\$1,654,189	N/A	Multi	N/A	N/A	N/A	N/A	N/A	N/A	N/A	N/A	N/A	N/A	N/A	N/A	N/A	N/A	N/A	N/A	N/A	N/A	N/A	N/A	N/A
2022	Department of Housing and Community Development	DHCD Grants - Residential Services - HPAP	Grants	GREATER WASH URBAN LEAGUE	\$1,157,398	N/A	Multi	N/A	N/A	N/A	N/A	N/A	N/A	N/A	N/A	N/A	N/A	N/A	N/A	N/A	N/A	N/A	N/A	N/A	N/A	N/A	N/A	N/A
2022	Department of Housing and Community Development	Small Business Technical Assistance	Grants	ANACOSTIA ECONOMIC DEVELO	\$250,000	N/A	Multi	N/A	N/A	N/A	N/A	N/A	N/A	N/A	N/A	N/A	N/A	N/A	N/A	N/A	N/A	N/A	N/A	N/A	N/A	N/A	N/A	N/A
2022	Department of Housing and Community Development	Small Business Technical Assistance	Grants	ARCH DEVELOPMENT CORPORAT	\$369,669	N/A	Multi	N/A	N/A	N/A	N/A	N/A	N/A	N/A	N/A	N/A	N/A	N/A	N/A	N/A	N/A	N/A	N/A	N/A	N/A	N/A	N/A	N/A
2022	Department of Housing and Community Development	Small Business Technical Assistance	Grants	COLUMBIA HEIGHTS DAY INITIATIV	\$300,000	N/A	Multi	N/A	N/A	N/A	N/A	N/A	N/A	N/A	N/A	N/A	N/A	N/A	N/A	N/A	N/A	N/A	N/A	N/A	N/A	N/A	N/A	N/A
2022	Department of Housing and Community Development	Small Business Technical Assistance	Grants	CONGRESS HEIGHTS TRAINING	\$174,133	N/A	Multi	N/A	N/A	N/A	N/A	N/A	N/A	N/A	N/A	N/A	N/A	N/A	N/A	N/A	N/A	N/A	N/A	N/A	N/A	N/A	N/A	N/A
2022	Department of Housing and Community Development	Small Business Technical Assistance	Grants	GREATER WASHINGTON HISPANIC	\$212,972	N/A	Multi	N/A	N/A	N/A	N/A	N/A	N/A	N/A	N/A	N/A	N/A	N/A	N/A	N/A	N/A	N/A	N/A	N/A	N/A	N/A	N/A	N/A
2022	Department of Housing and Community Development	Small Business Technical Assistance	Grants	LATINO ECONOMIC DEVELOPMENT	\$748,323	N/A	Multi	N/A	N/A	N/A	N/A	N/A	N/A	N/A	N/A	N/A	N/A	N/A	N/A	N/A	N/A	N/A	N/A	N/A	N/A	N/A	N/A	N/A

FY	Agency	Incentive Name	Incentive Type	Recipient Name	Incentive Amount	MAR Address of Investment	MAR Ward	Number of District Residents Employed	Number of CBEs	Total Affordable Units Produced or Preserved	30% AMI	50% AMI	60% AMI	80% AMI	1 BRs	2 BRs	3 BRs	4+ BRs	Efficiency	SRO	Unknown BRs	Amenity Produced or Enhanced	Is recipient in compliance with District resident employment requirements?	CBE Compliant?	Affordable Housing Compliance? (Covenanted)	Additional Incentive Benefits	MAR ID	
2022	Department of Housing and Community Development	Small Business Technical Assistance	Grants	LIFE ASSET INC	\$350,000	N/A	Multi	N/A	N/A	N/A	N/A	N/A	N/A	N/A	N/A	N/A	N/A	N/A	N/A	N/A	N/A	N/A	N/A	N/A	N/A	N/A	N/A	N/A
2022	Department of Housing and Community Development	Small Business Technical Assistance	Grants	MARSHALL HEIGHTS COMMUNITY	\$270,000	N/A	Multi	N/A	N/A	N/A	N/A	N/A	N/A	N/A	N/A	N/A	N/A	N/A	N/A	N/A	N/A	N/A	N/A	N/A	N/A	N/A	N/A	N/A
2022	Department of Housing and Community Development	Small Business Technical Assistance	Grants	SB WORKS	\$223,944	N/A	Multi	N/A	N/A	N/A	N/A	N/A	N/A	N/A	N/A	N/A	N/A	N/A	N/A	N/A	N/A	N/A	N/A	N/A	N/A	N/A	N/A	N/A
2022	Department of Housing and Community Development	Small Business Technical Assistance	Grants	WASHINGTON AREA COMMUNITY	\$612,165	N/A	Multi	N/A	N/A	N/A	N/A	N/A	N/A	N/A	N/A	N/A	N/A	N/A	N/A	N/A	N/A	N/A	N/A	N/A	N/A	N/A	N/A	N/A
2022	District of Columbia Public Schools	DCPS Modernizations and Renovations	Expenditures on Contracts	MCN BUILD INC.	\$2,250,912	2425 N St NW, Washington,	Ward	N/A	N/A	N/A	N/A	N/A	N/A	N/A	N/A	N/A	N/A	N/A	N/A	N/A	N/A	N/A	N/A	N/A	N/A	N/A	N/A	N/A
2022	District of Columbia Public Schools	DCPS Modernizations and Renovations	Expenditures on Contracts	N/A	\$131,718	2425 N St NW, Washington,	Ward	N/A	N/A	N/A	N/A	N/A	N/A	N/A	N/A	N/A	N/A	N/A	N/A	N/A	N/A	N/A	N/A	N/A	N/A	N/A	N/A	N/A
2022	District of Columbia Public Schools	DCPS Modernizations and Renovations	Expenditures on Contracts	CHIARAMONTE CONSTRUCTION COMP	\$373,268	1730 R St NW, Washington,	Ward	N/A	N/A	N/A	N/A	N/A	N/A	N/A	N/A	N/A	N/A	N/A	N/A	N/A	N/A	N/A	N/A	N/A	N/A	N/A	N/A	N/A
2022	District of Columbia Public Schools	DCPS Modernizations and Renovations	Expenditures on Contracts	MCN BUILD INC.	\$144,004	1050 21st St NW, Washingt	Ward	N/A	N/A	N/A	N/A	N/A	N/A	N/A	N/A	N/A	N/A	N/A	N/A	N/A	N/A	N/A	N/A	N/A	N/A	N/A	N/A	N/A
2022	District of Columbia Public Schools	DCPS Modernizations and Renovations	Expenditures on Contracts	COX GRAAE & SPACK ARCHITECTS	\$173,781	3301 Lowell St NW, Washin	Ward	N/A	N/A	N/A	N/A	N/A	N/A	N/A	N/A	N/A	N/A	N/A	N/A	N/A	N/A	N/A	N/A	N/A	N/A	N/A	N/A	N/A
2022	District of Columbia Public Schools	DCPS Modernizations and Renovations	Expenditures on Contracts	GCS/SIGAL-GRUNLEY JV	\$6,052,809	3301 Lowell St NW, Washin	Ward	N/A	N/A	N/A	N/A	N/A	N/A	N/A	N/A	N/A	N/A	N/A	N/A	N/A	N/A	N/A	N/A	N/A	N/A	N/A	N/A	N/A
2022	District of Columbia Public Schools	DCPS Modernizations and Renovations	Expenditures on Contracts	KEYSTONE PLUS CONSTRUCTIO	\$166,126	6315 5th St NW, Washingto	Ward	N/A	N/A	N/A	N/A	N/A	N/A	N/A	N/A	N/A	N/A	N/A	N/A	N/A	N/A	N/A	N/A	N/A	N/A	N/A	N/A	N/A
2022	District of Columbia Public Schools	DCPS Modernizations and Renovations	Expenditures on Contracts	TURNER CONSTRUCTION COMPANY	\$1,800,000	6315 5th St NW, Washingto	Ward	N/A	N/A	N/A	N/A	N/A	N/A	N/A	N/A	N/A	N/A	N/A	N/A	N/A	N/A	N/A	N/A	N/A	N/A	N/A	N/A	N/A
2022	District of Columbia Public Schools	DCPS Modernizations and Renovations	Expenditures on Contracts	GCS/SIGAL-GRUNLEY JV	\$3,480,356	1300 Allison St NW, Washin	Ward	N/A	N/A	N/A	N/A	N/A	N/A	N/A	N/A	N/A	N/A	N/A	N/A	N/A	N/A	N/A	N/A	N/A	N/A	N/A	N/A	N/A
2022	District of Columbia Public Schools	DCPS Modernizations and Renovations	Expenditures on Contracts	MCN BUILD INC.	\$27,751,127	915 Spring Rd NW, Washing	Ward	N/A	N/A	N/A	N/A	N/A	N/A	N/A	N/A	N/A	N/A	N/A	N/A	N/A	N/A	N/A	N/A	N/A	N/A	N/A	N/A	N/A
2022	District of Columbia Public Schools	DCPS Modernizations and Renovations	Expenditures on Contracts	PAIGE INDUSTRIAL SERVICES, INC	\$96,705	4301 13th St NW, Washing	Ward	N/A	N/A	N/A	N/A	N/A	N/A	N/A	N/A	N/A	N/A	N/A	N/A	N/A	N/A	N/A	N/A	N/A	N/A	N/A	N/A	N/A
2022	District of Columbia Public Schools	DCPS Modernizations and Renovations	Expenditures on Contracts	WKM SOLUTIONS LLC	\$97,709	800 Ingraham St NW, Wash	Ward	N/A	N/A	N/A	N/A	N/A	N/A	N/A	N/A	N/A	N/A	N/A	N/A	N/A	N/A	N/A	N/A	N/A	N/A	N/A	N/A	N/A
2022	District of Columbia Public Schools	DCPS Modernizations and Renovations	Expenditures on Contracts	GILBANE-SAXON A JOINT VENTURE	\$5,789,506	1335 Farragut PI NW, Wash	Ward	N/A	N/A	N/A	N/A	N/A	N/A	N/A	N/A	N/A	N/A	N/A	N/A	N/A	N/A	N/A	N/A	N/A	N/A	N/A	N/A	N/A
2022	District of Columbia Public Schools	DCPS Modernizations and Renovations	Expenditures on Contracts	PERKINS EASTMAN DC, PLLC	\$222,296	1335 Farragut PI NW, Wash	Ward	N/A	N/A	N/A	N/A	N/A	N/A	N/A	N/A	N/A	N/A	N/A	N/A	N/A	N/A	N/A	N/A	N/A	N/A	N/A	N/A	N/A
2022	District of Columbia Public Schools	DCPS Modernizations and Renovations	Expenditures on Contracts	BROUGHTON CONSTRUCTION CO LLC	\$278,356	1299 Neal St NE, Washingto	Ward	N/A	N/A	N/A	N/A	N/A	N/A	N/A	N/A	N/A	N/A	N/A	N/A	N/A	N/A	N/A	N/A	N/A	N/A	N/A	N/A	N/A
2022	District of Columbia Public Schools	DCPS Modernizations and Renovations	Expenditures on Contracts	CHIARAMONTE CONSTRUCTION COMP	\$222,165	401 I St SW, Washington, D	Ward	N/A	N/A	N/A	N/A	N/A	N/A	N/A	N/A	N/A	N/A	N/A	N/A	N/A	N/A	N/A	N/A	N/A	N/A	N/A	N/A	N/A
2022	District of Columbia Public Schools	DCPS Modernizations and Renovations	Expenditures on Contracts	SHINBERG LEVINAS ARCHITECTURAL	\$265,628	920 F St NE, Washington, D	Ward	N/A	N/A	N/A	N/A	N/A	N/A	N/A	N/A	N/A	N/A	N/A	N/A	N/A	N/A	N/A	N/A	N/A	N/A	N/A	N/A	N/A
2022	District of Columbia Public Schools	DCPS Modernizations and Renovations	Expenditures on Contracts	ECS CAPITOL SERVICES PLL	\$75,092	1830 Constitution Ave NE, v	Ward	N/A	N/A	N/A	N/A	N/A	N/A	N/A	N/A	N/A	N/A	N/A	N/A	N/A	N/A	N/A	N/A	N/A	N/A	N/A	N/A	N/A
2022	District of Columbia Public Schools	DCPS Modernizations and Renovations	Expenditures on Contracts	IRVING DEVELOPMENT LLC	\$181,250	1830 Constitution Ave NE, v	Ward	N/A	N/A	N/A	N/A	N/A	N/A	N/A	N/A	N/A	N/A	N/A	N/A	N/A	N/A	N/A	N/A	N/A	N/A	N/A	N/A	N/A
2022	District of Columbia Public Schools	DCPS Modernizations and Renovations	Expenditures on Contracts	MCN BUILD INC.	\$1,722,043	215 G St NE, Washington, D	Ward	N/A	N/A	N/A	N/A	N/A	N/A	N/A	N/A	N/A	N/A	N/A	N/A	N/A	N/A	N/A	N/A	N/A	N/A	N/A	N/A	N/A
2022	District of Columbia Public Schools	DCPS Modernizations and Renovations	Expenditures on Contracts	BENNETT GROUP INC	\$151,817	425 C St. NE Washington, D	Ward	N/A	N/A	N/A	N/A	N/A	N/A	N/A	N/A	N/A	N/A	N/A	N/A	N/A	N/A	N/A	N/A	N/A	N/A	N/A	N/A	N/A



FY	Agency	Incentive Name	Incentive Type	Recipient Name	Incentive Amount	MAR Address of Investment	MAR Ward	Number of District Residents Employed	Number of CBEs	Total Affordable Units Produced or Preserved	30% AMI	50% AMI	60% AMI	80% AMI	1 BRs	2 BRs	3 BRs	4+ BRs	Efficiency	SRO	Unknown BRs	Amenity Produced or Enhanced	Is recipient in compliance with District resident employment requirements?	CBE Compliant?	Affordable Housing Compliance? (Covenant)	Additional Incentive Benefits	MAR ID
2022	District of Columbia Public Schools	DCPS Modernizations and Renovations	Expenditures on Contracts	GILBANE BUILDING CO.	\$24,505,905	920 F St NE, Washington, DC	Ward	N/A	N/A	N/A	N/A	N/A	N/A	N/A	N/A	N/A	N/A	N/A	N/A	N/A	N/A	N/A	N/A	N/A	N/A	N/A	N/A
2022	District of Columbia Public Schools	DCPS Modernizations and Renovations	Expenditures on Contracts	SHINBERG LEVINAS ARCHITECTURAL	\$210,497	920 F St NE, Washington, DC	Ward	N/A	N/A	N/A	N/A	N/A	N/A	N/A	N/A	N/A	N/A	N/A	N/A	N/A	N/A	N/A	N/A	N/A	N/A	N/A	N/A
2022	District of Columbia Public Schools	DCPS Modernizations and Renovations	Expenditures on Contracts	CHIARAMONTE CONSTRUCTION COMP	\$468,950	410 E St NE, Washington, DC	Ward	N/A	N/A	N/A	N/A	N/A	N/A	N/A	N/A	N/A	N/A	N/A	N/A	N/A	N/A	N/A	N/A	N/A	N/A	N/A	N/A
2022	District of Columbia Public Schools	DCPS Modernizations and Renovations	Expenditures on Contracts	BROUGHTON CONSTRUCTION CO LLC	\$1,663,059	1150 5th St SE, Washington, DC	Ward	N/A	N/A	N/A	N/A	N/A	N/A	N/A	N/A	N/A	N/A	N/A	N/A	N/A	N/A	N/A	N/A	N/A	N/A	N/A	N/A
2022	District of Columbia Public Schools	DCPS Modernizations and Renovations	Expenditures on Contracts	GILBANE BUILDING CO.	\$98,606	533 48th Place NE, Washington, DC	Ward	N/A	N/A	N/A	N/A	N/A	N/A	N/A	N/A	N/A	N/A	N/A	N/A	N/A	N/A	N/A	N/A	N/A	N/A	N/A	N/A
2022	District of Columbia Public Schools	DCPS Modernizations and Renovations	Expenditures on Contracts	MCN BUILD INC.	\$1,477,352	1100 50th Pl NE, Washington, DC	Ward	N/A	N/A	N/A	N/A	N/A	N/A	N/A	N/A	N/A	N/A	N/A	N/A	N/A	N/A	N/A	N/A	N/A	N/A	N/A	N/A
2022	District of Columbia Public Schools	DCPS Modernizations and Renovations	Expenditures on Contracts	RSC ELECTRICAL AND MECHANIC	\$121,540	4601 Texas Avenue, SE	Ward	N/A	N/A	N/A	N/A	N/A	N/A	N/A	N/A	N/A	N/A	N/A	N/A	N/A	N/A	N/A	N/A	N/A	N/A	N/A	N/A
2022	District of Columbia Public Schools	DCPS Modernizations and Renovations	Expenditures on Contracts	KEYSTONE PLUS CONSTRUCTION	\$12,122,622	1650 30th St SE, Washington, DC	Ward	N/A	N/A	N/A	N/A	N/A	N/A	N/A	N/A	N/A	N/A	N/A	N/A	N/A	N/A	N/A	N/A	N/A	N/A	N/A	N/A
2022	District of Columbia Public Schools	DCPS Modernizations and Renovations	Expenditures on Contracts	CHIARAMONTE/COAKLEY & WILLIAMS	\$38,807,600	4400 Brooks St NE, Washington, DC	Ward	N/A	N/A	N/A	N/A	N/A	N/A	N/A	N/A	N/A	N/A	N/A	N/A	N/A	N/A	N/A	N/A	N/A	N/A	N/A	N/A
2022	District of Columbia Public Schools	DCPS Modernizations and Renovations	Expenditures on Contracts	DLR GROUP OF DC P.C	\$355,544	4400 Brooks St NE, Washington, DC	Ward	N/A	N/A	N/A	N/A	N/A	N/A	N/A	N/A	N/A	N/A	N/A	N/A	N/A	N/A	N/A	N/A	N/A	N/A	N/A	N/A
2022	District of Columbia Public Schools	DCPS Modernizations and Renovations	Expenditures on Contracts	FMC & ASSOCIATES, LLC	\$159,868	4400 Brooks St NE, Washington, DC	Ward	N/A	N/A	N/A	N/A	N/A	N/A	N/A	N/A	N/A	N/A	N/A	N/A	N/A	N/A	N/A	N/A	N/A	N/A	N/A	N/A
2022	District of Columbia Public Schools	DCPS Modernizations and Renovations	Expenditures on Contracts	MCN BUILD INC.	\$42,529,813	1351 Alabama Ave SE, Washington, DC	Ward	N/A	N/A	N/A	N/A	N/A	N/A	N/A	N/A	N/A	N/A	N/A	N/A	N/A	N/A	N/A	N/A	N/A	N/A	N/A	N/A
2022	District of Columbia Public Schools	DCPS Modernizations and Renovations	Expenditures on Contracts	MCN BUILD INC.	\$1,471,943	2435 Alabama Ave SE, Washington, DC	Ward	N/A	N/A	N/A	N/A	N/A	N/A	N/A	N/A	N/A	N/A	N/A	N/A	N/A	N/A	N/A	N/A	N/A	N/A	N/A	N/A
2022	District of Columbia Public Schools	DCPS Modernizations and Renovations	Expenditures on Contracts	PAIGE INDUSTRIAL SERVICES, INC	\$199,650	1400 Bruce Place, SE	Ward	N/A	N/A	N/A	N/A	N/A	N/A	N/A	N/A	N/A	N/A	N/A	N/A	N/A	N/A	N/A	N/A	N/A	N/A	N/A	N/A
2022	District of Columbia Public Schools	DCPS Modernizations and Renovations	Expenditures on Contracts	BRAILSFORD & DUNLAVEY, INC.	\$1,502,300	N/A	Multi	N/A	N/A	N/A	N/A	N/A	N/A	N/A	N/A	N/A	N/A	N/A	N/A	N/A	N/A	N/A	N/A	N/A	N/A	N/A	N/A
2022	District of Columbia Public Schools	DCPS Modernizations and Renovations	Expenditures on Contracts	MARK G. ANDERSON CONSULTANTS	\$2,544,788	N/A	Multi	N/A	N/A	N/A	N/A	N/A	N/A	N/A	N/A	N/A	N/A	N/A	N/A	N/A	N/A	N/A	N/A	N/A	N/A	N/A	N/A
2022	District of Columbia Public Schools	DCPS Modernizations and Renovations	Expenditures on Contracts	MCKISSACK AND MCKISSACK OF	\$933,772	N/A	Multi	N/A	N/A	N/A	N/A	N/A	N/A	N/A	N/A	N/A	N/A	N/A	N/A	N/A	N/A	N/A	N/A	N/A	N/A	N/A	N/A
2022	Deputy Mayor for Planning and Economic Development	Tax Increment Financing	TIF Issuance	Bondholders - Reunion Square	\$15,100,000	2201 Shannon Place, Washington, DC	Ward	N/A	N/A	N/A	N/A	N/A	N/A	N/A	N/A	N/A	N/A	N/A	N/A	N/A	N/A	N/A	N/A	N/A	N/A	N/A	N/A
2022	Misc Funds	Economic Development Incentive Debt Service	Debt Service	Bondholders - Convention Center Bonds	\$27,788,485	801 Mt Vernon Pl NW, Washington, DC	Ward	N/A	N/A	N/A	N/A	N/A	N/A	N/A	N/A	N/A	N/A	N/A	N/A	N/A	N/A	N/A	N/A	N/A	N/A	N/A	N/A
2022	Misc Funds	Economic Development Incentive Debt Service	Debt Service	Bondholders - Gallery Place	\$14,519,883	616 H St NW, Washington, DC	Ward	N/A	N/A	N/A	N/A	N/A	N/A	N/A	N/A	N/A	N/A	N/A	N/A	N/A	N/A	N/A	N/A	N/A	N/A	N/A	N/A
2022	Misc Funds	Economic Development Incentive Debt Service	Debt Service	Bondholders - Verizon Center	\$21,915,725	601 F St NW, Washington, DC	Ward	N/A	N/A	N/A	N/A	N/A	N/A	N/A	N/A	N/A	N/A	N/A	N/A	N/A	N/A	N/A	N/A	N/A	N/A	N/A	N/A
2022	Misc Funds	Economic Development Incentive Debt Service	Debt Service	Bondholders - Georgia Avenue CVS	\$113,432	3642 Georgia Ave NW, Washington, DC	Ward	N/A	N/A	N/A	N/A	N/A	N/A	N/A	N/A	N/A	N/A	N/A	N/A	N/A	N/A	N/A	N/A	N/A	N/A	N/A	N/A
2022	Misc Funds	Economic Development Incentive Debt Service	Debt Service	Bondholders - Bryant Street	\$733,550	600-680 Rhode Island Avenue NW, Washington, DC	Ward	N/A	N/A	N/A	N/A	N/A	N/A	N/A	N/A	N/A	N/A	N/A	N/A	N/A	N/A	N/A	N/A	N/A	N/A	N/A	N/A
2022	Misc Funds	Economic Development Incentive Debt Service	Debt Service	Bondholders - Rhode Island Plaza	\$305,975	919 Rhode Island Ave NE, Washington, DC	Ward	N/A	N/A	N/A	N/A	N/A	N/A	N/A	N/A	N/A	N/A	N/A	N/A	N/A	N/A	N/A	N/A	N/A	N/A	N/A	N/A
2022	Misc Funds	Economic Development Incentive Debt Service	Debt Service	Bondholders - Ballpark Revenue Bonds	\$14,617,147	1500 South Capitol St SE	Ward	N/A	N/A	N/A	N/A	N/A	N/A	N/A	N/A	N/A	N/A	N/A	N/A	N/A	N/A	N/A	N/A	N/A	N/A	N/A	N/A
2022	Misc Funds	Economic Development Incentive Debt Service	Debt Service	Bondholders - City Market at O Street	\$2,517,156	1336 8th Street NW	Ward	N/A	N/A	N/A	N/A	N/A	N/A	N/A	N/A	N/A	N/A	N/A	N/A	N/A	N/A	N/A	N/A	N/A	N/A	N/A	N/A
2022	Misc Funds	Economic Development Incentive Debt Service	Debt Service	Bondholders - Mandarin Oriental Hotel	\$4,504,700	1330 Maryland Ave SW, Washington, DC	Ward	N/A	N/A	N/A	N/A	N/A	N/A	N/A	N/A	N/A	N/A	N/A	N/A	N/A	N/A	N/A	N/A	N/A	N/A	N/A	N/A

FY	Agency	Incentive Name	Incentive Type	Recipient Name	Incentive Amount	MAR Address of Investment	MAR Ward	Number of District Residents Employed	Number of CBEs	Total Affordable Units Produced or Preserved	30% AMI	50% AMI	60% AMI	80% AMI	1 BRs	2 BRs	3 BRs	4+ BRs	Efficiency	SRO	Unknown BRs	Amenity Produced or Enhanced	Is recipient in compliance with District resident employment requirements?	CBE Compliant?	Affordable Housing Compliance? (Covenanted)	Additional Incentive Benefits	MAR ID	
2022	Misc Funds	Economic Development Incentive Debt Service	Debt Service	Bondholders - Southeast Federal Center "Foundry Lofts"	\$397,849	139 N Street, SE	Ward	N/A	N/A	N/A	N/A	N/A	N/A	N/A	N/A	N/A	N/A	N/A	N/A	N/A	N/A	N/A	N/A	N/A	N/A	N/A	N/A	N/A
2022	Misc Funds	Economic Development Incentive Debt Service	Debt Service	Bondholders - Southeast Federal Center "The Yards"	\$8,378,090	111 N Street SE	Ward	N/A	N/A	N/A	N/A	N/A	N/A	N/A	N/A	N/A	N/A	N/A	N/A	N/A	N/A	N/A	N/A	N/A	N/A	N/A	N/A	N/A
2022	Misc Funds	Economic Development Incentive Debt Service	Debt Service	Bondholders - Southwest Waterfront Project (The Wharf)	\$18,120,149	600 1100 Water St SW	Ward	N/A	N/A	N/A	N/A	N/A	N/A	N/A	N/A	N/A	N/A	N/A	N/A	N/A	N/A	N/A	N/A	N/A	N/A	N/A	N/A	N/A
2022	Deputy Mayor for Planning and Economic Development	Tax Increment Financing	TIF Issuance	Bondholders - Southwest Waterfront Project (The Wharf)	\$3,763,000	600 1100 Water St SW	Ward	N/A	N/A	N/A	N/A	N/A	N/A	N/A	N/A	N/A	N/A	N/A	N/A	N/A	N/A	N/A	N/A	N/A	N/A	N/A	N/A	N/A
2022	Misc Funds	Economic Development Incentive Debt Service	Debt Service	Bondholders - US DOT/Waterfront Park Projects	\$10,120,919	N/A	Ward	N/A	N/A	N/A	N/A	N/A	N/A	N/A	N/A	N/A	N/A	N/A	N/A	N/A	N/A	N/A	N/A	N/A	N/A	N/A	N/A	N/A
2022	Misc Funds	Economic Development Incentive Debt Service	Debt Service	Bondholders - Skyland	\$1,354,349	2858 Alabama Ave SE	Ward	N/A	N/A	N/A	N/A	N/A	N/A	N/A	N/A	N/A	N/A	N/A	N/A	N/A	N/A	N/A	N/A	N/A	N/A	N/A	N/A	N/A
2022	Misc Funds	Economic Development Incentive Debt Service	Debt Service	Bondholders - Housing Production Trust Fund	\$3,771,226	N/A	Multi	N/A	N/A	N/A	N/A	N/A	N/A	N/A	N/A	N/A	N/A	N/A	N/A	N/A	N/A	N/A	N/A	N/A	N/A	N/A	N/A	N/A
2022	Deputy Mayor for Planning and Economic Development	Industrial Revenue Bond	Revenue Bond	Plenary (DDOT)	\$159,000,000	N/A	Multi	N/A	N/A	N/A	N/A	N/A	N/A	N/A	N/A	N/A	N/A	N/A	N/A	N/A	N/A	N/A	N/A	N/A	N/A	N/A	N/A	N/A
2022	Deputy Mayor for Planning and Economic Development	Land Disposition Agreement	Land Disposition	PARCEL 42	\$500,000	1707 7TH STREET NW	Ward	N/A	0	N/A	N/A	N/A	N/A	N/A	N/A	N/A	N/A	N/A	N/A	N/A	N/A	N/A	N/A	Partial - Under Construction	N/A	N/A	334861	
2022	Deputy Mayor for Planning and Economic Development	Food Access Fund	Grant	Atlas Brew Works LLC	\$1,515,060	632 HOWARD ROAD SE	Ward	N/A	N/A	N/A	N/A	N/A	N/A	N/A	N/A	N/A	N/A	N/A	N/A	N/A	N/A	Restaurant	N/A	N/A	N/A	Buildout of Atlas Brew Works, a brewpub and deli	278584	
2022	Deputy Mayor for Planning and Economic Development	Neighborhood Prosperity Fund	Grant	The Spice Suite	\$600,000	2201 CHANNING STREET NE	Ward	N/A	N/A	N/A	N/A	N/A	N/A	N/A	N/A	N/A	N/A	N/A	N/A	N/A	N/A	N/A	N/A	N/A	N/A	Construction and renovations	50553	
2022	Deputy Mayor for Planning and Economic Development	New Communities Initiative	Capital Expenditure	Park Morton	\$38,628,000	610 PARK ROAD NW	Ward	N/A	N/A	N/A	N/A	N/A	N/A	N/A	N/A	N/A	N/A	N/A	N/A	N/A	N/A	N/A	N/A	N/A	N/A	N/A	228839	
2022	Deputy Mayor for Planning and Economic Development	New Communities Initiative	Capital Expenditure	NCI- NORTHWEST ONE	\$20,000,000	2 L STREET NW	Ward	N/A	N/A	N/A	N/A	N/A	N/A	N/A	N/A	N/A	N/A	N/A	N/A	N/A	N/A	N/A	N/A	N/A	N/A	N/A	300442	
2022	Deputy Mayor for Planning and Economic Development	New Communities Initiative	Capital Expenditure	BARRY FARM	\$55,223,000	1200 SUMNER ROAD SE	Ward	N/A	0	N/A	N/A	N/A	N/A	N/A	N/A	N/A	N/A	N/A	N/A	N/A	N/A	N/A	N/A	Partial - Under Construction	N/A	N/A	149820	
2022	Deputy Mayor for Planning and Economic Development	Nourish DC	Grant	Capital Impact Partners	\$4,498,077	N/A	Multi	N/A	N/A	N/A	N/A	N/A	N/A	N/A	N/A	N/A	N/A	N/A	N/A	N/A	N/A	N/A	N/A	N/A	N/A	Increase food access	N/A	
2022	(None - Tax Expenditure)	Tax Exemption	Tax Exemption	PORTNER FLATS LLC	\$110,900	1440 V STREET NW	Ward	N/A	N/A	N/A	N/A	N/A	N/A	N/A	N/A	N/A	N/A	N/A	N/A	N/A	N/A	N/A	N/A	N/A	N/A	N/A	N/A	
2022	Deputy Mayor for Planning and Economic Development	Industrial Revenue Bond	Revenue Bond	DC Prep	\$52,000,000	2330 POMEROY ROAD SE	Ward 2	7	N/A	N/A	N/A	N/A	N/A	N/A	N/A	N/A	N/A	N/A	N/A	N/A	N/A	N/A	In Progress	Partial - Under Construction	N/A	N/A	294542	

FY	Agency	Incentive Name	Incentive Type	Recipient Name	Incentive Amount	MAR Address of Investment	MAR Ward	Number of District Residents Employed	Number of CBEs	Total Affordable Units Produced or Preserved	30% AMI	50% AMI	60% AMI	80% AMI	1 BRs	2 BRs	3 BRs	4+ BRs	Efficiency	SRO	Unknown BRs	Amenity Produced or Enhanced	Is recipient in compliance with District resident employment requirements?	CBE Compliant?	Affordable Housing Compliance? (Covenanted)	Additional Incentive Benefits	MAR ID	
2022	Deputy Mayor for Planning and Economic Development	Industrial Revenue Bond	Revenue Bond	Institute of World Politics	\$7,200,000	1525 16TH STREET NW	Ward	N/A	N/A	N/A	N/A	N/A	N/A	N/A	N/A	N/A	N/A	N/A	N/A	N/A	N/A	N/A	N/A	N/A	N/A	N/A	N/A	279223
2022	Deputy Mayor for Planning and Economic Development	Industrial Revenue Bond	Revenue Bond	Inspired Teaching Demonstration PCS(Shaeds)	\$10,450,000	200 DOUGLAS STREET NE	Ward	N/A	N/A	N/A	N/A	N/A	N/A	N/A	N/A	N/A	N/A	N/A	N/A	N/A	N/A	N/A	N/A	N/A	N/A	N/A	N/A	53086
2022	Deputy Mayor for Planning and Economic Development	Industrial Revenue Bond	Revenue Bond	Sheridan School	\$6,120,000	4400 36TH STREET NW	Ward	N/A	N/A	N/A	N/A	N/A	N/A	N/A	N/A	N/A	N/A	N/A	N/A	N/A	N/A	N/A	N/A	N/A	N/A	N/A	N/A	221854
2022	Deputy Mayor for Planning and Economic Development	Industrial Revenue Bond	Revenue Bond	Capital City PCS	\$14,560,000	3220 16TH STREET NW	Ward	N/A	N/A	N/A	N/A	N/A	N/A	N/A	N/A	N/A	N/A	N/A	N/A	N/A	N/A	N/A	N/A	N/A	N/A	N/A	N/A	301528
2022	Deputy Mayor for Planning and Economic Development	Industrial Revenue Bond	Revenue Bond	Lab School	\$32,500,000	4759 RESERVOIR ROAD NW	Ward	N/A	N/A	N/A	N/A	N/A	N/A	N/A	N/A	N/A	N/A	N/A	N/A	N/A	N/A	N/A	N/A	N/A	N/A	N/A	N/A	275591
2022	Deputy Mayor for Planning and Economic Development	Industrial Revenue Bond	Revenue Bond	AACRAO	\$5,625,000	1108 16TH STREET NW	Ward	N/A	N/A	N/A	N/A	N/A	N/A	N/A	N/A	N/A	N/A	N/A	N/A	N/A	N/A	N/A	N/A	N/A	N/A	N/A	N/A	276209
2022	Deputy Mayor for Planning and Economic Development	Industrial Revenue Bond	Revenue Bond	Trinity College	\$22,530,000	125 MICHIGAN AVENUE NE	Ward	N/A	N/A	N/A	N/A	N/A	N/A	N/A	N/A	N/A	N/A	N/A	N/A	N/A	N/A	N/A	N/A	N/A	N/A	N/A	N/A	285983
2022	Deputy Mayor for Planning and Economic Development	Real Property Acquisition	Property Acquisition	Children's National Hospital	\$10,000,000	7185 13TH PLACE NW	Ward	N/A	N/A	N/A	N/A	N/A	N/A	N/A	N/A	N/A	N/A	N/A	N/A	N/A	N/A	N/A	N/A	N/A	N/A	N/A	N/A	317868
2022	Deputy Mayor for Planning and Economic Development	Real Property Acquisition	Property Acquisition	Capital Gateway Marketplace	\$14,470,000	5929 EAST CAPITOL STREET	Ward	N/A	N/A	N/A	N/A	N/A	N/A	N/A	N/A	N/A	N/A	N/A	N/A	N/A	N/A	N/A	N/A	N/A	N/A	N/A	N/A	288740
2022	Deputy Mayor for Planning and Economic Development	Land Disposition Agreement	Land Disposition	McMillan	\$17,339,635	2500 1ST STREET NW	Ward	N/A	N/A	N/A	N/A	N/A	N/A	N/A	N/A	N/A	N/A	N/A	N/A	N/A	N/A	N/A	N/A	N/A	N/A	N/A	N/A	284402
2022	Deputy Mayor for Planning and Economic Development	Anacostia Art and Culture Business Innovation District	Grant	Anacostia Business Improvement District	\$3,765,460	1800 MARTIN LUTHER KING	Ward 0	N/A	N/A	N/A	N/A	N/A	N/A	N/A	N/A	N/A	N/A	N/A	N/A	N/A	N/A	N/A	N/A	In Progress	N/A	N/A	Establish Anacostia as an Art District	56153
2022	Deputy Mayor for Planning and Economic Development	Commercial Property Acquisition Fund	Grant	Spice Suite LLC	\$287,500	2201 CHANNING STREET NE	Ward	N/A	N/A	N/A	N/A	N/A	N/A	N/A	N/A	N/A	N/A	N/A	N/A	N/A	N/A	N/A	N/A	N/A	N/A	N/A	N/A	50553
2022	Deputy Mayor for Planning and Economic Development	Commercial Property Acquisition Fund	Grant	Tugooh LLC	\$499,750	1440 WISCONSIN AVENUE NE	Ward	N/A	N/A	N/A	N/A	N/A	N/A	N/A	N/A	N/A	N/A	N/A	N/A	N/A	N/A	N/A	N/A	N/A	N/A	N/A	N/A	272423
2022	Deputy Mayor for Planning and Economic Development	Commercial Property Acquisition Fund	Grant	Henderson Enterprises, LLC	\$252,500	2408 MARTIN LUTHER KING	Ward	N/A	N/A	N/A	N/A	N/A	N/A	N/A	N/A	N/A	N/A	N/A	N/A	N/A	N/A	N/A	N/A	N/A	N/A	N/A	N/A	47555
2022	Deputy Mayor for Planning and Economic Development	Commercial Property Acquisition Fund	Grant	V-Tech Solutions, Inc.	\$598,750	1720 WISCONSIN AVENUE NE	Ward	N/A	N/A	N/A	N/A	N/A	N/A	N/A	N/A	N/A	N/A	N/A	N/A	N/A	N/A	N/A	N/A	N/A	N/A	N/A	N/A	273616

FY	Agency	Incentive Name	Incentive Type	Recipient Name	Incentive Amount	MAR Address of Investment	MAR Ward	Number of District Residents Employed	Number of CBEs	Total Affordable Units Produced or Preserved	30% AMI	50% AMI	60% AMI	80% AMI	1 BRs	2 BRs	3 BRs	4+ BRs	Efficiency	SRO	Unknown BRs	Amenity Produced or Enhanced	Is recipient in compliance with District resident employment requirements?	CBE Compliant?	Affordable Housing Compliance? (Covenanted)	Additional Incentive Benefits	MAR ID	
2022	Deputy Mayor for Planning and Economic Development	Commercial Property Acquisition Fund	Grant	AMAR Group LLC	\$103,000	2141 WISCONSIN AVENUE	Ward	N/A	N/A	N/A	N/A	N/A	N/A	N/A	N/A	N/A	N/A	N/A	N/A	N/A	N/A	N/A	N/A	N/A	N/A	N/A	224741	
2022	Deputy Mayor for Planning and Economic Development	Commercial Property Acquisition Fund	Grant	Tsunami Hair Studio LLC	\$150,000	4248 BENNING ROAD NE	Ward	N/A	N/A	N/A	N/A	N/A	N/A	N/A	N/A	N/A	N/A	N/A	N/A	N/A	N/A	N/A	N/A	N/A	N/A	N/A	24633	
2022	Deputy Mayor for Planning and Economic Development	Commercial Property Acquisition Fund	Grant	Global Government and Industry Partners, LLC,	\$156,250	4323 SHERIFF ROAD NE	Ward	N/A	N/A	N/A	N/A	N/A	N/A	N/A	N/A	N/A	N/A	N/A	N/A	N/A	N/A	N/A	N/A	N/A	N/A	N/A	23467	
2022	Deputy Mayor for Planning and Economic Development	Commercial Property Acquisition Fund	Grant	Constituent Services Worldwide Public Benefit Corporation	\$420,000	201 MASSACHUSETTS AVENUE	Ward	N/A	N/A	N/A	N/A	N/A	N/A	N/A	N/A	N/A	N/A	N/A	N/A	N/A	N/A	N/A	N/A	N/A	N/A	N/A	286590	
2022	Deputy Mayor for Planning and Economic Development	Commercial Property Acquisition Fund	Grant	2335 LLC,	\$325,000	1401 6TH STREET NW	Ward	N/A	N/A	N/A	N/A	N/A	N/A	N/A	N/A	N/A	N/A	N/A	N/A	N/A	N/A	N/A	N/A	N/A	N/A	N/A	238856	
2022	Deputy Mayor for Planning and Economic Development	Commercial Property Acquisition Fund	Grant	Community Wellness Ventures LLC,	\$750,000	2001 BENNING ROAD NE	Ward	N/A	N/A	N/A	N/A	N/A	N/A	N/A	N/A	N/A	N/A	N/A	N/A	N/A	N/A	N/A	N/A	N/A	N/A	N/A	150231	
2022	Deputy Mayor for Planning and Economic Development	Commercial Property Acquisition Fund	Grant	Mother Ruckers Subs LLC,	\$196,250	1101 BLADENSBURG ROAD	Ward	N/A	N/A	N/A	N/A	N/A	N/A	N/A	N/A	N/A	N/A	N/A	N/A	N/A	N/A	N/A	N/A	N/A	N/A	N/A	74391	
2022	Deputy Mayor for Planning and Economic Development	Commercial Property Acquisition Fund	Grant	Development Institute LLC,	\$750,000	1834 CONNECTICUT AVENUE	Ward	N/A	N/A	N/A	N/A	N/A	N/A	N/A	N/A	N/A	N/A	N/A	N/A	N/A	N/A	N/A	N/A	N/A	N/A	N/A	235078	
2022	Deputy Mayor for Planning and Economic Development	Food Access Fund	Grant	Highlands 2 LLC	\$469,416	3220 PENNSYLVANIA AVENUE	Ward	N/A	N/A	N/A	N/A	N/A	N/A	N/A	N/A	N/A	N/A	N/A	N/A	N/A	N/A	N/A	Build-out	N/A	N/A	N/A	unknown	312486
2022	Deputy Mayor for Planning and Economic Development	Food Access Fund	Grant	Southeast Restaurant Group LLC/SERG	\$414,388	1301 GOOD HOPE ROAD SE	Ward 0	N/A	N/A	N/A	N/A	N/A	N/A	N/A	N/A	N/A	N/A	N/A	N/A	N/A	N/A	N/A	Build-out	N/A	N/A	N/A	unknown	68808
2022	Deputy Mayor for Planning and Economic Development	Food Access Fund	Grant	SANDLOT (THE) LLC	\$1,000,000	633 HOWARD ROAD SE	Ward 0	N/A	N/A	N/A	N/A	N/A	N/A	N/A	N/A	N/A	N/A	N/A	N/A	N/A	N/A	N/A	Build-out	N/A	N/A	N/A	unknown	278586
2022	Deputy Mayor for Planning and Economic Development	Food Access Fund	Grant	AMAYA - I LLC (La Cabana Restaurante Skyland)	\$303,012	2219 TOWN CENTER DRIVE	Ward	N/A	N/A	N/A	N/A	N/A	N/A	N/A	N/A	N/A	N/A	N/A	N/A	N/A	N/A	N/A	Build-out	N/A	N/A	N/A	unknown	313176
2022	Deputy Mayor for Planning and Economic Development	Food Access Fund	Grant	DREAMING OUT LOUD, INC	\$1,039,060	1303 GOOD HOPE ROAD SE	Ward	N/A	N/A	N/A	N/A	N/A	N/A	N/A	N/A	N/A	N/A	N/A	N/A	N/A	N/A	N/A	Construction & Mechanicals	N/A	N/A	N/A	unknown	286027
2022	Deputy Mayor for Planning and Economic Development	Food Access Fund	Grant	3109 LLC	\$439,243	3109 MARTIN LUTHER KING	Ward	N/A	N/A	N/A	N/A	N/A	N/A	N/A	N/A	N/A	N/A	N/A	N/A	N/A	N/A	N/A	Construction	N/A	N/A	N/A	unknown	40480
2022	Deputy Mayor for Planning and Economic Development	Food Access Fund	Grant	BANNEKER VENTURES, LLC	\$244,533	2323 MARTIN LUTHER KING	Ward 0	N/A	N/A	N/A	N/A	N/A	N/A	N/A	N/A	N/A	N/A	N/A	N/A	N/A	N/A	N/A	Rental space support	N/A	N/A	N/A	unknown	48539

FY	Agency	Incentive Name	Incentive Type	Recipient Name	Incentive Amount	MAR Address of Investment	MAR Ward	Number of District Residents Employed	Number of CBEs	Total Affordable Units Produced or Preserved	30% AMI	50% AMI	60% AMI	80% AMI	1 BRs	2 BRs	3 BRs	4+ BRs	Efficiency	SRO	Unknown BRs	Amenity Produced or Enhanced	Is recipient in compliance with District resident employment requirements?	CBE Compliant?	Affordable Housing Compliance? (Covenanted)	Additional Incentive Benefits	MAR ID	
2022	Deputy Mayor for Planning and Economic Development	Food Access Fund	Grant	Las Placitas Inc	\$360,000	2335 PENNSYLVANIA AVENUE	Ward	N/A	N/A	N/A	N/A	N/A	N/A	N/A	N/A	N/A	N/A	N/A	N/A	N/A	N/A	N/A	Restaurant	N/A	N/A	N/A	Buildout of Las Placitas restaurant	48299
2022	Deputy Mayor for Planning and Economic Development	Food Access Fund	Grant	Salt N' Pepper Burgers LLC	\$945,391	632 HOWARD ROAD SE	Ward	N/A	N/A	N/A	N/A	N/A	N/A	N/A	N/A	N/A	N/A	N/A	N/A	N/A	N/A	N/A	Restaurant	N/A	N/A	N/A	Buildout of Melange restaurant	278584
2022	Deputy Mayor for Planning and Economic Development	Food Access Fund	Grant	Wilmarv Investment Group LLC	\$1,043,520	1215 GOOD HOPE ROAD SE	Ward	N/A	N/A	N/A	N/A	N/A	N/A	N/A	N/A	N/A	N/A	N/A	N/A	N/A	N/A	N/A	Restaurant	N/A	N/A	N/A	Buildout of SaPoDilla's Caribbean Restaurant and Catering	148119
2022	Deputy Mayor for Planning and Economic Development	Food Access Fund	Grant	Callister Technology and Entertainment LLC	\$567,390	1901 C STREET SE	Ward	N/A	N/A	N/A	N/A	N/A	N/A	N/A	N/A	N/A	N/A	N/A	N/A	N/A	N/A	N/A	Restaurant	N/A	N/A	N/A	Buildout of Duffy's Irish Pub	314740
2022	Deputy Mayor for Planning and Economic Development	Food Access Fund	Grant	Miss Toya's Southern Cajun Kitchen LLC	\$757,530	3216 PENNSYLVANIA AVENUE	Ward 0	N/A	N/A	N/A	N/A	N/A	N/A	N/A	N/A	N/A	N/A	N/A	N/A	N/A	N/A	N/A	Restaurant	In Progress	N/A	N/A	Buildout of Miss Toya's Southern Cajun Kitchen	302271
2022	Deputy Mayor for Planning and Economic Development	Food Access Fund	Grant	Fish & Fire Food Group LLC	\$1,717,000	5131 NANNIE HELEN BURROUGHS	Ward	N/A	N/A	N/A	N/A	N/A	N/A	N/A	N/A	N/A	N/A	N/A	N/A	N/A	N/A	N/A	Restaurant	N/A	N/A	N/A	New restaurant in Retail Priority Area	311666
2022	Deputy Mayor for Planning and Economic Development	Food Access Fund	Grant	Fish & Fire Food Group LLC	\$1,189,529	2006 MARTIN LUTHER KING	Ward	N/A	N/A	N/A	N/A	N/A	N/A	N/A	N/A	N/A	N/A	N/A	N/A	N/A	N/A	N/A	Restaurant	N/A	N/A	N/A	New restaurant in Retail Priority Area	53023
2022	Deputy Mayor for Planning and Economic Development	Food Access Fund	Grant	Check It Enterprises L.L.C.	\$1,420,608	1920 MARTIN LUTHER KING	Ward	N/A	N/A	N/A	N/A	N/A	N/A	N/A	N/A	N/A	N/A	N/A	N/A	N/A	N/A	N/A	Restaurant	N/A	N/A	N/A	New restaurant in Retail Priority Area	53960
2022	Deputy Mayor for Planning and Economic Development	Food Access Fund	Grant	DB Limited Liability Company	\$857,223	1922 MARTIN LUTHER KING	Ward	N/A	N/A	N/A	N/A	N/A	N/A	N/A	N/A	N/A	N/A	N/A	N/A	N/A	N/A	N/A	Restaurant	N/A	N/A	N/A	New restaurant in Retail Priority Area	53804
2022	Deputy Mayor for Planning and Economic Development	Locally Made Manufacturing Grant	Grant	Cotton & Reed LLC	\$100,000	1330 5TH STREET NE	Ward	N/A	N/A	N/A	N/A	N/A	N/A	N/A	N/A	N/A	N/A	N/A	N/A	N/A	N/A	N/A	Beverage equipment	N/A	N/A	N/A	unknown	312742
2022	Deputy Mayor for Planning and Economic Development	Locally Made Manufacturing Grant	Grant	Think Italian	\$99,800	1907 FAIRVIEW AVENUE NE	Ward	N/A	N/A	N/A	N/A	N/A	N/A	N/A	N/A	N/A	N/A	N/A	N/A	N/A	N/A	N/A	N/A	N/A	N/A	N/A	Equipment and renovations	156370
2022	Deputy Mayor for Planning and Economic Development	Locally Made Manufacturing Grant	Grant	Right Forward LLC	\$100,000	920 GIRARD STREET NE	Ward	N/A	N/A	N/A	N/A	N/A	N/A	N/A	N/A	N/A	N/A	N/A	N/A	N/A	N/A	N/A	Brewery	N/A	N/A	N/A	Purchasing grain silos	82519
2022	Deputy Mayor for Planning and Economic Development	Metro DC Community Center	Grant	Metro DC Community Center, Inc.	\$1,000,000	1827 WILTBERGER STREET NE	Ward	N/A	N/A	N/A	N/A	N/A	N/A	N/A	N/A	N/A	N/A	N/A	N/A	N/A	N/A	N/A	Community Center	N/A	N/A	N/A	Acquisition, construction, and build-out	279421
2022	Deputy Mayor for Planning and Economic Development	Neighborhood Prosperity Fund	Grant	City Interests Development	\$750,000	650 KENILWORTH TERRACE	Ward	N/A	N/A	N/A	N/A	N/A	N/A	N/A	N/A	N/A	N/A	N/A	N/A	N/A	N/A	N/A	Pop-up community space	N/A	N/A	N/A	unknown	334656
2022	Deputy Mayor for Planning and Economic Development	Neighborhood Prosperity Fund	Grant	Tasting Lab DC LLC	\$850,000	2228 MARTIN LUTHER KING	Ward	N/A	N/A	N/A	N/A	N/A	N/A	N/A	N/A	N/A	N/A	N/A	N/A	N/A	N/A	N/A	Construction	N/A	N/A	N/A	unknown	49963

# **DOES First Source Raw Data**

Executed Agreement Date	Incentive name* (ex: name of grant or tax incentive)	Type of incentive* (ex: grant, tax abatement, loan)	Recipient name*	Incentive amount*	MAR Address / location of investment	Number of District residents employed as a direct result of this investment	Is recipient in compliance with District resident employment requirements?
2018	Non-Construction	Non-Construction	COMMUNITY OF HOPE INC	\$1,000,000	N/A	0	In progress
2018	Non-Construction	Non-Construction	Creative Information	\$1,645,000	N/A	0	N/A
2018	Construction	Construction	Harkins Builders, Inc.	\$7,785,154	N/A	0	Yes
2018	Non-Construction	Non-Construction	Multicorp Inc.	\$400,000	N/A	12	Yes
2018	Non-Construction	Non-Construction	Multicorp Inc.	\$90,000	N/A	2	In progress
2018	Construction	Construction	Long Contractor, Incorporated	\$125,000	N/A	1	In progress
2018	Construction	Construction	DC Concrete	\$125,000	N/A	1	In progress
2018	Construction	Construction	NorthStar	\$18,593,820	N/A	4	Yes
2018	Construction	Construction	Strittmatter Metro, LLC	\$1,680,000	N/A	1	Yes
2018	Non-Construction	Non-Construction	OST, INC.	\$278,715	N/A	0	In progress
2018	Construction	Construction	Precision Wall Tech, Inc.	\$350,175	N/A	1	No
2018	Non-Construction	Non-Construction	Dupont Computers	\$950,000	N/A	0	In progress
2018	Non-Construction	Non-Construction	Keystone Newport News	\$1,000,000	N/A	0	N/A

Executed Agreement Date	Incentive name* (ex: name of grant or tax incentive)	Type of incentive* (ex: grant, tax abatement, loan)	Recipient name*	Incentive amount*	MAR Address / location of investment	Number of District residents employed as a direct result of this investment	Is recipient in compliance with District resident employment requirements?
2018	Non-Construction	Non-Construction	LIBERTY HEALTHCARE CORP	\$697,077	N/A	0	N/A
2018	Non-Construction	Non-Construction	Motir Services	\$500,000	N/A	0	In progress
2018	Non-Construction	Non-Construction	Rustic Pathways Australia USA Inc.	\$418,200	N/A	0	In progress
2018	Construction	Construction	THE HUGHES CENTER	\$610,498	N/A	0	N/A
2018	Non-Construction	Non-Construction	VISION SECURITY SOLUTIONS LLC	\$850,000	N/A	0	In progress
2018	Non-Construction	Non-Construction	WARD & WARD MENTAL HEALTH SERVICE	\$1,100,000	N/A	0	N/A
2018	Construction	Construction	Breeden Heating and Air, Inc.	\$2,487,715	N/A	0	Yes
2018	Construction	Construction	Breeden Mechanical, Inc	\$2,339,000	N/A	0	Yes
2018	Construction	Construction	Potomac Waterproofing, Inc.	\$222,390	N/A	0	Yes
2018	Construction	Construction	The Anderson Company, LLC	\$341,200	N/A	0	Yes



Executed Agreement Date	Incentive name* (ex: name of grant or tax incentive)	Type of incentive* (ex: grant, tax abatement, loan)	Recipient name*	Incentive amount*	MAR Address / location of investment	Number of District residents employed as a direct result of this investment	Is recipient in compliance with District resident employment requirements?
2018	Construction	Construction	Triple Star Construction, Inc	\$1,151,000	N/A	0	Yes
2018	Non-Construction	Non-Construction	Affinity Media Consulting LLC	\$10,000,000	N/A	0	In progress
2018	Non-Construction	Non-Construction	CHAEDROL LLC	\$900,000	N/A	0	In progress
2018	Non-Construction	Non-Construction	HEALTH MANAGEMENT ASSOCIATES INC	\$975,000	N/A	0	N/A
2018	Non-Construction	Non-Construction	International System Marketing	\$555,328	N/A	0	N/A
2018	Non-Construction	Non-Construction	Lakeland Tours LLC DBA WorldStrides	\$955,060	N/A	0	N/A
2018	Non-Construction	Non-Construction	LIBERTY HEALTHCARE CORP	\$2,195,592	N/A	7	In progress
2018	Non-Construction	Non-Construction	Networking Unlimited , LLC	\$10,000,000	N/A	0	In progress
2018	Non-Construction	Non-Construction	OBVERSE INC.	\$10,000,000	N/A	0	In progress
2018	Non-Construction	Non-Construction	PFC ASSOCIATES, LLC	\$4,318,537	N/A	6	Yes

<b>Executed Agreement Date</b>	<b>Incentive name* (ex: name of grant or tax incentive)</b>	<b>Type of incentive* (ex: grant, tax abatement, loan)</b>	<b>Recipient name*</b>	<b>Incentive amount*</b>	<b>MAR Address / location of investment</b>	<b>Number of District residents employed as a direct result of this investment</b>	<b>Is recipient in compliance with District resident employment requirements?</b>
2018	Non-Construction	Non-Construction	Precision Capital Partners LLC	\$10,000,000	N/A	0	In progress
2018	Non-Construction	Non-Construction	Precision Capital Partners LLC	\$750,000	N/A	0	In progress
2018	Non-Construction	Non-Construction	Precision Capital Partners LLC	\$500,000	N/A	0	In progress
2018	Construction	Construction	THOMAS ARCHER LLC	\$611,000	N/A	4	Yes
2018	Construction	Construction	Advanced Window, Inc.	\$3,800,000	N/A	0	In progress
2018	Non-Construction	Non-Construction	Bald Cypress Media LLC	\$900,000	N/A	0	In progress
2018	Non-Construction	Non-Construction	BETHLEHEM HOUSE INC	\$980,000	N/A	0	N/A
2018	Non-Construction	Non-Construction	DMV IT CONSULTING PC	\$950,000	N/A	0	In progress
2018	Non-Construction	Non-Construction	Georgetown Technologies LLC	\$479,650	N/A	0	In progress
2018	Non-Construction	Non-Construction	InnerCity Collaborative Community Development Corp	\$1,991,340	N/A	0	N/A

Executed Agreement Date	Incentive name* (ex: name of grant or tax incentive)	Type of incentive* (ex: grant, tax abatement, loan)	Recipient name*	Incentive amount*	MAR Address / location of investment	Number of District residents employed as a direct result of this investment	Is recipient in compliance with District resident employment requirements?
2018	Non-Construction	Non-Construction	JMD Counseling and Therapeutic Services, LLC	\$375,000	N/A	0	N/A
2018	Non-Construction	Non-Construction	L.S. Caldwell & Associates, Inc.	\$900,000	N/A	0	In progress
2018	Non-Construction	Non-Construction	NFC AMENITY MANAGEMENT	\$304,640	N/A	13	Yes
2018	Non-Construction	Non-Construction	Origami Risk LLC	\$980,000	N/A	0	N/A
2018	Non-Construction	Non-Construction	Plexus Healthcare Systems Inc	\$3,274,336	N/A	0	N/A
2018	Construction	Construction	S & R Construction	\$47,082	N/A	0	Yes
2018	Construction	Construction	CB Flooring, LLC	\$1,086,743	N/A	0	Yes
2018	Construction	Construction	Cochran & Mann, Inc.	\$650,000	N/A	0	Yes
2018	Construction	Construction	East Coast Poured Floors, Inc.	\$293,000	N/A	0	Yes
2018	Construction	Construction	E-Landscape Specialty Solutions, LLC	\$678,176	N/A	0	Yes
2018	Non-Construction	Non-Construction	HRUCKUS LLC	\$10,000,000	N/A	0	In progress

Executed Agreement Date	Incentive name* (ex: name of grant or tax incentive)	Type of incentive* (ex: grant, tax abatement, loan)	Recipient name*	Incentive amount*	MAR Address / location of investment	Number of District residents employed as a direct result of this investment	Is recipient in compliance with District resident employment requirements?
2018	Construction	Construction	Southland Insulators, Inc.	\$381,000	N/A	0	Yes
2018	Construction	Construction	Afrand Construction Co., Inc	\$350,000	N/A	0	Yes
2018	Non-Construction	Non-Construction	CAPITAL SERVICES & SUPPLIES, INC.	\$950,000	N/A	0	In progress
2018	Non-Construction	Non-Construction	Community Connections	\$2,500,000	N/A	0	N/A
2018	Non-Construction	Non-Construction	The Shuttle Bus Company	\$818,286	N/A	0	N/A
2018	Non-Construction	Non-Construction	Truax Patient Services	\$750,000	N/A	0	N/A
2018	Non-Construction	Non-Construction	FOOD AND FRIENDS INC	\$950,000	N/A	28	In progress
2018	Construction	Construction	WCS Construction, LLC	\$83,497,894	N/A	0	In progress
2018	Non-Construction	Non-Construction	Affinity Media Consulting LLC	\$760,000	N/A	0	In progress
2018	Non-Construction	Non-Construction	AMERICAN TRAFFIC SOLUTIONS, INC.	\$5,089,071	N/A	0	In progress
2018	Non-Construction	Non-Construction	COMMUNITY MULTI-SERVICE	\$1,306,104	N/A	0	N/A

Executed Agreement Date	Incentive name* (ex: name of grant or tax incentive)	Type of incentive* (ex: grant, tax abatement, loan)	Recipient name*	Incentive amount*	MAR Address / location of investment	Number of District residents employed as a direct result of this investment	Is recipient in compliance with District resident employment requirements?
2018	Non-Construction	Non-Construction	DC NOIR LLC	\$500,000	N/A	0	N/A
2018	Non-Construction	Non-Construction	INNOVATION LIFE SOLUTION	\$1,222,454	N/A	0	N/A
2018	Non-Construction	Non-Construction	NETSOURCE INTERACTIVE INC	\$25,000	N/A	0	In progress
2018	Non-Construction	Non-Construction	TOTAL CARE SERVICES INC	\$394,078	N/A	0	N/A
2018	Non-Construction	Non-Construction	Yakima Supplies, Inc.	\$5,000,000	N/A	0	In progress
2018	Construction	Construction	Connally Contracting Corporation	\$4,148,000	N/A	0	Yes
2018	Construction	Construction	Fort Lincoln Joshua Barney Townhouse LLC	\$52,435,815	N/A	0	Yes
2018	Construction	Construction	Miscellaneous Metals, Inc.	\$715,000	N/A	0	Yes
2018	Non-Construction	Non-Construction	SUSTAINABLE FACILITIES MANAGEMENT SERVICES	\$905,610	N/A	0	N/A

Executed Agreement Date	Incentive name* (ex: name of grant or tax incentive)	Type of incentive* (ex: grant, tax abatement, loan)	Recipient name*	Incentive amount*	MAR Address / location of investment	Number of District residents employed as a direct result of this investment	Is recipient in compliance with District resident employment requirements?
2018	Non-Construction	Non-Construction	DUKE ELLINGTON SCHOOL OF THE ARTS PROJEC	\$9,659,899	N/A	0	N/A
2018	Non-Construction	Non-Construction	Dupont Computers	\$10,000,000	N/A	0	In progress
2018	Non-Construction	Non-Construction	FINSBY CARE INC	\$287,692	N/A	0	N/A
2018	Construction	Construction	Granite America Kitchen & Bathroom/Countertopia	\$330,000	N/A	0	Yes
2018	Non-Construction	Non-Construction	Washington Humane Society	\$22,825,971	N/A	0	In progress
2018	Non-Construction	Non-Construction	METRO HOMES INC	\$836,757	N/A	0	N/A
2018	Non-Construction	Non-Construction	CHATTERING CHILDREN	\$250,000	N/A	0	N/A
2018	Construction	Construction	East Coast Poured Floors, Inc.	\$275,100	N/A	0	Yes
2018	Construction	Construction	E-Landscape Specialty Solutions, LLC	\$678,176	N/A	0	Yes

Executed Agreement Date	Incentive name* (ex: name of grant or tax incentive)	Type of incentive* (ex: grant, tax abatement, loan)	Recipient name*	Incentive amount*	MAR Address / location of investment	Number of District residents employed as a direct result of this investment	Is recipient in compliance with District resident employment requirements?
2018	Non-Construction	Non-Construction	Melanie Bates Consulting LLC	\$900,000	N/A	0	In progress
2018	Non-Construction	Non-Construction	Melanie Bates Consulting LLC	\$500,000	N/A	0	In progress
2018	Construction	Construction	Strittmatter Metro, LLC	\$1,380,000	N/A	8	In progress
2018	Non-Construction	Non-Construction	VCare, LLC	\$750,000	N/A	0	In progress
2018	Non-Construction	Non-Construction	VESTED OPTIMUM COMMUNITY SERVICES	\$975,000	N/A	0	N/A
2018	Construction	Construction	NVR INC	\$20,864,615	N/A	0	Yes
2018	Construction	Construction	JOHN MORIARTY & ASSOCIATES OF VA LLC	\$83,753,518	N/A	0	In progress
2018	Construction	Construction	RPM Construction Corp.	\$3,305,000	N/A	0	Yes
2018	Construction	Construction	Allstate Flooring of DC, LLC	\$485,000	N/A	0	Yes
2018	Non-Construction	Non-Construction	Aramat & Associates Inc	\$10,000,000	N/A	0	In progress
2018	Non-Construction	Non-Construction	BELL ARCHITECTS, PC	\$4,750,000	N/A	0	In progress
2018	Non-Construction	Non-Construction	Four Point Education Partners	\$990,175	N/A	0	In progress

<b>Executed Agreement Date</b>	<b>Incentive name* (ex: name of grant or tax incentive)</b>	<b>Type of incentive* (ex: grant, tax abatement, loan)</b>	<b>Recipient name*</b>	<b>Incentive amount*</b>	<b>MAR Address / location of investment</b>	<b>Number of District residents employed as a direct result of this investment</b>	<b>Is recipient in compliance with District resident employment requirements?</b>
2018	Non-Construction	Non-Construction	LASER ART INC	\$500,000	N/A	0	In progress
2018	Non-Construction	Non-Construction	Melanie Bates Consulting LLC	\$10,000,000	N/A	0	In progress
2018	Non-Construction	Non-Construction	Perkins Eastman DC	\$4,750,000	N/A	0	In progress
2018	Non-Construction	Non-Construction	Precision Capital Partners LLC	\$400,000	N/A	0	In progress
2018	Non-Construction	Non-Construction	PROSPECTUS ENTERPRISES INC.	\$950,000	N/A	0	In progress
2018	Construction	Non-Construction	TRUST CONSULTING SERVICES INC.	\$10,000,000	N/A	0	In progress
2018	Construction	Construction	ADJ Sheet Metal, Inc.	\$930,200	N/A	0	In progress
2018	Construction	Construction	BALFOUR BEATTY CONSTRUCTION DC LLC	\$113,212,955	N/A	0	In progress
2018	Construction	Construction	Calvert Masonry, Inc.	\$7,495,000	N/A	20	In progress
2018	Construction	Construction	J&W Caulking Applicators, Inc.	\$429,500	N/A	0	In progress
2018	Construction	Construction	ABC Technical Solutions, Inc.	\$10,000,000	N/A	0	In progress



<b>Executed Agreement Date</b>	<b>Incentive name* (ex: name of grant or tax incentive)</b>	<b>Type of incentive* (ex: grant, tax abatement, loan)</b>	<b>Recipient name*</b>	<b>Incentive amount*</b>	<b>MAR Address / location of investment</b>	<b>Number of District residents employed as a direct result of this investment</b>	<b>Is recipient in compliance with District resident employment requirements?</b>
2018	Non-Construction	Non-Construction	DESIGN ARMY LLC	\$400,000	N/A	0	In progress
2018	Construction	Construction	Diverse Masonry Corporation	\$534,000	N/A	0	Yes
2018	Construction	Construction	Fuentes Fire Protection LLC	\$120,913	N/A	0	Yes
2018	Non-Construction	Non-Construction	INNOVATION LIFE SOLUTION	\$765,748	N/A	0	N/A
2018	Construction	Construction	MCW Solutions, LLC	\$336,247	N/A	0	Yes
2018	Non-Construction	Non-Construction	NMR Group, Inc.	\$2,000,000	N/A	1	In progress
2018	Non-Construction	Non-Construction	ROBINSON ASSOCIATES	\$900,000	N/A	0	In progress
2018	Non-Construction	Non-Construction	BRENER BUILDING MAINTENANCE	\$308,400	N/A	0	In progress
2018	Non-Construction	Non-Construction	KZN Consulting Inc	\$10,000,000	N/A	0	In progress
2018	Non-Construction	Non-Construction	NCS PEARSON, INC	\$1,587,691	N/A	0	In progress
2018	Construction	Construction	AGM Contracting Inc.	\$1,183,330	N/A	4	Yes
2018	Construction	Construction	Genco Masonry, Inc.	\$565,000	N/A	0	Yes

Executed Agreement Date	Incentive name* (ex: name of grant or tax incentive)	Type of incentive* (ex: grant, tax abatement, loan)	Recipient name*	Incentive amount*	MAR Address / location of investment	Number of District residents employed as a direct result of this investment	Is recipient in compliance with District resident employment requirements?
2018	Construction	Construction	McCullough Construction, LLC	\$2,700,000	N/A	0	Yes
2018	Construction	Construction	Del Metro, Inc.	\$474,300	N/A	0	In progress
2018	Construction	Construction	Trusted Solutions Group, Inc.	\$761,556	N/A	0	In progress
2018	Grant	Grant	CALABASH LLC	\$50,000	N/A	0	Yes
2018	Grant	Grant	Capital Wing Factory, LLC	\$50,000	N/A	0	Yes
2018	Grant	Grant	Duende District	\$50,000	N/A	0	Yes
2018	Grant	Grant	Flaunt Group Corp	\$50,000	N/A	0	Yes
2018	Grant	Grant	Fresh Cuts Barbershop	\$50,000	N/A	0	Yes
2018	Grant	Grant	Gravitas NW, LLC	\$50,000	N/A	9	Yes
2018	Grant	Grant	MARTINS FOODTOWN	\$34,899	N/A	0	Yes
2018	Grant	Grant	MASON DIXIE BISCUIT CO.	\$50,000	N/A	0	Yes
2018	Grant	Grant	PJS CUT & STYLE SALON	\$46,745	N/A	0	Yes
2018	Grant	Grant	Powell Manufacturing Industries Inc	\$50,000	N/A	0	Yes
2018	Grant	Grant	Reel Brothers Enterprises	\$50,000	N/A	0	Yes
2018	Grant	Grant	Republic Cantina	\$50,000	N/A	0	Yes

<b>Executed Agreement Date</b>	<b>Incentive name* (ex: name of grant or tax incentive)</b>	<b>Type of incentive* (ex: grant, tax abatement, loan)</b>	<b>Recipient name*</b>	<b>Incentive amount*</b>	<b>MAR Address / location of investment</b>	<b>Number of District residents employed as a direct result of this investment</b>	<b>Is recipient in compliance with District resident employment requirements?</b>
2018	Grant	Grant	Sidamo Coffee and Tee	\$50,000	N/A	0	Yes
2018	Grant	Grant	UMAC WORLD INC.	\$50,000	N/A	0	Yes
2018	Grant	Grant	UrbanScoop	\$50,000	N/A	0	Yes
2018	Grant	Grant	WINESTOCK LLC	\$50,000	N/A	0	Yes
2018	Grant	Grant	BBQ BUS	\$50,000	N/A	0	Yes
2018	Grant	Grant	BUNDLE BIT LLC	\$50,000	N/A	0	Yes
2018	Grant	Grant	Catherine's Kitchen, LLC	\$50,000	N/A	1	Yes
2018	Grant	Grant	FIAS FABULOUS FINDS	\$50,000	N/A	0	Yes
2018	Grant	Grant	Freeman's House of Styles	\$50,000	N/A	0	Yes
2018	Grant	Grant	Gedera Market, LLC	\$50,000	N/A	0	Yes
2018	Grant	Grant	Haute Hair, LLC	\$50,000	N/A	0	Yes
2018	Grant	Grant	Howard Deli	\$50,000	N/A	0	Yes
2018	Grant	Grant	IMM on 9th, LLC	\$50,000	N/A	0	Yes
2018	Grant	Grant	Imm on Georgia, Inc	\$50,000	N/A	0	Yes
2018	Grant	Grant	Masenphil, LLC	\$50,000	N/A	0	Yes
2018	Grant	Grant	PICTURE FRAME FACTORY CORPORATION	\$50,000	N/A	0	Yes
2018	Grant	Grant	PRMP	\$50,000	N/A	1	Yes

Executed Agreement Date	Incentive name* (ex: name of grant or tax incentive)	Type of incentive* (ex: grant, tax abatement, loan)	Recipient name*	Incentive amount*	MAR Address / location of investment	Number of District residents employed as a direct result of this investment	Is recipient in compliance with District resident employment requirements?
2018	Grant	Grant	Raziel Bunch, Inc L'enfant Florist	\$50,000	N/A	0	Yes
2018	Grant	Grant	Rise Gluten Free Bakery, LLC	\$50,000	N/A	0	Yes
2018	Grant	Grant	Sunset Coffee, LLC	\$50,000	N/A	2	Yes
2018	Grant	Grant	SWEAT DC	\$50,000	N/A	0	Yes
2018	Grant	Grant	Beyan, LLC t/a Midtown Market	\$50,000	N/A	0	Yes
2018	Grant	Grant	HABASHA MARKET & CARYOUT	\$50,000	N/A	0	Yes
2018	Grant	Grant	HELEN MART LLC	\$50,000	N/A	0	Yes
2018	Grant	Grant	JAM DOUNG STYLE LLC	\$50,000	N/A	0	Yes
2018	Grant	Grant	JOHNNIE S FLORIS INC	\$50,000	N/A	0	Yes
2018	Grant	Grant	NUMBER 1 SONS	\$50,000	N/A	0	Yes
2018	Grant	Grant	Sports Performance Group	\$50,000	N/A	0	Yes
2018	Grant	Grant	TASTEMAKERS	\$50,000	N/A	0	Yes
2018	Grant	Grant	THREE STARS BREWING COMPANY LLC	\$50,000	N/A	0	Yes
2018	Grant	Grant	Creative Grounds DC	\$50,000	N/A	0	Yes

Executed Agreement Date	Incentive name* (ex: name of grant or tax incentive)	Type of incentive* (ex: grant, tax abatement, loan)	Recipient name*	Incentive amount*	MAR Address / location of investment	Number of District residents employed as a direct result of this investment	Is recipient in compliance with District resident employment requirements?
2018	Grant	Grant	DUDLEY ENTERPRISES LLC	\$50,000	N/A	0	Yes
2018	Grant	Grant	Honfleur Limited	\$28,135	N/A	0	Yes
2018	Grant	Grant	PAR Beauty Collection, LLC	\$50,000	N/A	0	Yes
2018	Grant	Grant	Pro Cut Barbershop	\$48,900	N/A	0	Yes
2018	Grant	Grant	Retsam, Inc.	\$50,000	N/A	0	Yes
2018	Grant	Grant	SOLID STATE BOOKS	\$50,000	N/A	0	Yes
2018	Construction	Construction	Anchor Construction Corporation	\$650,000	N/A	1	In progress
2018	Construction	Construction	Continental Construction, Inc.	\$506,800	N/A	0	In progress
2018	Construction	Construction	GOODWIN BROTHERS SHADES & SPECIALTIES	\$1,457,120	N/A	0	In progress
2018	Non-Construction	Non-Construction	HURON CONSULTING SERVICES, LLC	\$325,000	N/A	0	In progress
2018	Grant	Grant	UNIVERSAL NEWS STAND	\$50,000	N/A	0	Yes
2018	Non-Construction	Non-Construction	CRADLE SYSTEMS LLC	\$10,000,000	N/A	0	In progress
2018	Grant	Grant	PATRICK S PET CARE	\$50,000	N/A	0	Yes

<b>Executed Agreement Date</b>	<b>Incentive name* (ex: name of grant or tax incentive)</b>	<b>Type of incentive* (ex: grant, tax abatement, loan)</b>	<b>Recipient name*</b>	<b>Incentive amount*</b>	<b>MAR Address / location of investment</b>	<b>Number of District residents employed as a direct result of this investment</b>	<b>Is recipient in compliance with District resident employment requirements?</b>
2018	Non-Construction	Non-Construction	YOUTH FOR TOMORROW	\$398,708	N/A	0	In progress
2018	Non-Construction	Non-Construction	TRANSFORMATIVE SOLUTIONS INC	\$249,800	N/A	0	N/A
2018	Non-Construction	Non-Construction	Affinity Media Consulting LLC	\$900,000	N/A	0	In progress
2018	Construction	Construction	ACProducts, Inc.	\$495,710	N/A	0	Yes
2018	Construction	Construction	Brothers Mechanical, Inc.	\$4,860,000	N/A	0	Yes
2018	Construction	Construction	Continental Construction, Inc.	\$1,053,600	N/A	0	In progress
2018	Construction	Construction	Manganaro Midatlantic, LLC	\$4,130,000	N/A	0	Yes
2018	Construction	Construction	Overhead Door Company of Washington, DC	\$115,425	N/A	0	Yes
2018	Construction	Construction	Wolf Fire Protection, Inc.	\$586,000	N/A	0	Yes
2018	Non-Construction	Non-Construction	Criswell Chevrolet, Inc	\$400,000	N/A	0	In progress

Executed Agreement Date	Incentive name* (ex: name of grant or tax incentive)	Type of incentive* (ex: grant, tax abatement, loan)	Recipient name*	Incentive amount*	MAR Address / location of investment	Number of District residents employed as a direct result of this investment	Is recipient in compliance with District resident employment requirements?
2018	Non-Construction	Non-Construction	FEDCAP REHABILITATION SERVICES INC	\$2,130,023	N/A	16	Yes
2018	Construction	Construction	J&G Landscape Design, Inc.	\$640,529	N/A	0	Yes
2018	Construction	Construction	Otis Elevator Company	\$778,999	N/A	0	Yes
2018	Construction	Construction	Ainger Place Associates LLC	\$27,731,711	N/A	0	In progress
2018	Non-Construction	Non-Construction	AMERICAN BUSINESS SUPPLIES	\$500,000	N/A	0	In progress
2018	Construction	Construction	Chiaramonte Construction Company	\$531,379	N/A	0	Yes
2018	Construction	Construction	Continental Construction, Inc.	\$1,088,000	N/A	0	Yes
2018	Construction	Construction	Goel Services, Inc.	\$1,554,443	N/A	0	Yes
2018	Construction	Construction	JOHNSON-LANCASTER AND ASSOCIATES, INC.	\$3,460,385	N/A	0	Yes
2018	Construction	Construction	Roubin and Janeiro of Virginia, Inc.	\$2,378,100	N/A	10	Yes

Executed Agreement Date	Incentive name* (ex: name of grant or tax incentive)	Type of incentive* (ex: grant, tax abatement, loan)	Recipient name*	Incentive amount*	MAR Address / location of investment	Number of District residents employed as a direct result of this investment	Is recipient in compliance with District resident employment requirements?
2018	Grant	Grant	SANDOVAN S RESTAURANT AND LOUNGE	\$50,000	N/A	0	Yes
2018	Construction	Construction	Hawkins Electric Service, Inc	\$7,260,000	N/A	18	In progress
2018	Construction	Construction	JOHN MORIARTY & ASSOCIATES OF VA LLC	\$41,303,457	N/A	0	In progress
2018	Construction	Construction	Perkins Eastman DC	\$1,884,210	N/A	0	Yes
2018	Construction	Construction	Speedy Gonzalez Plumbing Inc.	\$328,650	N/A	0	Yes
2018	Construction	Construction	United General Contractors, Inc.	\$1,972,685	N/A	0	In progress
2018	Non-Construction	Non-Construction	Autism Spectrum Therapies, LLC	\$250,000	N/A	0	N/A
2018	Construction	Construction	Ayala's Crown Moulding, LLC	\$199,804	N/A	0	Yes
2018	Construction	Construction	Budget Construction Cleaning, LLC	\$117,784	N/A	0	Yes
2018	Non-Construction	Non-Construction	CAPITAL CONSULTING LLC	\$10,000,000	N/A	0	In progress



Executed Agreement Date	Incentive name* (ex: name of grant or tax incentive)	Type of incentive* (ex: grant, tax abatement, loan)	Recipient name*	Incentive amount*	MAR Address / location of investment	Number of District residents employed as a direct result of this investment	Is recipient in compliance with District resident employment requirements?
2018	Construction	Construction	Centennial Builders, Inc.	\$1,718,000	N/A	1	Yes
2018	Construction	Construction	Chiaramonte Construction Company	\$636,646	N/A	2	Yes
2018	Non-Construction	Non-Construction	COMPASS SOLUTIONS, LLC	\$289,020	N/A	0	N/A
2018	Construction	Construction	D&S Drywall, Inc.	\$421,810	N/A	0	Yes
2018	Construction	Construction	EZA Construction, Inc.	\$182,000	N/A	1	Yes
2018	Construction	Construction	Fence & Deck Connection, Inc.	\$239,298	N/A	0	Yes
2018	Construction	Construction	Genco Masonry, Inc.	\$2,800,000	N/A	2	In progress
2018	Construction	Construction	Hamilton Site Construction, Inc.	\$119,888	N/A	0	Yes
2018	Construction	Construction	HICKOK COLE ARCHITECTS OF VIRGINIA INC	\$932,130	N/A	1	Yes
2018	Construction	Construction	Hittite Steel, Inc.	\$3,475,000	N/A	1	In progress
2018	Construction	Construction	JOHN MORIARTY & ASSOCIATES OF VA LLC	\$116,696,808	N/A	0	In progress
2018	Non-Construction	Non-Construction	JOHNSON TRUCK CENTER, LL	\$1,170,918	N/A	0	In progress

<b>Executed Agreement Date</b>	<b>Incentive name* (ex: name of grant or tax incentive)</b>	<b>Type of incentive* (ex: grant, tax abatement, loan)</b>	<b>Recipient name*</b>	<b>Incentive amount*</b>	<b>MAR Address / location of investment</b>	<b>Number of District residents employed as a direct result of this investment</b>	<b>Is recipient in compliance with District resident employment requirements?</b>
2018	Construction	Construction	Joseph J. Magnolia, Inc.	\$183,900	N/A	0	Yes
2018	Construction	Construction	Luna Concrete Contracting, LLC	\$286,560	N/A	0	Yes
2018	Construction	Construction	Nastos Construction, Inc.	\$140,000	N/A	0	Yes
2018	Construction	Construction	Otis Elevator Company	\$2,390,000	N/A	0	In progress
2018	Construction	Construction	Power Design, Inc.	\$9,150,000	N/A	5	In progress
2018	Construction	Construction	Precision Wall Tech, Inc.	\$519,987	N/A	1	Yes
2018	Construction	Construction	Synergi, LLC	\$530,000	N/A	0	Yes
2018	Non-Construction	Non-Construction	TAMAH, LLC	\$3,000,000	N/A	0	N/A
2018	Construction	Construction	Telligent Masonry, LLC	\$537,080	N/A	0	Yes
2018	Construction	Construction	The Anderson Company, LLC	\$980,000	N/A	0	Yes
2018	Construction	Construction	Unified Door and Hardware Group LLC	\$1,488,431	N/A	0	In progress
2018	Construction	Construction	United General Contractors, Inc.	\$1,507,426	N/A	2	Yes
2018	Construction	Construction	A&M Drywall Construction	\$6,203,177	N/A	0	In progress

Executed Agreement Date	Incentive name* (ex: name of grant or tax incentive)	Type of incentive* (ex: grant, tax abatement, loan)	Recipient name*	Incentive amount*	MAR Address / location of investment	Number of District residents employed as a direct result of this investment	Is recipient in compliance with District resident employment requirements?
2018	Non-Construction	Non-Construction	ALPHATEC. PC	\$4,750,000	N/A	0	In progress
2018	Construction	Construction	Andiemac Waterproofing	\$918,300	N/A	0	In progress
2018	Construction	Construction	Arban & Carosi, Inc.	\$1,861,000	N/A	0	In progress
2018	Construction	Construction	Ark Construction Group, Inc.	\$17,245,000	N/A	0	In progress
2018	Construction	Construction	Baker DC, LLC	\$20,156,000	N/A	22	In progress
2018	Construction	Construction	Brailsford and Dunlavey, Inc.	\$407,684	N/A	0	Yes
2018	Construction	Construction	Commercial Roofing & Sheet Metal	\$3,509,955	N/A	0	In progress
2018	Non-Construction	Non-Construction	Cura Concepts, LLC	\$500,000	N/A	0	In progress
2018	Non-Construction	Non-Construction	Dantech Corporation, Inc.	\$10,000,000	N/A	1	Yes
2018	Construction	Construction	E-Landscape Specialty Solutions, LLC	\$195,011	N/A	0	Yes
2018	Construction	Construction	ELLISDALE CONSTRUCTION LLC	\$9,694,024	N/A	0	Yes

Executed Agreement Date	Incentive name* (ex: name of grant or tax incentive)	Type of incentive* (ex: grant, tax abatement, loan)	Recipient name*	Incentive amount*	MAR Address / location of investment	Number of District residents employed as a direct result of this investment	Is recipient in compliance with District resident employment requirements?
2018	Construction	Construction	Engineered Construction Products, LTD	\$10,631,887	N/A	4	Yes
2018	Non-Construction	Non-Construction	ISOM EVENTS LLC	\$900,000	N/A	0	In progress
2018	Non-Construction	Non-Construction	KZN Consulting Inc	\$10,000,000	N/A	0	In progress
2018	Non-Construction	Non-Construction	MCKISSACK & MCKISSACK OF WASHINGTON, INC.	\$4,750,000	N/A	0	In progress
2018	Non-Construction	Non-Construction	MIMAR PONTE MELLOR OF DC ARCHITECTS & EN	\$4,750,000	N/A	0	In progress
2018	Non-Construction	Non-Construction	Motir Services	\$1,000,000	N/A	0	In progress
2018	Non-Construction	Non-Construction	MVS, Inc.	\$808,809	N/A	0	In progress
2018	Construction	Construction	Power Design, Inc.	\$7,000,000	N/A	5	In progress
2018	Non-Construction	Non-Construction	QUINN EVANS ARCHITECTS	\$3,000,000	N/A	0	In progress

Executed Agreement Date	Incentive name* (ex: name of grant or tax incentive)	Type of incentive* (ex: grant, tax abatement, loan)	Recipient name*	Incentive amount*	MAR Address / location of investment	Number of District residents employed as a direct result of this investment	Is recipient in compliance with District resident employment requirements?
2018	Construction	Construction	R.B. Hinkle Construction, Inc.	\$209,685	N/A	0	In progress
2018	Construction	Construction	Target Sheet Metal, Inc	\$2,411,640	N/A	4	In progress
2018	Non-Construction	Non-Construction	THE IMPACT GROUP	\$900,000	N/A	0	In progress
2018	Non-Construction	Non-Construction	Total Office Products, Inc.	\$950,000	N/A	0	In progress
2018	Construction	Construction	VSC Fire & Security Inc	\$1,227,920	N/A	0	In progress
2018	Construction	Construction	Berkel & Company Contractors, Inc.	\$1,927,500	N/A	2	In progress
2018	Non-Construction	Non-Construction	BODE CELLMARK FORENSICS, INC	\$3,048,107	N/A	0	In progress
2018	Construction	Construction	Connally Contracting Corporation	\$387,624	N/A	7	Yes
2018	Non-Construction	Non-Construction	Ex Consultants, LLC	\$950,000	N/A	0	In progress
2018	Non-Construction	Non-Construction	FEDCAP REHABILITATION SERVICES INC	\$3,040,773	N/A	6	Yes
2018	Non-Construction	Non-Construction	MVS, Inc.	\$950,000	N/A	0	In progress

Executed Agreement Date	Incentive name* (ex: name of grant or tax incentive)	Type of incentive* (ex: grant, tax abatement, loan)	Recipient name*	Incentive amount*	MAR Address / location of investment	Number of District residents employed as a direct result of this investment	Is recipient in compliance with District resident employment requirements?
2018	Non-Construction	Non-Construction	NATIONAL CHILDREN'S CENTER, INC.	\$2,347,898	N/A	54	In progress
2018	Non-Construction	Non-Construction	NCS PEARSON, INC	\$1,491,070	N/A	0	In progress
2018	Non-Construction	Non-Construction	PUBLIC PERFORMANCE MANAGEMENT, LLC	\$336,217	N/A	0	N/A
2018	Construction	Construction	R.B. Hinkle Construction, Inc.	\$231,934	N/A	0	Yes
2018	Non-Construction	Non-Construction	RONNIE MCGHEE AND ASSOCIATES PLLC	\$4,750,000	N/A	0	In progress
2018	Construction	Construction	WCS Construction, LLC	\$1,352,000	N/A	0	In progress
2018	Construction	Construction	Andiemac Waterproofing	\$233,000	N/A	0	In progress
2018	Construction	Construction	Atlantic Caisson Corporation	\$1,020,500	N/A	0	In progress
2018	Construction	Construction	B&M International Steel Company	\$849,647	N/A	0	In progress
2018	Construction	Construction	Brothers Mechanical, Inc.	\$3,870,000	N/A	0	In progress
2018	Construction	Construction	Calumet Interiors LLC	\$317,915	N/A	0	Yes

Executed Agreement Date	Incentive name* (ex: name of grant or tax incentive)	Type of incentive* (ex: grant, tax abatement, loan)	Recipient name*	Incentive amount*	MAR Address / location of investment	Number of District residents employed as a direct result of this investment	Is recipient in compliance with District resident employment requirements?
2018	Construction	Construction	CYNERGY ELECTRIC COMPANY INC	\$238,050	N/A	0	Yes
2018	Construction	Construction	J.S. Wagner Company	\$122,028	N/A	0	Yes
2018	Construction	Construction	Joseph J. Magnolia, Inc.	\$232,141	N/A	0	Yes
2018	Construction	Construction	Power Design, Inc.	\$2,731,650	N/A	3	In progress
2018	Non-Construction	Non-Construction	Business Development Associates, LLC	\$10,000,000	N/A	0	In progress
2018	Non-Construction	Non-Construction	COMMUNITY BRIDGE, INC.	\$888,341	N/A	0	In progress
2018	Construction	Construction	Custom Engineered Opening, Inc.	\$940,000	N/A	0	Yes
2018	Non-Construction	Non-Construction	DC RESIDENTIAL SERVICES INC	\$322,616	N/A	0	N/A
2018	Construction	Construction	Genco Masonry, Inc.	\$669,100	N/A	0	Yes
2018	Non-Construction	Non-Construction	JHP, Inc.	\$3,040,773	N/A	0	N/A
2018	Non-Construction	Non-Construction	KRA Corporation	\$3,040,773	N/A	0	N/A
2018	Construction	Construction	Long's Welding & Fabrication, Inc.	\$242,000	N/A	0	Yes

Executed Agreement Date	Incentive name* (ex: name of grant or tax incentive)	Type of incentive* (ex: grant, tax abatement, loan)	Recipient name*	Incentive amount*	MAR Address / location of investment	Number of District residents employed as a direct result of this investment	Is recipient in compliance with District resident employment requirements?
2018	Construction	Construction	Millennium Pools and Spas, LLC	\$155,000	N/A	3	Yes
2018	Construction	Construction	Saxon Collaborative Construction, LLC	\$495,282	N/A	0	No
2018	Non-Construction	Non-Construction	SECURITY ASSURANCE MANAGEMENT INC	\$25,736,931	N/A	247	Yes
2018	Non-Construction	Non-Construction	Sol Support LLC	\$950,000	N/A	0	In progress
2018	Non-Construction	Non-Construction	SORENSEN FORENSICS	\$950,000	N/A	0	In progress
2018	Non-Construction	Non-Construction	SUSTAINABLE FACILITIES MANAGEMENT SERVICES	\$4,497,564	N/A	1	In progress
2018	Non-Construction	Non-Construction	TCG Property Care Inc	\$10,000,000	N/A	0	N/A
2018	Non-Construction	Non-Construction	VANTIX/ The Pittman Group Inc.	\$879,315	N/A	0	N/A
2018	Construction	Construction	1431 E Street Cooperative Association Inc	\$1,221,261	N/A	0	No



Executed Agreement Date	Incentive name* (ex: name of grant or tax incentive)	Type of incentive* (ex: grant, tax abatement, loan)	Recipient name*	Incentive amount*	MAR Address / location of investment	Number of District residents employed as a direct result of this investment	Is recipient in compliance with District resident employment requirements?
2018	Non-Construction	Non-Construction	A&T SYSTEMS INC	\$950,000	N/A	0	In progress
2018	Construction	Construction	Alliance Exterior Construction, Inc.	\$353,163	N/A	0	Yes
2018	Non-Construction	Non-Construction	CAREER TEAM LLC	\$1,839,295	N/A	3	Yes
2018	Non-Construction	Non-Construction	CityBase, Inc.	\$933,768	N/A	0	In progress
2018	Non-Construction	Non-Construction	COMMUNITY BRIDGE, INC.	\$3,132,798	N/A	13	In progress
2018	Non-Construction	Non-Construction	Cura Concepts, LLC	\$10,000,000	N/A	0	In progress
2018	Non-Construction	Non-Construction	DB Grant Associates, Inc.	\$3,740,252	N/A	0	N/A
2018	Non-Construction	Non-Construction	GEORGETOWN UNIVERSITY	\$1,392,876	N/A	0	N/A
2018	Construction	Construction	Hugee Corporation	\$795,000	N/A	1	Yes
2018	Non-Construction	Non-Construction	MAXIMUS HUMAN SERVICES, INC.	\$3,040,773	N/A	0	In progress
2018	Construction	Construction	Nastos Construction, Inc.	\$1,261,000	N/A	0	In progress

Executed Agreement Date	Incentive name* (ex: name of grant or tax incentive)	Type of incentive* (ex: grant, tax abatement, loan)	Recipient name*	Incentive amount*	MAR Address / location of investment	Number of District residents employed as a direct result of this investment	Is recipient in compliance with District resident employment requirements?
2018	Construction	Construction	Permasteelisa North America	\$25,136,000	N/A	0	In progress
2018	Construction	Construction	R.E. Robertson Plumbing & Heating, Inc.	\$436,000	N/A	0	Yes
2018	Construction	Construction	RKNY Electric and Construction, LLC	\$826,607	N/A	4	Yes
2018	Construction	Construction	Superior Iron Works, Inc.	\$2,375,000	N/A	1	In progress
2018	Non-Construction	Non-Construction	VANTIX/ The Pittman Group Inc.	\$10,000,000	N/A	0	In progress
2018	Non-Construction	Non-Construction	Wilson Dependable Service, LLC	\$850,000	N/A	0	In progress
2018	Construction	Construction	Chapel Valley Landscape Company	\$512,500	N/A	0	Yes
2018	Construction	Construction	Chiaramonte Construction Company	\$2,956,600	N/A	1	In progress
2018	Construction	Construction	City View Redevelopment, LLC	\$1,352,000	N/A	0	In progress
2018	Construction	Construction	Coakley & Williams Construction, Inc.	\$1,723,000	N/A	0	Yes

<b>Executed Agreement Date</b>	<b>Incentive name* (ex: name of grant or tax incentive)</b>	<b>Type of incentive* (ex: grant, tax abatement, loan)</b>	<b>Recipient name*</b>	<b>Incentive amount*</b>	<b>MAR Address / location of investment</b>	<b>Number of District residents employed as a direct result of this investment</b>	<b>Is recipient in compliance with District resident employment requirements?</b>
2018	Construction	Construction	Dynalectric Company	\$8,011,500	N/A	0	In progress
2018	Construction	Construction	Moretrench American Corporation	\$127,900	N/A	0	In progress
2018	Non-Construction	Non-Construction	Multicorp Inc.	\$71,352	N/A	2	Yes
2018	Construction	Construction	PAIGE INDUSTRIAL SERVICES INC	\$1,107,400	N/A	1	Yes
2018	Construction	Construction	PAIGE INDUSTRIAL SERVICES INC	\$367,271	N/A	2	Yes
2018	Construction	Construction	Tenelec Inc	\$5,500,000	N/A	0	In progress
2018	Construction	Construction	The Keystone Plus Construction Company	\$1,231,485	N/A	1	Yes
2018	Non-Construction	Non-Construction	ADMIRAL SECURITY SERVICES	\$246,000	N/A	8	In progress
2018	Construction	Construction	ALTA Waterproofing, LLC	\$184,050	N/A	0	Yes
2018	Construction	Construction	ALTERNATIVES RENEWABLE SOLUTIONS	\$1,400,000	N/A	2	Yes

Executed Agreement Date	Incentive name* (ex: name of grant or tax incentive)	Type of incentive* (ex: grant, tax abatement, loan)	Recipient name*	Incentive amount*	MAR Address / location of investment	Number of District residents employed as a direct result of this investment	Is recipient in compliance with District resident employment requirements?
2018	Construction	Construction	CAMERON BUILDING ENVELOPE SPECIALISTS LL	\$255,000	N/A	0	Yes
2018	Non-Construction	Non-Construction	COMPLETE BUILDING SERVICES	\$349,411	N/A	4	In progress
2018	Construction	Construction	Floors, Etc.	\$1,770,000	N/A	0	Yes
2018	Construction	Construction	MCN Build	\$742,576	N/A	0	Yes
2018	Construction	Construction	PAIGE INDUSTRIAL SERVICES INC	\$781,125	N/A	0	Yes
2018	Construction	Construction	SIGNATURE SCIENCE, LLC	\$2,241,387	N/A	0	N/A
2018	Construction	Construction	THE BRIGHTWOOD GARDENS COOPERATIVE	\$2,919,059	N/A	0	No
2018	Construction	Construction	The Miller Clapperton Partnership	\$1,591,000	N/A	0	Yes
2018	Construction	Construction	United 2nd Street Cooperative	\$2,633,306	N/A	0	In progress
2018	Construction	Construction	United General Contractors, Inc.	\$1,045,450	N/A	0	Yes
2018	Construction	Construction	WKM SOLUTIONS LLC	\$345,085	N/A	0	Yes

<b>Executed Agreement Date</b>	<b>Incentive name* (ex: name of grant or tax incentive)</b>	<b>Type of incentive* (ex: grant, tax abatement, loan)</b>	<b>Recipient name*</b>	<b>Incentive amount*</b>	<b>MAR Address / location of investment</b>	<b>Number of District residents employed as a direct result of this investment</b>	<b>Is recipient in compliance with District resident employment requirements?</b>
2018	Non-Construction	Non-Construction	ADIRONDACK TREE EXPERT	\$2,918,125	N/A	0	In progress
2018	Non-Construction	Non-Construction	AVID SYSTEMS	\$632,200	N/A	0	In progress
2018	Non-Construction	Non-Construction	BAZILIO COBB ASSOCIATES PC	\$5,089,071	N/A	0	In progress
2018	Non-Construction	Non-Construction	C&D TREE SERVICE	\$2,500,000	N/A	0	In progress
2018	Construction	Construction	Commonwealth Wall Systems, LLC	\$5,675,000	N/A	2	Yes
2018	Construction	Construction	Eagle Construction Solutions, LLC	\$245,714	N/A	1	Yes
2018	Non-Construction	Non-Construction	EXCEL TREE EXPERT COMPANY, INC.	\$2,000,000	N/A	0	In progress
2018	Non-Construction	Non-Construction	LIFELINE, INC	\$507,411	N/A	0	N/A
2018	Non-Construction	Non-Construction	Multi-Therapeutic Services Inc	\$1,068,302	N/A	0	In progress
2018	Construction	Construction	Seal Caulking & Waterproofing, LLC	\$320,000	N/A	7	Yes

Executed Agreement Date	Incentive name* (ex: name of grant or tax incentive)	Type of incentive* (ex: grant, tax abatement, loan)	Recipient name*	Incentive amount*	MAR Address / location of investment	Number of District residents employed as a direct result of this investment	Is recipient in compliance with District resident employment requirements?
2018	Non-Construction	Non-Construction	Wilson Dependable Service, LLC	\$500,000	N/A	0	In progress
2018	Construction	Construction	DAYLILY LANDSCAPING LLC	\$950,000	N/A	0	In progress
2018	Non-Construction	Non-Construction	ICI SYSTEMS, INC.	\$950,000	N/A	0	In progress
2018	Construction	Construction	PENHALL COMPANY	\$321,158	N/A	0	Yes
2018	Non-Construction	Non-Construction	PERFORMANCE MANAGEMENT SERVICES, LLC	\$1,155,300	N/A	19	In progress
2018	Non-Construction	Non-Construction	PROJECT RE-DIRECT INC	\$761,546	N/A	0	N/A
2018	Construction	Construction	Regional Contracting Services	\$1,957,483	N/A	7	Yes
2018	Non-Construction	Non-Construction	ABM ON-SITE SERVICES	\$281,159	N/A	1	In progress
2018	Construction	Construction	HRGM Corporation	\$460,427	N/A	0	Yes
2018	Non-Construction	Non-Construction	FORT MYER CONSTRUCTION CORP	\$1,074,225	N/A	0	In progress
2018	Construction	Construction	Mogoo, Inc.	\$309,344	N/A	2	Yes

Executed Agreement Date	Incentive name* (ex: name of grant or tax incentive)	Type of incentive* (ex: grant, tax abatement, loan)	Recipient name*	Incentive amount*	MAR Address / location of investment	Number of District residents employed as a direct result of this investment	Is recipient in compliance with District resident employment requirements?
2018	Non-Construction	Non-Construction	RWD CONSULTING	\$4,984,899	N/A	0	In progress
2018	Construction	Construction	S A COMUNALE CO INC	\$1,068,000	N/A	0	No
2018	Construction	Construction	Atlantic Aluminum Products	\$239,542	N/A	0	Yes
2018	Construction	Construction	Baker DC, LLC	\$8,200,000	N/A	0	Yes
2018	Construction	Construction	Bolimex Construction	\$400,000	N/A	0	Yes
2018	Construction	Construction	Capitol Paving of DC Inc	\$8,357,291	N/A	0	In progress
2018	Non-Construction	Non-Construction	FLEETPRO INC	\$950,000	N/A	0	In progress
2018	Construction	Construction	GOODWIN BROTHERS SHADES & SPECIALTIES	\$419,000	N/A	0	Yes
2018	Non-Construction	Non-Construction	KEY GLOBAL SYNERGIES INC.	\$900,000	N/A	0	In progress
2018	Construction	Construction	L Arte Della Cucina	\$1,040,647	N/A	0	Yes
2018	Construction	Construction	Otis Elevator Company	\$539,500	N/A	1	Yes
2018	Non-Construction	Non-Construction	PROFESSIONAL TECHNICIANS INC	\$950,000	N/A	0	In progress
2018	Construction	Construction	Telligent Masonry, LLC	\$1,140,000	N/A	2	Yes

Executed Agreement Date	Incentive name* (ex: name of grant or tax incentive)	Type of incentive* (ex: grant, tax abatement, loan)	Recipient name*	Incentive amount*	MAR Address / location of investment	Number of District residents employed as a direct result of this investment	Is recipient in compliance with District resident employment requirements?
2018	Industrial Revenue	Industrial Revenue Bonds (IRB)	SPECTRUM MANAGEMENT, LLC	\$15,764,028	N/A	13	Yes
2018	Non-Construction	Non-Construction	SPECTRUM MANAGEMENT, LLC	\$5,225,771	N/A	0	In progress
2018	Non-Construction	Non-Construction	SPECTRUM MANAGEMENT, LLC	\$4,872,685	N/A	1	In progress
2018	Non-Construction	Non-Construction	SPECTRUM MANAGEMENT, LLC	\$3,598,719	N/A	1	In progress
2018	Non-Construction	Non-Construction	SPECTRUM MANAGEMENT, LLC	\$2,154,325	N/A	2	In progress
2018	Non-Construction	Non-Construction	ANCHOR MENTAL HEALTH ASSOCIATION, INC.	\$2,500,000	N/A	0	In progress
2018	Construction	Construction	Big Stuff, Inc.	\$130,000	N/A	0	In progress
2018	Non-Construction	Non-Construction	COMMUNITY MANAGEMENT CORP	\$108,000	N/A	0	In progress
2018	Construction	Construction	HRGM Corporation	\$2,724,644	N/A	0	Yes
2018	Non-Construction	Non-Construction	Immediate Mailing Services Inc.	\$950,000	N/A	0	In progress



Executed Agreement Date	Incentive name* (ex: name of grant or tax incentive)	Type of incentive* (ex: grant, tax abatement, loan)	Recipient name*	Incentive amount*	MAR Address / location of investment	Number of District residents employed as a direct result of this investment	Is recipient in compliance with District resident employment requirements?
2018	Non-Construction	Non-Construction	MBB AFFILIATES LLC	\$1,386,376	N/A	3	In progress
2018	Construction	Construction	POS Construction Inc.	\$518,495	N/A	1	Yes
2018	Construction	Construction	The Keystone Plus Construction Company	\$1,450,000	N/A	0	Yes
2018	Construction	Construction	The Keystone Plus Construction Company	\$1,378,096	N/A	0	Yes
2018	Construction	Construction	The Keystone Plus Construction Company	\$903,534	N/A	1	Yes
2018	Construction	Construction	USA Construction Services, Inc	\$1,000,000	N/A	0	Yes
2018	Construction	Construction	WKM SOLUTIONS LLC	\$498,560	N/A	0	Yes
2018	Construction	Construction	BARTLETT EXTERIORS	\$625,200	N/A	0	Yes
2018	Non-Construction	Non-Construction	WASHINGTON LITERACY CENTER	\$2,130,023	N/A	0	N/A
2018	Non-Construction	Non-Construction	JDC CONSTRUCTION	\$373,332	N/A	0	N/A
2018	Non-Construction	Non-Construction	RSC ELECTRICAL and MECHANICAL CONTRACTORS, INC.	\$4,017,883	N/A	1	In progress

Executed Agreement Date	Incentive name* (ex: name of grant or tax incentive)	Type of incentive* (ex: grant, tax abatement, loan)	Recipient name*	Incentive amount*	MAR Address / location of investment	Number of District residents employed as a direct result of this investment	Is recipient in compliance with District resident employment requirements?
2018	Non-Construction	Non-Construction	DC CENTRAL KITCHEN	\$5,779,118	N/A	3	In progress
2018	Non-Construction	Non-Construction	FUTURES HEALTHCORE	\$2,115,000	N/A	0	N/A
2018	Construction	Construction	JEROME L TAYLOR	\$100,300	N/A	1	Yes
2018	Non-Construction	Non-Construction	RAMSELL CORPORATION	\$2,500,000	N/A	0	N/A
2018	Construction	Construction	TRINITY II CORP	\$434,804	N/A	0	Yes
2018	Construction	Construction	GENESYS IMPACT LLC	\$1,121,295	N/A	0	Yes
2018	Non-Construction	Non-Construction	Capitol Standard LLC	\$900,000	N/A	0	In progress
2018	Construction	Construction	Chesapeake Siding	\$559,000	N/A	0	Yes
2018	Non-Construction	Non-Construction	COALITION FOR THE HOMELESS	\$4,037,313	N/A	0	In progress
2018	Non-Construction	Non-Construction	THE IMPACT GROUP	\$322,305	N/A	0	N/A
2018	Non-Construction	Non-Construction	Sydell Hotels LLC	\$400,000	N/A	172	Yes
2018	Non-Construction	Non-Construction	CONTEMPORARY FAMILY SERVICES	\$1,094,076	N/A	0	N/A

Executed Agreement Date	Incentive name* (ex: name of grant or tax incentive)	Type of incentive* (ex: grant, tax abatement, loan)	Recipient name*	Incentive amount*	MAR Address / location of investment	Number of District residents employed as a direct result of this investment	Is recipient in compliance with District resident employment requirements?
2018	Non-Construction	Non-Construction	MILESTONE THERAPEUTIC SERVICES	\$3,014,396	N/A	0	N/A
2018	Non-Construction	Non-Construction	Business Development Associates, LLC	\$100,000	N/A	0	In progress
2018	Non-Construction	Non-Construction	ICI SYSTEMS, INC.	\$285,128	N/A	0	In progress
2018	Construction	Construction	Clemons Builders, Inc.	\$6,693,311	N/A	0	Yes
2018	Construction	Construction	National Remodeling & Design, Inc.	\$325,000	N/A	0	Yes
2018	Construction	Construction	POS Construction Inc.	\$604,000	N/A	0	Yes
2018	Construction	Construction	RKNY Electric and Construction, LLC	\$850,000	N/A	4	Yes
2018	Construction	Construction	HAR Construction	\$379,999	N/A	0	Yes
2018	Construction	Construction	JCM Associates, Inc.	\$7,000,000	N/A	7	In progress
2018	Construction	Construction	JCM Associates, Inc.	\$8,200,000	N/A	7	Yes
2018	Construction	Construction	JOHN MORIARTY & ASSOCIATES OF VA LLC	\$32,268,910	N/A	0	Yes
2018	Construction	Construction	B. Frank Joy LLC	\$338,500	N/A	0	No
2018	Construction	Construction	CIP Finishes, Inc.	\$322,995	N/A	0	Yes
2018	Construction	Construction	FORT MYER CONSTRUCTION CORP	\$9,936,230	N/A	0	In progress

Executed Agreement Date	Incentive name* (ex: name of grant or tax incentive)	Type of incentive* (ex: grant, tax abatement, loan)	Recipient name*	Incentive amount*	MAR Address / location of investment	Number of District residents employed as a direct result of this investment	Is recipient in compliance with District resident employment requirements?
2018	Construction	Construction	M&M Appliance Sales and Service, Inc.	\$715,005	N/A	0	Yes
2018	Construction	Construction	Broughton Construction Company, LLC	\$598,800	N/A	0	N/A
2018	Non-Construction	Non-Construction	All You Need Personnel	\$733,093	N/A	0	In progress
2018	Non-Construction	Non-Construction	COMPLETE BUILDING SERVICES	\$2,244,807	N/A	1	In progress
2018	Non-Construction	Non-Construction	CRISWELL CHRYSLER DODGE JEEP	\$400,000	N/A	0	In progress
2018	Construction	Construction	Gordon Contractors, Inc.	\$2,525,000	N/A	0	In progress
2018	Non-Construction	Non-Construction	HARD LIGHT CONSULTING GROUP LLC	\$900,000	N/A	0	In progress
2018	Non-Construction	Non-Construction	HARD LIGHT CONSULTING GROUP LLC	\$850,000	N/A	0	In progress
2018	Non-Construction	Non-Construction	Jones Lang LaSalle Americas	\$500,000	N/A	0	In progress

Executed Agreement Date	Incentive name* (ex: name of grant or tax incentive)	Type of incentive* (ex: grant, tax abatement, loan)	Recipient name*	Incentive amount*	MAR Address / location of investment	Number of District residents employed as a direct result of this investment	Is recipient in compliance with District resident employment requirements?
2018	Non-Construction	Non-Construction	PowerSchool Group LLC	\$667,775	N/A	0	In progress
2018	Non-Construction	Non-Construction	SPECTRUM MANAGEMENT, LLC	\$8,900,000	N/A	1	In progress
2018	Construction	Construction	TSI Architectural Metals Inc.	\$10,390,000	N/A	10	In progress
2018	Non-Construction	Non-Construction	ADC MANAGEMENT SOLUTION	\$305,124	N/A	0	In progress
2018	Non-Construction	Non-Construction	Capital Area Building Solutions Group LLC	\$732,918	N/A	0	N/A
2018	Non-Construction	Non-Construction	Chiaramonte Construction Company	\$305,641	N/A	0	In progress
2018	Non-Construction	Non-Construction	F&L Construction	\$4,396,054	N/A	0	In progress
2018	Non-Construction	Non-Construction	F&L Construction	\$3,500,682	N/A	0	In progress
2018	Non-Construction	Non-Construction	F&L Construction	\$543,434	N/A	0	In progress
2018	Non-Construction	Non-Construction	G-SIDA GENERAL SERVICES	\$586,421	N/A	0	N/A

Executed Agreement Date	Incentive name* (ex: name of grant or tax incentive)	Type of incentive* (ex: grant, tax abatement, loan)	Recipient name*	Incentive amount*	MAR Address / location of investment	Number of District residents employed as a direct result of this investment	Is recipient in compliance with District resident employment requirements?
2018	Non-Construction	Non-Construction	MVS, Inc.	\$10,000,000	N/A	0	In progress
2018	Non-Construction	Non-Construction	R & R JANITORIAL	\$6,636,759	N/A	0	In progress
2018	Non-Construction	Non-Construction	R & R JANITORIAL	\$6,449,381	N/A	0	In progress
2018	Non-Construction	Non-Construction	TRUSTED HEALTH PLAN	\$865,286,442	N/A	30	In progress
2018	Non-Construction	Non-Construction	TURNAROUND FOR CHILDREN INC	\$150,000	N/A	0	N/A
2018	Non-Construction	Non-Construction	Bread 'n' Butter Advertising	\$400,000	N/A	0	In progress
2018	Construction	Construction	Chesapeake Sprinkler Company	\$483,285	N/A	0	Yes
2018	Non-Construction	Non-Construction	CLEAN TEAM JANITORIAL SERVICE	\$967,767	N/A	0	N/A
2018	Non-Construction	Non-Construction	CORE DC LLC	\$14,178,960	N/A	15	In progress
2018	Non-Construction	Non-Construction	FRIENDSHIP PLACE	\$518,231	N/A	0	N/A

Executed Agreement Date	Incentive name* (ex: name of grant or tax incentive)	Type of incentive* (ex: grant, tax abatement, loan)	Recipient name*	Incentive amount*	MAR Address / location of investment	Number of District residents employed as a direct result of this investment	Is recipient in compliance with District resident employment requirements?
2018	Non-Construction	Non-Construction	HAYAT BROWN LLC	\$1,351,300	N/A	0	N/A
2018	Non-Construction	Non-Construction	HILLCREST CHILDREN AND FAMILY CENTER	\$3,846,242	N/A	0	N/A
2018	Non-Construction	Non-Construction	INFOMC,INC.	\$646,296	N/A	0	In progress
2018	Non-Construction	Non-Construction	Life Deeds, Inc.	\$2,652,000	N/A	10	Yes
2018	Non-Construction	Non-Construction	Total Kitchen Care LLC	\$314,640	N/A	0	N/A
2018	Non-Construction	Non-Construction	WASHINGTON DC ECONOMIC PARTNERSHIP	\$3,000,000	N/A	0	In progress
2018	Non-Construction	Non-Construction	CLEAN AND SOBER STREETS	\$2,500,000	N/A	0	In progress
2018	Non-Construction	Non-Construction	COMMUNITY OF HOPE INC	\$990,000	N/A	56	Yes
2018	Non-Construction	Non-Construction	DB Grant Associates Inc	\$1,624,452	N/A	0	N/A
2018	Non-Construction	Non-Construction	SOUSOU Investment Solutions	\$500,000	N/A	0	In progress

<b>Executed Agreement Date</b>	<b>Incentive name* (ex: name of grant or tax incentive)</b>	<b>Type of incentive* (ex: grant, tax abatement, loan)</b>	<b>Recipient name*</b>	<b>Incentive amount*</b>	<b>MAR Address / location of investment</b>	<b>Number of District residents employed as a direct result of this investment</b>	<b>Is recipient in compliance with District resident employment requirements?</b>
2018	Construction	Construction	Admiral Construction, LLC	\$385,157	N/A	0	Yes
2018	Construction	Construction	Atlantic Aluminum Products	\$41,225	N/A	0	Yes
2018	Construction	Construction	B&M International Steel Company	\$988,039	N/A	1	In progress
2018	Construction	Construction	B. Frank Joy LLC	\$486,200	N/A	0	Yes
2018	Construction	Construction	C & L Metal Glass, Inc.	\$139,250	N/A	0	Yes
2018	Construction	Construction	C&R Carpentry, Inc.	\$175,303	N/A	2	Yes
2018	Construction	Construction	Churchville Tile and Marble	\$505,000	N/A	0	Yes
2018	Construction	Construction	D.H. Kim Enterprises, Inc.	\$510,000	N/A	0	Yes
2018	Construction	Construction	East Coast Poured Floors, Inc.	\$182,000	N/A	0	Yes
2018	Construction	Construction	Hugee Corporation	\$1,068,538	N/A	0	Yes
2018	Construction	Construction	McDonough Elevators Sales & Rentals	\$131,437	N/A	0	Yes
2018	Construction	Construction	R.B. Hinkle Construction, Inc.	\$163,000	N/A	0	In progress
2018	Construction	Construction	ResponseTech Inc.	\$154,795	N/A	0	Yes



Executed Agreement Date	Incentive name* (ex: name of grant or tax incentive)	Type of incentive* (ex: grant, tax abatement, loan)	Recipient name*	Incentive amount*	MAR Address / location of investment	Number of District residents employed as a direct result of this investment	Is recipient in compliance with District resident employment requirements?
2018	Construction	Construction	Rockville Interiors & Fabrics	\$124,800	N/A	0	Yes
2018	Construction	Construction	Salco Mechanical Contractors	\$2,527,923	N/A	1	In progress
2018	Construction	Construction	Service Glass Industries	\$5,464,750	N/A	0	In progress
2018	Construction	Construction	Strickland Fire Protection Inc	\$2,837,000	N/A	0	In progress
2018	Construction	Construction	Telligent Masonry, LLC	\$405,000	N/A	0	In progress
2018	Construction	Construction	VSC Fire & Security Inc	\$363,950	N/A	0	In progress
2018	Construction	Construction	Advanced Window, Inc.	\$1,517,910	N/A	0	Yes
2018	Construction	Construction	ELLISDALE CONSTRUCTION LLC	\$10,728,442	N/A	0	In progress
2018	Construction	Construction	Pantera Management Group LLC	\$202,100	N/A	0	Yes
2018	Construction	Construction	Steel Fab	\$5,480,000	N/A	0	Yes
2018	Non-Construction	Non-Construction	VANTIX/ The Pittman Group Inc.	\$573,029	N/A	0	In progress
2018	Non-Construction	Non-Construction	CH2M HILL INC	\$458,218	N/A	0	In progress
2018	Non-Construction	Non-Construction	Magnificus Corporation	\$508,918	N/A	0	In progress

Executed Agreement Date	Incentive name* (ex: name of grant or tax incentive)	Type of incentive* (ex: grant, tax abatement, loan)	Recipient name*	Incentive amount*	MAR Address / location of investment	Number of District residents employed as a direct result of this investment	Is recipient in compliance with District resident employment requirements?
2018	Non-Construction	Non-Construction	SUSTAINABLE FACILITIES MANAGEMENT SERVICES	\$926,396	N/A	3	In progress
2018	Construction	Construction	Centennial Builders, Inc.	\$875,000	N/A	1	Yes
2018	Construction	Construction	Schuster Concrete Construction	\$17,195,000	N/A	0	In progress
2018	Construction	Construction	Absolute Builders, Inc.	\$521,300	N/A	0	In progress
2018	Construction	Construction	Belfast DC LLC	\$19,158,750	N/A	18	In progress
2018	Construction	Construction	Ben_E Group Cooperative Association Inc	\$2,517,596	N/A	0	N/A
2018	Construction	Construction	Nastos Construction, Inc.	\$567,446	N/A	0	In progress
2018	Construction	Construction	Prospect Waterproofing Co.	\$2,420,000	N/A	0	In progress
2018	Construction	Construction	Trusted Solutions Group, Inc.	\$2,314,000	N/A	0	In progress
2018	Construction	Construction	BREAD FOR THE CITY	\$3,600,000	N/A	0	In progress

Executed Agreement Date	Incentive name* (ex: name of grant or tax incentive)	Type of incentive* (ex: grant, tax abatement, loan)	Recipient name*	Incentive amount*	MAR Address / location of investment	Number of District residents employed as a direct result of this investment	Is recipient in compliance with District resident employment requirements?
2018	Construction	Construction	Chiaramonte Construction Company	\$339,579	N/A	0	No
2018	Construction	Construction	City Construction, LLC	\$1,299,412	N/A	0	N/A
2018	Construction	Construction	COLUMBIA ENTERPRISES INC	\$497,877	N/A	0	No
2018	Construction	Construction	HRGM Corporation	\$2,508,738	N/A	0	Yes
2018	Construction	Construction	Liberty Place Apartments LLC	\$9,248,431	N/A	0	In progress
2018	Construction	Construction	NVS CONSTRUCTION COMPANY	\$1,216,100	N/A	0	N/A
2018	Construction	Construction	Reyes Air Solutions Inc	\$258,000	N/A	0	Yes
2018	Construction	Construction	SIMON CONSTRUCTION & DEVELOPMENT CORP	\$1,360,232	N/A	0	N/A
2018	Construction	Construction	WINMAR INC	\$8,990,159	N/A	0	Yes
2018	Construction	Construction	Interior Specialists, Inc.	\$6,392,700	N/A	0	In progress
2018	Non-Construction	Non-Construction	BOWIE-GRIDLEY ARCHITECTS	\$373,238	N/A	0	N/A
2018	Non-Construction	Non-Construction	GLOBAL ENGINEERING SOLUTIONS OF WDC PC	\$373,198	N/A	0	In progress
2018	Non-Construction	Non-Construction	JEROME L TAYLOR	\$433,000	N/A	3	In progress

Executed Agreement Date	Incentive name* (ex: name of grant or tax incentive)	Type of incentive* (ex: grant, tax abatement, loan)	Recipient name*	Incentive amount*	MAR Address / location of investment	Number of District residents employed as a direct result of this investment	Is recipient in compliance with District resident employment requirements?
2018	Non-Construction	Non-Construction	Lucky Dog, LLC	\$16,632,000	N/A	3	In progress
2018	Construction	Construction	Appliance Replacement Inc.	\$163,000	N/A	0	Yes
2018	Non-Construction	Non-Construction	Cunningham Quill Architects, PLLC	\$959,569	N/A	1	Yes
2018	Construction	Construction	Broughton Construction Company, LLC	\$1,591,000	N/A	0	Yes
2018	Construction	Construction	Fort Myer Construction Corporation	\$90,923,561	N/A	0	N/A
2018	Non-Construction	Non-Construction	KATCO ASSOCIATES INCORPORATED	\$303,556	N/A	0	In progress
2018	Non-Construction	Non-Construction	KBM Management	\$550,000	N/A	0	In progress
2018	Non-Construction	Non-Construction	Lewis & Ellis, Inc.	\$148,375	N/A	0	N/A
2018	Construction	Construction	Otis Elevator Company	\$1,270,000	N/A	0	In progress
2018	Non-Construction	Non-Construction	Sorg and Associates, PC	\$711,500	N/A	0	In progress
2018	Non-Construction	Non-Construction	MELMARK INC	\$673,521	N/A	0	N/A

<b>Executed Agreement Date</b>	<b>Incentive name* (ex: name of grant or tax incentive)</b>	<b>Type of incentive* (ex: grant, tax abatement, loan)</b>	<b>Recipient name*</b>	<b>Incentive amount*</b>	<b>MAR Address / location of investment</b>	<b>Number of District residents employed as a direct result of this investment</b>	<b>Is recipient in compliance with District resident employment requirements?</b>
2018	Non-Construction	Non-Construction	MITCHELL INTERNATIONAL INC	\$650,000	N/A	0	In progress
2018	Non-Construction	Non-Construction	VANTIX/ The Pittman Group Inc.	\$543,434	N/A	0	In progress
2018	Non-Construction	Non-Construction	FORT MYER CONSTRUCTION CORP	\$65,190,110	N/A	0	In progress
2018	Non-Construction	Non-Construction	SUSTAINABLE FACILITIES MANAGEMENT SERVICES	\$74,054,322	N/A	0	N/A
2018	Non-Construction	Non-Construction	The National Center for Children and Families	\$3,936,309	N/A	15	In progress
2018	Construction	Construction	Design House Kitchens & Appliances, LLC	\$380,879	N/A	0	Yes
2018	Construction	Construction	STRUCTURAL PRESERVATIONS LLC	\$3,085,839	N/A	0	Yes
2018	Non-Construction	Non-Construction	TRICORE SYSTEMS	\$662,364	N/A	0	N/A
2018	Construction	Construction	Engineered Construction Products, LTD	\$3,134,945	N/A	0	In progress

Executed Agreement Date	Incentive name* (ex: name of grant or tax incentive)	Type of incentive* (ex: grant, tax abatement, loan)	Recipient name*	Incentive amount*	MAR Address / location of investment	Number of District residents employed as a direct result of this investment	Is recipient in compliance with District resident employment requirements?
2018	Construction	Construction	MORAN COVENTRY LIGHTING ASSOCIATES	\$117,500	N/A	0	Yes
2018	Non-Construction	Non-Construction	MINDFINDERS, INC.	\$565,656	N/A	0	N/A
2018	Non-Construction	Non-Construction	MINDFINDERS, INC.	\$329,617	N/A	0	In progress
2018	Non-Construction	Non-Construction	Conrad Management LLC	\$2,000,000	N/A	239	In progress
2018	Construction	Construction	Capitol Hill Cohousing, LLC	\$11,950,265	N/A	0	N/A
2018	Construction	Construction	EC Lyon Electric Company	\$824,427	N/A	2	Yes
2018	Construction	Construction	Allstate Flooring of DC, LLC	\$340,434	N/A	0	Yes
2018	Construction	Construction	DEMCO INC.	\$3,500,000	N/A	0	No
2018	Construction	Construction	Prospect Waterproofing Co.	\$4,360,000	N/A	0	In progress
2018	Construction	Construction	The Keystone Plus Construction Company	\$363,254	N/A	1	Yes
2018	Construction	Construction	The Keystone Plus Construction Company	\$358,407	N/A	0	Yes

<b>Executed Agreement Date</b>	<b>Incentive name* (ex: name of grant or tax incentive)</b>	<b>Type of incentive* (ex: grant, tax abatement, loan)</b>	<b>Recipient name*</b>	<b>Incentive amount*</b>	<b>MAR Address / location of investment</b>	<b>Number of District residents employed as a direct result of this investment</b>	<b>Is recipient in compliance with District resident employment requirements?</b>
2018	Construction	Construction	The Keystone Plus Construction Company	\$350,786	N/A	0	Yes
2018	Construction	Construction	DR Construction & Consulting, Inc.	\$4,835,000	N/A	32	In progress
2018	Construction	Construction	DR Construction & Consulting, Inc.	\$2,656,500	N/A	5	In progress
2018	Construction	Construction	CIP Finishes, Inc.	\$322,995	N/A	0	Yes
2018	Construction	Construction	Hugee Corporation	\$890,160	N/A	2	Yes
2018	Construction	Construction	Providence Construction, Inc.	\$508,950	N/A	0	Yes
2018	Construction	Construction	Breeden Heating and Air, Inc.	\$2,133,469	N/A	0	Yes
2018	Construction	Construction	C&G Carpentry Services, Inc.	\$1,115,000	N/A	0	Yes
2018	Construction	Construction	Cameron Insulation, LLC	\$325,000	N/A	0	Yes
2018	Construction	Construction	Immediate Mailing Services Inc.	\$999,726	N/A	0	In progress
2018	Construction	Construction	Jefferson Millwork & Design, Inc.	\$760,700	N/A	0	Yes
2018	Non-Construction	Non-Construction	KEYW CORPORATION	\$592,660	N/A	0	N/A

Executed Agreement Date	Incentive name* (ex: name of grant or tax incentive)	Type of incentive* (ex: grant, tax abatement, loan)	Recipient name*	Incentive amount*	MAR Address / location of investment	Number of District residents employed as a direct result of this investment	Is recipient in compliance with District resident employment requirements?
2018	Construction	Construction	Washington Fire Protection Engineering	\$915,000	N/A	0	Yes
2018	Construction	Construction	Chiaramonte Construction Company	\$466,000	N/A	0	Yes
2018	Construction	Construction	E-Landscape Specialty Solutions, LLC	\$197,539	N/A	0	Yes
2018	Non-Construction	Non-Construction	LIBERTY HEALTHCARE CORP	\$7,541,177	N/A	0	In progress
2018	Construction	Construction	MAC Products Company, Inc.	\$399,332	N/A	0	Yes
2018	Non-Construction	Non-Construction	NETWORKING FOR FUTURE, INC.	\$10,000,000	N/A	0	In progress
2018	Construction	Construction	Otis Elevator Company	\$954,450	N/A	0	In progress
2018	Construction	Construction	Schuster Concrete Construction	\$4,430,000	N/A	0	In progress
2018	Construction	Construction	Strittmatter Metro, LLC	\$560,000	N/A	0	In progress
2018	Construction	Construction	Tier 1, LLC	\$675,000	N/A	3	Yes
2018	Construction	Construction	Centennial Builders, Inc.	\$2,219,000	N/A	1	Yes
2018	Construction	Construction	Ramsey Masonry Company, Inc.	\$5,090,000	N/A	0	In progress



Executed Agreement Date	Incentive name* (ex: name of grant or tax incentive)	Type of incentive* (ex: grant, tax abatement, loan)	Recipient name*	Incentive amount*	MAR Address / location of investment	Number of District residents employed as a direct result of this investment	Is recipient in compliance with District resident employment requirements?
2018	Construction	Construction	Crown Cabinets, LLC	\$162,209	N/A	0	Yes
2018	Construction	Construction	W Concrete, Inc	\$1,380,229	N/A	0	In progress
2018	Construction	Construction	M&M Site Utilities, LLC	\$760,000	N/A	0	In progress
2018	Non-Construction	Non-Construction	Midtown Personnel, Inc.	\$6,134,938	N/A	23	Yes
2018	Construction	Construction	Steel Office Interiors, Inc.	\$304,496	N/A	0	Yes
2018	Construction	Construction	The Lane Construction Corporation	\$10,516,250	N/A	20	N/A
2018	Non-Construction	Non-Construction	PUBLIC PERFORMANCE MANAGEMENT, LLC	\$10,000,000	N/A	0	In progress
2018	Construction	Construction	USA Construction Services, Inc	\$1,121,000	N/A	0	Yes
2018	Construction	Construction	Andiemac Waterproofing	\$175,000	N/A	0	Yes
2018	Construction	Construction	GOODWIN BROTHERS SHADES & SPECIALTIES	\$139,450	N/A	0	Yes
2018	Construction	Construction	Hardesty Concrete Construction, Inc.	\$5,567,900	N/A	16	Yes
2018	Construction	Construction	The Anderson Company, LLC	\$509,700	N/A	1	Yes

Executed Agreement Date	Incentive name* (ex: name of grant or tax incentive)	Type of incentive* (ex: grant, tax abatement, loan)	Recipient name*	Incentive amount*	MAR Address / location of investment	Number of District residents employed as a direct result of this investment	Is recipient in compliance with District resident employment requirements?
2018	Construction	Construction	United Masonry Incorporated of Virginia	\$1,618,375	N/A	16	Yes
2018	Construction	Construction	Universal Stones, Inc.	\$259,891	N/A	0	Yes
2018	Non-Construction	Non-Construction	CAREER TEAM LLC	\$430,000	N/A	0	Yes
2018	Non-Construction	Non-Construction	New Endeavors By Women	\$290,000	N/A	0	In progress
2018	Construction	Construction	Bruzo Panel LLC	\$459,000	N/A	0	Yes
2018	Non-Construction	Non-Construction	HealthTech Solutions LLC	\$998,000	N/A	0	N/A
2018	Construction	Construction	Micon Construction, Inc.	\$355,644	N/A	0	Yes
2018	Non-Construction	Non-Construction	Accelerate Learning Inc.	\$319,997	N/A	0	N/A
2018	Non-Construction	Non-Construction	Adrian L. Merton, Inc.	\$950,000	N/A	0	In progress
2018	Non-Construction	Non-Construction	Covenant Development Company Inc.	\$950,000	N/A	0	In progress
2018	Construction	Construction	Griffin Dewatering Mid-Atlantic, LLC	\$228,950	N/A	0	In progress

Executed Agreement Date	Incentive name* (ex: name of grant or tax incentive)	Type of incentive* (ex: grant, tax abatement, loan)	Recipient name*	Incentive amount*	MAR Address / location of investment	Number of District residents employed as a direct result of this investment	Is recipient in compliance with District resident employment requirements?
2018	Non-Construction	Non-Construction	IDEACREW INC	\$10,000,000	N/A	0	In progress
2018	Construction	Construction	Prospect Waterproofing Co.	\$498,000	N/A	1	In progress
2018	Non-Construction	Non-Construction	Telligen Inc.	\$3,594,291	N/A	0	N/A
2018	Non-Construction	Non-Construction	ABC Technical Solutions, Inc.	\$900,000	N/A	0	In progress
2018	Non-Construction	Non-Construction	ADC MANAGEMENT SOLUTION	\$372,743	N/A	3	In progress
2018	Construction	Construction	Cap8 Doors & Hardware	\$257,180	N/A	1	Yes
2018	Construction	Construction	Capital Insulation Services of Maryland	\$216,750	N/A	0	Yes
2018	Construction	Construction	Chiaramonte Construction Company	\$425,351	N/A	0	Yes
2018	Construction	Construction	Chiaramonte Construction Company	\$396,171	N/A	0	Yes
2018	Non-Construction	Non-Construction	CITY YEAR INC	\$1,655,000	N/A	0	N/A
2018	Construction	Construction	CMC Concrete Construction, Inc	\$1,400,000	N/A	0	In progress

Executed Agreement Date	Incentive name* (ex: name of grant or tax incentive)	Type of incentive* (ex: grant, tax abatement, loan)	Recipient name*	Incentive amount*	MAR Address / location of investment	Number of District residents employed as a direct result of this investment	Is recipient in compliance with District resident employment requirements?
2018	Construction	Construction	District Electrical Services, Inc.	\$1,040,000	N/A	3	In progress
2018	Non-Construction	Non-Construction	DP+PARTNERS LLC	\$509,955	N/A	0	In progress
2018	Non-Construction	Non-Construction	JACOBS PROJECT MANAGEMENT CO	\$635,758	N/A	0	In progress
2018	Non-Construction	Non-Construction	Joseph Associates Incorporated DBA JAI Software Inc	\$584,700	N/A	0	In progress
2018	Non-Construction	Non-Construction	MONUMENTAL COMMUNICATION	\$583,253	N/A	0	In progress
2018	Non-Construction	Non-Construction	Morgans/JIMMIE MUSCATELLO	\$12,647,149	N/A	0	In progress
2018	Non-Construction	Non-Construction	Morgans/JIMMIE MUSCATELLO	\$649,518	N/A	0	In progress
2018	Construction	Construction	R.B. Hinkle Construction, Inc.	\$250,000	N/A	0	In progress
2018	Construction	Construction	Service Glass Industries	\$2,450,000	N/A	0	Yes
2018	Construction	Construction	WKM SOLUTIONS LLC	\$253,282	N/A	0	N/A
2018	Construction	Construction	Capital Insulation Services of Maryland	\$260,000	N/A	0	Yes

Executed Agreement Date	Incentive name* (ex: name of grant or tax incentive)	Type of incentive* (ex: grant, tax abatement, loan)	Recipient name*	Incentive amount*	MAR Address / location of investment	Number of District residents employed as a direct result of this investment	Is recipient in compliance with District resident employment requirements?
2018	Construction	Construction	Integrated Contracting Group LLC	\$3,950,000	N/A	0	Yes
2018	Construction	Construction	IRON FABRICATION SERVICES LLC	\$1,250,000	N/A	5	In progress
2018	Construction	Construction	Broughton Construction Company, LLC	\$417,915	N/A	0	In progress
2018	Non-Construction	Non-Construction	LifeLine Mobile, Inc.	\$329,839	N/A	0	N/A
2018	Non-Construction	Non-Construction	Savvy Technology Solutions	\$477,250	N/A	0	In progress
2018	Non-Construction	Non-Construction	Wilson Language Training Corporation	\$345,962	N/A	0	In progress
2018	Non-Construction	Non-Construction	al's office products dba business services group, LLC	\$950,000	N/A	0	In progress
2018	Non-Construction	Non-Construction	AMERICAN MEDICAL RESPONSE MID-ATLANTIC	\$13,462,269	N/A	0	In progress
2018	Non-Construction	Non-Construction	Center for the Study of Social Policy	\$649,387	N/A	0	In progress

Executed Agreement Date	Incentive name* (ex: name of grant or tax incentive)	Type of incentive* (ex: grant, tax abatement, loan)	Recipient name*	Incentive amount*	MAR Address / location of investment	Number of District residents employed as a direct result of this investment	Is recipient in compliance with District resident employment requirements?
2018	Non-Construction	Non-Construction	COMMUNITY COLLEGE PREPARATORY ACADEMY	\$300,000	N/A	0	N/A
2018	Non-Construction	Non-Construction	Echelon Community Services	\$620,000	N/A	7	In progress
2018	Construction	Construction	Ellis Page Company, LLC	\$254,000	N/A	0	Yes
2018	Non-Construction	Non-Construction	KEY GLOBAL SYNERGIES INC.	\$500,000	N/A	0	In progress
2018	Non-Construction	Non-Construction	NETWORKING FOR FUTURE, INC.	\$5,688,912	N/A	0	In progress
2018	Non-Construction	Non-Construction	NFP Health Services Administrators, LLC	\$743,415	N/A	0	In progress
2018	Non-Construction	Non-Construction	SOIL AND LAND USE TECHNOLOGY, INC.	\$825,000	N/A	0	In progress
2018	Non-Construction	Non-Construction	SOIL AND LAND USE TECHNOLOGY, INC.	\$780,000	N/A	0	In progress
2018	Non-Construction	Non-Construction	THE ACHIEVEMENT NETWORK	\$480,000	N/A	0	N/A
2018	Non-Construction	Non-Construction	ALPHATEC. PC	\$995,938	N/A	0	In progress

<b>Executed Agreement Date</b>	<b>Incentive name* (ex: name of grant or tax incentive)</b>	<b>Type of incentive* (ex: grant, tax abatement, loan)</b>	<b>Recipient name*</b>	<b>Incentive amount*</b>	<b>MAR Address / location of investment</b>	<b>Number of District residents employed as a direct result of this investment</b>	<b>Is recipient in compliance with District resident employment requirements?</b>
2018	Non-Construction	Non-Construction	Conduent State Healthcare, LLC	\$23,052,233	N/A	0	In progress
2018	Non-Construction	Non-Construction	Corporate Systems Resources	\$950,000	N/A	0	In progress
2018	Non-Construction	Non-Construction	ESCAPE THE CLASSROOM	\$950,000	N/A	0	In progress
2018	Non-Construction	Non-Construction	GLOBAL CONSULTING INC.	\$351,000	N/A	0	In progress
2018	Non-Construction	Non-Construction	HOUSING EVALUATIONS PLUS INC	\$301,040	N/A	0	In progress
2018	Non-Construction	Non-Construction	ICF MACRO, INC.520955232	\$438,065	N/A	0	N/A
2018	Non-Construction	Non-Construction	IHG Management Maryland LLC	\$5,860,000	N/A	98	In progress
2018	Non-Construction	Non-Construction	MBI HEALTH SERVICES, LLC	\$1,500,000	N/A	0	N/A
2018	Non-Construction	Non-Construction	QUICKBASE INC.	\$950,000	N/A	0	N/A
2018	Non-Construction	Non-Construction	SOIL AND LAND USE TECHNOLOGY, INC.	\$720,000	N/A	0	In progress

Executed Agreement Date	Incentive name* (ex: name of grant or tax incentive)	Type of incentive* (ex: grant, tax abatement, loan)	Recipient name*	Incentive amount*	MAR Address / location of investment	Number of District residents employed as a direct result of this investment	Is recipient in compliance with District resident employment requirements?
2018	Non-Construction	Non-Construction	SOIL AND LAND USE TECHNOLOGY, INC.	\$200,000	N/A	1	In progress
2018	Non-Construction	Non-Construction	The Continental Press, Inc.	\$105,726	N/A	0	N/A
2018	Construction	Construction	Blue Skye Construction, LLC	\$599,733	N/A	0	Yes
2018	Non-Construction	Non-Construction	OASIS GROUP HOLDINGS	\$2,000,000	N/A	13	In progress
2018	Construction	Construction	Davenport Insulation / G&B Insulation	\$119,000	N/A	0	Yes
2018	Construction	Construction	Krain Building Services	\$577,054	N/A	0	In progress
2018	Construction	Construction	Otis Elevator Company	\$5,835,000	N/A	1	In progress
2018	Construction	Construction	Overhead Door Company of Washington, DC	\$145,000	N/A	0	In progress
2018	Construction	Construction	Miller & Long Company, Inc.	\$15,722,500	N/A	0	In progress
2018	Construction	Construction	Miller & Long Company, Inc.	\$1,886,700	N/A	0	In progress
2018	Construction	Construction	Precision Wall Tech, Inc.	\$635,000	N/A	1	Yes



Executed Agreement Date	Incentive name* (ex: name of grant or tax incentive)	Type of incentive* (ex: grant, tax abatement, loan)	Recipient name*	Incentive amount*	MAR Address / location of investment	Number of District residents employed as a direct result of this investment	Is recipient in compliance with District resident employment requirements?
2018	Non-Construction	Non-Construction	STOCKBRIDGE CONSULTING	\$322,040	N/A	2	Yes
2018	Construction	Construction	AIW, Inc.	\$230,000	N/A	0	In progress
2018	Construction	Construction	Blue Skye Construction, LLC	\$963,000	N/A	0	Yes
2018	Construction	Construction	Chiaromonte Construction Company	\$1,204,815	N/A	0	Yes
2018	Construction	Construction	Coakley & Williams Construction, Inc.	\$604,983	N/A	0	Yes
2018	Construction	Construction	Wings Enterprises, Inc.	\$976,108	N/A	5	In progress
2018	Non-Construction	Non-Construction	ACCENTURE LLP	\$5,887,425	N/A	0	In progress
2018	Non-Construction	Non-Construction	Superior Service and Associates	\$980,000	N/A	0	N/A
2018	Non-Construction	Non-Construction	E-LOGIC INC	\$500,000	N/A	0	In progress
2018	Non-Construction	Non-Construction	health IT 2 Business Solutions, LLC	\$500,000	N/A	0	In progress
2018	Non-Construction	Non-Construction	IDiscover Consulting LLC	\$950,000	N/A	0	In progress

Executed Agreement Date	Incentive name* (ex: name of grant or tax incentive)	Type of incentive* (ex: grant, tax abatement, loan)	Recipient name*	Incentive amount*	MAR Address / location of investment	Number of District residents employed as a direct result of this investment	Is recipient in compliance with District resident employment requirements?
2018	Non-Construction	Non-Construction	Integrated Community Services, Inc.	\$708,335	N/A	4	Yes
2018	Non-Construction	Non-Construction	ISM SERVICES INC	\$402,644	N/A	0	In progress
2018	Non-Construction	Non-Construction	ONE KARE ENTERPRISE	\$483,493	N/A	0	N/A
2018	Non-Construction	Non-Construction	ST JOHNS COMMUNITY	\$2,565,138	N/A	0	N/A
2018	Construction	Construction	Continental Construction, Inc.	\$720,000	N/A	0	Yes
2018	Non-Construction	Non-Construction	Elysium LLC	\$950,000	N/A	0	In progress
2018	Construction	Construction	F pinto construction inc	\$490,000	N/A	0	Yes
2018	Non-Construction	Non-Construction	GLOBAL CONSULTING INC.	\$683,292	N/A	0	In progress
2018	Non-Construction	Non-Construction	HILLIS CARNES ENGINEERING ASSOC INC	\$377,395	N/A	0	In progress
2018	Non-Construction	Non-Construction	RACKSPACE US INC	\$5,000,000	N/A	0	In progress
2018	Construction	Construction	Telligent Masonry, LLC	\$1,867,600	N/A	2	In progress

Executed Agreement Date	Incentive name* (ex: name of grant or tax incentive)	Type of incentive* (ex: grant, tax abatement, loan)	Recipient name*	Incentive amount*	MAR Address / location of investment	Number of District residents employed as a direct result of this investment	Is recipient in compliance with District resident employment requirements?
2018	Non-Construction	Non-Construction	TEMBO, INC.	\$801,250	N/A	0	In progress
2018	Non-Construction	Non-Construction	The Mary Elizabeth House	\$643,059	N/A	2	In progress
2018	Construction	Construction	Continental Construction, Inc.	\$812,000	N/A	0	In progress
2018	Construction	Construction	Diverse Masonry Corporation	\$2,000,000	N/A	0	Yes
2018	Non-Construction	Non-Construction	Ho Chun	\$900,000	N/A	0	In progress
2018	Non-Construction	Non-Construction	KATCO ASSOCIATES INCORPORATED	\$309,992	N/A	0	In progress
2018	Construction	Construction	Long Fence Company, Inc.	\$239,275	N/A	0	In progress
2018	Non-Construction	Non-Construction	NATIONAL SERVICE CONTRACTORS	\$1,177,802	N/A	0	In progress
2018	Construction	Construction	Olympia Swimming Pool Co.	\$195,045	N/A	0	Yes
2018	Construction	Construction	P.C. Richard & Son	\$1,235,000	N/A	0	Yes
2018	Non-Construction	Non-Construction	Segmental Wall Specialists, Inc	\$1,104,867	N/A	0	In progress

<b>Executed Agreement Date</b>	<b>Incentive name* (ex: name of grant or tax incentive)</b>	<b>Type of incentive* (ex: grant, tax abatement, loan)</b>	<b>Recipient name*</b>	<b>Incentive amount*</b>	<b>MAR Address / location of investment</b>	<b>Number of District residents employed as a direct result of this investment</b>	<b>Is recipient in compliance with District resident employment requirements?</b>
2018	Non-Construction	Non-Construction	Segmental Wall Specialists, Inc	\$1,104,867	N/A	0	In progress
2018	Non-Construction	Non-Construction	ARIBA TECHNOLOGIES INC	\$782,455	N/A	0	In progress
2018	Non-Construction	Non-Construction	COLLEGE ENT EXAM BD	\$710,691	N/A	0	In progress
2018	Non-Construction	Non-Construction	GKA,PC	\$500,000	N/A	0	In progress
2018	Construction	Construction	NCF Interiors a division of Lakota Contracting, Inc.	\$2,865,000	N/A	0	Yes
2018	Non-Construction	Non-Construction	PRESIDIO NETWORKES SOLUTIONS	\$950,000	N/A	0	In progress
2018	Construction	Construction	RELIABLE INSTALLATION SERVICES LLC	\$533,750	N/A	0	In progress
2018	Construction	Construction	Williams Jackson Ewing Inc.	\$233,368	N/A	0	Yes
2018	Non-Construction	Non-Construction	ZANE NETWORKS LIMITED LIABILITY	\$1,995,000	N/A	0	N/A
2018	Non-Construction	Non-Construction	A&A Insulation, LLC	\$950,000	N/A	0	In progress

<b>Executed Agreement Date</b>	<b>Incentive name* (ex: name of grant or tax incentive)</b>	<b>Type of incentive* (ex: grant, tax abatement, loan)</b>	<b>Recipient name*</b>	<b>Incentive amount*</b>	<b>MAR Address / location of investment</b>	<b>Number of District residents employed as a direct result of this investment</b>	<b>Is recipient in compliance with District resident employment requirements?</b>
2018	Non-Construction	Non-Construction	ABSTRACT EVOLUTIONS LLC	\$950,000	N/A	0	In progress
2018	Non-Construction	Non-Construction	BRIDGING TECHNOLOGIES LLC	\$950,000	N/A	0	In progress
2018	Non-Construction	Non-Construction	ELECTION SYSTEMS & SOFTWARE INC	\$399,400	N/A	0	In progress
2018	Non-Construction	Non-Construction	IDEACREW INC	\$950,000	N/A	0	In progress
2018	Non-Construction	Non-Construction	KRAMER CONSULTING SERVICES PC	\$1,034,868	N/A	0	In progress
2018	Non-Construction	Non-Construction	LIBERTY HEALTHCARE CORP	\$1,751,832	N/A	0	In progress
2018	Non-Construction	Non-Construction	MORPHOTRUST USA INC	\$604,780	N/A	0	In progress
2018	Non-Construction	Non-Construction	NATIONAL ASSOCIATION FOR THE ADVANCEMENT	\$330,000	N/A	0	N/A
2018	Non-Construction	Non-Construction	SETTY & ASSOCIATES INTERNATIONAL PLLC	\$333,070	N/A	0	In progress
2018	Non-Construction	Non-Construction	Telligen Inc.	\$424,464	N/A	0	In progress

Executed Agreement Date	Incentive name* (ex: name of grant or tax incentive)	Type of incentive* (ex: grant, tax abatement, loan)	Recipient name*	Incentive amount*	MAR Address / location of investment	Number of District residents employed as a direct result of this investment	Is recipient in compliance with District resident employment requirements?
2018	Non-Construction	Non-Construction	THIHA INC.	\$700,000	N/A	0	In progress
2018	Construction	Construction	Breeden Mechanical Design, Inc.	\$10,679,000	N/A	0	In progress
2018	Construction	Construction	CAR Construction	\$235,300	N/A	0	In progress
2018	Construction	Construction	First Choice Masonry, Inc.	\$419,000	N/A	0	Yes
2018	Construction	Construction	Bratti Tile & Terrazzo, LLC	\$1,775,100	N/A	0	Yes
2018	Non-Construction	Non-Construction	Far Southeast Family Strengthening Collaborative, Inc.	\$515,000	N/A	1	In progress
2018	Non-Construction	Non-Construction	KATCO ASSOCIATES INCORPORATED	\$394,107	N/A	0	In progress
2018	Construction	Construction	Kogo Corporation	\$3,022,000	N/A	0	Yes
2018	Construction	Construction	SMC CONCRETE CONSTRUCTION INC	\$10,225,000	N/A	0	Yes
2018	Construction	Construction	Ted Turner Company, Inc.	\$1,245,000	N/A	0	Yes
2018	Construction	Construction	VSC Fire & Security Inc	\$885,200	N/A	0	In progress
2018	Construction	Construction	WKM SOLUTIONS LLC	\$363,471	N/A	0	Yes

<b>Executed Agreement Date</b>	<b>Incentive name* (ex: name of grant or tax incentive)</b>	<b>Type of incentive* (ex: grant, tax abatement, loan)</b>	<b>Recipient name*</b>	<b>Incentive amount*</b>	<b>MAR Address / location of investment</b>	<b>Number of District residents employed as a direct result of this investment</b>	<b>Is recipient in compliance with District resident employment requirements?</b>
2018	Construction	Construction	EAST COAST HOIST INC	\$120,000	N/A	0	Yes
2018	Non-Construction	Non-Construction	HARRIS & HARRIS	\$2,112,155	N/A	0	In progress
2018	Non-Construction	Non-Construction	HOMES FOR HOPE	\$450,000	N/A	0	In progress
2018	Non-Construction	Non-Construction	HOUSING OPPORTUNITIES UNLIMITED	\$565,000	N/A	0	N/A
2018	Non-Construction	Non-Construction	HOUSING OPPORTUNITIES UNLIMITED	\$325,000	N/A	0	In progress
2018	Construction	Construction	M&M Appliance Sales and Service, Inc.	\$270,000	N/A	0	Yes
2018	Non-Construction	Non-Construction	OCTANE	\$864,670	N/A	0	In progress
2018	Construction	Construction	RELIABLE INSTALLATION SERVICES LLC	\$301,800	N/A	0	Yes
2018	Non-Construction	Non-Construction	UNIVERSAL PROTECTION SERVICE LLC	\$0	N/A	24	In progress
2018	Construction	Construction	HiRise Windows	\$450,000	N/A	0	Yes

<b>Executed Agreement Date</b>	<b>Incentive name* (ex: name of grant or tax incentive)</b>	<b>Type of incentive* (ex: grant, tax abatement, loan)</b>	<b>Recipient name*</b>	<b>Incentive amount*</b>	<b>MAR Address / location of investment</b>	<b>Number of District residents employed as a direct result of this investment</b>	<b>Is recipient in compliance with District resident employment requirements?</b>
2018	Construction	Construction	MRG Services	\$317,500	N/A	1	Yes
2018	Construction	Construction	The Berg Corporation	\$873,000	N/A	0	Yes
2018	Non-Construction	Non-Construction	AmeriHealth Caritas District of Columbia	\$276,449,479	N/A	0	N/A
2018	Construction	Construction	Hyde Concrete	\$105,000	N/A	0	Yes
2018	Non-Construction	Non-Construction	SECURITY ASSURANCE MANAGEMENT INC	\$5,757,240	N/A	1	Yes
2018	Construction	Construction	CR Millwork Installation	\$145,000	N/A	0	Yes
2018	Non-Construction	Non-Construction	Kline Imports Arlington, Inc	\$708,630	N/A	0	In progress
2018	Non-Construction	Non-Construction	MINDFINDERS, INC.	\$280,500	N/A	0	In progress
2018	Construction	Construction	Precision Wall Tech, Inc.	\$130,892	N/A	0	Yes
2018	Non-Construction	Non-Construction	Siemens Industry, Inc.	\$268,000	N/A	0	In progress
2018	Construction	Construction	Sparkle Painting Company, Inc.	\$1,202,200	N/A	0	In progress
2018	Non-Construction	Non-Construction	4tell Solutions, LP	\$410,000	N/A	0	In progress
2018	Non-Construction	Non-Construction	Advanced Caulking & Waterproofing, Inc.	\$445,055	N/A	0	In progress



Executed Agreement Date	Incentive name* (ex: name of grant or tax incentive)	Type of incentive* (ex: grant, tax abatement, loan)	Recipient name*	Incentive amount*	MAR Address / location of investment	Number of District residents employed as a direct result of this investment	Is recipient in compliance with District resident employment requirements?
2018	Non-Construction	Non-Construction	BRADLEY ASSOCIATES, LLC	\$746,034	N/A	0	In progress
2018	Construction	Construction	ELECTRICAL GENERAL CORP	\$2,241,759	N/A	0	Yes
2018	Non-Construction	Non-Construction	First Vehicle Services, Inc.	\$21,729,947	N/A	6	In progress
2018	Construction	Construction	Prospect Waterproofing Co.	\$758,780	N/A	2	Yes
2018	Non-Construction	Non-Construction	SEEC	\$331,844	N/A	1	In progress
2018	Construction	Construction	Classic Heating and Cooling LLC	\$2,939,890	N/A	0	Yes
2018	Non-Construction	Non-Construction	GOD'S ANOINTED NEW GENERATION	\$1,498,102	N/A	1	In progress
2018	Non-Construction	Non-Construction	MBB AFFILIATES LLC	\$1,386,376	N/A	2	Yes
2018	Non-Construction	Non-Construction	PENDRAGWN PRODUCTIONS LLC	\$900,000	N/A	0	In progress

Executed Agreement Date	Incentive name* (ex: name of grant or tax incentive)	Type of incentive* (ex: grant, tax abatement, loan)	Recipient name*	Incentive amount*	MAR Address / location of investment	Number of District residents employed as a direct result of this investment	Is recipient in compliance with District resident employment requirements?
2018	Non-Construction	Non-Construction	SUSTAINABLE FACILITIES MANAGEMENT SERVICES	\$346,954	N/A	5	Yes
2018	Non-Construction	Non-Construction	SUSTAINABLE FACILITIES MANAGEMENT SERVICES	\$336,036	N/A	0	In progress
2018	Non-Construction	Non-Construction	A & A	\$950,000	N/A	0	In progress
2018	Construction	Construction	Beltway Iron Company, Inc.	\$346,620	N/A	0	Yes
2018	Non-Construction	Non-Construction	JEROME L TAYLOR	\$592,252	N/A	0	In progress
2018	Non-Construction	Non-Construction	JEROME L TAYLOR	\$316,288	N/A	0	In progress
2018	Non-Construction	Non-Construction	NEW CITY ENERGY	\$945,000	N/A	0	In progress
2018	Non-Construction	Non-Construction	THE CHOICE, INC.	\$950,000	N/A	0	N/A

Executed Agreement Date	Incentive name* (ex: name of grant or tax incentive)	Type of incentive* (ex: grant, tax abatement, loan)	Recipient name*	Incentive amount*	MAR Address / location of investment	Number of District residents employed as a direct result of this investment	Is recipient in compliance with District resident employment requirements?
2018	Non-Construction	Non-Construction	VERITAS CONSULTING GROUP, LLC	\$626,112	N/A	0	In progress
2018	Non-Construction	Non-Construction	WHITMAN-WALKER CLINIC	\$600,000	N/A	0	In progress
2018	Construction	Construction	Wolf Fire Protection, Inc.	\$353,400	N/A	0	In progress
2018	Construction	Construction	Coakley & Williams Construction, Inc.	\$773,000	N/A	0	No
2018	Non-Construction	Non-Construction	DDE Consulting Service LLC	\$950,000	N/A	0	In progress
2018	Construction	Construction	HABITAT FOR HUMANITY OF WASHINGTON D.C. INC.	\$1,000,000	N/A	0	In progress
2018	Construction	Construction	Provincial Store Fixtures Ltd	\$755,000	N/A	0	Yes
2018	Construction	Construction	RSC ELECTRICAL and MECHANICAL CONTRACTORS, INC.	\$1,190,760	N/A	0	Yes
2018	Construction	Construction	RSC ELECTRICAL and MECHANICAL CONTRACTORS, INC.	\$1,094,000	N/A	0	Yes

Executed Agreement Date	Incentive name* (ex: name of grant or tax incentive)	Type of incentive* (ex: grant, tax abatement, loan)	Recipient name*	Incentive amount*	MAR Address / location of investment	Number of District residents employed as a direct result of this investment	Is recipient in compliance with District resident employment requirements?
2018	Construction	Construction	ELLISDALE CONSTRUCTION LLC	\$9,694,024	N/A	0	In progress
2018	Non-Construction	Non-Construction	health IT 2 Business Solutions, LLC	\$950,000	N/A	0	In progress
2018	Construction	Construction	Otis Elevator Company	\$1,260,000	N/A	0	In progress
2018	Non-Construction	Non-Construction	EASTER SEALS, SERVING DC. MD, VA	\$900,000	N/A	6	Yes
2018	Non-Construction	Non-Construction	CIRTE	\$500,000	N/A	0	In progress
2018	Construction	Construction	Colonial Electric Company, Inc.	\$2,079,000	N/A	0	In progress
2018	Non-Construction	Non-Construction	Dranref LLC dba Business Transformation Group	\$950,000	N/A	0	In progress
2018	Non-Construction	Non-Construction	FOLLETT SCHOOLS SOLUTIONS INC	\$333,636	N/A	0	In progress
2018	Construction	Construction	ICONIC PLUMBING LLC	\$575,500	N/A	0	In progress
2018	Non-Construction	Non-Construction	Solution Focus LLC	\$900,000	N/A	0	In progress
2018	Construction	Non-Construction	JLC Management LLC	\$950,000	N/A	0	In progress

Executed Agreement Date	Incentive name* (ex: name of grant or tax incentive)	Type of incentive* (ex: grant, tax abatement, loan)	Recipient name*	Incentive amount*	MAR Address / location of investment	Number of District residents employed as a direct result of this investment	Is recipient in compliance with District resident employment requirements?
2018	Construction	Construction	Potomac Architectural Millwork Corporation	\$463,144	N/A	0	Yes
2018	Construction	Construction	CURTIS EQUIPMENT INC	\$100,250	N/A	0	Yes
2018	Construction	Construction	First Choice Masonry, Inc.	\$1,498,306	N/A	0	In progress
2018	Construction	Construction	Integrated Contracting Group VA LLC	\$1,292,500	N/A	0	In progress
2018	Construction	Construction	NORTH ARROW	\$340,273	N/A	0	Yes
2018	Construction	Construction	RBK LANDSCAPING AND CONSTRUCTION INC	\$709,950	N/A	0	In progress
2018	Construction	Construction	Blackwood of DC, LLC	\$2,351,174	N/A	0	Yes
2018	Construction	Construction	THIHA INC.	\$460,069	N/A	0	Yes
2018	Non-Construction	Non-Construction	OLIVA CONSULTING INC.	\$950,000	N/A	0	In progress
2018	Construction	Construction	Otis Elevator Company	\$472,000	N/A	0	Yes
2018	Non-Construction	Non-Construction	UG2 LLC	\$418,297	N/A	6	In progress
2018	Non-Construction	Non-Construction	UNIVERSITY LEGAL SERVICES	\$1,500,227	N/A	0	N/A
2018	Construction	Construction	A. Wash & Associates, Inc.	\$785,000	N/A	6	In progress

Executed Agreement Date	Incentive name* (ex: name of grant or tax incentive)	Type of incentive* (ex: grant, tax abatement, loan)	Recipient name*	Incentive amount*	MAR Address / location of investment	Number of District residents employed as a direct result of this investment	Is recipient in compliance with District resident employment requirements?
2018	Construction	Construction	American Automatic Sprinkler Company, Inc.	\$393,800	N/A	0	Yes
2018	Construction	Construction	D&A Construction Corp.	\$196,372	N/A	0	In progress
2018	Construction	Construction	District Veterans Contracting, Inc.	\$7,866,509	N/A	1	In progress
2018	Construction	Construction	HS Solutions, LLC	\$328,000	N/A	0	In progress
2018	Non-Construction	Non-Construction	Motir Services	\$5,000,000	N/A	0	In progress
2018	Construction	Construction	SMITH & SONS LLC	\$325,000	N/A	3	In progress
2018	Construction	Construction	B&M International Steel Company	\$688,297	N/A	0	In progress
2018	Construction	Construction	Bennett Group, Inc.	\$2,200,000	N/A	0	Yes
2018	Construction	Construction	Bennett Group, Inc.	\$687,909	N/A	0	Yes
2018	Non-Construction	Non-Construction	CAREER BLAZERS LEARNING CENTER	\$300,000	N/A	0	In progress
2018	Non-Construction	Non-Construction	COMMUNITY BRIDGE, INC.	\$250,000	N/A	0	In progress
2018	Non-Construction	Non-Construction	COMMUNITY BRIDGE, INC.	\$250,000	N/A	0	In progress
2018	Construction	Construction	EBAR CONSTRUCTION CO	\$159,700	N/A	0	In progress

Executed Agreement Date	Incentive name* (ex: name of grant or tax incentive)	Type of incentive* (ex: grant, tax abatement, loan)	Recipient name*	Incentive amount*	MAR Address / location of investment	Number of District residents employed as a direct result of this investment	Is recipient in compliance with District resident employment requirements?
2018	Non-Construction	Non-Construction	Faith Management Consulting, Inc.	\$950,000	N/A	0	N/A
2018	Construction	Construction	GOODWIN BROTHERS SHADES & SPECIALTIES	\$107,425	N/A	1	Yes
2018	Non-Construction	Non-Construction	LATINO ECONOMIC DEVELOPMENT CENTER	\$672,610	N/A	0	In progress
2018	Non-Construction	Non-Construction	LEGAL COUNSEL FOR THE ELDERLY INC	\$841,027	N/A	0	In progress
2018	Non-Construction	Non-Construction	Nadeem Ikram	\$500,000	N/A	0	In progress
2018	Construction	Construction	PAIGE INDUSTRIAL SERVICES INC	\$324,806	N/A	0	Yes
2018	Construction	Construction	RGS Products, Inc.	\$439,225	N/A	0	In progress
2018	Non-Construction	Non-Construction	WALTON AND GREEN CONSULTANTS, LLP	\$10,000,000	N/A	31	Yes
2018	Construction	Construction	Arban Precast Stone, Ltd.	\$631,482	N/A	0	Yes
2018	Construction	Construction	Erick Ruiz	\$250,500	N/A	0	Yes
2018	Non-Construction	Non-Construction	E CREDIBLE SOLUTIONS INC	\$683,630	N/A	0	In progress
2018	Construction	Construction	RGS Products, Inc.	\$547,000	N/A	0	In progress

<b>Executed Agreement Date</b>	<b>Incentive name* (ex: name of grant or tax incentive)</b>	<b>Type of incentive* (ex: grant, tax abatement, loan)</b>	<b>Recipient name*</b>	<b>Incentive amount*</b>	<b>MAR Address / location of investment</b>	<b>Number of District residents employed as a direct result of this investment</b>	<b>Is recipient in compliance with District resident employment requirements?</b>
2018	Construction	Construction	F&L Construction	\$372,498	N/A	0	Yes
2018	Construction	Construction	Rath Enterprise Inc.	\$809,428	N/A	0	Yes
2018	Construction	Construction	Rath Enterprise Inc.	\$315,000	N/A	4	In progress
2018	Construction	Construction	The Keystone Plus Construction Company	\$356,785	N/A	0	Yes
2018	Construction	Construction	RPM Construction Corp.	\$2,200,000	N/A	3	In progress
2018	Construction	Construction	Adrian L. Merton, Inc.	\$343,970	N/A	0	Yes
2018	Construction	Construction	HRGM Corporation	\$3,660,070	N/A	0	Yes
2018	Construction	Construction	EAST COAST HOIST INC	\$249,799	N/A	0	Yes
2018	Construction	Construction	Key Woodworking, Inc.	\$453,037	N/A	0	Yes
2018	Non-Construction	Non-Construction	SUSTAINABLE FACILITIES MANAGEMENT SERVICES	\$975,000	N/A	0	N/A
2018	Construction	Construction	CONSYS, INC	\$1,317,786	N/A	0	Yes
2018	Construction	Construction	JOHN MORIARTY & ASSOCIATES OF VA LLC	\$110,000,000	N/A	0	Yes
2018	Construction	Construction	Ruppert Landscape, Inc.	\$2,376,000	N/A	3	Yes
2018	Non-Construction	Non-Construction	CAPITAL CONSULTING LLC	\$950,000	N/A	0	In progress



Executed Agreement Date	Incentive name* (ex: name of grant or tax incentive)	Type of incentive* (ex: grant, tax abatement, loan)	Recipient name*	Incentive amount*	MAR Address / location of investment	Number of District residents employed as a direct result of this investment	Is recipient in compliance with District resident employment requirements?
2018	Non-Construction	Non-Construction	PRM CONSULTING INC	\$500,000	N/A	0	In progress
2018	Non-Construction	Non-Construction	TETRA TECH EM, INC.	\$998,750	N/A	0	In progress
2018	Non-Construction	Non-Construction	The Mary Elizabeth House	\$1,800,000	N/A	0	N/A
2018	Construction	Construction	WKM SOLUTIONS LLC	\$1,606,976	N/A	3	Yes
2018	Non-Construction	Non-Construction	TEACHSTONE TRAINING LLC	\$715,807	N/A	0	N/A
2018	Non-Construction	Non-Construction	ARCH DEVELOPMENT CORPORATION	\$458,582	N/A	0	In progress
2018	Construction	Construction	B&M International Steel Company	\$2,209,852	N/A	0	Yes
2018	Non-Construction	Non-Construction	CIRTE	\$500,000	N/A	0	N/A
2018	Non-Construction	Non-Construction	DIGIDOCs	\$10,000,000	N/A	0	In progress
2018	Construction	Construction	Fuentes Fire Protection LLC	\$333,013	N/A	0	Yes
2018	Construction	Construction	GOODWIN BROTHERS SHADES & SPECIALTIES	\$325,910	N/A	0	Yes

Executed Agreement Date	Incentive name* (ex: name of grant or tax incentive)	Type of incentive* (ex: grant, tax abatement, loan)	Recipient name*	Incentive amount*	MAR Address / location of investment	Number of District residents employed as a direct result of this investment	Is recipient in compliance with District resident employment requirements?
2018	Non-Construction	Non-Construction	HENRY S SOUL CAFE INC	\$4,135,250	N/A	7	Yes
2018	Construction	Construction	J&W Caulking Applicators, Inc.	\$335,000	N/A	0	Yes
2018	Construction	Construction	One World Stone, LLC	\$544,512	N/A	0	Yes
2018	Construction	Construction	Power Design, Inc.	\$8,645,000	N/A	3	Yes
2018	Construction	Construction	R.B. Hinkle Construction, Inc.	\$262,246	N/A	0	Yes
2018	Non-Construction	Non-Construction	ROIG COMMUNICATIONS LLC	\$900,000	N/A	0	In progress
2018	Non-Construction	Non-Construction	SASHA BRUCE YOUTHWORK, INC.	\$777,146	N/A	7	Yes
2018	Non-Construction	Non-Construction	SASHA BRUCE YOUTHWORK, INC.	\$344,018	N/A	0	In progress
2018	Non-Construction	Non-Construction	SASHA BRUCE YOUTHWORK, INC.	\$325,503	N/A	0	In progress
2018	Non-Construction	Non-Construction	SASHA BRUCE YOUTHWORK, INC.	\$195,182	N/A	1	In progress
2018	Construction	Construction	The Berg Corporation	\$329,000	N/A	0	Yes
2018	Non-Construction	Non-Construction	VCare, LLC	\$10,000,000	N/A	0	In progress

<b>Executed Agreement Date</b>	<b>Incentive name* (ex: name of grant or tax incentive)</b>	<b>Type of incentive* (ex: grant, tax abatement, loan)</b>	<b>Recipient name*</b>	<b>Incentive amount*</b>	<b>MAR Address / location of investment</b>	<b>Number of District residents employed as a direct result of this investment</b>	<b>Is recipient in compliance with District resident employment requirements?</b>
2018	Construction	Construction	W.H. Boyer, Inc.	\$216,007	N/A	0	Yes
2018	Construction	Construction	WKM SOLUTIONS LLC	\$355,621	N/A	0	In progress
2018	Construction	Construction	Canterbury Builders Inc.	\$976,753	N/A	0	Yes
2018	Non-Construction	Non-Construction	AUDIO VISUAL SYSTEMS	\$4,275,000	N/A	4	In progress
2018	Construction	Construction	Access Demolition Contracting, Inc.	\$312,990	N/A	0	In progress
2018	Construction	Construction	Advanced Caulking & Waterproofing, Inc.	\$187,987	N/A	0	Yes
2018	Construction	Construction	BIZ TECH FUDION, LLC	\$367,022	N/A	0	In progress
2018	Construction	Construction	Cap8 Doors & Hardware	\$184,638	N/A	0	In progress
2018	Construction	Construction	CIP Finishes, Inc.	\$118,516	N/A	0	Yes
2018	Construction	Construction	Hamel Builders, Inc.	\$3,600,000	N/A	3	In progress
2018	Construction	Construction	R. Bratti Associates, Inc.	\$298,720	N/A	0	Yes
2018	Construction	Construction	Reynolds Painting Group LLC	\$1,012,163	N/A	0	Yes
2018	Construction	Construction	The Whiting-Turner Contracting Company	\$15,405,994	N/A	0	In progress
2018	Construction	Construction	AIW, Inc.	\$1,458,000	N/A	0	Yes
2018	Construction	Construction	American Automatic Sprinkler Company, Inc.	\$624,225	N/A	0	Yes

<b>Executed Agreement Date</b>	<b>Incentive name* (ex: name of grant or tax incentive)</b>	<b>Type of incentive* (ex: grant, tax abatement, loan)</b>	<b>Recipient name*</b>	<b>Incentive amount*</b>	<b>MAR Address / location of investment</b>	<b>Number of District residents employed as a direct result of this investment</b>	<b>Is recipient in compliance with District resident employment requirements?</b>
2018	Construction	Construction	Calvert Masonry, Inc.	\$528,230	N/A	0	Yes
2018	Construction	Construction	CAMERON BUILDING ENVELOPE SPECIALISTS LL	\$400,000	N/A	0	Yes
2018	Construction	Construction	Flippo Construction Company, Inc.	\$426,853	N/A	0	Yes
2018	Construction	Construction	Limbach Company, LLC	\$8,000,000	N/A	0	Yes
2018	Construction	Construction	MEMCO, Inc.	\$1,311,000	N/A	0	Yes
2018	Construction	Construction	Regional Contracting Services	\$310,000	N/A	1	Yes
2018	Construction	Construction	Ruppert Landscape, Inc.	\$1,152,600	N/A	0	Yes
2018	Non-Construction	Non-Construction	CAPITAL BUSINESS SOLUTIONS LLC	\$10,000,000	N/A	0	In progress
2018	Non-Construction	Non-Construction	CIRTE	\$10,000,000	N/A	0	In progress
2018	Non-Construction	Non-Construction	LOCAL INITIATIVES SUPPORT CORP	\$5,000,000	N/A	0	N/A
2018	Non-Construction	Non-Construction	The New Teacher Project	\$570,215	N/A	0	In progress

Executed Agreement Date	Incentive name* (ex: name of grant or tax incentive)	Type of incentive* (ex: grant, tax abatement, loan)	Recipient name*	Incentive amount*	MAR Address / location of investment	Number of District residents employed as a direct result of this investment	Is recipient in compliance with District resident employment requirements?
2018	Non-Construction	Non-Construction	BARON & BUDD A PROFESSIONAL CORPORATION	\$950,000	N/A	0	In progress
2018	Non-Construction	Non-Construction	GRANT & EISENHOFER P A	\$950,000	N/A	0	In progress
2018	Construction	Construction	M.C. Dean, Inc.	\$1,487,151	N/A	0	In progress
2018	Non-Construction	Non-Construction	BRANDES & CASSAGNOL ENGINEERS PC	\$300,000	N/A	0	N/A
2018	Construction	Construction	JCM Associates, Inc.	\$15,300,000	N/A	8	No
2018	Construction	Construction	Kember Interiors, Inc.	\$1,015,597	N/A	0	Yes
2018	Non-Construction	Non-Construction	AZURE LLC	\$2,000,000	N/A	0	N/A
2018	Non-Construction	Non-Construction	ELECTION SYSTEMS & SOFTWARE INC	\$999,995	N/A	0	In progress
2018	Non-Construction	Non-Construction	INDIVIDUAL ADVOCACY GROUP	\$1,045,675	N/A	0	N/A
2018	Non-Construction	Non-Construction	MY OWN PLACE	\$1,287,411	N/A	0	N/A
2018	Construction	Construction	Parkway Glass and Mirror, LLC.	\$128,500	N/A	0	Yes

Executed Agreement Date	Incentive name* (ex: name of grant or tax incentive)	Type of incentive* (ex: grant, tax abatement, loan)	Recipient name*	Incentive amount*	MAR Address / location of investment	Number of District residents employed as a direct result of this investment	Is recipient in compliance with District resident employment requirements?
2019	Construction	Construction	Del Cid General Contractors, Inc.	\$224,800	N/A	0	Yes
2019	Construction	Construction	Bennett Group, Inc.	\$2,399,944	N/A	0	In progress
2019	Non-Construction	Non-Construction	HENRY S SOUL CAFE INC	\$4,038,610	N/A	0	In progress
2019	Non-Construction	Non-Construction	HI TECH SOLUTION INC	\$950,000	N/A	0	In progress
2019	Non-Construction	Non-Construction	MAY LAW FIRM PLLC	\$950,000	N/A	0	In progress
2019	Construction	Construction	NRI, INC.	\$10,414,768	N/A	11	In progress
2019	Construction	Construction	Telligent Masonry, LLC	\$430,000	N/A	5	In progress
2019	Construction	Construction	David Allen Company	\$255,857	N/A	0	Yes
2019	Construction	Construction	EAST COAST HOIST INC	\$294,604	N/A	0	Yes
2019	Construction	Construction	GOODWIN BROTHERS SHADES & SPECIALTIES	\$272,500	N/A	0	Yes
2019	Construction	Construction	Gordon Contractors, Inc.	\$1,520,000	N/A	0	Yes
2019	Construction	Construction	Tecta America East, LLC	\$3,524,405	N/A	0	Yes
2019	Construction	Construction	Unified Door and Hardware Group LLC	\$97,680	N/A	0	Yes

<b>Executed Agreement Date</b>	<b>Incentive name* (ex: name of grant or tax incentive)</b>	<b>Type of incentive* (ex: grant, tax abatement, loan)</b>	<b>Recipient name*</b>	<b>Incentive amount*</b>	<b>MAR Address / location of investment</b>	<b>Number of District residents employed as a direct result of this investment</b>	<b>Is recipient in compliance with District resident employment requirements?</b>
2019	Non-Construction	Non-Construction	CROWE HORWATH LLP	\$500,000	N/A	0	In progress
2019	Non-Construction	Non-Construction	FEDERAL MANAGEMENT SYSTEMS INCORPORATED	\$950,000	N/A	0	In progress
2019	Non-Construction	Non-Construction	MEDICAL SUPPLY SYSTEMS INC.	\$500,000	N/A	0	In progress
2019	Construction	Construction	TSI Architectural Metals Inc.	\$4,599,397	N/A	0	Yes
2019	Construction	Construction	Bohler Engineering VA, LLC	\$150,150	N/A	0	Yes
2019	Non-Construction	Non-Construction	PSI FAMILY SERVICES	\$9,836,303	N/A	0	In progress
2019	Construction	Construction	DiGregorio Drywall LLC	\$1,647,111	N/A	2	Yes
2019	Construction	Construction	GE APPLIANCES	\$365,876	N/A	0	Yes
2019	Construction	Construction	GOODWIN BROTHERS SHADES & SPECIALTIES	\$2,112,220	N/A	0	In progress

Executed Agreement Date	Incentive name* (ex: name of grant or tax incentive)	Type of incentive* (ex: grant, tax abatement, loan)	Recipient name*	Incentive amount*	MAR Address / location of investment	Number of District residents employed as a direct result of this investment	Is recipient in compliance with District resident employment requirements?
2019	Construction	Construction	Granite America Kitchen & Bathroom/Countertopia	\$391,874	N/A	0	In progress
2019	Construction	Construction	Otis Elevator Company	\$1,690,000	N/A	0	No
2019	Construction	Construction	Overhead Door Company of Washington, DC	\$166,500	N/A	0	In progress
2019	Construction	Construction	Schneider Electric Buildings Critical Systems, Inc.	\$170,500	N/A	0	Yes
2019	Construction	Construction	Trusted Solutions Group, Inc.	\$235,300	N/A	0	In progress
2019	Construction	Construction	Trusted Solutions Group, Inc.	\$19,500	N/A	0	In progress
2019	Construction	Construction	CB Flooring, LLC	\$1,348,000	N/A	0	In progress
2019	Construction	Construction	District Techo LLC	\$100,000	N/A	0	No
2019	Construction	Construction	Kogo Corporation	\$2,486,000	N/A	0	In progress
2019	Construction	Construction	Lorton Stone, LLC	\$802,838	N/A	0	In progress
2019	Construction	Construction	One World Stone, LLC	\$140,000	N/A	0	Yes



Executed Agreement Date	Incentive name* (ex: name of grant or tax incentive)	Type of incentive* (ex: grant, tax abatement, loan)	Recipient name*	Incentive amount*	MAR Address / location of investment	Number of District residents employed as a direct result of this investment	Is recipient in compliance with District resident employment requirements?
2019	Construction	Construction	THE CONTAINER STORE INC	\$168,915	N/A	0	Yes
2019	Construction	Construction	Titian Verte	\$112,408	N/A	0	Yes
2019	Construction	Construction	Valiant Products, Inc.	\$118,322	N/A	0	Yes
2019	Construction	Construction	Dylans Plumbing LLC	\$321,500	N/A	0	Yes
2019	Construction	Construction	Stevens Painting Inc.	\$289,945	N/A	0	No
2019	Construction	Construction	Will Mill, Inc.	\$125,475	N/A	0	Yes
2019	Construction	Construction	Dominion Ceramic Tile	\$1,378,900	N/A	0	Yes
2019	Non-Construction	Non-Construction	CAPITAL IMPACT PARTNERS	\$5,000,000	N/A	0	In progress
2019	Non-Construction	Non-Construction	EARTH WORTH	\$10,000,000	N/A	0	In progress
2019	Non-Construction	Non-Construction	Gerstel, Inc.	\$557,000	N/A	0	In progress
2019	Non-Construction	Non-Construction	LIMNO-TECH INCORPORATED	\$906,840	N/A	0	In progress
2019	Non-Construction	Non-Construction	PRM CONSULTING INC	\$10,000,000	N/A	1	Yes
2019	Non-Construction	Non-Construction	SASHA BRUCE YOUTHWORX, INC.	\$419,750	N/A	0	In progress

<b>Executed Agreement Date</b>	<b>Incentive name* (ex: name of grant or tax incentive)</b>	<b>Type of incentive* (ex: grant, tax abatement, loan)</b>	<b>Recipient name*</b>	<b>Incentive amount*</b>	<b>MAR Address / location of investment</b>	<b>Number of District residents employed as a direct result of this investment</b>	<b>Is recipient in compliance with District resident employment requirements?</b>
2019	Non-Construction	Non-Construction	Solution Focus LLC	\$750,000	N/A	0	In progress
2019	Non-Construction	Non-Construction	TRANSFORMATIVE SOLUTIONS INC	\$500,000	N/A	0	In progress
2019	Non-Construction	Non-Construction	U.S. OFFICE SOLUTIONS	\$5,000,000	N/A	0	In progress
2019	Construction	Construction	DiGregorio Drywall LLC	\$7,185,000	N/A	0	Yes
2019	Non-Construction	Non-Construction	Brick & Story LLC	\$900,000	N/A	0	In progress
2019	Construction	Construction	Custom Walls & Windows, Inc.	\$358,327	N/A	0	In progress
2019	Construction	Construction	Granite America Kitchen & Bathroom/Countertopia	\$681,152	N/A	0	In progress
2019	Non-Construction	Non-Construction	LYDIA'S HOUSE	\$547,061	N/A	0	In progress
2019	Construction	Construction	MAC Plants, Inc.	\$659,050	N/A	0	Yes
2019	Non-Construction	Non-Construction	METROPOLITAN PROTECTIVE SERVICES	\$7,253,806	N/A	0	In progress

Executed Agreement Date	Incentive name* (ex: name of grant or tax incentive)	Type of incentive* (ex: grant, tax abatement, loan)	Recipient name*	Incentive amount*	MAR Address / location of investment	Number of District residents employed as a direct result of this investment	Is recipient in compliance with District resident employment requirements?
2019	Non-Construction	Non-Construction	GREATER WASHINGTON URBAN LEAGUE	\$12,127,212	N/A	0	N/A
2019	Construction	Construction	HRGM Corporation	\$773,569	N/A	0	Yes
2019	Construction	Construction	JE Richards, Inc.	\$1,023,000	N/A	0	Yes
2019	Construction	Construction	Overhead Door Company of Washington, DC	\$297,469	N/A	0	In progress
2019	Construction	Construction	Art Display Co. Inc.	\$175,624	N/A	0	Yes
2019	Non-Construction	Non-Construction	DC HOUSING FINANCE AGENCY	\$12,564,740	N/A	0	In progress
2019	Construction	Construction	DNF, Inc	\$1,586,901	N/A	0	In progress
2019	Construction	Construction	Broughton Construction Company, LLC	\$1,343,227	N/A	0	In progress
2019	Construction	Construction	W Concrete, Inc	\$470,527	N/A	0	Yes
2019	Non-Construction	Non-Construction	Chad O'L Public Relations & Events	\$400,000	N/A	0	In progress
2019	Non-Construction	Non-Construction	Empowerment Enterprise Group LLC	\$900,000	N/A	0	In progress
2019	Non-Construction	Non-Construction	HOUSING COUNSELING SERVICES	\$1,830,000	N/A	2	Yes

Executed Agreement Date	Incentive name* (ex: name of grant or tax incentive)	Type of incentive* (ex: grant, tax abatement, loan)	Recipient name*	Incentive amount*	MAR Address / location of investment	Number of District residents employed as a direct result of this investment	Is recipient in compliance with District resident employment requirements?
2019	Non-Construction	Non-Construction	NETWORKING FOR FUTURE, INC.	\$10,000,000	N/A	0	In progress
2019	Non-Construction	Non-Construction	TETRA TECH EM, INC.	\$999,150	N/A	0	In progress
2019	Non-Construction	Non-Construction	Accurate Mailing Services Inc	\$750,000	N/A	0	In progress
2019	Construction	Construction	American Automatic Sprinkler Company, Inc.	\$975,000	N/A	0	Yes
2019	Construction	Construction	Fairway Building Products, LLC	\$383,875	N/A	0	No
2019	Construction	Construction	James Myers Company, Inc.	\$4,002,000	N/A	0	In progress
2019	Construction	Construction	JE Richards, Inc.	\$5,115,000	N/A	0	In progress
2019	Construction	Construction	KG Sheet Metal Services LLC	\$231,000	N/A	0	In progress
2019	Construction	Construction	Kogo Corporation	\$1,420,000	N/A	0	In progress
2019	Non-Construction	Non-Construction	KUMI CONSTRUCTION MANAGEMENT CORPORATION	\$760,513	N/A	0	In progress
2019	Construction	Construction	Monarc Construction, Inc.	\$1,210,000	N/A	2	No

<b>Executed Agreement Date</b>	<b>Incentive name* (ex: name of grant or tax incentive)</b>	<b>Type of incentive* (ex: grant, tax abatement, loan)</b>	<b>Recipient name*</b>	<b>Incentive amount*</b>	<b>MAR Address / location of investment</b>	<b>Number of District residents employed as a direct result of this investment</b>	<b>Is recipient in compliance with District resident employment requirements?</b>
2019	Construction	Construction	Ruppert Landscape, Inc.	\$1,711,312	N/A	0	In progress
2019	Construction	Construction	TSI Architectural Metals Inc.	\$2,093,200	N/A	0	In progress
2019	Non-Construction	Non-Construction	ADVANCED NETWORK CONSULTING	\$950,000	N/A	0	In progress
2019	Construction	Construction	Aeroseal Contracting Corporation	\$170,000	N/A	0	In progress
2019	Non-Construction	Non-Construction	aGro Culture	\$10,000,000	N/A	0	In progress
2019	Non-Construction	Non-Construction	AMERICAN CONSTRUCT	\$950,000	N/A	0	In progress
2019	Non-Construction	Non-Construction	Auctor Corporation	\$3,694,400	N/A	0	In progress
2019	Non-Construction	Non-Construction	BALLER HERBST LAW GROUP	\$300,000	N/A	0	N/A
2019	Construction	Construction	Conservice LLC	\$126,252	N/A	0	Yes
2019	Construction	Construction	D. Byorick Steel Incorporated	\$3,613,753	N/A	0	In progress
2019	Non-Construction	Non-Construction	FEI SYSTEMS	\$470,000	N/A	0	In progress

Executed Agreement Date	Incentive name* (ex: name of grant or tax incentive)	Type of incentive* (ex: grant, tax abatement, loan)	Recipient name*	Incentive amount*	MAR Address / location of investment	Number of District residents employed as a direct result of this investment	Is recipient in compliance with District resident employment requirements?
2019	Non-Construction	Non-Construction	GARNER & ASSOCIATES LLC	\$500,000	N/A	0	In progress
2019	Construction	Construction	Gordon Contractors, Inc.	\$3,013,500	N/A	0	In progress
2019	Non-Construction	Non-Construction	RSC ELECTRICAL and MECHANICAL CONTRACTORS, INC.	\$950,000	N/A	0	In progress
2019	Construction	Construction	Sorella Group, Inc.	\$193,500	N/A	0	Yes
2019	Non-Construction	Non-Construction	WHITMAN REGUARDT & ASSOCIATES LLP	\$2,321,329	N/A	0	N/A
2019	Non-Construction	Non-Construction	AmeriHealth Caritas District of Columbia	\$848,598,830	N/A	21	Yes
2019	Construction	Construction	Finishing Touch Commercial Cleaning	\$128,000	N/A	0	Yes
2019	Construction	Construction	IronShore Contracting, LLC	\$379,250	N/A	0	Yes
2019	Non-Construction	Non-Construction	Lightbox/BLUEFIN Partners	\$670,679	N/A	0	In progress
2019	Construction	Construction	METRO DYNAMICS CONSTS SPECIALITIES INC	\$730,000	N/A	0	Yes

Executed Agreement Date	Incentive name* (ex: name of grant or tax incentive)	Type of incentive* (ex: grant, tax abatement, loan)	Recipient name*	Incentive amount*	MAR Address / location of investment	Number of District residents employed as a direct result of this investment	Is recipient in compliance with District resident employment requirements?
2019	Construction	Construction	PRO-BELL ENTERPRISES LIMITED	\$129,500	N/A	0	Yes
2019	Non-Construction	Non-Construction	Summit Food Service LLC	\$6,176,523	N/A	29	Yes
2019	Non-Construction	Non-Construction	TPM Group, LLC	\$950,000	N/A	0	In progress
2019	Construction	Construction	Bratti Tile & Terrazzo, LLC	\$998,400	N/A	0	In progress
2019	Non-Construction	Non-Construction	SPC BUSINESS CONSULTING LLC	\$10,000,000	N/A	0	In progress
2019	Non-Construction	Non-Construction	THE GEORGE WASHINGTON	\$243,910	N/A	0	In progress
2019	Construction	Construction	ABSOLUTE SOLUTIONS AND ASSOCIATES	\$2,266,239	N/A	0	Yes
2019	Construction	Construction	AMA Construction Co., Inc.	\$857,236	N/A	0	Yes
2019	Construction	Construction	AMA Construction Co., Inc.	\$143,590	N/A	0	Yes
2019	Construction	Construction	Charles Mann Enterprises, LLC	\$1,022,041	N/A	0	Yes

Executed Agreement Date	Incentive name* (ex: name of grant or tax incentive)	Type of incentive* (ex: grant, tax abatement, loan)	Recipient name*	Incentive amount*	MAR Address / location of investment	Number of District residents employed as a direct result of this investment	Is recipient in compliance with District resident employment requirements?
2019	Construction	Construction	Custom Engineered Opening, Inc.	\$1,184,244	N/A	0	Yes
2019	Construction	Construction	Fairway Building Products, LLC	\$438,032	N/A	0	In progress
2019	Construction	Construction	Fort Myer Construction Corporation	\$360,000	N/A	0	Yes
2019	Construction	Construction	Innovo Construction	\$1,670,000	N/A	0	In progress
2019	Construction	Construction	Joseph J. Magnolia, Inc.	\$798,400	N/A	1	Yes
2019	Construction	Construction	Judd Fire Protection, LLC	\$1,560,000	N/A	0	In progress
2019	Construction	Construction	Kensington Glass Arts Inc.	\$235,230	N/A	0	No
2019	Construction	Construction	Kogo Corporation	\$2,310,000	N/A	6	Yes
2019	Construction	Construction	LP Roofing	\$970,000	N/A	0	In progress
2019	Construction	Construction	Senate Asphalt, div of The Lane Construction Corporation	\$218,000	N/A	0	Yes
2019	Construction	Construction	United General Contractors, Inc.	\$1,610,000	N/A	0	In progress
2019	Construction	Construction	Valid Electric Co., Inc.	\$1,690,000	N/A	1	In progress
2019	Construction	Construction	Big Stuff, Inc.	\$184,000	N/A	0	In progress



Executed Agreement Date	Incentive name* (ex: name of grant or tax incentive)	Type of incentive* (ex: grant, tax abatement, loan)	Recipient name*	Incentive amount*	MAR Address / location of investment	Number of District residents employed as a direct result of this investment	Is recipient in compliance with District resident employment requirements?
2019	Construction	Construction	Elite Builders Group	\$275,249	N/A	0	In progress
2019	Construction	Construction	Exclusive Services of Texas	\$483,205	N/A	0	Yes
2019	Construction	Construction	Adrian L. Merton, Inc.	\$950,000	N/A	0	No
2019	Construction	Construction	Extra Clean	\$149,000	N/A	0	Yes
2019	Construction	Construction	Allegheny Millwork, Inc.	\$693,066	N/A	0	Yes
2019	Construction	Construction	Modular Genius, Inc.	\$996,415	N/A	0	Yes
2019	Construction	Construction	Modular Closets	\$309,361	N/A	0	Yes
2019	Construction	Construction	ACM Services, Inc.	\$614,564	N/A	2	In progress
2019	Construction	Construction	Anchor Construction Corporation	\$404,334	N/A	0	In progress
2019	Construction	Construction	Capitol Paving of DC Inc	\$920,682	N/A	8	In progress
2019	Construction	Construction	D. Byorick Steel Incorporated	\$3,611,086	N/A	0	In progress
2019	Construction	Construction	DC FIRE PROTECTION LLC	\$190,000	N/A	0	In progress
2019	Construction	Construction	Heller Electric Company, Inc.	\$340,000	N/A	0	Yes
2019	Construction	Construction	J&G Sheet Metal	\$300,000	N/A	0	Yes

Executed Agreement Date	Incentive name* (ex: name of grant or tax incentive)	Type of incentive* (ex: grant, tax abatement, loan)	Recipient name*	Incentive amount*	MAR Address / location of investment	Number of District residents employed as a direct result of this investment	Is recipient in compliance with District resident employment requirements?
2019	Construction	Construction	James G. Davis Construction Corporation	\$47,250,000	N/A	0	In progress
2019	Construction	Construction	Old Dominion Erectors, Inc.	\$191,000	N/A	0	In progress
2019	Construction	Construction	RGS Products, Inc.	\$160,000	N/A	0	In progress
2019	Construction	Construction	ABW Appliances	\$293,162	N/A	0	Yes
2019	Construction	Construction	Busy Bee Environmental Services, Inc.	\$100,000	N/A	1	Yes
2019	Construction	Construction	ACG Advanced Construction Group	\$1,427,998	N/A	0	No
2019	Construction	Construction	RSC ELECTRICAL and MECHANICAL CONTRACTORS, INC.	\$950,000	N/A	0	Yes
2019	Construction	Construction	AES Electrical Inc. DBA Freestate Electrical Construction	\$4,100,000	N/A	6	In progress
2019	Construction	Construction	EAST COAST IRON WORKS INC	\$740,000	N/A	0	In progress
2019	Construction	Construction	R&R Mechanical, LLC	\$6,947,000	N/A	2	In progress

<b>Executed Agreement Date</b>	<b>Incentive name* (ex: name of grant or tax incentive)</b>	<b>Type of incentive* (ex: grant, tax abatement, loan)</b>	<b>Recipient name*</b>	<b>Incentive amount*</b>	<b>MAR Address / location of investment</b>	<b>Number of District residents employed as a direct result of this investment</b>	<b>Is recipient in compliance with District resident employment requirements?</b>
2019	Construction	Construction	Schnabel Foundation Company	\$1,522,000	N/A	4	In progress
2019	Construction	Construction	The Buchanan Contracting Group, LLC	\$264,800	N/A	0	In progress
2019	Construction	Construction	Floors, Etc.	\$15,000,000	N/A	0	In progress
2019	Construction	Construction	J&W Caulking Applicators, Inc.	\$196,000	N/A	0	In progress
2019	Construction	Construction	Miller and Long DC, Inc	\$9,030,000	N/A	0	In progress
2019	Construction	Construction	Canterbury Builders Inc.	\$1,075,303	N/A	1	In progress
2019	Non-Construction	Non-Construction	CAREER TEAM LLC	\$452,500	N/A	0	In progress
2019	Non-Construction	Non-Construction	COMMUNITY OF HOPE INC	\$204,734	N/A	1	Yes
2019	Construction	Construction	GCA FLOORS LLC	\$1,185,111	N/A	0	In progress
2019	Construction	Construction	Island Annapolis Site Development JV	\$1,425,000	N/A	0	In progress
2019	Construction	Construction	MasCabinet, Inc.	\$131,000	N/A	0	Yes
2019	Construction	Construction	Miller & Long Company, Inc.	\$1,155,000	N/A	19	In progress
2019	Construction	Construction	Monarc Construction, Inc.	\$1,593,462	N/A	0	In progress

<b>Executed Agreement Date</b>	<b>Incentive name* (ex: name of grant or tax incentive)</b>	<b>Type of incentive* (ex: grant, tax abatement, loan)</b>	<b>Recipient name*</b>	<b>Incentive amount*</b>	<b>MAR Address / location of investment</b>	<b>Number of District residents employed as a direct result of this investment</b>	<b>Is recipient in compliance with District resident employment requirements?</b>
2019	Construction	Construction	P.C. Richard & Son	\$1,452,013	N/A	0	In progress
2019	Non-Construction	Non-Construction	PSAV dba Audio Visual Services Group LLC	\$0	N/A	2	In progress
2019	Construction	Construction	R and R Reinforcing, Inc.	\$428,093	N/A	0	In progress
2019	Construction	Construction	RJA Construction, Inc	\$313,481	N/A	0	In progress
2019	Non-Construction	Non-Construction	TRANSFORMATIVE SOLUTIONS INC	\$10,000,000	N/A	0	In progress
2019	Non-Construction	Non-Construction	WASHINGTON OPPORTUNITY INSTITUTE, LLC	\$900,000	N/A	0	In progress
2019	Construction	Construction	Integrated Contracting Group VA LLC	\$1,750,000	N/A	0	In progress
2019	Non-Construction	Non-Construction	PSI SERVICES LLC	\$3,570,000	N/A	0	In progress
2019	Non-Construction	Non-Construction	QUIXOTEC LLC	\$10,000,000	N/A	0	In progress
2019	Construction	Construction	Advanced Caulking & Waterproofing, Inc.	\$187,739	N/A	0	In progress
2019	Construction	Construction	Ashland Equipment, Inc.	\$140,701	N/A	0	Yes
2019	Construction	Construction	DES-DC, Inc.	\$164,050	N/A	0	Yes

Executed Agreement Date	Incentive name* (ex: name of grant or tax incentive)	Type of incentive* (ex: grant, tax abatement, loan)	Recipient name*	Incentive amount*	MAR Address / location of investment	Number of District residents employed as a direct result of this investment	Is recipient in compliance with District resident employment requirements?
2019	Construction	Construction	DONOHOE COMPANIES INC THE	\$48,331,000	N/A	0	In progress
2019	Construction	Construction	DONOHOE COMPANIES INC THE	\$40,950,000	N/A	0	In progress
2019	Construction	Construction	DONOHOE COMPANIES INC THE	\$14,721,000	N/A	0	In progress
2019	Construction	Construction	Giron Contractor, Inc.	\$255,600	N/A	0	Yes
2019	Construction	Construction	Recreational Design & Construction, Inc.	\$289,500	N/A	0	In progress
2019	Construction	Construction	Tricord Masonry LLC	\$726,598	N/A	0	Yes
2019	Construction	Construction	U S AQUATICS	\$102,910	N/A	0	In progress
2019	Construction	Construction	Will Mill, Inc.	\$152,000	N/A	0	In progress
2019	Construction	Construction	WKM SOLUTIONS LLC	\$496,000	N/A	0	Yes
2019	Construction	Construction	Partition Plus, Inc.	\$103,530	N/A	0	Yes
2019	Construction	Construction	Prospect Waterproofing Co.	\$1,468,823	N/A	1	Yes
2019	Construction	Construction	Prospect Waterproofing Co.	\$458,800	N/A	0	Yes
2019	Construction	Construction	Prospect Waterproofing Co.	\$309,000	N/A	0	Yes
2019	Construction	Construction	Steel Fab	\$5,330,000	N/A	0	Yes

<b>Executed Agreement Date</b>	<b>Incentive name* (ex: name of grant or tax incentive)</b>	<b>Type of incentive* (ex: grant, tax abatement, loan)</b>	<b>Recipient name*</b>	<b>Incentive amount*</b>	<b>MAR Address / location of investment</b>	<b>Number of District residents employed as a direct result of this investment</b>	<b>Is recipient in compliance with District resident employment requirements?</b>
2019	Construction	Construction	Total Millwork, LLC	\$898,395	N/A	0	In progress
2019	Construction	Construction	Unified Door and Hardware Group LLC	\$715,822	N/A	0	Yes
2019	Construction	Construction	Unified Door and Hardware Group LLC	\$654,503	N/A	0	Yes
2019	Construction	Construction	Unified Door and Hardware Group LLC	\$194,139	N/A	0	Yes
2019	Non-Construction	Non-Construction	Avenue Publishing Company	\$900,000	N/A	0	In progress
2019	Construction	Construction	Chapel Valley Landscape Company	\$184,375	N/A	0	Yes
2019	Non-Construction	Non-Construction	Clinical Pharmacy Associates	\$395,382	N/A	0	In progress
2019	Non-Construction	Non-Construction	CONSTITUENT SERVICES WORLDWIDE	\$887,510	N/A	0	In progress
2019	Construction	Construction	Corbett Technology Solutions, Inc.	\$237,500	N/A	1	Yes
2019	Construction	Construction	D.H. Kim Enterprises, Inc.	\$2,077,043	N/A	0	In progress
2019	Non-Construction	Non-Construction	Empowerment Enterprise Group LLC	\$900,000	N/A	0	In progress

Executed Agreement Date	Incentive name* (ex: name of grant or tax incentive)	Type of incentive* (ex: grant, tax abatement, loan)	Recipient name*	Incentive amount*	MAR Address / location of investment	Number of District residents employed as a direct result of this investment	Is recipient in compliance with District resident employment requirements?
2019	Non-Construction	Non-Construction	Fast Data Services LLC	\$1,000,000	N/A	0	In progress
2019	Construction	Construction	Floors, Etc.	\$1,034,205	N/A	0	Yes
2019	Construction	Construction	GOODWIN BROTHERS SHADES & SPECIALTIES	\$160,000	N/A	0	Yes
2019	Construction	Construction	JOHN MORIARTY & ASSOCIATES OF VA LLC	\$10,778,836	N/A	0	In progress
2019	Construction	Construction	Krain Building Services	\$1,763,073	N/A	0	In progress
2019	Non-Construction	Non-Construction	Lakeland Tours LLC DBA WorldStrides	\$900,000	N/A	0	N/A
2019	Construction	Construction	MAGNA CONSTRUCTION MAINTENANCE SE	\$350,984	N/A	0	Yes
2019	Non-Construction	Non-Construction	Transitional Housing Corporation (THC)	\$1,459,644	N/A	0	In progress
2019	Non-Construction	Non-Construction	Unity Health Care, Inc.	\$32,384,332	N/A	5	In progress
2019	Non-Construction	Non-Construction	Alliance to End Strong	\$500,000	N/A	0	In progress
2019	Construction	Construction	DC Concrete	\$150,000	N/A	0	In progress

Executed Agreement Date	Incentive name* (ex: name of grant or tax incentive)	Type of incentive* (ex: grant, tax abatement, loan)	Recipient name*	Incentive amount*	MAR Address / location of investment	Number of District residents employed as a direct result of this investment	Is recipient in compliance with District resident employment requirements?
2019	Non-Construction	Non-Construction	DIGIDOCs	\$10,000,000	N/A	0	In progress
2019	Construction	Construction	HS Solutions, LLC	\$428,000	N/A	0	In progress
2019	Non-Construction	Non-Construction	LIMBIC SYSTEMS, INC.	\$10,000,000	N/A	0	In progress
2019	Construction	Construction	Long Contractor, Incorporated	\$150,000	N/A	0	In progress
2019	Non-Construction	Non-Construction	Lynch Development	\$457,970	N/A	0	N/A
2019	Non-Construction	Non-Construction	MDM OFFICE SYSTEMS	\$5,000,000	N/A	0	In progress
2019	Non-Construction	Non-Construction	Plwatcher Media Group	\$900,000	N/A	0	In progress
2019	Construction	Construction	R&R Mechanical, LLC	\$4,585,000	N/A	1	In progress
2019	Construction	Construction	The Phoenix Restoration Group, Inc.	\$29,020,800	N/A	0	In progress
2019	Non-Construction	Non-Construction	ADVANCED NETWORK CONSULTING	\$10,000,000	N/A	0	In progress
2019	Construction	Construction	AEPA ARCHITECTS ENGINEERS INCAEPA Architects Engineers	\$400,000	N/A	0	In progress



<b>Executed Agreement Date</b>	<b>Incentive name* (ex: name of grant or tax incentive)</b>	<b>Type of incentive* (ex: grant, tax abatement, loan)</b>	<b>Recipient name*</b>	<b>Incentive amount*</b>	<b>MAR Address / location of investment</b>	<b>Number of District residents employed as a direct result of this investment</b>	<b>Is recipient in compliance with District resident employment requirements?</b>
2019	Non-Construction	Non-Construction	Amerigroup District of Columbia Inc	\$211,000,000	N/A	0	In progress
2019	Non-Construction	Non-Construction	CUBE ROOT CORPORATION	\$865,879	N/A	0	In progress
2019	Non-Construction	Non-Construction	MIRIAM'S KITCHEN	\$970,000	N/A	0	In progress
2019	Non-Construction	Non-Construction	Plwatcher Media Group	\$10,000,000	N/A	0	In progress
2019	Non-Construction	Non-Construction	SUSTAINABLE FACILITIES MANAGEMENT SERVICES	\$935,993	N/A	0	In progress
2019	Non-Construction	Non-Construction	VR Systems Inc.	\$845,279	N/A	0	N/A
2019	Construction	Construction	Christmas Depot Inc.	\$214,690	N/A	1	Yes
2019	Construction	Construction	CONSYS, INC	\$2,799,786	N/A	0	In progress
2019	Construction	Construction	CONSYS, INC	\$950,000	N/A	0	No
2019	Construction	Construction	Roubin and Janeiro of Virginia, Inc.	\$275,000	N/A	2	Yes
2019	Construction	Construction	Prospect Waterproofing Co.	\$1,220,000	N/A	0	In progress

Executed Agreement Date	Incentive name* (ex: name of grant or tax incentive)	Type of incentive* (ex: grant, tax abatement, loan)	Recipient name*	Incentive amount*	MAR Address / location of investment	Number of District residents employed as a direct result of this investment	Is recipient in compliance with District resident employment requirements?
2019	Construction	Construction	MAGNA CONSTRUCTION MAINTENANCE SE	\$1,928,941	N/A	2	In progress
2019	Construction	Construction	RGS Products, Inc.	\$405,750	N/A	0	Yes
2019	Construction	Construction	Broughton Construction Company, LLC	\$317,671	N/A	0	In progress
2019	Construction	Construction	CIP Finishes, Inc.	\$327,468	N/A	0	In progress
2019	Construction	Construction	Finley Asphalt and Sealing, Inc.	\$250,000	N/A	0	Yes
2019	Construction	Construction	HRGM Corporation	\$694,193	N/A	0	In progress
2019	Construction	Construction	John York	\$58,000	N/A	0	Yes
2019	Construction	Construction	Target Sheet Metal, Inc	\$937,000	N/A	5	Yes
2019	Non-Construction	Non-Construction	Amerigroup District of Columbia Inc	\$85,000,000	N/A	5	Yes
2019	Non-Construction	Non-Construction	FESCUM INC	\$365,660	N/A	0	N/A
2019	Non-Construction	Non-Construction	Five Pearls Consulting	\$10,000,000	N/A	0	In progress
2019	Non-Construction	Non-Construction	FRIENDSHIP PLACE	\$3,068,542	N/A	0	In progress

<b>Executed Agreement Date</b>	<b>Incentive name* (ex: name of grant or tax incentive)</b>	<b>Type of incentive* (ex: grant, tax abatement, loan)</b>	<b>Recipient name*</b>	<b>Incentive amount*</b>	<b>MAR Address / location of investment</b>	<b>Number of District residents employed as a direct result of this investment</b>	<b>Is recipient in compliance with District resident employment requirements?</b>
2019	Non-Construction	Non-Construction	KPMG LLP	\$897,500	N/A	0	In progress
2019	Non-Construction	Non-Construction	KRA Corporation	\$10,000,000	N/A	0	In progress
2019	Non-Construction	Non-Construction	Millennium Pools and Spas, LLC	\$950,000	N/A	2	In progress
2019	Non-Construction	Non-Construction	NATIONAL ASSOCIATES, INC.	\$1,588,195	N/A	0	In progress
2019	Non-Construction	Non-Construction	OMEGA SUPPLY SERVICES INC.	\$10,000,000	N/A	0	In progress
2019	Non-Construction	Non-Construction	Outfront Media LLC d/b/a Outfront Media VW Communication	\$7,250,000	N/A	0	In progress
2019	Non-Construction	Non-Construction	SYSTEMS INTEGRATION LLC	\$10,000,000	N/A	0	In progress
2019	Non-Construction	Non-Construction	TRUSTED HEALTH PLAN	\$73,800,000	N/A	10	In progress
2019	Non-Construction	Non-Construction	CATHOLIC CHARITIES OF ARCHDIOCESE OF WASHINGTON, INC	\$2,412,968	N/A	1	Yes

<b>Executed Agreement Date</b>	<b>Incentive name* (ex: name of grant or tax incentive)</b>	<b>Type of incentive* (ex: grant, tax abatement, loan)</b>	<b>Recipient name*</b>	<b>Incentive amount*</b>	<b>MAR Address / location of investment</b>	<b>Number of District residents employed as a direct result of this investment</b>	<b>Is recipient in compliance with District resident employment requirements?</b>
2019	Non-Construction	Non-Construction	ISTUDIO ARCHITECTS	\$947,590	N/A	0	In progress
2019	Grant	Grant	The National Theatre Corporation	\$1,500,000	N/A	1	In progress
2019	Non-Construction	Non-Construction	vTECH SOLUTION	\$383,616	N/A	0	In progress
2019	Construction	Construction	5912 Missouri Cooperative Association	\$3,459,372	N/A	0	In progress
2019	Construction	Construction	The Keystone Plus Construction Company	\$2,120,841	N/A	4	In progress
2019	Non-Construction	Non-Construction	Advanced Education, Inc.	\$134,854	N/A	0	In progress
2019	Non-Construction	Non-Construction	D C COMMUNITY HUMANITIES	\$1,000,000	N/A	2	In progress
2019	Non-Construction	Non-Construction	Dupont Computers	\$5,000,000	N/A	0	In progress
2019	Non-Construction	Non-Construction	JLC Management LLC	\$10,000,000	N/A	0	In progress
2019	Non-Construction	Non-Construction	Maitek	\$845,279	N/A	0	In progress

<b>Executed Agreement Date</b>	<b>Incentive name* (ex: name of grant or tax incentive)</b>	<b>Type of incentive* (ex: grant, tax abatement, loan)</b>	<b>Recipient name*</b>	<b>Incentive amount*</b>	<b>MAR Address / location of investment</b>	<b>Number of District residents employed as a direct result of this investment</b>	<b>Is recipient in compliance with District resident employment requirements?</b>
2019	Non-Construction	Non-Construction	MBI HEALTH SERVICES, LLC	\$10,000,000	N/A	0	In progress
2019	Non-Construction	Non-Construction	Conduent State Healthcare, LLC	\$9,840,393	N/A	0	In progress
2019	Non-Construction	Non-Construction	Market Me Consulting	\$950,000	N/A	0	In progress
2019	Non-Construction	Non-Construction	OMEGA SUPPLY SERVICES INC.	\$900,000	N/A	0	In progress
2019	Non-Construction	Non-Construction	Plwatcher Media Group	\$400,000	N/A	0	In progress
2019	Non-Construction	Non-Construction	U.S. OFFICE SOLUTIONS	\$5,000,000	N/A	0	N/A
2019	Construction	Construction	WC Smith	\$3,185,000	N/A	0	In progress
2019	Construction	Construction	WCS Construction, LLC	\$4,980,000	N/A	0	In progress
2019	Non-Construction	Non-Construction	ZP Georgia LLC	\$262,000	N/A	0	N/A
2019	Non-Construction	Non-Construction	DIGIDOCs	\$750,000	N/A	0	In progress
2019	Non-Construction	Non-Construction	Edgewood/Brookland family Support Collaborative	\$975,000	N/A	0	In progress

<b>Executed Agreement Date</b>	<b>Incentive name* (ex: name of grant or tax incentive)</b>	<b>Type of incentive* (ex: grant, tax abatement, loan)</b>	<b>Recipient name*</b>	<b>Incentive amount*</b>	<b>MAR Address / location of investment</b>	<b>Number of District residents employed as a direct result of this investment</b>	<b>Is recipient in compliance with District resident employment requirements?</b>
2019	Non-Construction	Non-Construction	Faith Management Consulting, Inc.	\$5,000,000	N/A	0	In progress
2019	Non-Construction	Non-Construction	PATHWAYS TO HOUSING, DC	\$2,762,604	N/A	5	In progress
2019	Non-Construction	Non-Construction	ALPHA SECURITY INC	\$975,000	N/A	0	In progress
2019	Construction	Construction	Corbett Technology Solutions, Inc.	\$256,459	N/A	2	Yes
2019	Non-Construction	Non-Construction	Dantech Corporation, Inc.	\$10,000,000	N/A	3	Yes
2019	Non-Construction	Non-Construction	DISTRICT FLOOR DEPOT INC	\$10,000,000	N/A	0	In progress
2019	Construction	Construction	Nationwide Electrical Services, Inc.	\$2,397,500	N/A	0	Yes
2019	Non-Construction	Non-Construction	NTT DATA State Health Consulting LLC	\$10,000,000	N/A	0	In progress
2019	Non-Construction	Non-Construction	Corporate Systems Resources	\$950,000	N/A	0	In progress
2019	Non-Construction	Non-Construction	KOVAIS innovative Solutions LLC	\$950,000	N/A	0	In progress

<b>Executed Agreement Date</b>	<b>Incentive name* (ex: name of grant or tax incentive)</b>	<b>Type of incentive* (ex: grant, tax abatement, loan)</b>	<b>Recipient name*</b>	<b>Incentive amount*</b>	<b>MAR Address / location of investment</b>	<b>Number of District residents employed as a direct result of this investment</b>	<b>Is recipient in compliance with District resident employment requirements?</b>
2019	Non-Construction	Non-Construction	PUBLIC PERFORMANCE MANAGEMENT, LLC	\$10,000,000	N/A	0	In progress
2019	Non-Construction	Non-Construction	Bunifu, LLC	\$950,000	N/A	0	In progress
2019	Non-Construction	Non-Construction	CAPITAL CONSULTING LLC	\$10,000,000	N/A	0	In progress
2019	Construction	Construction	CONSYS, INC	\$869,786	N/A	0	In progress
2019	Construction	Construction	James G. Davis Construction Corporation	\$45,611,068	N/A	0	In progress
2019	Construction	Construction	Miller and Long DC, Inc	\$17,070,000	N/A	0	In progress
2019	Non-Construction	Non-Construction	ON POINT TECHNOLOGY	\$23,307,363	N/A	0	In progress
2019	Non-Construction	Non-Construction	Rohrer enterprises, Inc. DBA/Rohrer Bus Sales	\$1,372,940	N/A	0	In progress
2019	Non-Construction	Non-Construction	SOIL AND LAND USE TECHNOLOGY, INC.	\$800,000	N/A	1	In progress
2019	Construction	Construction	The Anderson Company, LLC	\$676,200	N/A	0	In progress

Executed Agreement Date	Incentive name* (ex: name of grant or tax incentive)	Type of incentive* (ex: grant, tax abatement, loan)	Recipient name*	Incentive amount*	MAR Address / location of investment	Number of District residents employed as a direct result of this investment	Is recipient in compliance with District resident employment requirements?
2019	Construction	Construction	WOODLAWN MECHANICAL CONTRACTORS	\$5,308,000	N/A	0	Yes
2019	Non-Construction	Non-Construction	HEALTHY BABIES PROJECT INC	\$380,532	N/A	0	In progress
2019	Non-Construction	Non-Construction	INSTITUTE FOR BLDG TECHNOLOGY & SAFETY	\$950,000	N/A	0	N/A
2019	Non-Construction	Non-Construction	Louisiana State University and A&M College	\$1,647,600	N/A	0	In progress
2019	Non-Construction	Non-Construction	THE GEORGE WASHINGTON	\$3,808,117	N/A	0	N/A
2019	Non-Construction	Non-Construction	LATIN AMERICAN YOUTH CENTER	\$50,051,703	N/A	0	N/A
2019	Construction	Construction	HRGM Corporation	\$979,214	N/A	3	In progress
2019	Construction	Construction	HRGM Corporation	\$949,017	N/A	1	In progress
2019	Construction	Construction	GMI Professional Landscaping Inc	\$347,637	N/A	0	In progress
2019	Construction	Construction	MAGNA CONSTRUCTION MAINTENANCE SE	\$1,470,000	N/A	1	In progress



<b>Executed Agreement Date</b>	<b>Incentive name* (ex: name of grant or tax incentive)</b>	<b>Type of incentive* (ex: grant, tax abatement, loan)</b>	<b>Recipient name*</b>	<b>Incentive amount*</b>	<b>MAR Address / location of investment</b>	<b>Number of District residents employed as a direct result of this investment</b>	<b>Is recipient in compliance with District resident employment requirements?</b>
2019	Construction	Construction	ACECO, LLC	\$325,000	N/A	0	In progress
2019	Construction	Construction	Anchor Construction Corporation	\$334,000	N/A	0	In progress
2019	Construction	Construction	Baker DC, LLC	\$2,067,684	N/A	1	Yes
2019	Construction	Construction	BALFOUR BEATTY CONSTRUCTION	\$175,000,000	N/A	1	In progress
2019	Construction	Construction	Blackwood of DC, LLC	\$1,512,897	N/A	0	In progress
2019	Construction	Construction	Custom Walls & Windows, Inc.	\$1,784,000	N/A	0	In progress
2019	Construction	Construction	Dynamic Contracting, Inc.	\$1,793,259	N/A	0	In progress
2019	Construction	Construction	Gordon Contractors, Inc.	\$2,086,000	N/A	0	Yes
2019	Construction	Construction	Miller & Long Company, Inc.	\$2,686,016	N/A	0	Yes
2019	Construction	Construction	National Technology Integrators-NTI	\$152,500	N/A	0	In progress
2019	Construction	Construction	Olympia Swimming Pool Co.	\$159,225	N/A	0	Yes
2019	Construction	Construction	R.V. Carey's Plumbing & Heating, Inc.	\$2,956,000	N/A	0	Yes

Executed Agreement Date	Incentive name* (ex: name of grant or tax incentive)	Type of incentive* (ex: grant, tax abatement, loan)	Recipient name*	Incentive amount*	MAR Address / location of investment	Number of District residents employed as a direct result of this investment	Is recipient in compliance with District resident employment requirements?
2019	Construction	Construction	R.V. Carey's Plumbing & Heating, Inc.	\$2,571,200	N/A	0	Yes
2019	Construction	Construction	R.V. Carey's Plumbing & Heating, Inc.	\$994,951	N/A	0	Yes
2019	Construction	Construction	STAR ENTERPRISES INC	\$178,995	N/A	1	In progress
2019	Construction	Construction	Strittmatter Metro, LLC	\$7,930,000	N/A	3	In progress
2019	Construction	Construction	Anchor Construction Corporation	\$270,000	N/A	2	In progress
2019	Construction	Construction	Belfast DC LLC	\$7,638,770	N/A	3	In progress
2019	Construction	Construction	Berkel & Company Contractors, Inc.	\$1,115,000	N/A	2	In progress
2019	Construction	Construction	Capitol Paving of DC Inc	\$739,380	N/A	0	In progress
2019	Construction	Construction	Power Design, Inc.	\$1,135,000	N/A	0	In progress
2019	Construction	Construction	Prospect Waterproofing Co.	\$1,091,500	N/A	0	In progress
2019	Construction	Construction	The Anderson Company, LLC	\$465,000	N/A	0	In progress
2019	Construction	Construction	Wings Enterprises, Inc.	\$430,598	N/A	6	In progress
2019	Construction	Construction	WKM SOLUTIONS LLC	\$798,745	N/A	0	Yes
2019	Construction	Construction	WKM SOLUTIONS LLC	\$713,812	N/A	0	Yes
2019	Construction	Construction	Bennett Group, Inc.	\$1,599,971	N/A	0	In progress

Executed Agreement Date	Incentive name* (ex: name of grant or tax incentive)	Type of incentive* (ex: grant, tax abatement, loan)	Recipient name*	Incentive amount*	MAR Address / location of investment	Number of District residents employed as a direct result of this investment	Is recipient in compliance with District resident employment requirements?
2019	Construction	Construction	Bennett Group, Inc.	\$1,447,066	N/A	0	Yes
2019	Non-Construction	Non-Construction	COLUMN TECHNOLOGIES, INC.	\$686,462	N/A	0	In progress
2019	Construction	Construction	MCN Build	\$752,433	N/A	0	In progress
2019	Construction	Construction	The Pierce Painting & Wall Covering	\$431,710	N/A	0	In progress
2019	Construction	Construction	Vasquez Construction	\$120,000	N/A	0	Yes
2019	Construction	Construction	Anderson Mechanical Services, Inc.	\$3,108,000	N/A	0	Yes
2019	Construction	Construction	Anderson Mechanical Services, Inc.	\$1,082,420	N/A	3	Yes
2019	Construction	Construction	Calvert Masonry, Inc.	\$4,458,701	N/A	0	Yes
2019	Construction	Construction	Consolidated Waterproofing Contractors	\$437,000	N/A	0	In progress
2019	Construction	Construction	DiGregorio Drywall LLC	\$3,082,485	N/A	3	Yes
2019	Construction	Construction	DiGregorio Drywall LLC	\$2,561,373	N/A	0	Yes
2019	Construction	Construction	DiGregorio Drywall LLC	\$1,322,948	N/A	0	Yes
2019	Construction	Construction	GK & G Masonry, LLC	\$1,718,780	N/A	6	In progress
2019	Construction	Construction	Judd Fire Protection, LLC	\$744,563	N/A	0	Yes

Executed Agreement Date	Incentive name* (ex: name of grant or tax incentive)	Type of incentive* (ex: grant, tax abatement, loan)	Recipient name*	Incentive amount*	MAR Address / location of investment	Number of District residents employed as a direct result of this investment	Is recipient in compliance with District resident employment requirements?
2019	Construction	Construction	Miscellaneous Metals, Inc.	\$994,686	N/A	0	Yes
2019	Construction	Construction	Miscellaneous Metals, Inc.	\$642,590	N/A	0	Yes
2019	Construction	Construction	Miscellaneous Metals, Inc.	\$349,794	N/A	0	Yes
2019	Construction	Construction	Total Millwork, LLC	\$1,540,000	N/A	0	In progress
2019	Construction	Construction	USA Construction Services, Inc	\$1,133,675	N/A	0	Yes
2019	Construction	Construction	Broughton Construction Company, LLC	\$1,415,140	N/A	0	Yes
2019	Construction	Construction	Goel Services, Inc.	\$2,188,000	N/A	0	No
2019	Grant	Grant	Woolly Mammoth Theatre Company	\$1,000,000	N/A	1	Yes
2019	Construction	Construction	Berkel & Company Contractors, Inc.	\$1,389,000	N/A	2	In progress
2019	Construction	Construction	Hitt Contracting INC	\$54,000,000	N/A	0	In progress
2019	Construction	Construction	Joseph J. Magnolia, Inc.	\$210,000	N/A	0	In progress
2019	Construction	Construction	Miscellaneous Metals, Inc.	\$900,000	N/A	0	In progress

<b>Executed Agreement Date</b>	<b>Incentive name* (ex: name of grant or tax incentive)</b>	<b>Type of incentive* (ex: grant, tax abatement, loan)</b>	<b>Recipient name*</b>	<b>Incentive amount*</b>	<b>MAR Address / location of investment</b>	<b>Number of District residents employed as a direct result of this investment</b>	<b>Is recipient in compliance with District resident employment requirements?</b>
2019	Construction	Construction	Moretrench American Corporation	\$269,030	N/A	0	In progress
2019	Construction	Construction	Prospect Waterproofing Co.	\$1,700,000	N/A	2	In progress
2019	Construction	Construction	The Anderson Company, LLC	\$1,196,941	N/A	3	In progress
2019	Non-Construction	Non-Construction	D&A Construction Corp.	\$4,800,000	N/A	0	In progress
2019	Non-Construction	Non-Construction	KOVAIS innovative Solutions LLC	\$10,000,000	N/A	0	In progress
2019	Construction	Construction	RPM Construction Corp.	\$441,500	N/A	2	In progress
2019	Non-Construction	Non-Construction	SAGITEC SOLUTIONS, LLC	\$7,699,723	N/A	0	In progress
2019	Non-Construction	Non-Construction	THE AQUILINE GROUP	\$750,000	N/A	0	In progress
2019	Non-Construction	Non-Construction	CLEARLY INNOVATIVE INC	\$10,000,000	N/A	0	In progress
2019	Non-Construction	Non-Construction	FAST ENTERPRISES	\$16,709,135	N/A	0	In progress
2019	Construction	Construction	Bausum & Duckett Electric, LLC	\$6,560,000	N/A	0	Yes

Executed Agreement Date	Incentive name* (ex: name of grant or tax incentive)	Type of incentive* (ex: grant, tax abatement, loan)	Recipient name*	Incentive amount*	MAR Address / location of investment	Number of District residents employed as a direct result of this investment	Is recipient in compliance with District resident employment requirements?
2019	Construction	Construction	Bausum & Duckett Electric, LLC	\$1,812,000	N/A	0	Yes
2019	Construction	Construction	Calvert Masonry, Inc.	\$2,092,000	N/A	0	No
2019	Construction	Construction	Calvert Masonry, Inc.	\$905,124	N/A	0	Yes
2019	Construction	Construction	Calvert Masonry, Inc.	\$777,700	N/A	0	No
2019	Construction	Construction	Chiaromonte Construction Company	\$1,243,180	N/A	0	In progress
2019	Construction	Construction	F&L Construction	\$365,018	N/A	0	In progress
2019	Construction	Construction	Floors, Etc.	\$2,239,000	N/A	0	In progress
2019	Construction	Construction	James Myers Company, Inc.	\$1,725,000	N/A	0	Yes
2019	Construction	Construction	P.C. Richard & Son	\$837,500	N/A	0	Yes
2019	Construction	Construction	Valley Lighting, LLC	\$257,540	N/A	0	In progress
2019	Non-Construction	Non-Construction	GREAT MINDS LLC	\$1,452,671	N/A	0	N/A
2019	Non-Construction	Non-Construction	KAPLAN COMPANIES INC	\$331,533	N/A	0	In progress
2019	Construction	Construction	Ruppert Landscape, Inc.	\$205,971	N/A	0	In progress
2019	Construction	Construction	Schindler Elevator Corporation	\$874,600	N/A	0	Yes

Executed Agreement Date	Incentive name* (ex: name of grant or tax incentive)	Type of incentive* (ex: grant, tax abatement, loan)	Recipient name*	Incentive amount*	MAR Address / location of investment	Number of District residents employed as a direct result of this investment	Is recipient in compliance with District resident employment requirements?
2019	Construction	Construction	Schindler Elevator Corporation	\$743,600	N/A	0	Yes
2019	Non-Construction	Non-Construction	TRANSFORMATIVE SOLUTIONS INC	\$500,000	N/A	0	In progress
2019	Non-Construction	Non-Construction	WASHINGTON BALLET	\$1,000,000	N/A	0	In progress
2019	Construction	Construction	AIW, Inc.	\$1,235,000	N/A	0	Yes
2019	Construction	Construction	Anchor Construction Corporation	\$171,000	N/A	0	Yes
2019	Construction	Construction	Atlantic Aluminum Products	\$260,000	N/A	0	Yes
2019	Construction	Construction	Clark Foundations, LLC	\$1,270,000	N/A	0	Yes
2019	Construction	Construction	Floors, Etc.	\$1,640,000	N/A	0	Yes
2019	Non-Construction	Non-Construction	SAFEbuilt	\$950,000	N/A	0	In progress
2019	Construction	Construction	Capitol Paving of DC Inc	\$1,282,957	N/A	0	N/A
2019	Non-Construction	Non-Construction	CBE Partners, LLC	\$874,863	N/A	0	In progress
2019	Non-Construction	Non-Construction	DELOITTE CONSULTING LLP	\$48,187,570	N/A	0	In progress

<b>Executed Agreement Date</b>	<b>Incentive name* (ex: name of grant or tax incentive)</b>	<b>Type of incentive* (ex: grant, tax abatement, loan)</b>	<b>Recipient name*</b>	<b>Incentive amount*</b>	<b>MAR Address / location of investment</b>	<b>Number of District residents employed as a direct result of this investment</b>	<b>Is recipient in compliance with District resident employment requirements?</b>
2019	Non-Construction	Non-Construction	E-LOGIC INC	\$10,000,000	N/A	0	In progress
2019	Non-Construction	Non-Construction	MVS, Inc.	\$674,992	N/A	0	In progress
2019	Non-Construction	Non-Construction	STAR OFFICE PRODUCTS	\$950,000	N/A	0	In progress
2019	Non-Construction	Non-Construction	STOCKBRIDGE CONSULTING	\$950,000	N/A	0	In progress
2019	Non-Construction	Non-Construction	vTECH SOLUTION	\$500,000	N/A	0	In progress
2019	Non-Construction	Non-Construction	Cambria Solutions Inc	\$2,258,542	N/A	0	In progress
2019	Construction	Construction	Chiaramonte Construction Company	\$331,000	N/A	0	Yes
2019	Non-Construction	Non-Construction	FILMFEST DC	\$500,000	N/A	0	In progress
2019	Non-Construction	Non-Construction	KPMG LLP	\$324,850	N/A	0	In progress
2019	Non-Construction	Non-Construction	Morgans/JIMMIE MUSCATELLO	\$900,000	N/A	0	In progress



Executed Agreement Date	Incentive name* (ex: name of grant or tax incentive)	Type of incentive* (ex: grant, tax abatement, loan)	Recipient name*	Incentive amount*	MAR Address / location of investment	Number of District residents employed as a direct result of this investment	Is recipient in compliance with District resident employment requirements?
2019	Non-Construction	Non-Construction	Sandata Technologies., LLC	\$3,831,889	N/A	0	In progress
2019	Non-Construction	Non-Construction	PSYCHIATRIC INSTITUTE OF WASHINGTON	\$1,320,191	N/A	0	N/A
2019	Construction	Construction	Chapel Valley Landscape Company	\$860,000	N/A	0	In progress
2019	Construction	Construction	Genco Masonry, Inc.	\$810,000	N/A	5	In progress
2019	Construction	Construction	KOYDOL INC	\$515,000	N/A	0	In progress
2019	Construction	Construction	THE CONTAINER STORE INC	\$434,996	N/A	0	In progress
2019	Construction	Construction	Genco Masonry, Inc.	\$251,000	N/A	3	In progress
2019	Construction	Construction	RH Steel Erectors, Inc.	\$300,000	N/A	0	In progress
2019	Construction	Construction	Anchor Construction Corporation	\$323,765	N/A	2	Yes
2019	Construction	Construction	Hope Cooperative Association	\$1,900,773	N/A	0	No
2019	Non-Construction	Non-Construction	MBI HEALTH SERVICES, LLC	\$1,316,764	N/A	82	In progress
2019	Construction	Construction	SB WORKS	\$350,000	N/A	1	In progress
2019	Construction	Construction	CAFFES-STEELE Inc.	\$4,007,000	N/A	0	Yes
2019	Construction	Construction	CAFFES-STEELE Inc.	\$2,968,000	N/A	0	Yes

<b>Executed Agreement Date</b>	<b>Incentive name* (ex: name of grant or tax incentive)</b>	<b>Type of incentive* (ex: grant, tax abatement, loan)</b>	<b>Recipient name*</b>	<b>Incentive amount*</b>	<b>MAR Address / location of investment</b>	<b>Number of District residents employed as a direct result of this investment</b>	<b>Is recipient in compliance with District resident employment requirements?</b>
2019	Construction	Construction	CAFFES-STEELE Inc.	\$1,245,000	N/A	0	Yes
2019	Construction	Construction	Power Design, Inc.	\$3,825,000	N/A	0	In progress
2019	Construction	Construction	The Keystone Plus Construction Company	\$1,021,895	N/A	0	Yes
2019	Construction	Construction	Goldin & Stafford, Inc.	\$2,075,400	N/A	1	In progress
2019	Construction	Construction	Paradigm Contractors II, LLC	\$135,000,000	N/A	0	In progress
2019	Construction	Construction	Valley Lighting, LLC	\$257,540	N/A	0	In progress
2019	Construction	Construction	Belfast DC LLC	\$7,638,770	N/A	0	In progress
2019	Construction	Construction	Providence Construction, Inc.	\$1,744,021	N/A	2	Yes
2019	Construction	Construction	IRON FABRICATION SERVICES LLC	\$760,000	N/A	2	In progress
2019	Construction	Construction	Pivec Mechanical, LLC	\$8,743,656	N/A	0	In progress
2019	Construction	Construction	Baker DC, LLC	\$10,683,000	N/A	8	In progress
2019	Construction	Construction	Dynalectric Company	\$106,930	N/A	0	In progress
2019	Construction	Construction	Gordon Contractors, Inc.	\$553,550	N/A	0	In progress
2019	Construction	Construction	Plinth Contracting Group, LLC	\$692,000	N/A	0	In progress
2019	Construction	Construction	Precision Wall Tech, Inc.	\$390,000	N/A	0	Yes

<b>Executed Agreement Date</b>	<b>Incentive name* (ex: name of grant or tax incentive)</b>	<b>Type of incentive* (ex: grant, tax abatement, loan)</b>	<b>Recipient name*</b>	<b>Incentive amount*</b>	<b>MAR Address / location of investment</b>	<b>Number of District residents employed as a direct result of this investment</b>	<b>Is recipient in compliance with District resident employment requirements?</b>
2019	Construction	Construction	Service Glass Industries	\$7,670,000	N/A	0	In progress
2019	Construction	Construction	Shickel Corporation	\$160,000	N/A	0	In progress
2019	Construction	Construction	VIKA Capitol, LLC	\$172,200	N/A	0	In progress
2019	Construction	Construction	AMA Construction Co., Inc.	\$446,580	N/A	0	Yes
2019	Construction	Construction	American Stone Virginia, LLC	\$1,350,000	N/A	0	In progress
2019	Construction	Construction	CONSYS, INC	\$1,778,786	N/A	0	In progress
2019	Construction	Construction	JI GENERAL CONTRACTORS, INC	\$360,000	N/A	0	In progress
2019	Construction	Construction	The Keystone Plus Construction Company	\$991,700	N/A	2	In progress
2019	Construction	Construction	The Keystone Plus Construction Company	\$967,500	N/A	0	N/A
2019	Non-Construction	Non-Construction	BERTRAM LAW GROUP LLC	\$950,000	N/A	0	In progress
2019	Non-Construction	Non-Construction	LIEFF CABRASER HEIMANN & BERNSTEIN LLP	\$950,000	N/A	0	In progress
2019	Non-Construction	Non-Construction	RHG Group Inc.	\$500,000	N/A	0	In progress

Executed Agreement Date	Incentive name* (ex: name of grant or tax incentive)	Type of incentive* (ex: grant, tax abatement, loan)	Recipient name*	Incentive amount*	MAR Address / location of investment	Number of District residents employed as a direct result of this investment	Is recipient in compliance with District resident employment requirements?
2019	Non-Construction	Non-Construction	Universal Healthcare Mgmt.Services,Inc.	\$1,400,000	N/A	12	Yes
2019	Construction	Construction	Cucina Craft USA, LLC	\$595,072	N/A	0	Yes
2019	Construction	Construction	HAR Construction	\$565,000	N/A	0	Yes
2019	Construction	Construction	Datawatch Systems, Inc.	\$239,415	N/A	0	In progress
2019	Construction	Construction	Chesapeake Sprinkler Company	\$546,692	N/A	0	In progress
2019	Construction	Construction	DelRay Contract Glazing LLC	\$415,191	N/A	0	In progress
2019	Construction	Construction	BALFOUR BEATTY CONSTRUCTION	\$1,539,802	N/A	0	In progress
2019	Construction	Construction	Blueridge, Inc.	\$2,523,663	N/A	2	In progress
2019	Construction	Construction	J and B Floor Inc	\$224,000	N/A	0	Yes
2019	Construction	Construction	RL Harris Welding, LLC	\$740,000	N/A	1	In progress
2019	Construction	Construction	Sucre Contractors	\$264,000	N/A	0	Yes
2019	Non-Construction	Non-Construction	Adrian L. Merton, Inc.	\$375,807	N/A	0	In progress
2019	Non-Construction	Non-Construction	HOMES FOR HOPE	\$262,400	N/A	0	In progress
2019	Non-Construction	Non-Construction	VANTIX/ The Pittman Group Inc.	\$499,966	N/A	0	In progress

<b>Executed Agreement Date</b>	<b>Incentive name* (ex: name of grant or tax incentive)</b>	<b>Type of incentive* (ex: grant, tax abatement, loan)</b>	<b>Recipient name*</b>	<b>Incentive amount*</b>	<b>MAR Address / location of investment</b>	<b>Number of District residents employed as a direct result of this investment</b>	<b>Is recipient in compliance with District resident employment requirements?</b>
2019	Construction	Construction	DC General Construction, Inc.	\$504,182	N/A	0	In progress
2019	Construction	Construction	DC General Construction, Inc.	\$445,818	N/A	0	N/A
2019	Construction	Construction	Nastos Construction, Inc.	\$885,115	N/A	0	In progress
2019	Construction	Construction	Nastos Construction, Inc.	\$478,743	N/A	0	In progress
2019	Non-Construction	Non-Construction	VALLEY SUPPLY & EQUIPMENT CO. INC	\$313,193	N/A	0	In progress
2019	Construction	Construction	The Keystone Plus Construction Company	\$977,000	N/A	0	Yes
2019	Non-Construction	Non-Construction	AMERICAN BUSINESS SUPPLIES	\$662,865	N/A	0	In progress
2019	Non-Construction	Non-Construction	Customer Expression Corp.	\$270,080	N/A	0	In progress
2019	Non-Construction	Non-Construction	dBase Technologies LLC	\$10,000,000	N/A	0	In progress
2019	Non-Construction	Non-Construction	DELOITTE CONSULTING LLP	\$15,998,911	N/A	0	In progress

Executed Agreement Date	Incentive name* (ex: name of grant or tax incentive)	Type of incentive* (ex: grant, tax abatement, loan)	Recipient name*	Incentive amount*	MAR Address / location of investment	Number of District residents employed as a direct result of this investment	Is recipient in compliance with District resident employment requirements?
2019	Non-Construction	Non-Construction	IBM	\$23,697,969	N/A	0	In progress
2019	Non-Construction	Non-Construction	MARU SOLUTIONS INCORPORATED	\$10,000,000	N/A	0	In progress
2019	Non-Construction	Non-Construction	SHER EDLING LLP	\$26,000,000	N/A	0	N/A
2019	Construction	Construction	CIP Finishes, Inc.	\$308,290	N/A	0	In progress
2019	Construction	Construction	Ennis Electric Co	\$4,670,000	N/A	1	In progress
2019	Non-Construction	Non-Construction	Evangelista Worley LLC	\$100,000	N/A	0	In progress
2019	Non-Construction	Non-Construction	Milberg Tadler Phillip Suite 1920	\$26,000,000	N/A	0	In progress
2019	Construction	Construction	R.B. Hinkle Construction, Inc.	\$223,750	N/A	0	Yes
2019	Non-Construction	Non-Construction	SPECTRUM MANAGEMENT, LLC	\$4,872,685	N/A	0	In progress
2019	Non-Construction	Non-Construction	TOUCAN PRINTING AND PROMOTIONAL PRODUCTS	\$750,000	N/A	0	In progress
2019	Non-Construction	Non-Construction	EarthSoft Inc	\$396,970	N/A	0	In progress

Executed Agreement Date	Incentive name* (ex: name of grant or tax incentive)	Type of incentive* (ex: grant, tax abatement, loan)	Recipient name*	Incentive amount*	MAR Address / location of investment	Number of District residents employed as a direct result of this investment	Is recipient in compliance with District resident employment requirements?
2019	Construction	Construction	J.L. Terrell Construction LLC	\$182,203	N/A	0	In progress
2019	Construction	Construction	WINMAR INC	\$1,240,000	N/A	0	Yes
2019	Construction	Construction	WKM SOLUTIONS LLC	\$446,112	N/A	0	In progress
2019	Non-Construction	Non-Construction	GARTNER INC.	\$1,544,071	N/A	0	In progress
2019	Non-Construction	Non-Construction	Intralot Inc.	\$225,000,000	N/A	0	In progress
2019	Non-Construction	Non-Construction	JACOBS ENGINEERING CO	\$12,187,500	N/A	0	In progress
2019	Non-Construction	Non-Construction	SUSTAINABLE FACILITIES MANAGEMENT SERVICES	\$339,347	N/A	0	In progress
2019	Non-Construction	Non-Construction	THE ROBERT BOBB GROUP, LLC	\$1,650,000	N/A	2	In progress
2019	Construction	Construction	Advanced Window, Inc.	\$1,950,000	N/A	0	In progress
2019	Construction	Construction	M&G Services, Inc.	\$345,145	N/A	2	Yes
2019	Construction	Construction	Utility Systems C&E, LLC	\$270,968	N/A	0	Yes
2019	Construction	Construction	Eastcoast Siding, Inc. dba EastCoast Exteriors	\$636,000	N/A	0	In progress

Executed Agreement Date	Incentive name* (ex: name of grant or tax incentive)	Type of incentive* (ex: grant, tax abatement, loan)	Recipient name*	Incentive amount*	MAR Address / location of investment	Number of District residents employed as a direct result of this investment	Is recipient in compliance with District resident employment requirements?
2019	Construction	Construction	JB&L Cleaning Services, Inc.	\$140,358	N/A	0	In progress
2019	Non-Construction	Non-Construction	PARKMOBILE USA,	\$3,600,000	N/A	0	In progress
2019	Non-Construction	Non-Construction	Adrian L. Merton, Inc.	\$950,000	N/A	0	In progress
2019	Non-Construction	Non-Construction	Tax Credit Asset Management	\$2,647,311	N/A	0	In progress
2019	Non-Construction	Non-Construction	AGILIAN LLC	\$950,000	N/A	0	In progress
2019	Non-Construction	Non-Construction	APH Innovative Consulting Group, LLC	\$950,000	N/A	0	In progress
2019	Non-Construction	Non-Construction	CADOGAN & ASSOCIATES LLC	\$950,000	N/A	0	In progress
2019	Non-Construction	Non-Construction	CADOGAN & ASSOCIATES LLC	\$500,000	N/A	0	N/A
2019	Non-Construction	Non-Construction	COMMUNITY COLLEGE PREPARATORY ACADEMY	\$300,000	N/A	0	In progress
2019	Non-Construction	Non-Construction	ERGO SOLUTIONS LLC	\$10,000,000	N/A	0	In progress



Executed Agreement Date	Incentive name* (ex: name of grant or tax incentive)	Type of incentive* (ex: grant, tax abatement, loan)	Recipient name*	Incentive amount*	MAR Address / location of investment	Number of District residents employed as a direct result of this investment	Is recipient in compliance with District resident employment requirements?
2019	Non-Construction	Non-Construction	HOUGHTON MIFFLIN HARTCOURT PUBLISHING COMPANY	\$415,995	N/A	0	In progress
2019	Non-Construction	Non-Construction	Kline Imports Arlington, Inc	\$760,500	N/A	0	No
2019	Non-Construction	Non-Construction	MI CASA MY HOUSE INC	\$200,000	N/A	0	In progress
2019	Non-Construction	Non-Construction	MINDCUBED	\$10,000,000	N/A	0	In progress
2019	Non-Construction	Non-Construction	North Capitol Partners LLC	\$500,000	N/A	0	In progress
2019	Non-Construction	Non-Construction	OCTANE	\$959,775	N/A	0	In progress
2019	Non-Construction	Non-Construction	OCTANE	\$432,185	N/A	0	In progress
2019	Non-Construction	Non-Construction	OPEN SOURCE TECHNICAL INC.	\$10,000,000	N/A	0	In progress
2019	Non-Construction	Non-Construction	PUBLIC CONSULTING GROUP, INC.	\$1,460,232	N/A	0	In progress
2019	Non-Construction	Non-Construction	PUBLIC PERFORMANCE MANAGEMENT, LLC	\$1,150,304	N/A	0	In progress

<b>Executed Agreement Date</b>	<b>Incentive name* (ex: name of grant or tax incentive)</b>	<b>Type of incentive* (ex: grant, tax abatement, loan)</b>	<b>Recipient name*</b>	<b>Incentive amount*</b>	<b>MAR Address / location of investment</b>	<b>Number of District residents employed as a direct result of this investment</b>	<b>Is recipient in compliance with District resident employment requirements?</b>
2019	Non-Construction	Non-Construction	THE AQUILINE GROUP	\$400,000	N/A	0	In progress
2019	Non-Construction	Non-Construction	INNOVATION LIFE SOLUTION	\$900,000	N/A	0	In progress
2019	Non-Construction	Non-Construction	RSC ELECTRICAL and MECHANICAL CONTRACTORS, INC.	\$300,000	N/A	0	In progress
2019	Construction	Construction	SOIL AND LAND USE TECHNOLOGY, INC.	\$613,000	N/A	0	In progress
2019	Non-Construction	Non-Construction	vTECH SOLUTION	\$10,000,000	N/A	0	In progress
2019	Construction	Construction	Millennium Pools and Spas, LLC	\$351,634	N/A	5	Yes
2019	Construction	Construction	The Severn Group	\$9,000,000	N/A	2	In progress
2019	Non-Construction	Non-Construction	DC09, LLC	\$38,000,000	N/A	7	Yes
2019	Non-Construction	Non-Construction	M JONES COMPANIES LLC	\$300,000	N/A	1	Yes
2019	Non-Construction	Non-Construction	VETERANS SERVICES CORPORATION	\$21,000,000	N/A	0	In progress

<b>Executed Agreement Date</b>	<b>Incentive name* (ex: name of grant or tax incentive)</b>	<b>Type of incentive* (ex: grant, tax abatement, loan)</b>	<b>Recipient name*</b>	<b>Incentive amount*</b>	<b>MAR Address / location of investment</b>	<b>Number of District residents employed as a direct result of this investment</b>	<b>Is recipient in compliance with District resident employment requirements?</b>
2019	Non-Construction	Non-Construction	Globe Manufacturing Company LLC.	\$1,000,000	N/A	0	In progress
2019	Construction	Construction	D.H. Kim Enterprises, Inc.	\$441,500	N/A	0	In progress
2019	Construction	Construction	JPN Masonry, LLC	\$509,510	N/A	0	In progress
2019	Construction	Construction	A. Wash & Associates, Inc.	\$1,019,000	N/A	1	In progress
2019	Non-Construction	Non-Construction	American Express	\$990,000	N/A	0	In progress
2019	Non-Construction	Non-Construction	ASSOCIATED COMMUNITY SERVICES, INC.	\$932,185	N/A	0	N/A
2019	Non-Construction	Non-Construction	VISION SECURITY SOLUTIONS LLC	\$1,306,900	N/A	0	In progress
2019	Construction	Construction	American Millwork and Cabinetry	\$263,637	N/A	0	Yes
2019	Non-Construction	Non-Construction	M JONES COMPANIES LLC	\$659,942	N/A	13	Yes
2019	Construction	Construction	Atlantic Refinishing & Restoration, Inc.	\$2,185,214	N/A	3	In progress
2019	Construction	Construction	Hoitt Construction	\$2,879,417	N/A	0	In progress

Executed Agreement Date	Incentive name* (ex: name of grant or tax incentive)	Type of incentive* (ex: grant, tax abatement, loan)	Recipient name*	Incentive amount*	MAR Address / location of investment	Number of District residents employed as a direct result of this investment	Is recipient in compliance with District resident employment requirements?
2019	Non-Construction	Non-Construction	MVS, Inc.	\$477,407	N/A	0	In progress
2019	Construction	Construction	Nelson Specialties Inc	\$172,455	N/A	0	Yes
2019	Non-Construction	Non-Construction	JUSTICE & SUSTAINABILITY ASSOC LLC	\$10,000,000	N/A	0	In progress
2019	Non-Construction	Non-Construction	OCTANE	\$396,349	N/A	0	In progress
2019	Construction	Construction	Architectural Wood, LLC	\$551,575	N/A	0	Yes
2019	Construction	Construction	Ranger Specialized Glass, Inc.	\$814,000	N/A	0	Yes
2019	Construction	Construction	AES Electrical Inc. DBA Freestate Electrical Construction	\$13,700,000	N/A	1	In progress
2019	Construction	Construction	Centennial Builders, Inc.	\$1,190,000	N/A	0	In progress
2019	Construction	Construction	Moretrench American Corporation	\$2,550,000	N/A	6	In progress
2019	Non-Construction	Non-Construction	The International Spy Museum LLC	\$50,000,000	N/A	23	In progress

<b>Executed Agreement Date</b>	<b>Incentive name* (ex: name of grant or tax incentive)</b>	<b>Type of incentive* (ex: grant, tax abatement, loan)</b>	<b>Recipient name*</b>	<b>Incentive amount*</b>	<b>MAR Address / location of investment</b>	<b>Number of District residents employed as a direct result of this investment</b>	<b>Is recipient in compliance with District resident employment requirements?</b>
2019	Construction	Construction	CAPITAL Construction Group, LLC	\$754,425	N/A	0	In progress
2019	Construction	Construction	Fire & Life Safety America, Inc.	\$461,105	N/A	0	In progress
2019	Construction	Construction	Prospect Waterproofing Co.	\$425,000	N/A	0	In progress
2019	Non-Construction	Non-Construction	RATP DEV DC CIRCULATOR LLC	\$529,312,623	N/A	110	In progress
2019	Construction	Construction	Thyssenkrupp Elevator Company	\$398,248	N/A	0	In progress
2019	Construction	Construction	Adrian L. Merton, Inc.	\$400,731	N/A	1	Yes
2019	Construction	Construction	Chiaramonte Construction Company	\$1,096,718	N/A	0	Yes
2019	Construction	Construction	Chiaramonte Construction Company	\$1,128,916	N/A	0	In progress
2019	Construction	Construction	WINMAR INC	\$1,000,000	N/A	0	Yes
2019	Construction	Construction	DC Concrete	\$158,000	N/A	0	In progress
2019	Non-Construction	Non-Construction	REYNOLDS AND ASSOCIATES	\$3,858,397	N/A	1	In progress
2019	Non-Construction	Non-Construction	VETERANS SERVICES CORPORATION	\$740,000	N/A	1	In progress

Executed Agreement Date	Incentive name* (ex: name of grant or tax incentive)	Type of incentive* (ex: grant, tax abatement, loan)	Recipient name*	Incentive amount*	MAR Address / location of investment	Number of District residents employed as a direct result of this investment	Is recipient in compliance with District resident employment requirements?
2019	Non-Construction	Non-Construction	WATKINS SECURITY AGENCY OF D C INCORPORATED	\$1,592,606	N/A	2	Yes
2019	Non-Construction	Non-Construction	CAPITAL Construction Group, LLC	\$553,485	N/A	0	In progress
2019	Non-Construction	Non-Construction	CDW GOVERNMENT INC	\$11,699,994	N/A	0	In progress
2019	Construction	Construction	District Electrical Services, Inc.	\$1,512,000	N/A	1	In progress
2019	Construction	Construction	Garcia's Mechanical	\$1,001,818	N/A	3	In progress
2019	Construction	Construction	LP Roofing	\$371,000	N/A	0	In progress
2019	Non-Construction	Non-Construction	Multi-Therapeutic Services Inc	\$915,809	N/A	0	In progress
2019	Construction	Construction	Oak Tree Masonry	\$495,675	N/A	1	In progress
2019	Non-Construction	Non-Construction	RCM OF WASHINGTON	\$500,000	N/A	0	In progress
2019	Non-Construction	Non-Construction	RIZEUP TECHNOLOGY TRAINING	\$574,480	N/A	0	In progress
2019	Non-Construction	Non-Construction	RSC ELECTRICAL and MECHANICAL CONTRACTORS, INC.	\$500,000	N/A	0	In progress

Executed Agreement Date	Incentive name* (ex: name of grant or tax incentive)	Type of incentive* (ex: grant, tax abatement, loan)	Recipient name*	Incentive amount*	MAR Address / location of investment	Number of District residents employed as a direct result of this investment	Is recipient in compliance with District resident employment requirements?
2019	Non-Construction	Non-Construction	SEAGRAVE FIRE APPARATUS, LLC	\$500,000	N/A	0	In progress
2019	Non-Construction	Non-Construction	STAR OFFICE PRODUCTS	\$500,000	N/A	0	In progress
2019	Construction	Construction	James G. Davis Construction Corporation	\$70,897,459	N/A	0	In progress
2019	Construction	Construction	Robey, Inc.	\$1,105,000	N/A	0	In progress
2019	Non-Construction	Non-Construction	ADVANCED NETWORK CONSULTING	\$614,014	N/A	0	In progress
2019	Construction	Construction	Allstate Flooring of DC, LLC	\$223,300	N/A	0	In progress
2019	Construction	Construction	American Stone Virginia, LLC	\$716,065	N/A	0	In progress
2019	Non-Construction	Non-Construction	Center for the Study of Social Policy	\$950,000	N/A	0	In progress
2019	Non-Construction	Non-Construction	THE AQUILINE GROUP	\$900,000	N/A	0	In progress
2019	Construction	Construction	Heritage Mechanical, LLC	\$1,959,500	N/A	0	In progress
2019	Construction	Construction	Modular Genius, Inc.	\$678,604	N/A	0	Yes

Executed Agreement Date	Incentive name* (ex: name of grant or tax incentive)	Type of incentive* (ex: grant, tax abatement, loan)	Recipient name*	Incentive amount*	MAR Address / location of investment	Number of District residents employed as a direct result of this investment	Is recipient in compliance with District resident employment requirements?
2019	Construction	Construction	Southland Insulators, Inc.	\$460,200	N/A	0	In progress
2019	Non-Construction	Non-Construction	BEN S CHILE BOWL	\$1,000,000	N/A	0	In progress
2019	Non-Construction	Non-Construction	FLEETPRO INC	\$900,000	N/A	0	In progress
2019	Non-Construction	Non-Construction	JADD SOLUTIONS LLC	\$10,000,000	N/A	0	In progress
2019	Non-Construction	Non-Construction	MT&G	\$100,000	N/A	0	N/A
2019	Non-Construction	Non-Construction	NETWORKING FOR FUTURE, INC.	\$1,421,731	N/A	0	In progress
2019	Non-Construction	Non-Construction	TOUCAN PRINTING AND PROMOTIONAL PRODUCTS	\$400,000	N/A	0	In progress
2019	Construction	Construction	Case Foundation Company	\$2,573,000	N/A	1	In progress
2019	Construction	Construction	Hayward Barker Inc.	\$16,000,000	N/A	0	In progress
2019	Construction	Construction	Joseph J. Magnolia, Inc.	\$238,000	N/A	0	In progress
10/1/2019	Construction	Construction	Fairway Building Products, LLC	\$274,819	N/A	0	In Progress



<b>Executed Agreement Date</b>	<b>Incentive name* (ex: name of grant or tax incentive)</b>	<b>Type of incentive* (ex: grant, tax abatement, loan)</b>	<b>Recipient name*</b>	<b>Incentive amount*</b>	<b>MAR Address / location of investment</b>	<b>Number of District residents employed as a direct result of this investment</b>	<b>Is recipient in compliance with District resident employment requirements?</b>
10/1/2019	Construction	Construction	Clark Foundations, LLC	\$1,600,000	N/A	2	In Progress
10/1/2019	Construction	Construction	Griffin Dewatering Mid-Atlantic, LLC	\$238,000	N/A	1	Yes
10/1/2019	Construction	Construction	The Anderson Company, LLC	\$1,225,000	N/A	0	In Progress
10/2/2019	Construction	Construction	M&M Appliance Sales and Service, Inc.	\$114,598	N/A	0	Yes
10/2/2019	Construction	Construction	Thyssenkrupp Elevator Company	\$1,570,000	N/A	0	In Progress
10/4/2019	Construction	Construction	Nannie Helen Owner, LLC	\$15,600,000	N/A	0	In Progress
10/10/2019	Construction	Construction	Kennedy Street Community Partners, LLC	\$8,495,550	N/A	0	N/A
10/10/2019	Construction	Construction	Prospect Waterproofing Co.	\$464,225	N/A	0	Yes
10/10/2019	Construction	Construction	Chiaromonte Construction Company	\$380,431	N/A	0	In Progress
10/10/2019	Construction	Construction	D.H. Kim Enterprises, Inc.	\$335,000	N/A	0	In Progress
10/10/2019	Construction	Construction	PRESTIGE GROUP INC	\$13,715,505	N/A	0	In Progress

<b>Executed Agreement Date</b>	<b>Incentive name* (ex: name of grant or tax incentive)</b>	<b>Type of incentive* (ex: grant, tax abatement, loan)</b>	<b>Recipient name*</b>	<b>Incentive amount*</b>	<b>MAR Address / location of investment</b>	<b>Number of District residents employed as a direct result of this investment</b>	<b>Is recipient in compliance with District resident employment requirements?</b>
10/11/2019	Construction	Construction	Fairway Building Products, LLC	\$383,875	N/A	0	N/A
10/11/2019	Construction	Construction	Kalkreuth Roofing & Sheet Metal, Inc.	\$17,947,789	N/A	1	Yes
10/15/2019	Construction	Construction	Bausum & Duckett Electric, LLC	\$5,244,000	N/A	0	Yes
10/15/2019	Construction	Construction	Baker DC, LLC	\$11,658,890	N/A	16	In Progress
10/15/2019	Construction	Construction	Power Design, Inc.	\$6,090,826	N/A	2	In Progress
10/15/2019	Construction	Construction	Fort Myer Construction Corporation	\$1,022,850	N/A	0	In Progress
10/18/2019	Construction	Construction	Berkel & Company Contractors, Inc.	\$2,535,000	N/A	1	In Progress
10/18/2019	Construction	Construction	Goldin & Stafford, Inc.	\$1,400,000	N/A	0	In Progress
10/18/2019	Construction	Construction	JOHN MORIARTY & ASSOCIATES OF VA LLC	\$98,239,576	N/A	0	In Progress
10/18/2019	Construction	Construction	Power Design, Inc.	\$9,420,250	N/A	0	In Progress
10/24/2019	Construction	Construction	WCS Construction, LLC	\$19,970,953	N/A	0	In Progress
10/25/2019	Construction	Construction	ADM Concrete Construction	\$1,340,000	N/A	0	In Progress
10/25/2019	Construction	Construction	Gradeline Engineers	\$375,000	N/A	0	In Progress
10/25/2019	Construction	Construction	Griffin Dewatering, LLC	\$542,000	N/A	0	In Progress

<b>Executed Agreement Date</b>	<b>Incentive name* (ex: name of grant or tax incentive)</b>	<b>Type of incentive* (ex: grant, tax abatement, loan)</b>	<b>Recipient name*</b>	<b>Incentive amount*</b>	<b>MAR Address / location of investment</b>	<b>Number of District residents employed as a direct result of this investment</b>	<b>Is recipient in compliance with District resident employment requirements?</b>
10/25/2019	Construction	Construction	Hammonds Masonry	\$480,000	N/A	0	In Progress
10/25/2019	Construction	Construction	Ivotech Mechanical Services, LLC	\$397,918	N/A	0	In Progress
10/25/2019	Construction	Construction	Main Line Commercial Pools, Inc	\$2,420,000	N/A	0	In Progress
10/25/2019	Construction	Construction	UNIQUE ELECTRICAL SERVICES INC	\$651,016	N/A	0	In Progress
10/29/2019	Construction	Construction	CM Heating and Cooling Mechanical Services, Inc.	\$1,110,000	N/A	3	In Progress
11/4/2019	Construction	Construction	WKM SOLUTIONS LLC	\$396,880	N/A	0	In Progress
11/5/2019	Construction	Construction	Floors, Etc.	\$1,034,205	N/A	0	Yes
11/6/2019	Construction	Construction	Joseph J. Magnolia, Inc.	\$295,000	N/A	2	In Progress
11/6/2019	Construction	Construction	GT Contracting Corporation	\$3,652,000	N/A	4	In Progress
11/6/2019	Construction	Construction	VSC Fire & Security Inc	\$1,120,000	N/A	0	In Progress
11/8/2019	Construction	Construction	A. Wash & Associates, Inc.	\$411,500	N/A	0	Yes
11/8/2019	Construction	Construction	V&V CONSTRUCTION CO INC	\$590,692	N/A	0	In Progress
11/8/2019	Construction	Construction	Best Way Electric	\$1,845,371	N/A	0	In Progress

<b>Executed Agreement Date</b>	<b>Incentive name* (ex: name of grant or tax incentive)</b>	<b>Type of incentive* (ex: grant, tax abatement, loan)</b>	<b>Recipient name*</b>	<b>Incentive amount*</b>	<b>MAR Address / location of investment</b>	<b>Number of District residents employed as a direct result of this investment</b>	<b>Is recipient in compliance with District resident employment requirements?</b>
11/8/2019	Construction	Construction	Construction Trades Services, Inc.	\$1,718,710	N/A	0	In Progress
11/8/2019	Construction	Construction	L.A. Howard Construction	\$1,430,000	N/A	0	In Progress
11/8/2019	Construction	Construction	L.A. Howard Construction	\$5,600,000	N/A	0	In Progress
11/13/2019	Construction	Construction	Joseph J. Magnolia, Inc.	\$508,000	N/A	2	In Progress
11/13/2019	Construction	Construction	Paradigm Contractors II, LLC	\$2,899,117	N/A	0	In Progress
11/13/2019	Construction	Construction	Fairway Building Products, LLC	\$94,700	N/A	0	In Progress
11/13/2019	Construction	Construction	Paradigm Contractors II, LLC	\$17,574,715	N/A	0	In Progress
11/13/2019	Construction	Construction	Potomac Architectural Millwork Corporation	\$223,400	N/A	0	In Progress
11/13/2019	Construction	Construction	MCN Build	\$46,000,000	N/A	0	In Progress
11/13/2019	Construction	Construction	MCN Build	\$114,950,000	N/A	0	In Progress
11/18/2019	Construction	Construction	Miller & Long Company, Inc.	\$2,609,675	N/A	12	In Progress
11/18/2019	Construction	Construction	Miller and Long DC, Inc	\$17,200,000	N/A	0	In Progress
11/18/2019	Construction	Construction	ACProducts, Inc.	\$129,742	N/A	0	Yes

<b>Executed Agreement Date</b>	<b>Incentive name* (ex: name of grant or tax incentive)</b>	<b>Type of incentive* (ex: grant, tax abatement, loan)</b>	<b>Recipient name*</b>	<b>Incentive amount*</b>	<b>MAR Address / location of investment</b>	<b>Number of District residents employed as a direct result of this investment</b>	<b>Is recipient in compliance with District resident employment requirements?</b>
11/18/2019	Construction	Construction	ecospaces	\$347,892	N/A	0	Yes
11/18/2019	Construction	Construction	Nai Xander	\$310,000	N/A	9	Yes
11/18/2019	Construction	Construction	Schindler Elevator Corporation	\$125,000	N/A	0	Yes
11/18/2019	Construction	Construction	Signature Technology Solutions, LLC	\$70,000	N/A	1	Yes
11/18/2019	Construction	Construction	Allstate Flooring of DC, LLC	\$140,000	N/A	0	Yes
11/18/2019	Construction	Construction	Centennial Builders, Inc.	\$1,105,000	N/A	0	Yes
11/18/2019	Construction	Construction	DC FIRE PROTECTION LLC	\$148,625	N/A	0	Yes
11/18/2019	Construction	Construction	Revolution Window System	\$140,000	N/A	0	Yes
11/18/2019	Construction	Construction	Schindler Elevator Corporation	\$121,000	N/A	0	Yes
11/18/2019	Construction	Construction	Angel Contracting Service, LLC	\$542,759	N/A	0	In Progress
11/21/2019	Construction	Construction	Valid Electric Co., Inc.	\$922,479	N/A	1	Yes
11/21/2019	Construction	Construction	Genco Masonry, Inc.	\$1,675,000	N/A	0	In Progress
11/21/2019	Construction	Construction	Cianbro Corporation	\$25,000,000	N/A	0	N/A

<b>Executed Agreement Date</b>	<b>Incentive name* (ex: name of grant or tax incentive)</b>	<b>Type of incentive* (ex: grant, tax abatement, loan)</b>	<b>Recipient name*</b>	<b>Incentive amount*</b>	<b>MAR Address / location of investment</b>	<b>Number of District residents employed as a direct result of this investment</b>	<b>Is recipient in compliance with District resident employment requirements?</b>
11/21/2019	Construction	Construction	M.C. Dean, Inc.	\$853,278	N/A	0	N/A
11/21/2019	Construction	Construction	JOHN MORIARTY & ASSOCIATES OF VA LLC	\$136,850,000	N/A	0	In Progress
11/21/2019	Construction	Construction	JM Utility Group	\$187,000	N/A	0	In Progress
11/21/2019	Construction	Construction	Broughton Construction Company, LLC	\$976,477	N/A	0	In Progress
11/21/2019	Construction	Construction	CAREYS MECHANICAL LLC	\$1,800,000	N/A	5	In Progress
11/21/2019	Construction	Construction	JPN Masonry, LLC	\$1,610,200	N/A	0	In Progress
11/22/2019	Construction	Construction	R&R Mechanical, LLC	\$13,450,000	N/A	0	In Progress
11/22/2019	Construction	Construction	M&M Appliance Sales and Service, Inc.	\$114,598	N/A	0	Yes
11/22/2019	Construction	Construction	General Sheet Metal Mechanical	\$1,519,825	N/A	1	In Progress
11/22/2019	Construction	Construction	Benchmark Building Enclosure, Inc.	\$884,922	N/A	0	In Progress
11/22/2019	Construction	Construction	E.E. Marr Erectors, Inc.	\$110,800	N/A	0	In Progress
11/22/2019	Construction	Construction	Mileham & King, Inc.	\$377,500	N/A	0	In Progress
11/26/2019	Construction	Construction	Genco Masonry, Inc.	\$200,000	N/A	6	N/A
12/3/2019	Construction	Construction	CM Construction, Inc.	\$2,581,255	N/A	3	In Progress

Executed Agreement Date	Incentive name* (ex: name of grant or tax incentive)	Type of incentive* (ex: grant, tax abatement, loan)	Recipient name*	Incentive amount*	MAR Address / location of investment	Number of District residents employed as a direct result of this investment	Is recipient in compliance with District resident employment requirements?
12/3/2019	Construction	Construction	THE BRIGHTWOOD GARDENS COOPERATIVE	\$2,919,059	N/A	0	In Progress
12/5/2019	Construction	Construction	POS Construction Inc.	\$317,500	N/A	0	Yes
12/5/2019	Construction	Construction	Flippo Construction Company, Inc.	\$610,000	N/A	5	In Progress
12/5/2019	Construction	Construction	Joseph J. Magnolia, Inc.	\$1,500,520	N/A	0	In Progress
12/10/2019	Construction	Construction	Joseph J. Magnolia, Inc.	\$300,000	N/A	0	In Progress
12/11/2019	Construction	Construction	JV Heating	\$700,000	N/A	0	In Progress
12/11/2019	Construction	Construction	Nelson Caulking	\$399,402	N/A	0	In Progress
12/11/2019	Construction	Construction	Vetro Building Envelope	\$6,383,484	N/A	8	In Progress
12/11/2019	Construction	Construction	FAE Construction LLC	\$425,442	N/A	0	In Progress
12/12/2019	Construction	Construction	IRON FABRICATION SERVICES LLC	\$846,590	N/A	0	In Progress
12/14/2019	Construction	Construction	J R B LLC	\$519,300	N/A	0	In Progress
12/14/2019	Construction	Construction	Total Electric, Inc.	\$1,282,000	N/A	0	In Progress
12/14/2019	Construction	Construction	GMI Professional Landscaping Inc	\$165,300	N/A	0	In Progress
12/14/2019	Construction	Construction	J & Lo Plumbing	\$710,000	N/A	0	In Progress
12/19/2019	Construction	Construction	Strittmatter Metro, LLC	\$480,000	N/A	0	In Progress

Executed Agreement Date	Incentive name* (ex: name of grant or tax incentive)	Type of incentive* (ex: grant, tax abatement, loan)	Recipient name*	Incentive amount*	MAR Address / location of investment	Number of District residents employed as a direct result of this investment	Is recipient in compliance with District resident employment requirements?
12/19/2019	Construction	Construction	Spring Flats MD LLC (C/O Victory Housing, Inc.)	\$50,932,150	N/A	0	In Progress
12/19/2019	Construction	Construction	Hugee Corporation	\$300,000	N/A	0	In Progress
12/20/2019	Construction	Construction	Chutes International	\$104,861	N/A	0	N/A
12/20/2019	Construction	Construction	Baker DC, LLC	\$46,392,338	N/A	168	In Progress
12/20/2019	Construction	Construction	Andiemac Waterproofing	\$322,000	N/A	0	In Progress
12/20/2019	Construction	Construction	Baker DC, LLC	\$18,069,248	N/A	11	In Progress
12/20/2019	Construction	Construction	COLT BUILDERS CORP	\$3,834,132	N/A	0	In Progress
12/20/2019	Construction	Construction	Fairway Building Products, LLC	\$667,272	N/A	0	In Progress
12/20/2019	Construction	Construction	Unified Door and Hardware Group LLC	\$2,362,974	N/A	0	In Progress
12/20/2019	Grant	Grant	STUDIO THEATRE INC	\$300,000	N/A	0	In Progress
12/21/2019	Construction	Construction	B&M International Steel Company	\$1,873,449	N/A	0	In Progress
12/21/2019	Construction	Construction	Berkel & Company Contractors, Inc.	\$2,097,750	N/A	2	In Progress
12/30/2019	Construction	Construction	GTECH CORPORATION	\$980,000	N/A	0	In Progress
1/2/2020	Construction	Construction	Advanced Window, Inc.	\$300,000	N/A	0	In Progress



<b>Executed Agreement Date</b>	<b>Incentive name* (ex: name of grant or tax incentive)</b>	<b>Type of incentive* (ex: grant, tax abatement, loan)</b>	<b>Recipient name*</b>	<b>Incentive amount*</b>	<b>MAR Address / location of investment</b>	<b>Number of District residents employed as a direct result of this investment</b>	<b>Is recipient in compliance with District resident employment requirements?</b>
1/2/2020	Construction	Construction	R. Bratti Associates, Inc.	\$377,500	N/A	0	In Progress
1/8/2020	Construction	Construction	Worcester Eisenbrandt, Inc.	\$435,700	N/A	0	In Progress
1/8/2020	Construction	Construction	Worcester Eisenbrandt, Inc.	\$1,276,479	N/A	5	In Progress
1/9/2020	Construction	Construction	JOHN MORIARTY & ASSOCIATES OF VA LLC	\$61,139,833	N/A	0	In Progress
1/16/2020	Construction	Construction	AES Electrical Inc. DBA Freestate Electrical Construction	\$5,580,000	N/A	8	In Progress
1/17/2020	Construction	Construction	CP Market Terminal LLC	\$61,139,833	N/A	0	In Progress
1/22/2020	Construction	Construction	DR Construction & Consulting, Inc.	\$2,219,400	N/A	0	In Progress
1/22/2020	Construction	Construction	IRON FABRICATION SERVICES LLC	\$1,086,770	N/A	3	In Progress
1/22/2020	Construction	Construction	Power Design, Inc.	\$4,232,818	N/A	5	In Progress
1/22/2020	Construction	Construction	Prospect Waterproofing Co.	\$1,692,000	N/A	0	In Progress
1/22/2020	Construction	Construction	Shapiro & Duncan, Inc.	\$8,245,500	N/A	0	In Progress
1/22/2020	Construction	Construction	Wings Enterprises, Inc.	\$648,412	N/A	3	In Progress

Executed Agreement Date	Incentive name* (ex: name of grant or tax incentive)	Type of incentive* (ex: grant, tax abatement, loan)	Recipient name*	Incentive amount*	MAR Address / location of investment	Number of District residents employed as a direct result of this investment	Is recipient in compliance with District resident employment requirements?
1/23/2020	Construction	Construction	R.B. Hinkle Construction, Inc.	\$163,000	N/A	0	Yes
1/23/2020	Construction	Construction	Trusted Solutions Group, Inc.	\$235,300	N/A	0	Yes
1/27/2020	Construction	Construction	McCullough Construction, LLC	\$62,058,337	N/A	0	In Progress
1/27/2020	Construction	Construction	Belfast DC LLC	\$11,702,200	N/A	17	Yes
1/29/2020	Construction	Construction	M&M Appliance Sales and Service, Inc.	\$1,156,242	N/A	0	In Progress
1/29/2020	Construction	Construction	Otis Elevator Company	\$1,238,040	N/A	0	In Progress
1/29/2020	Construction	Construction	Pico Industries	\$1,339,142	N/A	0	In Progress
1/29/2020	Construction	Construction	RWH Contracting Inc.	\$3,005,610	N/A	0	In Progress
1/30/2020	Construction	Construction	Royal Homes	\$770,000	N/A	0	In Progress
2/5/2020	Construction	Construction	James G. Davis Construction Corporation	\$47,250,000	N/A	0	In Progress
2/5/2020	Construction	Construction	Ruppert Landscape, Inc.	\$780,000	N/A	6	In Progress
2/5/2020	Construction	Construction	Shickel Corporation	\$1,075,000	N/A	0	In Progress
2/5/2020	Construction	Construction	FieldTurf USA, Inc.	\$739,624	N/A	0	In Progress
2/6/2020	Construction	Construction	Delta Painting	\$208,000	N/A	0	In Progress
2/6/2020	Construction	Construction	Partition Plus, Inc.	\$377,500	N/A	0	In Progress

<b>Executed Agreement Date</b>	<b>Incentive name* (ex: name of grant or tax incentive)</b>	<b>Type of incentive* (ex: grant, tax abatement, loan)</b>	<b>Recipient name*</b>	<b>Incentive amount*</b>	<b>MAR Address / location of investment</b>	<b>Number of District residents employed as a direct result of this investment</b>	<b>Is recipient in compliance with District resident employment requirements?</b>
2/6/2020	Construction	Construction	Source One Flooring	\$553,000	N/A	0	In Progress
2/13/2020	Construction	Construction	Manganaro Midatlantic, LLC	\$4,478,000	N/A	1	In Progress
2/13/2020	Construction	Construction	Seal Caulking & Waterproofing, LLC	\$485,000	N/A	0	In Progress
2/13/2020	Construction	Construction	CAREYS MECHANICAL LLC	\$175,000	N/A	1	Yes
2/13/2020	Construction	Construction	CAREYS MECHANICAL LLC	\$175,000	N/A	0	Yes
2/13/2020	Construction	Construction	CAREYS MECHANICAL LLC	\$140,000	N/A	0	Yes
2/14/2020	Construction	Construction	Gordon Contractors, Inc.	\$615,000	N/A	2	In Progress
2/18/2020	Construction	Construction	Keller North America	\$16,000,000	N/A	6	In Progress
2/19/2020	Construction	Construction	American Automatic Sprinkler Company, Inc.	\$636,000	N/A	0	In Progress
2/19/2020	Construction	Construction	Calvert Masonry, Inc.	\$1,516,000	N/A	2	In Progress
2/20/2020	Construction	Construction	AGM Contracting Inc.	\$1,150,000	N/A	4	In Progress
2/20/2020	Construction	Construction	CB Flooring, LLC	\$1,142,000	N/A	0	Yes
2/20/2020	Construction	Construction	Integrated Contracting Group VA LLC	\$2,404,800	N/A	0	In Progress

Executed Agreement Date	Incentive name* (ex: name of grant or tax incentive)	Type of incentive* (ex: grant, tax abatement, loan)	Recipient name*	Incentive amount*	MAR Address / location of investment	Number of District residents employed as a direct result of this investment	Is recipient in compliance with District resident employment requirements?
2/20/2020	Construction	Construction	Congressional Iron Works Inc	\$257,550	N/A	0	Yes
2/20/2020	Construction	Construction	Columbia Woodworking, Inc.	\$113,087	N/A	0	Yes
2/20/2020	Construction	Construction	Guzmans Lawn Care and Landscaping	\$141,825	N/A	0	Yes
2/20/2020	Construction	Construction	JPN Masonry, LLC	\$376,380	N/A	0	Yes
2/20/2020	Construction	Construction	Rath Enterprise Inc.	\$323,250	N/A	7	Yes
2/20/2020	Construction	Construction	Hitt Contracting INC	\$10,171,411	N/A	0	In Progress
2/20/2020	Construction	Construction	Bohler Engineering VA, LLC	\$124,000	N/A	0	In Progress
2/20/2020	Construction	Construction	Chutes International	\$115,000	N/A	0	N/A
2/20/2020	Construction	Construction	Endurable Building Products, Inc.	\$447,580	N/A	0	In Progress
2/20/2020	Construction	Construction	Gordon Contractors, Inc.	\$400,300	N/A	0	In Progress
2/20/2020	Construction	Construction	Italkraft Mid-Atlantic	\$2,345,884	N/A	0	In Progress
2/20/2020	Construction	Construction	Mito Insulation, Inc.	\$237,360	N/A	0	In Progress
2/20/2020	Construction	Construction	Olympia Swimming Pool Co.	\$183,075	N/A	0	N/A
2/20/2020	Construction	Construction	Power Design, Inc.	\$9,700,000	N/A	1	In Progress

<b>Executed Agreement Date</b>	<b>Incentive name* (ex: name of grant or tax incentive)</b>	<b>Type of incentive* (ex: grant, tax abatement, loan)</b>	<b>Recipient name*</b>	<b>Incentive amount*</b>	<b>MAR Address / location of investment</b>	<b>Number of District residents employed as a direct result of this investment</b>	<b>Is recipient in compliance with District resident employment requirements?</b>
2/20/2020	Construction	Construction	Telligent Masonry, LLC	\$1,690,000	N/A	2	In Progress
2/20/2020	Construction	Construction	TSI Architectural Metals Inc.	\$12,907,978	N/A	0	In Progress
2/20/2020	Construction	Construction	VSC Fire & Security Inc	\$1,854,000	N/A	0	In Progress
2/20/2020	Construction	Construction	Anacostia Gardens Owner LLC	\$9,850,000	N/A	0	In Progress
2/21/2020	Construction	Construction	Power Design, Inc.	\$1,618,079	N/A	0	In Progress
2/21/2020	Construction	Construction	Metro Earthworks	\$1,275,800	N/A	0	In Progress
2/21/2020	Construction	Construction	Superior Foundation, Inc.	\$398,060	N/A	0	No
2/21/2020	Construction	Construction	Tricon Construction, Inc.	\$2,990,000	N/A	0	In Progress
2/24/2020	Construction	Construction	Plumbing to the Rescue, Inc.	\$240,000	N/A	0	In Progress
2/24/2020	Construction	Construction	Dowd Contracting Corporation	\$149,000	N/A	0	Yes
2/24/2020	Grant	Grant	300 Morse CPK Owner, LLC	\$300,000	N/A	0	In Progress
2/24/2020	Construction	Construction	C&R Custom Paint LLC	\$283,209	N/A	1	In Progress
2/24/2020	Construction	Construction	BB Co Construction, LLC	\$163,274	N/A	0	In Progress

Executed Agreement Date	Incentive name* (ex: name of grant or tax incentive)	Type of incentive* (ex: grant, tax abatement, loan)	Recipient name*	Incentive amount*	MAR Address / location of investment	Number of District residents employed as a direct result of this investment	Is recipient in compliance with District resident employment requirements?
2/24/2020	Construction	Construction	EASTERN BRANCH DEMOLITION LLC	\$302,703	N/A	0	In Progress
2/24/2020	Construction	Construction	Kalos Construction	\$246,783	N/A	0	In Progress
2/24/2020	Construction	Construction	W.H. Boyer, Inc.	\$466,000	N/A	0	In Progress
2/24/2020	Construction	Construction	AES Electrical Inc. DBA Freestate Electrical Construction	\$326,818	N/A	0	In Progress
2/24/2020	Construction	Construction	Atlas Foundations of Washington, LLC	\$420,000	N/A	0	In Progress
2/24/2020	Construction	Construction	Harbor Roofing & Contracting, Inc.	\$409,000	N/A	0	In Progress
2/25/2020	Construction	Construction	Plumbing to the Rescue, Inc.	\$330,040	N/A	0	In Progress
2/25/2020	Construction	Construction	TSI/Exterior Wall Systems, Inc.	\$800,000	N/A	0	In Progress
2/25/2020	Construction	Construction	Champion Iron Works, Inc.	\$3,600,000	N/A	0	In Progress
2/25/2020	Construction	Construction	Strittmatter Metro, LLC	\$1,670,000	N/A	0	In Progress
2/25/2020	Construction	Construction	800 Southern Avenue, LLC	\$20,980,000	N/A	0	In Progress
2/25/2020	Construction	Construction	Jose Carpentry Inc.	\$1,232,492	N/A	0	In Progress

<b>Executed Agreement Date</b>	<b>Incentive name* (ex: name of grant or tax incentive)</b>	<b>Type of incentive* (ex: grant, tax abatement, loan)</b>	<b>Recipient name*</b>	<b>Incentive amount*</b>	<b>MAR Address / location of investment</b>	<b>Number of District residents employed as a direct result of this investment</b>	<b>Is recipient in compliance with District resident employment requirements?</b>
2/26/2020	Construction	Construction	Baker DC, LLC	\$1,621,500	N/A	0	In Progress
2/26/2020	Construction	Construction	Castle Sprinkler & Alarm	\$264,900	N/A	0	In Progress
2/26/2020	Construction	Construction	Granite America Kitchen & Bathroom/Countertopia	\$179,783	N/A	0	Yes
2/26/2020	Construction	Construction	The Pierce Painting & Wall Covering	\$255,000	N/A	0	Yes
2/26/2020	Construction	Construction	Joseph J. Magnolia, Inc.	\$386,000	N/A	0	In Progress
2/27/2020	Construction	Construction	MAROUS BROTHERS CONSTRUCTION INC	\$20,980,000	N/A	0	N/A
2/27/2020	Construction	Construction	Hamel Builders, Inc.	\$28,296,182	N/A	0	In Progress
2/27/2020	Construction	Construction	Spring Flats MD LLC (C/O Victory Housing, Inc.)	\$26,444,273	N/A	0	N/A
3/2/2020	Construction	Construction	Pro-Pave, Inc.	\$512,800	N/A	0	In Progress
3/2/2020	Construction	Construction	RC Contracting	\$885,250	N/A	6	Yes
3/2/2020	Construction	Construction	Prospect Waterproofing Co.	\$3,207,555	N/A	0	In Progress
3/2/2020	Construction	Construction	A&M Drywall Construction	\$6,525,000	N/A	0	N/A

<b>Executed Agreement Date</b>	<b>Incentive name* (ex: name of grant or tax incentive)</b>	<b>Type of incentive* (ex: grant, tax abatement, loan)</b>	<b>Recipient name*</b>	<b>Incentive amount*</b>	<b>MAR Address / location of investment</b>	<b>Number of District residents employed as a direct result of this investment</b>	<b>Is recipient in compliance with District resident employment requirements?</b>
3/3/2020	Construction	Construction	J&C Framing	\$250,000	N/A	0	In Progress
3/3/2020	Construction	Construction	Baker DC, LLC	\$15,187,000	N/A	32	In Progress
3/3/2020	Construction	Construction	Breeden Mechanical Design, Inc.	\$12,270,000	N/A	0	N/A
3/3/2020	Construction	Construction	Gordon Contractors, Inc.	\$1,393,300	N/A	1	In Progress
3/3/2020	Construction	Construction	IRON FABRICATION SERVICES LLC	\$1,215,000	N/A	0	In Progress
3/3/2020	Construction	Construction	Otis Elevator Company	\$1,495,000	N/A	0	In Progress
3/3/2020	Construction	Construction	C&G Carpentry Services, Inc.	\$679,578	N/A	0	In Progress
3/4/2020	Construction	Construction	Pro Air, Inc.	\$13,377,350	N/A	0	In Progress
3/4/2020	Construction	Construction	Rath Enterprise Inc.	\$1,624,000	N/A	0	In Progress
3/4/2020	Construction	Construction	S & R ENTERPRISES LLC	\$975,000	N/A	0	In Progress
3/4/2020	Construction	Construction	Strait Steel, Inc.	\$5,373,991	N/A	0	In Progress
3/6/2020	Construction	Construction	B&K Distributors	\$130,000	N/A	0	In Progress
3/6/2020	Construction	Construction	Burch's Caulking & Waterproofing, Inc.	\$145,330	N/A	0	In Progress
3/6/2020	Construction	Construction	Castle Sprinkler & Alarm	\$994,100	N/A	0	In Progress
3/6/2020	Construction	Construction	COLT BUILDERS CORP	\$1,361,000	N/A	0	Yes



Executed Agreement Date	Incentive name* (ex: name of grant or tax incentive)	Type of incentive* (ex: grant, tax abatement, loan)	Recipient name*	Incentive amount*	MAR Address / location of investment	Number of District residents employed as a direct result of this investment	Is recipient in compliance with District resident employment requirements?
3/6/2020	Construction	Construction	Congressional Iron Works Inc	\$762,450	N/A	0	Yes
3/6/2020	Construction	Construction	GOODWIN BROTHERS SHADES & SPECIALTIES	\$129,800	N/A	0	N/A
3/6/2020	Construction	Construction	Granite America Kitchen & Bathroom/Countertopia	\$496,093	N/A	0	Yes
3/6/2020	Construction	Construction	J&C Framing	\$800,364	N/A	0	In Progress
3/6/2020	Construction	Construction	Ramsey Masonry Company, Inc.	\$2,748,144	N/A	0	In Progress
3/6/2020	Construction	Construction	RFC, Inc.	\$4,810,000	N/A	0	In Progress
3/6/2020	Construction	Construction	Superior Foundation, Inc.	\$910,700	N/A	9	Yes
3/6/2020	Construction	Construction	The Pierce Painting & Wall Covering	\$803,000	N/A	0	In Progress
3/6/2020	Construction	Construction	JPN Masonry, LLC	\$412,942	N/A	0	Yes
3/6/2020	Construction	Construction	LIW Ironworks Inc.	\$290,000	N/A	1	Yes
3/6/2020	Construction	Construction	Precision Doors & Hardware, LLC	\$173,868	N/A	0	Yes

Executed Agreement Date	Incentive name* (ex: name of grant or tax incentive)	Type of incentive* (ex: grant, tax abatement, loan)	Recipient name*	Incentive amount*	MAR Address / location of investment	Number of District residents employed as a direct result of this investment	Is recipient in compliance with District resident employment requirements?
3/6/2020	Construction	Construction	UNIQUE CONSTRUCTION	\$275,000	N/A	6	Yes
3/6/2020	Construction	Construction	Clark Construction Group, LLC	\$42,797,969	N/A	0	N/A
3/6/2020	Construction	Construction	Clark Construction Group, LLC	\$194,932,794	N/A	0	In Progress
3/6/2020	Construction	Construction	Gordon Contractors, Inc.	\$4,211,700	N/A	0	In Progress
3/6/2020	Construction	Construction	H.D. Smith Company, Inc.	\$3,552,800	N/A	0	N/A
3/6/2020	Construction	Construction	Jefferson Millwork & Design, Inc.	\$1,175,000	N/A	0	N/A
3/6/2020	Construction	Construction	Manganaro Midatlantic, LLC	\$12,366,000	N/A	0	N/A
3/6/2020	Construction	Construction	Manganaro Midatlantic, LLC	\$3,195,000	N/A	0	N/A
3/6/2020	Construction	Construction	PCC Construction Components	\$6,955,000	N/A	0	N/A
3/6/2020	Construction	Construction	Power Design, Inc.	\$17,574,250	N/A	0	In Progress
3/6/2020	Construction	Construction	Shirley Contracting Company, LLC	\$3,080,000	N/A	0	In Progress

<b>Executed Agreement Date</b>	<b>Incentive name* (ex: name of grant or tax incentive)</b>	<b>Type of incentive* (ex: grant, tax abatement, loan)</b>	<b>Recipient name*</b>	<b>Incentive amount*</b>	<b>MAR Address / location of investment</b>	<b>Number of District residents employed as a direct result of this investment</b>	<b>Is recipient in compliance with District resident employment requirements?</b>
3/6/2020	Construction	Construction	Vetro Building Envelope	\$9,091,000	N/A	0	N/A
3/9/2020	Construction	Construction	Goldin & Stafford, Inc.	\$306,595	N/A	1	In Progress
3/9/2020	Construction	Construction	National Cable Construction, Inc.	\$482,784	N/A	0	In Progress
3/9/2020	Construction	Construction	Floors, Etc.	\$1,768,366	N/A	0	In Progress
3/9/2020	Construction	Construction	Potomac Architectural Millwork Corporation	\$303,310	N/A	0	In Progress
3/9/2020	Construction	Construction	COLT BUILDERS CORP	\$760,000	N/A	0	Yes
3/9/2020	Construction	Construction	Ramsey Masonry Company, Inc.	\$877,420	N/A	0	In Progress
3/9/2020	Construction	Construction	The Anderson Company, LLC	\$850,100	N/A	0	In Progress
3/9/2020	Construction	Construction	AGS FRAME LLC	\$244,481	N/A	2	In Progress
3/9/2020	Construction	Construction	MCN Build	\$18,934,335	N/A	0	In Progress
3/10/2020	Construction	Construction	East Coast Poured Floors, Inc.	\$275,140	N/A	0	In Progress
3/11/2020	Construction	Construction	Inново Construction	\$415,300	N/A	0	N/A
3/11/2020	Construction	Construction	Jefferson Millwork & Design, Inc.	\$775,000	N/A	0	N/A
3/11/2020	Construction	Construction	AIW, Inc.	\$5,050,000	N/A	0	In Progress

<b>Executed Agreement Date</b>	<b>Incentive name* (ex: name of grant or tax incentive)</b>	<b>Type of incentive* (ex: grant, tax abatement, loan)</b>	<b>Recipient name*</b>	<b>Incentive amount*</b>	<b>MAR Address / location of investment</b>	<b>Number of District residents employed as a direct result of this investment</b>	<b>Is recipient in compliance with District resident employment requirements?</b>
3/11/2020	Construction	Construction	Anderson Mechanical Services, Inc.	\$7,250,000	N/A	0	N/A
3/11/2020	Construction	Construction	Andiemac Waterproofing	\$730,000	N/A	0	N/A
3/11/2020	Construction	Construction	R. Bratti Associates, Inc.	\$480,000	N/A	0	N/A
3/11/2020	Construction	Construction	R.B. Hinkle Construction, Inc.	\$553,827	N/A	0	N/A
3/11/2020	Construction	Construction	JJPS, Inc.	\$903,760	N/A	0	In Progress
3/12/2020	Construction	Construction	Big Stuff, Inc.	\$133,000	N/A	0	N/A
3/12/2020	Construction	Construction	Brothers Mechanical, Inc.	\$4,080,000	N/A	0	N/A
3/12/2020	Construction	Construction	R.V. Carey's Plumbing & Heating, Inc.	\$10,220,000	N/A	0	In Progress
3/12/2020	Construction	Construction	The G-S Company	\$153,800	N/A	0	N/A
3/12/2020	Construction	Construction	Otis Elevator Company	\$1,654,900	N/A	0	In Progress
3/12/2020	Construction	Construction	INDUSTRIAL POWER SOLUTION LLC	\$108,065	N/A	0	In Progress
3/13/2020	Construction	Construction	Vetro Building Envelope	\$270,000	N/A	0	N/A
3/13/2020	Construction	Construction	Otis Elevator Company	\$1,730,000	N/A	0	In Progress
3/16/2020	Construction	Construction	United Builders Corp	\$415,000	N/A	0	In Progress

<b>Executed Agreement Date</b>	<b>Incentive name* (ex: name of grant or tax incentive)</b>	<b>Type of incentive* (ex: grant, tax abatement, loan)</b>	<b>Recipient name*</b>	<b>Incentive amount*</b>	<b>MAR Address / location of investment</b>	<b>Number of District residents employed as a direct result of this investment</b>	<b>Is recipient in compliance with District resident employment requirements?</b>
3/16/2020	Construction	Construction	William B. Hopke Co., Inc	\$169,456	N/A	0	In Progress
3/17/2020	Construction	Construction	RELIABLE INSTALLATION SERVICES LLC	\$957,000	N/A	2	In Progress
3/17/2020	Construction	Construction	JDA Builders, Inc	\$174,400	N/A	0	In Progress
3/17/2020	Construction	Construction	Breeden Mechanical Design, Inc.	\$136,850	N/A	0	In Progress
3/19/2020	Grant	Grant	Check It Enterprises LLC	\$2,000,000	N/A	0	N/A
3/20/2020	Construction	Construction	IRON FABRICATION SERVICES LLC	\$164,350	N/A	0	In Progress
3/20/2020	Construction	Construction	R and R Reinforcing, Inc.	\$806,500	N/A	0	In Progress
3/20/2020	Construction	Construction	R.B. Hinkle Construction, Inc.	\$214,000	N/A	0	In Progress
3/23/2020	Construction	Construction	C.J. Coakley Company, Inc.	\$1,914,200	N/A	2	In Progress
3/23/2020	Construction	Construction	E.E. Marr Erectors, Inc.	\$189,600	N/A	0	In Progress
3/23/2020	Construction	Construction	Fire & Life Safety America, Inc.	\$625,000	N/A	0	In Progress
3/23/2020	Construction	Construction	Sparkle Painting Company, Inc.	\$220,000	N/A	0	In Progress

Executed Agreement Date	Incentive name* (ex: name of grant or tax incentive)	Type of incentive* (ex: grant, tax abatement, loan)	Recipient name*	Incentive amount*	MAR Address / location of investment	Number of District residents employed as a direct result of this investment	Is recipient in compliance with District resident employment requirements?
3/25/2020	Construction	Construction	IRON FABRICATION SERVICES LLC	\$2,082,190	N/A	0	In Progress
3/25/2020	Construction	Construction	Goldin & Stafford, Inc.	\$484,000	N/A	0	In Progress
3/25/2020	Construction	Construction	Hardesty Concrete Construction, Inc.	\$4,679,900	N/A	1	In Progress
3/25/2020	Construction	Construction	Paradigm Contractors II, LLC	\$35,800,000	N/A	0	In Progress
3/30/2020	Construction	Construction	Berkel & Company Contractors, Inc.	\$500,000	N/A	1	In Progress
3/30/2020	Construction	Construction	Prospect Waterproofing Co.	\$640,000	N/A	0	In Progress
3/30/2020	Construction	Construction	Andiemac Waterproofing	\$223,000	N/A	0	N/A
3/30/2020	Construction	Construction	Brothers Mechanical, Inc.	\$347,000	N/A	0	N/A
3/30/2020	Construction	Construction	Gordon Contractors, Inc.	\$710,000	N/A	0	N/A
3/30/2020	Construction	Construction	Inspiration Plumbing	\$274,500	N/A	0	N/A
3/30/2020	Construction	Construction	J. Roberts, Inc.	\$751,787	N/A	0	N/A
3/30/2020	Construction	Construction	Kensington Glass Arts Inc.	\$282,810	N/A	0	N/A

Executed Agreement Date	Incentive name* (ex: name of grant or tax incentive)	Type of incentive* (ex: grant, tax abatement, loan)	Recipient name*	Incentive amount*	MAR Address / location of investment	Number of District residents employed as a direct result of this investment	Is recipient in compliance with District resident employment requirements?
3/30/2020	Construction	Construction	Manganaro Midatlantic, LLC	\$2,300,000	N/A	0	N/A
3/30/2020	Construction	Construction	Millennium Pools and Spas, LLC	\$194,000	N/A	0	N/A
3/30/2020	Construction	Construction	PCC Construction Components	\$2,236,000	N/A	0	N/A
3/30/2020	Construction	Construction	Power Design, Inc.	\$5,087,900	N/A	0	N/A
3/30/2020	Construction	Construction	R. Bratti Associates, Inc.	\$185,000	N/A	0	N/A
4/1/2020	Construction	Construction	Zamudio Construcion LLC	\$417,847	N/A	0	Yes
4/1/2020	Construction	Construction	L.A. Howard Construction	\$310,000	N/A	0	Yes
4/1/2020	Construction	Construction	ANNE ARUNDEL FIRE PROTECTION INC	\$1,849,000	N/A	0	In Progress
4/1/2020	Construction	Construction	Ark Construction Group, Inc.	\$8,620,000	N/A	0	In Progress
4/1/2020	Construction	Construction	Berkel & Company Contractors, Inc.	\$10,000,000	N/A	2	N/A
4/1/2020	Construction	Construction	Chiaromonte Construction Company	\$82,017,000	N/A	0	N/A

Executed Agreement Date	Incentive name* (ex: name of grant or tax incentive)	Type of incentive* (ex: grant, tax abatement, loan)	Recipient name*	Incentive amount*	MAR Address / location of investment	Number of District residents employed as a direct result of this investment	Is recipient in compliance with District resident employment requirements?
4/1/2020	Construction	Construction	Overhead Door & Loading Dock Bumpers Work	\$61,426,400	N/A	0	N/A
4/1/2020	Construction	Construction	Prospect Waterproofing Co.	\$39,008,900	N/A	2	In Progress
4/3/2020	Construction	Construction	DC CAULKING LLC	\$125,000	N/A	1	In Progress
4/3/2020	Construction	Construction	Miller & Long Company, Inc.	\$148,000	N/A	0	In Progress
4/3/2020	Construction	Construction	Miller and Long DC, Inc	\$348,000	N/A	0	In Progress
4/6/2020	Construction	Construction	Allstate Flooring of DC, LLC	\$140,000	N/A	0	N/A
4/6/2020	Construction	Construction	Guzmans Lawn Care and Landscaping	\$362,915	N/A	0	Yes
4/6/2020	Construction	Construction	Kinsley Construction	\$23,127,708	N/A	0	In Progress
4/8/2020	Construction	Construction	RFC, Inc.	\$1,610,000	N/A	0	In Progress
4/9/2020	Construction	Construction	Washington Door and Hardware, LLC	\$545,000	N/A	0	Yes
4/9/2020	Construction	Construction	Mars Construction, LLC	\$2,743,550	N/A	0	In Progress
4/9/2020	Construction	Construction	Southland Insulators, Inc.	\$474,300	N/A	0	In Progress



Executed Agreement Date	Incentive name* (ex: name of grant or tax incentive)	Type of incentive* (ex: grant, tax abatement, loan)	Recipient name*	Incentive amount*	MAR Address / location of investment	Number of District residents employed as a direct result of this investment	Is recipient in compliance with District resident employment requirements?
4/9/2020	Construction	Construction	The Anderson Company, LLC	\$379,100	N/A	0	Yes
4/14/2020	Construction	Construction	Prospect Waterproofing Co.	\$605,000	N/A	0	In Progress
4/14/2020	Construction	Construction	LIW Ironworks Inc.	\$110,000	N/A	1	Yes
4/14/2020	Construction	Construction	H.D. Smith Company, Inc.	\$1,497,200	N/A	0	N/A
4/14/2020	Construction	Construction	1035 48th LLC	\$852,010	N/A	0	Yes
4/16/2020	Construction	Construction	EFC Glass Systems, Inc.	\$135,000	N/A	0	Yes
4/17/2020	Construction	Construction	Kone, Inc.	\$817,125	N/A	0	In Progress
4/17/2020	Construction	Construction	Precision Doors & Hardware, LLC	\$203,686	N/A	0	Yes
4/23/2020	Construction	Construction	GCA FLOORS LLC	\$425,370	N/A	0	Yes
4/23/2020	Construction	Construction	AIW, Inc.	\$700,000	N/A	0	N/A
4/27/2020	Construction	Construction	Patuxent Roofing and Contracting, Inc.	\$935,333	N/A	0	In Progress
5/4/2020	Construction	Construction	CBG Building Company, LLC	\$101,604,492	N/A	0	In Progress
5/5/2020	Construction	Construction	CBG Building Company, LLC	\$23,511,317	N/A	0	In Progress
5/5/2020	Construction	Construction	Kone, Inc.	\$423,375	N/A	0	In Progress

<b>Executed Agreement Date</b>	<b>Incentive name* (ex: name of grant or tax incentive)</b>	<b>Type of incentive* (ex: grant, tax abatement, loan)</b>	<b>Recipient name*</b>	<b>Incentive amount*</b>	<b>MAR Address / location of investment</b>	<b>Number of District residents employed as a direct result of this investment</b>	<b>Is recipient in compliance with District resident employment requirements?</b>
5/6/2020	Construction	Construction	Robert A Aird, Inc.	\$430,000	N/A	0	In Progress
5/6/2020	Construction	Construction	United General Contractors, Inc.	\$396,000	N/A	2	In Progress
5/7/2020	Construction	Construction	DMV COATINGS LLC	\$409,967	N/A	1	In Progress
5/7/2020	Construction	Construction	ANNE ARUNDEL FIRE PROTECTION INC	\$325,000	N/A	2	Yes
5/7/2020	Construction	Construction	ANNE ARUNDEL FIRE PROTECTION INC	\$558,199	N/A	0	Yes
5/7/2020	Construction	Construction	ANNE ARUNDEL FIRE PROTECTION INC	\$125,301	N/A	0	Yes
5/8/2020	Construction	Construction	Anchor Construction Corporation	\$327,515	N/A	0	In Progress
5/8/2020	Construction	Construction	Hamel Builders, Inc.	\$8,771,785	N/A	0	In Progress
5/8/2020	Construction	Construction	Fairway Building Products, LLC	\$556,193	N/A	0	In Progress
5/11/2020	Construction	Construction	CORENIC CONSTRUCTION GROUP LLC	\$1,953,024	N/A	0	Yes
5/12/2020	Construction	Construction	1100 Eastern Manager, LLC	\$11,387,395	N/A	0	In Progress
5/12/2020	Construction	Construction	Hamel Builders, Inc.	\$11,387,395	N/A	0	In Progress

Executed Agreement Date	Incentive name* (ex: name of grant or tax incentive)	Type of incentive* (ex: grant, tax abatement, loan)	Recipient name*	Incentive amount*	MAR Address / location of investment	Number of District residents employed as a direct result of this investment	Is recipient in compliance with District resident employment requirements?
5/14/2020	Construction	Construction	Trusted Solutions Group, Inc.	\$200,000	N/A	1	In Progress
5/26/2020	Construction	Construction	Independent Custom Metalworks	\$200,000	N/A	0	In Progress
5/26/2020	Construction	Construction	James G. Davis Construction Corporation	\$9,227,153	N/A	0	In Progress
5/26/2020	Construction	Construction	Allstate Flooring of DC, LLC	\$370,000	N/A	0	In Progress
5/26/2020	Construction	Construction	CB Flooring, LLC	\$1,742,746	N/A	0	In Progress
5/26/2020	Construction	Construction	Chesapeake Sprinkler Company	\$855,000	N/A	0	In Progress
5/26/2020	Construction	Construction	Davenport Insulation / G&B Insulation	\$369,336	N/A	0	In Progress
5/26/2020	Construction	Construction	Fine Line Trim, LLC	\$808,220	N/A	0	In Progress
5/26/2020	Construction	Construction	Granite America Kitchen & Bathroom/Countertopia	\$300,000	N/A	0	In Progress
5/26/2020	Construction	Construction	J. Suss Industries	\$320,000	N/A	0	In Progress
5/26/2020	Construction	Construction	Platinum Exteriors	\$1,894,223	N/A	0	In Progress

<b>Executed Agreement Date</b>	<b>Incentive name* (ex: name of grant or tax incentive)</b>	<b>Type of incentive* (ex: grant, tax abatement, loan)</b>	<b>Recipient name*</b>	<b>Incentive amount*</b>	<b>MAR Address / location of investment</b>	<b>Number of District residents employed as a direct result of this investment</b>	<b>Is recipient in compliance with District resident employment requirements?</b>
5/26/2020	Construction	Construction	Strittmatter Metro, LLC	\$1,582,855	N/A	0	In Progress
5/26/2020	Construction	Construction	Aeroseal Contracting Corporation	\$159,000	N/A	0	N/A
5/26/2020	Construction	Construction	Andiemac Waterproofing	\$105,000	N/A	0	In Progress
5/26/2020	Construction	Construction	Datawatch Systems, Inc.	\$344,270	N/A	0	In Progress
5/26/2020	Construction	Construction	Potomac Architectural Millwork Corporation	\$1,007,425	N/A	0	N/A
5/26/2020	Construction	Construction	Superior Foundation, Inc.	\$484,000	N/A	0	In Progress
5/28/2020	Construction	Construction	C&G Carpentry Services, Inc.	\$785,000	N/A	0	In Progress
5/28/2020	Construction	Construction	Reyes Drywall Services Inc	\$360,000	N/A	0	In Progress
6/1/2020	Construction	Construction	Corinthian Contractors, Inc.	\$345,912	N/A	3	In Progress
6/1/2020	Construction	Construction	WKM SOLUTIONS LLC	\$771,385	N/A	0	In Progress
6/1/2020	Construction	Construction	NATIONAL SERVICE CONTRACTORS	\$596,265	N/A	0	In Progress
6/1/2020	Construction	Construction	Bennett Group, Inc.	\$2,779,352	N/A	0	In Progress

Executed Agreement Date	Incentive name* (ex: name of grant or tax incentive)	Type of incentive* (ex: grant, tax abatement, loan)	Recipient name*	Incentive amount*	MAR Address / location of investment	Number of District residents employed as a direct result of this investment	Is recipient in compliance with District resident employment requirements?
6/2/2020	Construction	Construction	Senate Asphalt - A Division of The Lane Construction Corporation	\$801,393	N/A	0	In Progress
6/4/2020	Construction	Construction	Ellis Page Company, LLC	\$314,000	N/A	0	In Progress
6/4/2020	Construction	Construction	Potomac Abatement, Inc.	\$449,772	N/A	0	Yes
6/4/2020	Construction	Construction	American Automatic Sprinkler Company, Inc.	\$825,000	N/A	0	In Progress
6/4/2020	Construction	Construction	Genco Masonry, Inc.	\$2,550,000	N/A	0	In Progress
6/4/2020	Construction	Construction	JOHN MORIARTY & ASSOCIATES OF VA LLC	\$2,800,000	N/A	0	In Progress
6/4/2020	Construction	Construction	Joseph J. Magnolia, Inc.	\$1,752,500	N/A	0	In Progress
6/4/2020	Construction	Construction	Joseph J. Magnolia, Inc.	\$2,200,000	N/A	1	In Progress
6/4/2020	Construction	Construction	The Anderson Company, LLC	\$525,000	N/A	0	In Progress
6/4/2020	Construction	Construction	Utility Systems C&E, LLC	\$1,475,000	N/A	0	In Progress
6/9/2020	Construction	Construction	A. Wash & Associates, Inc.	\$1,505,600	N/A	0	In Progress
6/9/2020	Construction	Construction	L.A. Howard Construction	\$1,252,298	N/A	0	In Progress

<b>Executed Agreement Date</b>	<b>Incentive name* (ex: name of grant or tax incentive)</b>	<b>Type of incentive* (ex: grant, tax abatement, loan)</b>	<b>Recipient name*</b>	<b>Incentive amount*</b>	<b>MAR Address / location of investment</b>	<b>Number of District residents employed as a direct result of this investment</b>	<b>Is recipient in compliance with District resident employment requirements?</b>
6/9/2020	Construction	Construction	AES Electrical Inc. DBA Freestate Electrical Construction	\$1,750,000	N/A	0	In Progress
6/9/2020	Construction	Construction	Harbor Roofing & Contracting, Inc.	\$318,779	N/A	0	In Progress
6/9/2020	Construction	Construction	BUILD DMV LLC	\$412,700	N/A	0	In Progress
6/9/2020	Construction	Construction	Centennial Builders, Inc.	\$1,100,200	N/A	0	In Progress
6/9/2020	Construction	Construction	E-Landscape Specialty Solutions, LLC	\$430,193	N/A	0	In Progress
6/9/2020	Construction	Construction	Precision Wall Tech, Inc.	\$487,000	N/A	4	In Progress
6/9/2020	Construction	Construction	WP Construction, Inc.	\$329,906	N/A	0	In Progress
6/9/2020	Construction	Construction	MCN Build	\$8,800,000	N/A	0	In Progress
6/9/2020	Construction	Construction	R&R Mechanical, LLC	\$4,097,000	N/A	0	In Progress
6/15/2020	Construction	Construction	L.A. Howard Construction	\$125,000	N/A	0	Yes
6/15/2020	Construction	Construction	ANACOSTIA MANUFACTURING & DEVELOPMENT LL	\$355,570	N/A	0	In Progress

Executed Agreement Date	Incentive name* (ex: name of grant or tax incentive)	Type of incentive* (ex: grant, tax abatement, loan)	Recipient name*	Incentive amount*	MAR Address / location of investment	Number of District residents employed as a direct result of this investment	Is recipient in compliance with District resident employment requirements?
6/15/2020	Construction	Construction	Davis Ulmer Sprinkler Company Inc., dba Reliance Fire Protection	\$943,000	N/A	0	In Progress
6/15/2020	Construction	Construction	PRINCE CONSTRUCTION CO INC	\$747,548	N/A	0	In Progress
6/16/2020	Construction	Construction	Carpentry & Hardware Services, Inc.	\$347,375	N/A	0	Yes
6/16/2020	Construction	Construction	Carpentry & Hardware Services, Inc.	\$689,084	N/A	0	In Progress
6/16/2020	Construction	Construction	Carpentry & Hardware Services, Inc.	\$256,123	N/A	0	In Progress
6/16/2020	Construction	Construction	JV Brothers Painting LLC	\$289,000	N/A	0	In Progress
6/16/2020	Construction	Construction	JV Brothers Painting LLC	\$90,000	N/A	0	In Progress
6/16/2020	Construction	Construction	Chesapeake Sprinkler Company	\$2,265,000	N/A	0	N/A
6/16/2020	Construction	Construction	J. Roberts, Inc.	\$3,269,213	N/A	0	N/A
6/16/2020	Construction	Construction	M.C. Dean, Inc.	\$283,000	N/A	0	N/A
6/16/2020	Construction	Construction	RGS Products, Inc.	\$980,000	N/A	0	N/A
6/17/2020	Construction	Construction	Ruppert Landscape, Inc.	\$135,740	N/A	0	Yes
6/17/2020	Construction	Construction	Ruppert Landscape, Inc.	\$442,650	N/A	0	Yes
6/17/2020	Construction	Construction	Ruppert Landscape, Inc.	\$135,740	N/A	0	Yes

Executed Agreement Date	Incentive name* (ex: name of grant or tax incentive)	Type of incentive* (ex: grant, tax abatement, loan)	Recipient name*	Incentive amount*	MAR Address / location of investment	Number of District residents employed as a direct result of this investment	Is recipient in compliance with District resident employment requirements?
6/18/2020	Construction	Construction	C.J. Coakley Company, Inc.	\$134,000	N/A	0	N/A
6/23/2020	Construction	Construction	Chesapeake Sprinkler Company	\$399,750	N/A	0	N/A
6/23/2020	Construction	Construction	Otis Elevator Company	\$1,270,000	N/A	0	N/A
6/23/2020	Construction	Construction	RGS Products, Inc.	\$120,000	N/A	0	N/A
6/23/2020	Construction	Construction	ALC Caulking LLC.	\$150,000	N/A	0	In Progress
6/23/2020	Construction	Construction	J.W. & SON INTERIORS, INC	\$1,775,000	N/A	0	In Progress
6/23/2020	Construction	Construction	SMART Security Pros dba Mobile Video Guard	\$120,560	N/A	0	In Progress
6/29/2020	Construction	Construction	L.A. Howard Construction	\$182,500	N/A	2	Yes
7/2/2020	Construction	Construction	D. Pachecos Plumbing	\$573,800	N/A	0	In Progress
7/2/2020	Construction	Construction	D. Pachecos Plumbing	\$195,800	N/A	0	In Progress
7/2/2020	Construction	Construction	GOODWIN BROTHERS SHADES & SPECIALTIES	\$332,152	N/A	0	N/A
7/7/2020	Construction	Construction	Clark Concrete Contractors, LLC	\$36,210,000	N/A	30	In Progress
7/7/2020	Construction	Construction	Clark Foundations, LLC	\$5,656,000	N/A	10	In Progress



Executed Agreement Date	Incentive name* (ex: name of grant or tax incentive)	Type of incentive* (ex: grant, tax abatement, loan)	Recipient name*	Incentive amount*	MAR Address / location of investment	Number of District residents employed as a direct result of this investment	Is recipient in compliance with District resident employment requirements?
7/9/2020	Construction	Construction	MCKINNEY DRILLING COMPANY LLC	\$305,000	N/A	0	No
7/14/2020	Construction	Construction	Chiaramonte Construction Company	\$239,278	N/A	1	In Progress
7/14/2020	Construction	Construction	Connally Contracting Corporation	\$226,099	N/A	0	In Progress
7/14/2020	Construction	Construction	Washington Door and Hardware, LLC	\$116,482	N/A	0	In Progress
7/14/2020	Construction	Construction	Total Millwork, LLC	\$1,875,660	N/A	0	In Progress
7/15/2020	Construction	Construction	Keller North America	\$130,000	N/A	0	No
7/15/2020	Construction	Construction	Berkel & Company Contractors, Inc.	\$710,000	N/A	0	In Progress
7/15/2020	Construction	Construction	Harvey-Cleary	\$139,551,400	N/A	0	In Progress
7/15/2020	Construction	Construction	Strittmatter Metro, LLC	\$1,450,000	N/A	0	In Progress
7/20/2020	Construction	Construction	JE Richards, Inc.	\$156,800	N/A	0	In Progress
7/24/2020	Construction	Construction	ADJ Sheet Metal, Inc.	\$723,000	N/A	0	In Progress
7/29/2020	Construction	Construction	Mendez Flooring, LLC	\$294,985	N/A	0	Yes
7/29/2020	Construction	Construction	Revolution Window System	\$212,900	N/A	0	In Progress
7/29/2020	Construction	Construction	Vasquez Construction	\$100,000	N/A	0	Yes
7/30/2020	Construction	Construction	Service Glass Industries	\$6,500,000	N/A	0	In Progress

<b>Executed Agreement Date</b>	<b>Incentive name* (ex: name of grant or tax incentive)</b>	<b>Type of incentive* (ex: grant, tax abatement, loan)</b>	<b>Recipient name*</b>	<b>Incentive amount*</b>	<b>MAR Address / location of investment</b>	<b>Number of District residents employed as a direct result of this investment</b>	<b>Is recipient in compliance with District resident employment requirements?</b>
7/31/2020	Construction	Construction	Strittmatter Metro, LLC	\$1,525,000	N/A	1	In Progress
7/31/2020	Construction	Construction	Arban & Carosi, Inc.	\$350,000	N/A	0	Yes
7/31/2020	Construction	Construction	C.J. Coakley Company, Inc.	\$1,275,000	N/A	0	In Progress
7/31/2020	Construction	Construction	C.J. Coakley Company, Inc.	\$1,590,000	N/A	0	In Progress
7/31/2020	Construction	Construction	James Myers Company, Inc.	\$1,800,000	N/A	0	In Progress
7/31/2020	Construction	Construction	Seal Caulking & Waterproofing, LLC	\$212,000	N/A	0	In Progress
8/7/2020	Construction	Construction	NorthStar	\$2,227,890	N/A	0	In Progress
8/7/2020	Construction	Construction	NorthStar	\$2,233,040	N/A	0	In Progress
8/10/2020	Construction	Construction	J&W Caulking Applicators, Inc.	\$310,792	N/A	0	No
8/11/2020	Construction	Construction	PAINTECH INC	\$290,000	N/A	0	In Progress
8/12/2020	Construction	Construction	Potomac Architectural Millwork Corporation	\$317,000	N/A	0	Yes
8/13/2020	Construction	Construction	RELIABLE INSTALLATION SERVICES LLC	\$704,000	N/A	0	In Progress
8/14/2020	Construction	Construction	ALLIED DRYWALL CONSTRUCTION INC.	\$290,315	N/A	0	In Progress

<b>Executed Agreement Date</b>	<b>Incentive name* (ex: name of grant or tax incentive)</b>	<b>Type of incentive* (ex: grant, tax abatement, loan)</b>	<b>Recipient name*</b>	<b>Incentive amount*</b>	<b>MAR Address / location of investment</b>	<b>Number of District residents employed as a direct result of this investment</b>	<b>Is recipient in compliance with District resident employment requirements?</b>
8/14/2020	Construction	Construction	POS Construction Inc.	\$877,785	N/A	0	In Progress
8/14/2020	Construction	Construction	R.E. Robertson Plumbing & Heating, Inc.	\$2,234,851	N/A	0	In Progress
8/16/2020	Construction	Construction	Dylans Plumbing LLC	\$1,843,150	N/A	0	In Progress
8/24/2020	Construction	Construction	J&W Caulking Applicators, Inc.	\$120,000	N/A	0	In Progress
8/24/2020	Construction	Construction	Otis Elevator Company	\$1,450,200	N/A	0	In Progress
8/24/2020	Construction	Construction	Roman Mosaic and Tile Company	\$131,000	N/A	1	In Progress
8/24/2020	Construction	Construction	Source One Flooring	\$336,354	N/A	0	In Progress
8/24/2020	Construction	Construction	W.H. Boyer, Inc.	\$130,000	N/A	0	In Progress
8/25/2020	Construction	Construction	RELIABLE INSTALLATION SERVICES LLC	\$145,144	N/A	0	N/A
8/25/2020	Construction	Construction	RELIABLE INSTALLATION SERVICES LLC	\$595,720	N/A	0	N/A
8/26/2020	Construction	Construction	Prefab Solutions LLC	\$1,164,955	N/A	1	In Progress
8/31/2020	Construction	Construction	Robinsons LLC	\$939,254	N/A	5	In Progress
8/31/2020	Construction	Construction	Alvarez Contruction, LLC	\$196,224	N/A	0	In Progress

Executed Agreement Date	Incentive name* (ex: name of grant or tax incentive)	Type of incentive* (ex: grant, tax abatement, loan)	Recipient name*	Incentive amount*	MAR Address / location of investment	Number of District residents employed as a direct result of this investment	Is recipient in compliance with District resident employment requirements?
8/31/2020	Construction	Construction	ANNE ARUNDEL FIRE PROTECTION INC	\$1,325,000	N/A	0	In Progress
8/31/2020	Construction	Construction	Kalos Construction	\$160,000	N/A	0	In Progress
8/31/2020	Construction	Construction	JOHN MORIARTY & ASSOCIATES OF VA LLC	\$4,200,000	N/A	0	In Progress
9/2/2020	Construction	Construction	Reliable Solutions LLC	\$145,144	N/A	0	In Progress
9/2/2020	Construction	Construction	Reliable Solutions LLC	\$595,720	N/A	0	In Progress
9/2/2020	Construction	Construction	Union Market Infrastructure Corporation	\$33,000,000	N/A	0	In Progress
9/2/2020	Construction	Construction	Chapel Valley Landscape Company	\$978,350	N/A	0	In Progress
9/2/2020	Construction	Construction	MAGNA CONSTRUCTION MAINTENANCE SE	\$1,877,066	N/A	0	In Progress
9/2/2020	Construction	Construction	One World Products, LLC	\$783,431	N/A	0	In Progress
9/2/2020	Construction	Construction	The Pierce Painting & Wall Covering	\$887,715	N/A	0	In Progress
9/2/2020	Construction	Construction	Berkel & Company Contractors, Inc.	\$689,000	N/A	3	In Progress

<b>Executed Agreement Date</b>	<b>Incentive name* (ex: name of grant or tax incentive)</b>	<b>Type of incentive* (ex: grant, tax abatement, loan)</b>	<b>Recipient name*</b>	<b>Incentive amount*</b>	<b>MAR Address / location of investment</b>	<b>Number of District residents employed as a direct result of this investment</b>	<b>Is recipient in compliance with District resident employment requirements?</b>
9/2/2020	Construction	Construction	CONSIGLI CONSTRUCTION CO.	\$9,401,601	N/A	0	In Progress
9/2/2020	Construction	Construction	EASTERN BRANCH DEMOLITION LLC	\$330,499	N/A	0	In Progress
9/3/2020	Construction	Construction	Canterbury Builders Inc.	\$138,036	N/A	0	In Progress
9/3/2020	Construction	Construction	Dominion Ceramic Tile	\$966,600	N/A	0	In Progress
9/8/2020	Construction	Construction	Kalos Construction	\$1,635,000	N/A	0	In Progress
9/8/2020	Construction	Construction	Panel Systems, Inc.	\$10,061,251	N/A	0	N/A
9/8/2020	Construction	Construction	Utility Systems C&E, LLC	\$1,500,000	N/A	0	In Progress
9/8/2020	Construction	Construction	DONOHUE COMPANIES, Inc dba DONOHUE CONSTRUCTION COMPANY	\$136,355,000	N/A	0	In Progress
9/16/2020	Construction	Construction	Baker DC, LLC	\$15,648,000	N/A	0	In Progress
9/16/2020	Construction	Construction	Joseph J. Magnolia, Inc.	\$23,398,854	N/A	0	In Progress
9/16/2020	Construction	Construction	Power Design, Inc.	\$16,265,000	N/A	0	In Progress
9/17/2020	Construction	Construction	Lorton Stone, LLC	\$147,500	N/A	0	N/A
9/17/2020	Construction	Construction	Anchor Construction Corporation	\$715,153	N/A	0	In Progress
9/17/2020	Construction	Construction	R.B. Hinkle Construction, Inc.	\$315,375	N/A	0	In Progress

Executed Agreement Date	Incentive name* (ex: name of grant or tax incentive)	Type of incentive* (ex: grant, tax abatement, loan)	Recipient name*	Incentive amount*	MAR Address / location of investment	Number of District residents employed as a direct result of this investment	Is recipient in compliance with District resident employment requirements?
9/17/2020	Construction	Construction	WOODLAWN MECHANICAL CONTRACTORS	\$3,676,502	N/A	0	In Progress
9/17/2020	Construction	Construction	Hawkeye Exteriors Inc.	\$475,000	N/A	0	In Progress
9/18/2020	Construction	Construction	Baker DC, LLC	\$20,757,000	N/A	0	In Progress
9/18/2020	Construction	Construction	Aris Tile & Flooring	\$306,000	N/A	0	Yes
9/18/2020	Construction	Construction	Thyssenkrupp Elevator Company	\$2,050,000	N/A	0	In Progress
9/18/2020	Construction	Construction	Clark Foundations, LLC	\$653,766	N/A	0	In Progress
9/21/2020	Construction	Construction	BlueTee Construction Inc.	\$480,081	N/A	1	In Progress
9/21/2020	Construction	Construction	BOGAN & ASSOCIATES LLC	\$1,277,877	N/A	0	In Progress
9/21/2020	Construction	Construction	Hanover Iron Works	\$350,000	N/A	0	In Progress
9/21/2020	Construction	Construction	Harbor Roofing & Contracting, Inc.	\$445,688	N/A	0	In Progress
9/21/2020	Construction	Construction	Interior Specialists, Inc.	\$350,000	N/A	0	In Progress
9/21/2020	Construction	Construction	DPR CONSTRUCTION GENERAL PARTNERSHIP	\$29,540,000	N/A	0	In Progress
9/21/2020	Construction	Construction	DPR CONSTRUCTION GENERAL PARTNERSHIP	\$17,750,000	N/A	0	N/A

Executed Agreement Date	Incentive name* (ex: name of grant or tax incentive)	Type of incentive* (ex: grant, tax abatement, loan)	Recipient name*	Incentive amount*	MAR Address / location of investment	Number of District residents employed as a direct result of this investment	Is recipient in compliance with District resident employment requirements?
9/25/2020	Construction	Construction	Old Barn Reclaimed Wood and An	\$450,000	N/A	0	In Progress
9/28/2020	Construction	Construction	Aris Tile & Flooring	\$254,900	N/A	0	Yes
9/28/2020	Construction	Construction	Aris Tile & Flooring	\$526,470	N/A	0	Yes
9/28/2020	Construction	Construction	Aris Tile & Flooring	\$187,976	N/A	0	Yes
9/28/2020	Construction	Construction	J&W Caulking Applicators, Inc.	\$529,000	N/A	0	In Progress
9/29/2020	Construction	Construction	Cap8 Doors & Hardware	\$274,500	N/A	0	In Progress
9/29/2020	Construction	Construction	Goldin & Stafford, Inc.	\$560,578	N/A	0	In Progress
9/29/2020	Construction	Construction	Floors, Etc.	\$2,895,000	N/A	0	In Progress
10/2/2020	Construction	Construction	Strittmatter Metro, LLC	\$1,750,000	N/A	3	In Progress
10/2/2020	Construction	Construction	JCM Associates, Inc.	\$2,300,000		1	In Progress
10/2/2020	Construction	Construction	Vasquez Construction	\$380,000		0	Yes
10/7/2020	Construction	Construction	GeoConstructors, Inc.	\$1,208,000		0	In Progress
10/7/2020	Construction	Construction	Integrated Contracting Group VA LLC	\$12,254,600		0	In Progress
10/7/2020	Construction	Construction	ADJ Sheet Metal, Inc.	\$2,375,000		4	In Progress
10/7/2020	Construction	Construction	JCM Associates, Inc.	\$3,950,000		3	In Progress
10/7/2020	Construction	Construction	Elevator Modernization Company, Inc.	\$267,500		0	In Progress
10/7/2020	Construction	Construction	Ruppert Landscape, Inc.	\$1,605,000		2	No

Executed Agreement Date	Incentive name* (ex: name of grant or tax incentive)	Type of incentive* (ex: grant, tax abatement, loan)	Recipient name*	Incentive amount*	MAR Address / location of investment	Number of District residents employed as a direct result of this investment	Is recipient in compliance with District resident employment requirements?
10/8/2020	Construction	Construction	Potomac Architectural Millwork Corporation	\$1,319,422		0	Yes
10/9/2020	Construction	Construction	CM Construction, Inc.	\$4,499,965	N/A	1	In Progress
10/9/2020	Construction	Construction	NATIONAL SERVICE CONTRACTORS	\$464,461	N/A	0	In Progress
10/14/2020	Construction	Construction	BALFOUR BEATTY CONSTRUCTION	\$120,610,000	N/A	0	In Progress
10/14/2020	Construction	Construction	JV MPDC, LLC	\$135,207,208	N/A	0	N/A
10/15/2020	Construction	Construction	AIW, Inc.	\$845,000		0	In Progress
10/15/2020	Construction	Construction	American Stone Virginia, LLC	\$751,500		0	In Progress
10/15/2020	Construction	Construction	Baker DC, LLC	\$4,856,200		0	In Progress
10/15/2020	Construction	Construction	Limbach Company, LLC	\$3,162,157		5	In Progress
10/15/2020	Construction	Construction	Pro Air, Inc.	\$4,312,007		0	In Progress
10/15/2020	Construction	Construction	Schneider Electric Buildings Critical Systems, Inc.	\$184,000		0	In Progress
10/15/2020	Construction	Construction	Vetro Building Envelope	\$5,257,305		0	In Progress
10/19/2020	Construction	Construction	National glass company inc	\$158,000	N/A	0	Yes



<b>Executed Agreement Date</b>	<b>Incentive name* (ex: name of grant or tax incentive)</b>	<b>Type of incentive* (ex: grant, tax abatement, loan)</b>	<b>Recipient name*</b>	<b>Incentive amount*</b>	<b>MAR Address / location of investment</b>	<b>Number of District residents employed as a direct result of this investment</b>	<b>Is recipient in compliance with District resident employment requirements?</b>
10/19/2020	Non-Construction	Non-Construction	HALES CREATIVE SOLUTIONS/Bayne LLC	\$766,000		0	N/A
10/19/2020	Construction	Construction	John E. Kelly and Sons Electrical	\$241,675		0	In Progress
10/19/2020	Construction	Construction	Colonial Electric Company, Inc.	\$230,000		0	In Progress
10/19/2020	Construction	Construction	Floors & Fireproofing LLC, DBA Quiet Floor Systems	\$310,000		0	Yes
10/19/2020	Construction	Construction	GK & G Masonry, LLC	\$150,000		0	Yes
10/19/2020	Construction	Construction	GK & G Masonry, LLC	\$200,000		0	Yes
10/19/2020	Construction	Construction	Colonial Electric Company, Inc.	\$230,000		1	In Progress
10/19/2020	Construction	Construction	GOODWIN BROTHERS SHADES & SPECIALTIES	\$155,925		0	Yes
10/21/2020	Construction	Construction	G-SIDA GENERAL SERVICES	\$1,593,813	N/A	1	In Progress
10/21/2020	Construction	Construction	DONOHUE COMPANIES, Inc dba DONOHUE CONSTRUCTION COMPANY	\$96,900,005		0	In Progress

Executed Agreement Date	Incentive name* (ex: name of grant or tax incentive)	Type of incentive* (ex: grant, tax abatement, loan)	Recipient name*	Incentive amount*	MAR Address / location of investment	Number of District residents employed as a direct result of this investment	Is recipient in compliance with District resident employment requirements?
10/22/2020	Construction	Construction	Sparkle Painting Company, Inc.	\$670,000		0	In Progress
10/22/2020	Construction	Construction	Kone, Inc.	\$570,000		0	In Progress
10/22/2020	Construction	Construction	Baker DC, LLC	\$16,421,312		7	In Progress
10/26/2020	Construction	Construction	Blackwood of DC, LLC	\$973,734	N/A	1	In Progress
10/26/2020	Construction	Construction	Custom Glass Services, Inc.	\$440,000	N/A	1	In Progress
10/26/2020	Construction	Construction	First Choice Masonry, Inc.	\$681,751	N/A	0	In Progress
10/26/2020	Construction	Construction	MAX ELECTRICAL CONSTRUCTION CORP	\$676,103	N/A	3	In Progress
10/26/2020	Construction	Construction	Pro Air, Inc.	\$470,000	N/A	0	In Progress
10/26/2020	Construction	Construction	Prospect Waterproofing Co.	\$753,300	N/A	3	In Progress
10/26/2020	Construction	Construction	Strait Steel, Inc.	\$1,196,000	N/A	0	In Progress
10/26/2020	Construction	Construction	Superior Iron Works, Inc.	\$385,622	N/A	0	In Progress
10/26/2020	Construction	Construction	The Justin Company, Inc.	\$468,930	N/A	2	In Progress
10/28/2020	Construction	Construction	AMA Construction Co., Inc.	\$250,000	N/A	0	Yes

Executed Agreement Date	Incentive name* (ex: name of grant or tax incentive)	Type of incentive* (ex: grant, tax abatement, loan)	Recipient name*	Incentive amount*	MAR Address / location of investment	Number of District residents employed as a direct result of this investment	Is recipient in compliance with District resident employment requirements?
10/28/2020	Construction	Construction	Boatman and Magnani Inc.	\$532,507	N/A	0	Yes
10/28/2020	Construction	Construction	W Concrete, Inc	\$1,134,000		4	Yes
10/30/2020	Construction	Construction	Bozzuto Contractors, Inc.	\$2,633,465	N/A	0	Yes
10/30/2020	Construction	Construction	Scattered Site III LLC	\$2,633,465	N/A	0	Yes
10/30/2020	Construction	Construction	WOODBERRY APARTMENTS LP	\$21,500,000		0	In Progress
11/2/2020	Construction	Construction	CAREYS MECHANICAL LLC	\$735,000	N/A	0	In Progress
11/2/2020	Non-Construction	Non-Construction	CERIDA INVESTMENT CORP	\$1,854,552	N/A	0	In Progress
11/2/2020	Non-Construction	Non-Construction	PREEMINENT PROTECTIVE SERVICES	\$850,000	N/A	37	In Progress
11/2/2020	Construction	Construction	MMI Consulting Group LLC	\$10,000,000	N/A	0	In Progress
11/2/2020	Non-Construction	Non-Construction	LIMBIC SYSTEMS, INC.	\$743,000	N/A	0	In Progress
11/2/2020	Non-Construction	Non-Construction	PERFORMANCE MANAGEMENT SERVICES, LLC	\$703,276		3	In Progress

Executed Agreement Date	Incentive name* (ex: name of grant or tax incentive)	Type of incentive* (ex: grant, tax abatement, loan)	Recipient name*	Incentive amount*	MAR Address / location of investment	Number of District residents employed as a direct result of this investment	Is recipient in compliance with District resident employment requirements?
11/4/2020	Non-Construction	Non-Construction	Center for the Study of Social Policy	\$424,045	N/A	0	In Progress
11/4/2020	Non-Construction	Non-Construction	Rock Solid District Group, LLC	\$653,534	N/A	16	N/A
11/4/2020	Non-Construction	Non-Construction	NMR Group, Inc.	\$669,053	N/A	1	In Progress
11/4/2020	Construction	Construction	BEDD GROUP, LLC	\$489,384	N/A	0	N/A
11/4/2020	Construction	Construction	NATIONAL SERVICE CONTRACTORS	\$2,313,385	N/A	2	Yes
11/4/2020	Non-Construction	Non-Construction	Morgans/JIMMIE MUSCATELLO	\$872,833	N/A	0	In Progress
11/4/2020	Construction	Construction	WKM SOLUTIONS LLC	\$1,887,750	N/A	0	In Progress
11/4/2020	Non-Construction	Non-Construction	MMI Consulting Group LLC	\$10,000,000	N/A	0	N/A
11/6/2020	Construction	Construction	GNT GROUP LLC	\$443,565	N/A	0	In Progress
11/6/2020	Construction	Construction	DAYLILY LANDSCAPING LLC	\$861,472	N/A	2	In Progress
11/6/2020	Construction	Construction	Best Fence DC	\$366,000	N/A	0	In Progress
11/6/2020	Construction	Construction	GT Contracting Corporation	\$554,167	N/A	0	In Progress
11/6/2020	Construction	Construction	WKM SOLUTIONS LLC	\$373,940	N/A	0	In Progress

Executed Agreement Date	Incentive name* (ex: name of grant or tax incentive)	Type of incentive* (ex: grant, tax abatement, loan)	Recipient name*	Incentive amount*	MAR Address / location of investment	Number of District residents employed as a direct result of this investment	Is recipient in compliance with District resident employment requirements?
11/12/2020	Construction	Construction	GT Contracting Corporation	\$2,175,000		0	Yes
11/16/2020	Construction	Construction	GCS-Sigal, LLC	\$21,500,000		0	In Progress
11/17/2020	Non-Construction	Non-Construction	HAUSFELD LLP	\$55,000,000	N/A	0	In Progress
11/17/2020	Non-Construction	Non-Construction	Potomac Supply Company LLC	\$300,000		0	In Progress
11/17/2020	Construction	Construction	Aeroseal Contracting Corporation	\$369,008		0	In Progress
11/17/2020	Construction	Construction	Caliber Security Solutions LLC	\$132,355		0	In Progress
11/17/2020	Construction	Construction	Everlast Climbing Industries dba DERO	\$177,000		0	In Progress
11/17/2020	Construction	Construction	Narman West LLC	\$2,802,000		0	In Progress
11/18/2020	Construction	Construction	Access Demolition Contracting, Inc.	\$687,832	N/A	1	Yes
11/18/2020	Construction	Construction	Clemons Builders, Inc.	\$705,000	N/A	0	Yes
11/18/2020	Construction	Construction	IRON FABRICATION SERVICES LLC	\$460,000	N/A	2	Yes
11/18/2020	Construction	Construction	King Carpentry Inc	\$490,550	N/A	0	Yes
11/18/2020	Construction	Construction	PRESTIGE GROUP INC	\$872,325	N/A	2	Yes

<b>Executed Agreement Date</b>	<b>Incentive name* (ex: name of grant or tax incentive)</b>	<b>Type of incentive* (ex: grant, tax abatement, loan)</b>	<b>Recipient name*</b>	<b>Incentive amount*</b>	<b>MAR Address / location of investment</b>	<b>Number of District residents employed as a direct result of this investment</b>	<b>Is recipient in compliance with District resident employment requirements?</b>
11/18/2020	Construction	Construction	Airway Sheet Metal Company, Inc.	\$457,100		0	In Progress
11/18/2020	Construction	Construction	Diverse Masonry Corporation	\$385,325		0	In Progress
11/18/2020	Construction	Construction	James Myers Company, Inc.	\$1,975,000		0	In Progress
11/18/2020	Construction	Construction	Rabco Insulation, Inc.	\$228,000		0	In Progress
11/18/2020	Construction	Construction	Ted Turner Company, Inc.	\$440,150		0	In Progress
11/18/2020	Construction	Construction	W Concrete, Inc	\$252,640		1	Compliant
11/19/2020	Construction	Construction	ANNE ARUNDEL FIRE PROTECTION INC	\$975,000		0	In Progress
11/20/2020	Construction	Construction	Cabinet Max	\$462,504	N/A	0	N/A
11/20/2020	Construction	Construction	CAFFES-STEELE Inc.	\$4,119,431		0	In Progress
11/20/2020	Construction	Construction	Chesapeake Sprinkler Company	\$1,655,000		0	In Progress
11/20/2020	Construction	Construction	ELLISDALE CONSTRUCTION LLC	\$2,655,000		0	In Progress
11/20/2020	Construction	Construction	Otis Elevator Company	\$1,485,000		0	In Progress

Executed Agreement Date	Incentive name* (ex: name of grant or tax incentive)	Type of incentive* (ex: grant, tax abatement, loan)	Recipient name*	Incentive amount*	MAR Address / location of investment	Number of District residents employed as a direct result of this investment	Is recipient in compliance with District resident employment requirements?
11/25/2020	Construction	Construction	Schneider Electric Buildings Critical Systems, Inc.	\$1,075,000		0	In Progress
11/25/2020	Construction	Construction	Telligent Masonry, LLC	\$995,000		11	In Progress
11/25/2020	Construction	Construction	W Concrete, Inc	\$1,231,986		8	In Progress
11/25/2020	Construction	Construction	Fort Myer Construction Corporation	\$153,625		0	In Progress
11/25/2020	Construction	Construction	JB&L Cleaning Services, Inc.	\$136,850		0	In Progress
11/25/2020	Construction	Construction	RJA Construction, Inc	\$250,000		0	In Progress
11/25/2020	Construction	Construction	Stevens Painting Inc.	\$325,900		0	In Progress
11/29/2020	Non-Construction	Non-Construction	VERITAS CONSULTING GROUP, LLC	\$607,217	N/A	0	In Progress
11/29/2020	Non-Construction	Non-Construction	SETTY & ASSOCIATES INTERNATIONAL PLLC	\$2,396,650	N/A	0	N/A
11/29/2020	Non-Construction	Non-Construction	The Computer Solution Company Of VA , LLC	\$813,555	N/A	0	In Progress
11/29/2020	Non-Construction	Non-Construction	Accruent , LLC	\$440,908	N/A	0	In Progress
12/1/2020	Construction	Construction	ABW Appliances	\$679,469	N/A	0	Yes
12/1/2020	Construction	Construction	ABW Appliances	\$148,301	N/A	0	Yes

Executed Agreement Date	Incentive name* (ex: name of grant or tax incentive)	Type of incentive* (ex: grant, tax abatement, loan)	Recipient name*	Incentive amount*	MAR Address / location of investment	Number of District residents employed as a direct result of this investment	Is recipient in compliance with District resident employment requirements?
12/6/2020	Non-Construction	Non-Construction	Ex Consultants, LLC	\$10,000,000		0	In Progress
12/7/2020	Non-Construction	Non-Construction	Netsmart Technologies Inc	\$4,442,508	N/A	0	N/A
12/7/2020	Non-Construction	Non-Construction	COLLEGE BOARD	\$499,930	N/A	0	In Progress
12/8/2020	Non-Construction	Non-Construction	PUBLIC CONSULTING GROUP INC	\$1,855,372	N/A	0	In Progress
12/8/2020	Non-Construction	Non-Construction	MBI HEALTH SERVICES, LLC	\$687,178	N/A	0	N/A
12/8/2020	Non-Construction	Non-Construction	CITY FIRST ENTERPRISES	\$2,200,000	N/A	0	In Progress
12/8/2020	Non-Construction	Non-Construction	Potomac Supply Company LLC	\$950,000	N/A	0	In Progress
12/9/2020	Non-Construction	Non-Construction	KADCON Corporation	\$500,000	N/A	0	N/A
12/9/2020	Construction	Construction	Raymond R Cahow Inc. T/A Asphalt General	\$693,588		0	In Progress
12/9/2020	Construction	Construction	W.G.TOMKO INC	\$1,855,500		3	In Progress
12/10/2020	Non-Construction	Non-Construction	COMPLETE BUILDING SERVICES	\$363,085	N/A	0	N/A



<b>Executed Agreement Date</b>	<b>Incentive name* (ex: name of grant or tax incentive)</b>	<b>Type of incentive* (ex: grant, tax abatement, loan)</b>	<b>Recipient name*</b>	<b>Incentive amount*</b>	<b>MAR Address / location of investment</b>	<b>Number of District residents employed as a direct result of this investment</b>	<b>Is recipient in compliance with District resident employment requirements?</b>
12/14/2020	Construction	Construction	Datawatch Systems, Inc.	\$264,000		0	Yes
12/15/2020	Construction	Construction	CHERRY LANE ELECTRICAL SERVICE INC	\$3,695,000	N/A	0	In Progress
12/15/2020	Construction	Construction	Reliable Solutions LLC	\$350,000	N/A	0	In Progress
12/15/2020	Construction	Construction	Commercial Interiors	\$8,570,000		0	In Progress
12/15/2020	Construction	Construction	Beltway Glazing LLC	\$360,000		0	Yes
12/16/2020	Construction	Construction	Andiemac Waterproofing	\$908,700	N/A	1	In Progress
12/16/2020	Construction	Construction	Baker DC, LLC	\$19,000,000	N/A	10	In Progress
12/16/2020	Construction	Construction	Berkel & Company Contractors, Inc.	\$8,050,000	N/A	2	In Progress
12/16/2020	Construction	Construction	Brothers Mechanical, Inc. HVAC	\$10,350,000	N/A	0	In Progress
12/16/2020	Construction	Construction	Brothers Mechanical, Inc. Plumbing	\$8,050,000	N/A	0	In Progress
12/16/2020	Construction	Construction	Power Design, Inc.	\$11,950,000	N/A	1	In Progress
12/16/2020	Construction	Construction	Atlas Foundations of Washington, LLC	\$1,340,000	N/A	1	In Progress
12/16/2020	Construction	Construction	Kalos Construction	\$880,208	N/A	1	In Progress
12/16/2020	Construction	Construction	Keller Industrial	\$535,000	N/A	0	In Progress

<b>Executed Agreement Date</b>	<b>Incentive name* (ex: name of grant or tax incentive)</b>	<b>Type of incentive* (ex: grant, tax abatement, loan)</b>	<b>Recipient name*</b>	<b>Incentive amount*</b>	<b>MAR Address / location of investment</b>	<b>Number of District residents employed as a direct result of this investment</b>	<b>Is recipient in compliance with District resident employment requirements?</b>
12/16/2020	Construction	Construction	Power Design, Inc.	\$12,525,000	N/A	2	In Progress
12/16/2020	Construction	Construction	Strittmatter Metro, LLC	\$2,350,000	N/A	3	In Progress
12/17/2020	Construction	Construction	Metro Mechanical Contractors, LLC	\$4,057,000		0	In Progress
12/17/2020	Construction	Construction	Capital Realty Group Development	\$1,500,000		5	In Progress
12/17/2020	Construction	Construction	K&M Electrical Services, Inc.	\$853,000		0	In Progress
12/17/2020	Construction	Construction	METROPOLITAN ENGINEERING INC	\$2,348,300		0	In Progress
12/18/2020	Construction	Construction	Baker DC, LLC	\$20,600,000	N/A	6	In Progress
12/21/2020	Construction	Construction	Ruston Paving Company Inc	\$120,000		0	Yes
12/22/2020	Non-Construction	Non-Construction	DIVERSE COMPUTING INC	\$1,190,855	N/A	0	In Progress
12/22/2020	Non-Construction	Non-Construction	Intergraph Corp.	\$840,855	N/A	0	In Progress
12/22/2020	Non-Construction	Non-Construction	AI's TWIN AIR LLC	\$500,000	N/A	2	In Progress
12/22/2020	Non-Construction	Non-Construction	DECCA DEVELOPMENT CORPORATION	\$500,000	N/A	0	In Progress

Executed Agreement Date	Incentive name* (ex: name of grant or tax incentive)	Type of incentive* (ex: grant, tax abatement, loan)	Recipient name*	Incentive amount*	MAR Address / location of investment	Number of District residents employed as a direct result of this investment	Is recipient in compliance with District resident employment requirements?
12/22/2020	Non-Construction	Non-Construction	Chesapeake Regional System for our Patients, Inc,	\$370,000	N/A	0	N/A
12/22/2020	Non-Construction	Non-Construction	Development Innovation System C DISC LLC	\$10,000,000	N/A	0	N/A
12/22/2020	Non-Construction	Non-Construction	SIVIC SOLUTION GROUP, LLC	\$422,065	N/A	0	In Progress
12/22/2020	Non-Construction	Non-Construction	The National Center for Children and Families	\$25,813,481		0	N/A
12/22/2020	Non-Construction	Non-Construction	health IT 2 Business Solutions, LLC	\$10,000,000		0	In Progress
12/22/2020	Non-Construction	Non-Construction	ADVANCE EMPLOYEE INTELLIGENCE	\$10,000,000		0	In Progress
12/23/2020	Non-Construction	Non-Construction	N2GRATE GOVERNMENT SERVICES SOLUTIONS LL	\$1,998,000	N/A	0	In Progress
12/23/2020	Non-Construction	Non-Construction	CINTAS CORPORATION	\$350,000	N/A	0	N/A
12/23/2020	Non-Construction	Non-Construction	QUETEL CORP	\$600,000	N/A	0	In Progress

<b>Executed Agreement Date</b>	<b>Incentive name* (ex: name of grant or tax incentive)</b>	<b>Type of incentive* (ex: grant, tax abatement, loan)</b>	<b>Recipient name*</b>	<b>Incentive amount*</b>	<b>MAR Address / location of investment</b>	<b>Number of District residents employed as a direct result of this investment</b>	<b>Is recipient in compliance with District resident employment requirements?</b>
12/23/2020	Non-Construction	Non-Construction	NSIGHT365	\$950,000	N/A	0	N/A
12/23/2020	Non-Construction	Non-Construction	MVS, Inc.	\$732,000	N/A	0	N/A
12/23/2020	Non-Construction	Non-Construction	Pacifio Ford Inc	\$1,298,448	N/A	0	N/A
12/23/2020	Non-Construction	Non-Construction	PC NET, INC.	\$10,000,000	N/A	0	N/A
12/23/2020	Non-Construction	Non-Construction	THE COLES GROUP LLC	\$10,000,000	N/A	0	N/A
12/23/2020	Non-Construction	Non-Construction	Medical Transportation Management, Inc	\$6,035,998	N/A	8	In Progress
12/23/2020	Non-Construction	Non-Construction	NBA Office Products Inc	\$950,000	N/A	0	N/A
12/23/2020	Non-Construction	Non-Construction	MOTLEY RICE LLC	\$50,000,000	N/A	0	N/A
12/23/2020	Construction	Construction	The Miller Clapperton Partnership	\$633,000		0	N/A
12/23/2020	Non-Construction	Non-Construction	health IT 2 Business Solutions, LLC	\$994,924		0	In Progress

Executed Agreement Date	Incentive name* (ex: name of grant or tax incentive)	Type of incentive* (ex: grant, tax abatement, loan)	Recipient name*	Incentive amount*	MAR Address / location of investment	Number of District residents employed as a direct result of this investment	Is recipient in compliance with District resident employment requirements?
12/23/2020	Non-Construction	Non-Construction	TRAINING GROUNDS INC	\$1,199,999		0	In Progress
12/24/2020	Non-Construction	Non-Construction	Veterans Services Corporation	\$750,000,000	N/A	0	In Progress
12/24/2020	Non-Construction	Non-Construction	ENVIROTEST SYSTEMS HOLDINGS CORPORATION	\$3,763,900		0	N/A
12/24/2020	Non-Construction	Non-Construction	Pioneer Credit Recovery Inc	\$2,795,381		0	N/A
12/28/2020	Non-Construction	Non-Construction	SOS Human Capital Solutions	\$900,000	N/A	0	N/A
12/28/2020	Non-Construction	Non-Construction	The JMB Consulting Group	\$950,000	N/A	0	N/A
12/28/2020	Non-Construction	Non-Construction	TIBER HUDSON LLC.	\$950,000	N/A	0	N/A
12/28/2020	Non-Construction	Non-Construction	MOTOROLA SOLUTIONS INC	\$999,578	N/A	0	In Progress
12/28/2020	Non-Construction	Non-Construction	Kline Imports Arlington, Inc	\$263,376		0	N/A
12/28/2020	Non-Construction	Non-Construction	ESI ACQUISITION INC	\$565,000		0	N/A

<b>Executed Agreement Date</b>	<b>Incentive name* (ex: name of grant or tax incentive)</b>	<b>Type of incentive* (ex: grant, tax abatement, loan)</b>	<b>Recipient name*</b>	<b>Incentive amount*</b>	<b>MAR Address / location of investment</b>	<b>Number of District residents employed as a direct result of this investment</b>	<b>Is recipient in compliance with District resident employment requirements?</b>
12/29/2020	Non-Construction	Non-Construction	CAPITAL SERVICES & SUPPLIES, INC.	\$500,000	N/A	0	N/A
12/29/2020	Non-Construction	Non-Construction	Creative Information	\$3,500,542	N/A	0	In Progress
12/29/2020	Non-Construction	Non-Construction	Emerald Cut Public Relations, LLC dba elleven22 PR	\$900,000	N/A	0	In Progress
12/29/2020	Non-Construction	Non-Construction	HARVEY W HOTTEL INC	\$400,000	N/A	0	In Progress
12/29/2020	Non-Construction	Non-Construction	MAGELLAN MEDICAID ADMINISTRATION	\$956,401	N/A	0	In Progress
12/30/2020	Industrial Revenue	Industrial Revenue Bonds (IRB)	ALPHATEC. PC	\$4,793,000	N/A	0	N/A
12/30/2020	Non-Construction	Non-Construction	RAPISCAN SYSTEMS INCF	\$540,762	N/A	0	In Progress
12/30/2020	Non-Construction	Non-Construction	MBB AFFILIATES LLC	\$950,000	N/A	0	N/A
12/30/2020	Non-Construction	Non-Construction	Diona (US) Inc.	\$410,117	N/A	0	In Progress

<b>Executed Agreement Date</b>	<b>Incentive name* (ex: name of grant or tax incentive)</b>	<b>Type of incentive* (ex: grant, tax abatement, loan)</b>	<b>Recipient name*</b>	<b>Incentive amount*</b>	<b>MAR Address / location of investment</b>	<b>Number of District residents employed as a direct result of this investment</b>	<b>Is recipient in compliance with District resident employment requirements?</b>
12/30/2020	Non-Construction	Non-Construction	SYSTEMS & METHODS	\$8,547,750	N/A	0	N/A
12/30/2020	Non-Construction	Non-Construction	Atlantic Tactical	\$339,275	N/A	0	In Progress
12/30/2020	Non-Construction	Non-Construction	THIHA INC.	\$399,876	N/A	0	In Progress
12/30/2020	Non-Construction	Non-Construction	DIGIDOCs	\$8,109,612	N/A	0	In Progress
12/30/2020	Non-Construction	Non-Construction	CITY FIRST ENTERPRISES	\$35,000,000	N/A	0	N/A
12/30/2020	Non-Construction	Non-Construction	LATINO ECONOMIC DEVELOPMENT CENTER	\$15,000,000	N/A	0	In Progress
12/30/2020	Non-Construction	Non-Construction	The Keystone Plus Construction Company	\$300,000		0	N/A
1/4/2021	Construction	Construction	One World Products, LLC	\$825,220		0	In Progress
1/6/2021	Construction	Construction	WKM SOLUTIONS LLC	\$537,338	N/A	0	In Progress
1/6/2021	Construction	Construction	Baker DC, LLC	\$10,296,100		0	In Progress
1/6/2021	Construction	Construction	CAREYS MECHANICAL LLC	\$7,300,000		0	In Progress
1/6/2021	Construction	Construction	Power Design, Inc.	\$7,840,000		1	In Progress

<b>Executed Agreement Date</b>	<b>Incentive name* (ex: name of grant or tax incentive)</b>	<b>Type of incentive* (ex: grant, tax abatement, loan)</b>	<b>Recipient name*</b>	<b>Incentive amount*</b>	<b>MAR Address / location of investment</b>	<b>Number of District residents employed as a direct result of this investment</b>	<b>Is recipient in compliance with District resident employment requirements?</b>
1/6/2021	Construction	Construction	W Concrete, Inc	\$603,302		4	In Progress
1/8/2021	Construction	Construction	Prospect Waterproofing Co.	\$3,100,000		3	In Progress
1/8/2021	Construction	Construction	AES Electrical Inc. DBA Freestate Electrical Construction	\$13,277,690		3	In Progress
1/8/2021	Construction	Construction	W Concrete, Inc	\$1,175,000		0	In Progress
1/12/2021	Construction	Construction	CBG Building Company, LLC	\$45,714,059	N/A	0	N/A
1/12/2021	Construction	Construction	CBG Building Company, LLC	\$92,206,232	N/A	0	N/A
1/12/2021	Construction	Construction	Electrical Automation Services, Inc.	\$179,500	N/A	0	Yes
1/12/2021	Construction	Construction	ALC Caulking LLC.	\$338,000		0	In Progress
1/12/2021	Construction	Construction	J. Roberts, Inc.	\$1,340,000		0	In Progress
1/12/2021	Construction	Construction	Miscellaneous Metals, Inc.	\$1,649,000		1	In Progress
1/12/2021	Construction	Construction	RELIABLE INSTALLATION SERVICES LLC	\$2,604,800		0	In Progress
1/12/2021	Construction	Construction	ROYALS COMMERCIAL SERVICES INC	\$625,000		0	N/A



<b>Executed Agreement Date</b>	<b>Incentive name* (ex: name of grant or tax incentive)</b>	<b>Type of incentive* (ex: grant, tax abatement, loan)</b>	<b>Recipient name*</b>	<b>Incentive amount*</b>	<b>MAR Address / location of investment</b>	<b>Number of District residents employed as a direct result of this investment</b>	<b>Is recipient in compliance with District resident employment requirements?</b>
1/12/2021	Construction	Construction	Service Glass Industries	\$20,866,400		0	In Progress
1/12/2021	Construction	Construction	Jefferson Millwork & Design, Inc.	\$245,000		0	N/A
1/13/2021	Construction	Construction	Protec Construction, Inc.	\$908,935	N/A	0	In Progress
1/13/2021	Construction	Construction	EYA LLC	\$50,175,695	N/A	0	In Progress
1/13/2021	Construction	Construction	Potomac Abatement, Inc.	\$625,940	N/A	0	In Progress
1/13/2021	Construction	Construction	CAPITAL CARPETS INC.	\$1,149,902		0	In Progress
1/13/2021	Construction	Construction	SALAZAR & VALENCIA CONSTRUCTION LLC	\$500,000		0	In Progress
1/13/2021	Construction	Construction	ZEPEDA DRYWALL INC	\$400,000		0	In Progress
1/15/2021	Construction	Construction	Strittmatter Metro, LLC	\$6,315,000	N/A	1	In Progress
1/15/2021	Construction	Construction	ALC Caulking LLC.	\$148,920		0	Yes
1/20/2021	Non-Construction	Non-Construction	SCOTT CIRCLE COMMUNICATIONS INC	\$900,000	N/A	0	N/A
1/20/2021	Non-Construction	Non-Construction	BLACKROCK FINANCIAL MANAGEMENT INC	\$900,000	N/A	0	N/N
1/21/2021	Construction	Construction	CNC Foundations, Inc. dba Helitech Civil Construction Division	\$188,770	N/A	0	N/A

<b>Executed Agreement Date</b>	<b>Incentive name* (ex: name of grant or tax incentive)</b>	<b>Type of incentive* (ex: grant, tax abatement, loan)</b>	<b>Recipient name*</b>	<b>Incentive amount*</b>	<b>MAR Address / location of investment</b>	<b>Number of District residents employed as a direct result of this investment</b>	<b>Is recipient in compliance with District resident employment requirements?</b>
1/21/2021	Construction	Construction	Walter L. Phillips, Inc.	\$150,000	N/A	0	In Progress
1/21/2021	Construction	Construction	Advanced Caulking & Waterproofing, Inc.	\$281,482	N/A	0	In Progress
1/21/2021	Construction	Construction	Floors, Etc.	\$1,582,000	N/A	0	In Progress
1/21/2021	Construction	Construction	GOODWIN BROTHERS SHADES & SPECIALTIES	\$939,000	N/A	0	In Progress
1/21/2021	Construction	Construction	Ruppert Landscape, Inc.	\$2,863,686	N/A	0	In Progress
1/21/2021	Construction	Construction	Source One Flooring	\$2,535,000	N/A	0	In Progress
1/21/2021	Construction	Construction	Sparkle Painting Company, Inc.	\$1,843,000	N/A	0	In Progress
1/21/2021	Construction	Construction	Total Millwork, LLC	\$2,236,831	N/A	0	In Progress
1/21/2021	Construction	Construction	Wings Enterprises, Inc.	\$1,824,393	N/A	1	In Progress
1/21/2021	Construction	Construction	Eckington NE Residential	\$137,920,291	N/A	0	N/A
1/21/2021	Non-Construction	Non-Construction	The National Center for Children and Families	\$22,228,528		0	In Progress
1/21/2021	Construction	Construction	John Gutierrez Studios, Inc	\$120,500		0	In Progress
1/21/2021	Non-Construction	Non-Construction	Kline Imports Arlington, Inc	\$292,500		0	N/A

<b>Executed Agreement Date</b>	<b>Incentive name* (ex: name of grant or tax incentive)</b>	<b>Type of incentive* (ex: grant, tax abatement, loan)</b>	<b>Recipient name*</b>	<b>Incentive amount*</b>	<b>MAR Address / location of investment</b>	<b>Number of District residents employed as a direct result of this investment</b>	<b>Is recipient in compliance with District resident employment requirements?</b>
1/25/2021	Non-Construction	Non-Construction	The Donohoe Companies/Complete Building Services	\$854,905	N/A	0	In Progress
1/25/2021	Non-Construction	Non-Construction	FRESHFARM MARKETS	\$300,000	N/A	0	In Progress
1/25/2021	Non-Construction	Non-Construction	Blue Skye Coakley Williams JV	\$850,000	N/A	0	In Progress
1/25/2021	Non-Construction	Non-Construction	SOS Human Capital Solutions	\$950,000		2	In Progress
1/28/2021	Non-Construction	Non-Construction	LAWMEN SUPPLY CO OF NEW JERSEY INC	\$307,000	N/A	0	N/A
1/28/2021	Non-Construction	Non-Construction	Aon Investments USA Inc.	\$950,000	N/A	0	N/A
1/28/2021	Non-Construction	Non-Construction	Development Innovation System C DISC LLC	\$950,000	N/A	0	N/A
2/1/2021	Non-Construction	Non-Construction	ISM SERVICES INC	\$830,475	N/A	0	In Progress
2/1/2021	Non-Construction	Non-Construction	TPW CONSULTANTS LLC	\$950,000		3	In Progress

<b>Executed Agreement Date</b>	<b>Incentive name* (ex: name of grant or tax incentive)</b>	<b>Type of incentive* (ex: grant, tax abatement, loan)</b>	<b>Recipient name*</b>	<b>Incentive amount*</b>	<b>MAR Address / location of investment</b>	<b>Number of District residents employed as a direct result of this investment</b>	<b>Is recipient in compliance with District resident employment requirements?</b>
2/3/2021	Construction	Construction	RealPage Utility Management Inc	\$115,060		0	In Progress
2/4/2021	Construction	Construction	KELCO INSULATION INC	\$182,610		0	In Progress
2/5/2021	Construction	Construction	Advanced Window, Inc.	\$1,817,000	N/A	0	Yes
2/5/2021	Construction	Construction	Beltway Iron Company, Inc.	\$1,694,098	N/A	0	Yes
2/5/2021	Construction	Construction	E.E. Marr Erectors, Inc.	\$379,200	N/A	0	Yes
2/5/2021	Construction	Construction	Floors, Etc.	\$520,000	N/A	0	NA
2/5/2021	Construction	Construction	Fuentes Fire Protection LLC	\$1,965,001	N/A	0	Yes
2/5/2021	Construction	Construction	Krain Building Services	\$380,501	N/A	0	Yes
2/5/2021	Construction	Construction	Otis Elevator Company	\$743,000	N/A	0	Yes
2/5/2021	Construction	Construction	Potomac Architectural Millwork Corporation	\$418,465	N/A	0	Yes
2/5/2021	Construction	Construction	Power Design, Inc.	\$4,044,563	N/A	0	Yes
2/5/2021	Construction	Construction	Prospect Waterproofing Co.	\$1,190,000	N/A	0	Yes
2/5/2021	Construction	Construction	Ruppert Landscape, Inc.	\$338,318	N/A	3	Yes
2/5/2021	Construction	Construction	Telligent Masonry, LLC	\$635,000	N/A	3	Yes
2/5/2021	Construction	Construction	Advanced Window, Inc.	\$2,000,000	N/A	0	Yes

Executed Agreement Date	Incentive name* (ex: name of grant or tax incentive)	Type of incentive* (ex: grant, tax abatement, loan)	Recipient name*	Incentive amount*	MAR Address / location of investment	Number of District residents employed as a direct result of this investment	Is recipient in compliance with District resident employment requirements?
2/5/2021	Construction	Construction	Beltway Iron Company, Inc.	\$1,632,840	N/A	0	Yes
2/5/2021	Construction	Construction	CIP Finishes, Inc.	\$863,025	N/A	0	Yes
2/5/2021	Construction	Construction	Floors & Fireproofing LLC, DBA Quiet Floor Systems	\$422,662	N/A	0	Yes
2/5/2021	Construction	Construction	Floors, Etc.	\$1,100,000	N/A	0	NA
2/5/2021	Construction	Construction	Fuentes Fire Protection LLC	\$415,922	N/A	0	Yes
2/5/2021	Construction	Construction	Otis Elevator Company	\$1,675,000	N/A	0	Yes
2/5/2021	Construction	Construction	Potomac Architectural Millwork Corporation	\$378,120	N/A	0	Yes
2/5/2021	Construction	Construction	Power Design, Inc.	\$8,705,000	N/A	3	Yes
2/5/2021	Construction	Construction	Prospect Waterproofing Co.	\$2,546,000	N/A	0	Yes
2/5/2021	Construction	Construction	RPM Construction Corp.	\$5,017,500	N/A	0	Yes
2/5/2021	Construction	Construction	Telligent Masonry, LLC	\$1,977,000	N/A	0	Yes
2/5/2021	Construction	Construction	Advanced Window, Inc.	\$1,238,000	N/A	0	Yes
2/5/2021	Construction	Construction	CBG Building Company, LLC	\$50,000,000	N/A	0	N/A
2/5/2021	Construction	Construction	Otis Elevator Company	\$350,000	N/A	0	Yes

<b>Executed Agreement Date</b>	<b>Incentive name* (ex: name of grant or tax incentive)</b>	<b>Type of incentive* (ex: grant, tax abatement, loan)</b>	<b>Recipient name*</b>	<b>Incentive amount*</b>	<b>MAR Address / location of investment</b>	<b>Number of District residents employed as a direct result of this investment</b>	<b>Is recipient in compliance with District resident employment requirements?</b>
2/5/2021	Construction	Construction	Power Design, Inc.	\$834,350	N/A	2	Yes
2/5/2021	Construction	Construction	Prospect Waterproofing Co.	\$478,500	N/A	0	Yes
2/5/2021	Construction	Construction	RPM Construction Corp.	\$1,128,700	N/A	0	Yes
2/5/2021	Construction	Construction	Telligent Masonry, LLC	\$738,000	N/A	0	Yes
2/5/2021	Construction	Construction	Consolidated Waterproofing Contractors	\$982,000		0	In Progress
2/5/2021	Construction	Construction	Parkinson Construction Company, Inc.	\$2,210,000		0	In Progress
2/5/2021	Construction	Construction	Anderson Mechanical Services, Inc.	\$7,300,000		0	In Progress
2/5/2021	Construction	Construction	ANNE ARUNDEL FIRE PROTECTION INC	\$300,000		0	In Progress
2/5/2021	Construction	Construction	Plumbing to the Rescue, Inc.	\$490,000		1	In Progress
2/10/2021	Construction	Construction	Hamel Builders, Inc.	\$8,714,897		2	In Progress
2/10/2021	Construction	Construction	Hamel Builders, Inc.	\$8,373,824		0	In Progress
2/11/2021	Non-Construction	Non-Construction	LATINO ECONOMIC DEVELOPMENT CENTER	\$29,500,000	N/A	4	In Progress

<b>Executed Agreement Date</b>	<b>Incentive name* (ex: name of grant or tax incentive)</b>	<b>Type of incentive* (ex: grant, tax abatement, loan)</b>	<b>Recipient name*</b>	<b>Incentive amount*</b>	<b>MAR Address / location of investment</b>	<b>Number of District residents employed as a direct result of this investment</b>	<b>Is recipient in compliance with District resident employment requirements?</b>
2/11/2021	Non-Construction	Non-Construction	Hefty Haulers LLC	\$500,000	N/A	0	N/A
2/12/2021	Non-Construction	Non-Construction	WASHINGTON DC ECONOMIC PARTNERSHIP	\$3,200,000		0	In Progress
2/17/2021	Non-Construction	Non-Construction	LITERACY PRO SYSTEMS INC.	\$309,948	N/A	0	N/A
2/17/2021	Non-Construction	Non-Construction	ALPHABEST EDUCATION INC.	\$321,600		27	In Progress
2/17/2021	Construction	Construction	Metro Mechanical Contractors, LLC	\$4,057,000		0	In Progress
2/17/2021	Construction	Construction	Mid Atlantic Fountain Design & Mfg. Co Inc.	\$261,742		0	In Progress
2/17/2021	Construction	Construction	ROCK SPRING CONTRACTING LLC	\$889,700		2	In Progress
2/17/2021	Construction	Construction	The Miller Clapperton Partnership	\$812,000		0	In Progress
2/17/2021	Construction	Construction	American Automatic Sprinkler Company, Inc.	\$1,293,000		0	In Progress
2/17/2021	Non-Construction	Non-Construction	THE COLES GROUP LLC	\$331,240		0	N/A

<b>Executed Agreement Date</b>	<b>Incentive name* (ex: name of grant or tax incentive)</b>	<b>Type of incentive* (ex: grant, tax abatement, loan)</b>	<b>Recipient name*</b>	<b>Incentive amount*</b>	<b>MAR Address / location of investment</b>	<b>Number of District residents employed as a direct result of this investment</b>	<b>Is recipient in compliance with District resident employment requirements?</b>
2/18/2021	Construction	Construction	Blackwood of DC, LLC	\$2,370,000		0	In Progress
2/18/2021	Construction	Construction	Ted Turner Company, Inc.	\$259,300		0	In Progress
2/19/2021	Construction	Construction	Advanced Window, Inc.	\$14,250,000	N/A	0	In Progress
2/19/2021	Construction	Construction	Breeden Mechanical Design, Inc.	\$16,221,750	N/A	0	In Progress
2/19/2021	Construction	Construction	Fire & Life Safety America, Inc.	\$1,455,000	N/A	0	N/A
2/19/2021	Construction	Construction	Genco Masonry, Inc.	\$445,000	N/A	1	In Progress
2/19/2021	Construction	Construction	Paddock Swimming Pool Company	\$129,500	N/A	0	N/A
2/19/2021	Construction	Construction	THE CHRISTMAN COMPANY	\$17,296,062	N/A	0	N/A
2/19/2021	Construction	Construction	ALLIED DRYWALL CONSTRUCTION INC.	\$514,158		0	In Progress
2/19/2021	Construction	Construction	Ben Lewis Plumbing	\$628,538		0	In Progress
2/19/2021	Construction	Construction	Potomac Abatement, Inc.	\$450,829		0	In Progress
2/19/2021	Construction	Construction	ALLIED DRYWALL CONSTRUCTION INC.	\$535,142		0	In Progress
2/19/2021	Construction	Construction	Ben Lewis Plumbing	\$654,187		0	In Progress



<b>Executed Agreement Date</b>	<b>Incentive name* (ex: name of grant or tax incentive)</b>	<b>Type of incentive* (ex: grant, tax abatement, loan)</b>	<b>Recipient name*</b>	<b>Incentive amount*</b>	<b>MAR Address / location of investment</b>	<b>Number of District residents employed as a direct result of this investment</b>	<b>Is recipient in compliance with District resident employment requirements?</b>
2/19/2021	Construction	Construction	Potomac Abatement, Inc.	\$469,231		0	In Progress
2/19/2021	Construction	Construction	Tidewater Glazing, Inc.	\$1,166,620		6	In Progress
2/23/2021	Non-Construction	Non-Construction	Adrian L. Merton, Inc.	\$950,000	N/A	0	N/A
2/23/2021	Non-Construction	Non-Construction	SBC Corporation	\$600,000		0	In Progress
2/24/2021	Construction	Construction	Clemons Builders, Inc.	\$852,880		0	N/A
2/26/2021	Construction	Construction	Baker DC, LLC	\$12,495,000	N/A	11	Yes
2/26/2021	Construction	Construction	Delaware Elevator	\$297,455	N/A	0	N/A
2/26/2021	Construction	Construction	J.S. Wagner Company	\$1,725,954	N/A	0	In Progress
2/26/2021	Construction	Construction	Potomac Abatement, Inc.	\$625,940	N/A	2	In Progress
2/26/2021	Construction	Construction	Precision Wall Tech, Inc.	\$345,918	N/A	0	In Progress
2/26/2021	Construction	Construction	G.H. Nitzel, Inc.	\$162,415	N/A	0	Yes
3/1/2021	Construction	Construction	KT Enterprises, Inc.	\$764,920		0	Yes
3/2/2021	Construction	Construction	KIPP DC	\$79,493,780	N/A	0	In Progress
3/2/2021	Construction	Construction	Steel Unlimited, Inc.	\$133,850		0	Yes
3/3/2021	Construction	Construction	The Whiting-Turner Contracting Company	\$13,209,091	N/A	0	In Progress

<b>Executed Agreement Date</b>	<b>Incentive name* (ex: name of grant or tax incentive)</b>	<b>Type of incentive* (ex: grant, tax abatement, loan)</b>	<b>Recipient name*</b>	<b>Incentive amount*</b>	<b>MAR Address / location of investment</b>	<b>Number of District residents employed as a direct result of this investment</b>	<b>Is recipient in compliance with District resident employment requirements?</b>
3/3/2021	Construction	Construction	The Whiting-Turner Contracting Company	\$1,100,000	N/A	0	N/A
3/3/2021	Construction	Construction	Advantage Air Conditioning of VA	\$3,645,000	N/A	0	Yes
3/3/2021	Construction	Construction	Baker DC, LLC	\$8,270,000	N/A	0	Yes
3/3/2021	Construction	Construction	Advantage Air Conditioning of VA	\$4,586,000	N/A	0	Yes
3/3/2021	Construction	Construction	Christian Siding, LLC	\$2,400,000	N/A	0	Yes
3/3/2021	Construction	Construction	Floor Systems, Inc.	\$1,126,919	N/A	0	NA
3/3/2021	Construction	Construction	R.B. Hinkle Construction, Inc.	\$550,000	N/A	0	Yes
3/3/2021	Construction	Construction	Ruppert Landscape, Inc.	\$1,849,980	N/A	0	In Progress
3/3/2021	Construction	Construction	Superior Foundation, Inc.	\$1,283,830	N/A	7	Yes
3/3/2021	Construction	Construction	Advantage Air Conditioning of VA	\$632,000	N/A	0	Yes
3/3/2021	Construction	Construction	Otis Elevator Company	\$166,000	N/A	0	Yes
3/3/2021	Construction	Construction	The Whiting-Turner Contracting Company	\$58,000,000		0	In Progress
3/4/2021	Non-Construction	Non-Construction	IRVING DEVELOPMENT	\$460,000	N/A	0	In Progress

<b>Executed Agreement Date</b>	<b>Incentive name* (ex: name of grant or tax incentive)</b>	<b>Type of incentive* (ex: grant, tax abatement, loan)</b>	<b>Recipient name*</b>	<b>Incentive amount*</b>	<b>MAR Address / location of investment</b>	<b>Number of District residents employed as a direct result of this investment</b>	<b>Is recipient in compliance with District resident employment requirements?</b>
3/4/2021	Non-Construction	Non-Construction	MDM OFFICE SYSTEMS	\$5,000,000	N/A	0	In Progress
3/4/2021	Non-Construction	Non-Construction	TECKNOMIC LLC	\$950,000	N/A	0	N/A
3/4/2021	Non-Construction	Non-Construction	PERFORMANCE MANAGEMENT SERVICES, LLC	\$588,050	N/A	1	YES
3/4/2021	Non-Construction	Non-Construction	Midtown Personnel, Inc.	\$750,000	N/A	0	N/A
3/4/2021	Non-Construction	Non-Construction	MAXIMUS HEALTH SERVICES, INC.	\$3,029,488	N/A	1	In Progress
3/4/2021	Non-Construction	Non-Construction	RYMAK LLC	\$950,000		0	N/A
3/5/2021	Non-Construction	Non-Construction	FEI SYSTEMS	\$466,654	N/A	0	N/A
3/5/2021	Non-Construction	Non-Construction	DELOITTE CONSULTING LLP	\$900,000	N/A	0	In Progress
3/5/2021	Retail	Retail	RSC ELECTRICAL and MECHANICAL CONTRACTORS, INC.	\$400,000	N/A	0	NO

Executed Agreement Date	Incentive name* (ex: name of grant or tax incentive)	Type of incentive* (ex: grant, tax abatement, loan)	Recipient name*	Incentive amount*	MAR Address / location of investment	Number of District residents employed as a direct result of this investment	Is recipient in compliance with District resident employment requirements?
3/5/2021	Non-Construction	Non-Construction	AGILIAN LLC	\$900,000	N/A	0	N/A
3/5/2021	Non-Construction	Non-Construction	INCAPSULATE, LLC	\$500,000	N/A	0	In Progress
3/5/2021	Non-Construction	Non-Construction	STAR ENTERPRISES INC	\$552,931	N/A	2	N/A
3/5/2021	Non-Construction	Non-Construction	MUNIREvs, Inc.	\$1,434,000	N/A	0	N/A
3/8/2021	Construction	Construction	Regional Contracting Services	\$148,725		1	In Progress
3/8/2021	Construction	Construction	The G-S Company	\$339,060		0	In Progress
3/8/2021	Construction	Construction	Vision Technologies	\$473,864		0	In Progress
3/8/2021	Construction	Construction	Prospect Waterproofing Co.	\$3,000,000		0	In Progress
3/8/2021	Construction	Construction	Regional Contracting Services	\$252,665		0	In Progress
3/8/2021	Construction	Construction	Vision Technologies	\$619,488		0	In Progress
3/8/2021	Construction	Construction	Aris Tile & Flooring	\$700,000		0	In Progress
3/8/2021	Construction	Construction	Canterbury Builders Inc.	\$1,531,986		1	In Progress
3/8/2021	Construction	Construction	GOODWIN BROTHERS SHADES & SPECIALTIES	\$310,000		0	In Progress

<b>Executed Agreement Date</b>	<b>Incentive name* (ex: name of grant or tax incentive)</b>	<b>Type of incentive* (ex: grant, tax abatement, loan)</b>	<b>Recipient name*</b>	<b>Incentive amount*</b>	<b>MAR Address / location of investment</b>	<b>Number of District residents employed as a direct result of this investment</b>	<b>Is recipient in compliance with District resident employment requirements?</b>
3/8/2021	Construction	Construction	Kastle Systems	\$378,757		0	In Progress
3/8/2021	Construction	Construction	Peerless Products, Inc.	\$643,143		0	In Progress
3/8/2021	Construction	Construction	PRO-BELL ENTERPRISES LIMITED	\$136,850		0	In Progress
3/8/2021	Construction	Construction	Reynolds Painting Group LLC	\$1,650,000		0	In Progress
3/9/2021	Construction	Construction	Abrams Hall North LP	\$3,543,000	N/A	0	In Progress
3/9/2021	Construction	Construction	A&H Plumbing, Inc.	\$4,335,000	N/A	0	Yes
3/9/2021	Construction	Construction	A&H Plumbing, Inc.	\$6,157,000	N/A	0	Yes
3/9/2021	Construction	Construction	Contract Hardware, Inc.	\$961,374	N/A	0	N/A
3/9/2021	Construction	Construction	Corinthian Contractors, Inc.	\$422,662	N/A	0	No
3/9/2021	Construction	Construction	A&H Plumbing, Inc.	\$782,000	N/A	0	Yes
3/9/2021	Construction	Construction	Bennett Group, Inc.	\$5,878,087	N/A	0	In Progress
3/9/2021	Construction	Construction	UNITED DOMINION REALTY TRUST	\$780,547		0	NA
3/10/2021	Construction	Construction	Joseph J. Magnolia, Inc.	\$110,000	N/A	0	In Progress
3/12/2021	Non-Construction	Non-Construction	SHINBERG LEVINAS ARCHTECTURAL DESIGN INC	\$3,871,848	N/A	0	In Progress

<b>Executed Agreement Date</b>	<b>Incentive name* (ex: name of grant or tax incentive)</b>	<b>Type of incentive* (ex: grant, tax abatement, loan)</b>	<b>Recipient name*</b>	<b>Incentive amount*</b>	<b>MAR Address / location of investment</b>	<b>Number of District residents employed as a direct result of this investment</b>	<b>Is recipient in compliance with District resident employment requirements?</b>
3/12/2021	Non-Construction	Non-Construction	AVID SYSTEMS	\$299,468	N/A	0	N/A
3/12/2021	Non-Construction	Non-Construction	Congregate Solutions LLS	\$950,000	N/A	0	N/A
3/12/2021	Non-Construction	Non-Construction	WASHINGTON AREA NETWORK SERVICES LLC	\$10,000,000	N/A	0	N/A
3/15/2021	Non-Construction	Non-Construction	Federal Resources Supply Company	\$961,306	N/A	1	YES
3/15/2021	Non-Construction	Non-Construction	G-SIDA GENERAL SERVICES	\$2,044,549	N/A	4	N/A
3/15/2021	Non-Construction	Non-Construction	IBG Consulting Group LLC	\$950,000	N/A	0	N/A
3/15/2021	Non-Construction	Non-Construction	MDM OFFICE SYSTEMS	\$500,000	N/A	0	N/A
3/15/2021	Non-Construction	Non-Construction	CRADLE SYSTEMS LLC	\$10,000,000		0	N/A
3/15/2021	Non-Construction	Non-Construction	IBG Consulting Group LLC	\$500,000		0	N/A
3/16/2021	Non-Construction	Non-Construction	JEROME L TAYLOR	\$381,862	N/A	0	In Progress

<b>Executed Agreement Date</b>	<b>Incentive name* (ex: name of grant or tax incentive)</b>	<b>Type of incentive* (ex: grant, tax abatement, loan)</b>	<b>Recipient name*</b>	<b>Incentive amount*</b>	<b>MAR Address / location of investment</b>	<b>Number of District residents employed as a direct result of this investment</b>	<b>Is recipient in compliance with District resident employment requirements?</b>
3/16/2021	Non-Construction	Non-Construction	JEROME L TAYLOR	\$378,395	N/A	0	In Progress
3/16/2021	Non-Construction	Non-Construction	EASTERN PLUMBING SUPPLY INCORPORATED	\$900,000	N/A	0	N/A
3/16/2021	Non-Construction	Non-Construction	LIMNO-TECH INCORPORATED	\$985,432	N/A	0	N/A
3/16/2021	Non-Construction	Non-Construction	AVID SYSTEMS	\$900,000	N/A	0	In Progress
3/17/2021	Construction	Construction	Christman Mid-Atlantic Constructors	\$1,181,918	N/A	1	In Progress
3/17/2021	Construction	Construction	A. Wash & Associates, Inc.	\$2,633,465	N/A	0	Yes
3/17/2021	Construction	Construction	Centennial Builders, Inc.	\$2,633,465	N/A	0	Yes
3/17/2021	Construction	Construction	Charles A. Klein & Sons, Inc.	\$2,633,465	N/A	0	Yes
3/17/2021	Construction	Construction	W Concrete, Inc	\$2,224,266		0	In Progress
3/17/2021	Construction	Construction	Glass Facades LLC	\$861,977		1	In Progress
3/17/2021	Construction	Construction	Sparkle Painting Company, Inc.	\$170,793		0	In Progress
3/17/2021	Construction	Construction	Belfast DC LLC	\$3,500,000		4	In Progress

Executed Agreement Date	Incentive name* (ex: name of grant or tax incentive)	Type of incentive* (ex: grant, tax abatement, loan)	Recipient name*	Incentive amount*	MAR Address / location of investment	Number of District residents employed as a direct result of this investment	Is recipient in compliance with District resident employment requirements?
3/17/2021	Construction	Construction	Genco Masonry, Inc.	\$58,000,000		1	In Progress
3/17/2021	Construction	Construction	Hallmark Iron Works, Inc	\$58,000,000		0	In Progress
3/17/2021	Construction	Construction	The Anderson Company, LLC	\$58,000,000		2	In Progress
3/18/2021	Construction	Construction	Goldin & Stafford, Inc.	\$1,935,000	N/A	0	Yes
3/18/2021	Construction	Construction	Advanced Caulking & Waterproofing, Inc.	\$202,590		0	In Progress
3/18/2021	Construction	Construction	AMA Construction Co., Inc.	\$276,800		0	In Progress
3/18/2021	Construction	Construction	National glass company inc	\$160,000		0	Yes
3/18/2021	Construction	Construction	Baker DC, LLC	\$1,631,300		0	NA
3/18/2021	Construction	Construction	Chapel Valley Landscape Company	\$305,000		0	Yes
3/19/2021	Construction	Construction	Eckington Residential LLC	\$12,200,733	N/A	0	N/A
3/19/2021	Construction	Construction	Imperial Stone Paving Corporation	\$135,500		0	Yes
3/22/2021	Construction	Construction	G AND O DRYWALL INC	\$500,000		0	In Progress



Executed Agreement Date	Incentive name* (ex: name of grant or tax incentive)	Type of incentive* (ex: grant, tax abatement, loan)	Recipient name*	Incentive amount*	MAR Address / location of investment	Number of District residents employed as a direct result of this investment	Is recipient in compliance with District resident employment requirements?
3/23/2021	Non-Construction	Non-Construction	SPECTRUM MANAGEMENT, LLC	\$260,074	N/A	0	N/A
3/23/2021	Non-Construction	Non-Construction	L.S. Caldwell & Associates, Inc.	\$687,265	N/A	8	YES
3/23/2021	Construction	Construction	ChiChi Construction LLC	\$109,000		0	In Progress
3/23/2021	Construction	Construction	Santos Fire Protection LLC	\$240,000		0	Yes
3/23/2021	Construction	Construction	GE APPLIANCES	\$1,792,823		0	In Progress
3/24/2021	Construction	Construction	Andiemac Waterproofing	\$980,000		0	In Progress
3/24/2021	Construction	Construction	JAP Design Inc	\$385,700		0	In Progress
3/24/2021	Construction	Construction	Star Creations DBA AJ Madison	\$2,626,000		0	Yes
3/24/2021	Construction	Construction	Ruppert Landscape, Inc.	\$195,000		0	Yes
3/26/2021	Construction	Construction	Christian Siding, LLC	\$955,000	N/A	0	Yes
3/26/2021	Construction	Construction	Christian Siding, LLC	\$620,000	N/A	0	Yes
3/26/2021	Construction	Construction	Utility Systems C&E, LLC	\$6,315,000	N/A	0	In Progress
3/26/2021	Construction	Construction	Churchville Tile and Marble	\$199,000	N/A	0	Yes
3/26/2021	Construction	Construction	Joseph J. Magnolia, Inc.	\$3,325,000		1	In Progress

Executed Agreement Date	Incentive name* (ex: name of grant or tax incentive)	Type of incentive* (ex: grant, tax abatement, loan)	Recipient name*	Incentive amount*	MAR Address / location of investment	Number of District residents employed as a direct result of this investment	Is recipient in compliance with District resident employment requirements?
3/30/2021	Non-Construction	Non-Construction	FAST ENTERPRISES	\$7,637,330	N/A	0	N/A
3/31/2021	Construction	Construction	Hamel Builders, Inc.	\$5,664,064	N/A	0	In Progress
4/1/2021	Non-Construction	Non-Construction	Habilitation Center LLC	\$375,606	N/A	0	N/A
4/1/2021	Non-Construction	Non-Construction	SOIL AND LAND USE TECHNOLOGY, INC.	\$300,000	N/A	2	YES
4/1/2021	Non-Construction	Non-Construction	ABC Technical Solutions, Inc.	\$1,370,521	N/A	0	N/A
4/2/2021	Non-Construction	Non-Construction	WHITMAN REQUARDT & ASSOCIATES LLP	\$5,081,753	N/A	0	In Progress
4/2/2021	Non-Construction	Non-Construction	SOIL AND LAND USE TECHNOLOGY, INC.	\$979,750	N/A	0	In Progress
4/6/2021	Non-Construction	Non-Construction	MDM OFFICE SYSTEMS	\$900,000	N/A	0	N/A
4/6/2021	Non-Construction	Non-Construction	E7STRATEGIES INC	\$950,000		0	N/A
4/7/2021	Construction	Construction	Moretrench American Corporation	\$535,000	N/A	1	In Progress
4/7/2021	Construction	Construction	Clemons Builders, Inc.	\$887,691		0	N/A

Executed Agreement Date	Incentive name* (ex: name of grant or tax incentive)	Type of incentive* (ex: grant, tax abatement, loan)	Recipient name*	Incentive amount*	MAR Address / location of investment	Number of District residents employed as a direct result of this investment	Is recipient in compliance with District resident employment requirements?
4/8/2021	Construction	Construction	Prospect Waterproofing Co.	\$794,000		2	In Progress
4/21/2021	Construction	Construction	Finishing Touch Commercial Cleaning	\$130,291		0	In Progress
4/22/2021	Construction	Construction	J and B Floor Inc	\$253,416	N/A	0	In Progress
4/26/2021	Construction	Construction	sosos llc	\$235,620		0	Yes
4/27/2021	Construction	Construction	C & R Painting Construction, LLC	\$402,840	N/A	0	Yes
4/27/2021	Construction	Construction	LG Capital Drywall and Painting, LLC	\$1,560,850	N/A	0	Yes
4/27/2021	Construction	Construction	Accurate Insulation of Upper Marlboro	\$536,500	N/A	0	In Progress
4/27/2021	Construction	Construction	C & R Painting Construction, LLC	\$721,965	N/A	0	Yes
4/27/2021	Construction	Construction	LG Capital Drywall and Painting, LLC	\$1,424,700	N/A	0	Yes
4/27/2021	Non-Construction	Non-Construction	JEROME L TAYLOR	\$500,000	N/A	0	N/A
4/27/2021	Construction	Construction	AIW, Inc.	\$1,130,000		0	N/A
4/27/2021	Construction	Construction	Sparkle Painting Company, Inc.	\$1,361,365		0	In Progress

Executed Agreement Date	Incentive name* (ex: name of grant or tax incentive)	Type of incentive* (ex: grant, tax abatement, loan)	Recipient name*	Incentive amount*	MAR Address / location of investment	Number of District residents employed as a direct result of this investment	Is recipient in compliance with District resident employment requirements?
4/27/2021	Construction	Construction	PRO-BELL ENTERPRISES LIMITED	\$114,720		0	N/A
4/27/2021	Construction	Construction	Hitt Contracting INC	\$127,001,625		0	In Progress
4/27/2021	Construction	Construction	The Anderson Company, LLC	\$1,529,700		4	In Progress
4/28/2021	Construction	Construction	Old Dominion Erectors, Inc.	\$208,400	N/A	0	In Progress
4/28/2021	Construction	Construction	Tricon Construction, Inc.	\$3,033,000	N/A	1	In Progress
4/28/2021	Construction	Construction	Shirley Contracting Company, LLC	\$1,275,800		1	In Progress
5/3/2021	Construction	Construction	Hamel Builders, Inc.	\$8,022,141	N/A	0	In Progress
5/4/2021	Non-Construction	Non-Construction	AVID SYSTEMS	\$596,730	N/A	0	N/A
5/5/2021	Non-Construction	Non-Construction	MVS, Inc.	\$2,835,348	N/A	0	N/A
5/5/2021	Non-Construction	Non-Construction	NORTH ARROW	\$900,000	N/A	1	N/A
5/6/2021	Construction	Construction	Continental Construction, Inc.	\$395,500		0	In Progress
5/6/2021	Construction	Construction	Sword's Masonry, Inc.	\$195,000		0	In Progress

<b>Executed Agreement Date</b>	<b>Incentive name* (ex: name of grant or tax incentive)</b>	<b>Type of incentive* (ex: grant, tax abatement, loan)</b>	<b>Recipient name*</b>	<b>Incentive amount*</b>	<b>MAR Address / location of investment</b>	<b>Number of District residents employed as a direct result of this investment</b>	<b>Is recipient in compliance with District resident employment requirements?</b>
5/10/2021	Construction	Construction	PAIGE INDUSTRIAL SERVICES INC	\$349,755	N/A	0	N/A
5/10/2021	Construction	Construction	William B. Hopke Co., Inc	\$2,357,405	N/A	2	In Progress
5/12/2021	Construction	Construction	ADJ Sheet Metal, Inc.	\$200,000		0	In Progress
5/12/2021	Construction	Construction	Otis Elevator Company	\$255,000		0	In Progress
5/13/2021	Non-Construction	Non-Construction	ALPHATEC. PC	\$322,000	N/A	0	N/A
5/13/2021	Non-Construction	Non-Construction	Thales DIS USA, Inc.	\$13,707,400	N/A	0	N/A
5/13/2021	Non-Construction	Non-Construction	DLR Group of DC PC	\$1,568,807	N/A	1	N/A
5/13/2021	Non-Construction	Non-Construction	Lakeland Hospital Acquisition dba Lakeland Behavioral Health System	\$722,480	N/A	0	In Progress
5/13/2021	Construction	Construction	The Keystone Plus Construction Company	\$2,804,728	N/A	4	N/A
5/13/2021	Non-Construction	Non-Construction	SYNERGETIC INFORMATION SYSTEM	\$10,000,000		0	N/A

Executed Agreement Date	Incentive name* (ex: name of grant or tax incentive)	Type of incentive* (ex: grant, tax abatement, loan)	Recipient name*	Incentive amount*	MAR Address / location of investment	Number of District residents employed as a direct result of this investment	Is recipient in compliance with District resident employment requirements?
5/13/2021	Non-Construction	Non-Construction	WASHINGTON OPPORTUNITY INSTITUTE, LLC	\$500,000		0	N/A
5/14/2021	Construction	Construction	Joseph J. Magnolia, Inc.	\$908,700	N/A	0	In Progress
5/14/2021	Non-Construction	Non-Construction	ADVANCED NETWORK CONSULTING	\$10,000,000	N/A	0	N/A
5/14/2021	Non-Construction	Non-Construction	RSC ELECTRICAL and MECHANICAL CONTRACTORS, INC.	\$400,000	N/A	0	In Progress
5/14/2021	Construction	Construction	Broughton Construction Company, LLC	\$1,177,722	N/A	0	N/A
5/14/2021	Non-Construction	Non-Construction	SOIL AND LAND USE TECHNOLOGY, INC.	\$950,000	N/A	0	In Progress
5/14/2021	Non-Construction	Non-Construction	VERITAS CONSULTING GROUP, LLC	\$850,000	N/A	0	N/A
5/17/2021	Construction	Construction	TRICORE SYSTEMS	\$976,477	N/A	0	In Progress
5/18/2021	Non-Construction	Non-Construction	Fort Myer Construction Corporation	\$579,287	N/A	0	In Progress
5/18/2021	Non-Construction	Non-Construction	Dakota 3 Consulting Firm Inc.	\$900,000	N/A	0	N/A

<b>Executed Agreement Date</b>	<b>Incentive name* (ex: name of grant or tax incentive)</b>	<b>Type of incentive* (ex: grant, tax abatement, loan)</b>	<b>Recipient name*</b>	<b>Incentive amount*</b>	<b>MAR Address / location of investment</b>	<b>Number of District residents employed as a direct result of this investment</b>	<b>Is recipient in compliance with District resident employment requirements?</b>
5/18/2021	Non-Construction	Non-Construction	SOTO ARCHITECTURE & URBAN DESIGN PLLC	\$697,946	N/A	0	N/A
5/18/2021	Non-Construction	Non-Construction	AT&T	\$1,780,000	N/A	0	N/A
5/18/2021	Non-Construction	Non-Construction	HEALTHBEST Services Inc	\$850,000	N/A	0	N/A
5/18/2021	Non-Construction	Non-Construction	CHAISE MANAGEMENT GROUP LLC	\$950,000		0	N/A
5/20/2021	Construction	Construction	CAPITAL Construction Group, LLC	\$950,000	N/A	0	N/A
5/20/2021	Construction	Construction	4X Concrete LLC	\$3,150,000		0	In Progress
5/20/2021	Construction	Construction	Schuster Concrete Construction	\$10,783,200		0	In Progress
5/20/2021	Construction	Construction	JOHN MORIARTY & ASSOCIATES OF VA LLC	\$780,547		0	In Progress
5/20/2021	Construction	Construction	M&M Site Utilities, LLC	\$780,547		0	NA
5/21/2021	Construction	Construction	Atlas Foundations of Washington, LLC	\$153,550	N/A	0	In Progress
5/21/2021	Construction	Construction	Hirsch Electric LLC	\$1,113,600	N/A	0	In Progress
5/21/2021	Construction	Construction	Commercial Energy Systems	\$141,250	N/A	0	In Progress

<b>Executed Agreement Date</b>	<b>Incentive name* (ex: name of grant or tax incentive)</b>	<b>Type of incentive* (ex: grant, tax abatement, loan)</b>	<b>Recipient name*</b>	<b>Incentive amount*</b>	<b>MAR Address / location of investment</b>	<b>Number of District residents employed as a direct result of this investment</b>	<b>Is recipient in compliance with District resident employment requirements?</b>
5/21/2021	Construction	Construction	Titan Mechanical	\$4,745,569		0	In Progress
5/21/2021	Construction	Construction	Titan Plumbing	\$4,451,790		0	In Progress
5/24/2021	Construction	Construction	Millennium Pools and Spas, LLC	\$280,000		0	In Progress
5/24/2021	Construction	Construction	Floors, Etc.	\$4,060,000		0	N/A
5/24/2021	Construction	Construction	Millennium Pools and Spas, LLC	\$450,000		0	In Progress
5/24/2021	Construction	Construction	Precision Wall Tech, Inc.	\$936,000		0	In Progress
5/26/2021	Construction	Construction	Atlas Foundations of Washington, LLC	\$375,932	N/A	0	In Progress
5/26/2021	Construction	Construction	Capital Mechanical, LLC	\$13,208,091	N/A	0	In Progress
5/26/2021	Construction	Construction	CAREYS MECHANICAL LLC	\$13,208,091	N/A	0	In Progress
5/26/2021	Construction	Construction	Hirsch Electric LLC	\$2,726,400	N/A	1	In Progress
5/26/2021	Construction	Construction	Continental Construction, Inc.	\$600,280	N/A	3	In Progress
5/26/2021	Construction	Construction	Telligent Masonry, LLC	\$1,203,466	N/A	0	In Progress
5/26/2021	Construction	Construction	Erick Ruiz	\$258,184	N/A	0	Yes
5/26/2021	Construction	Construction	JD Long Masonry	\$1,078,300	N/A	0	In Progress
5/26/2021	Construction	Construction	MCN Build	\$79,493,780	N/A	0	In Progress



<b>Executed Agreement Date</b>	<b>Incentive name* (ex: name of grant or tax incentive)</b>	<b>Type of incentive* (ex: grant, tax abatement, loan)</b>	<b>Recipient name*</b>	<b>Incentive amount*</b>	<b>MAR Address / location of investment</b>	<b>Number of District residents employed as a direct result of this investment</b>	<b>Is recipient in compliance with District resident employment requirements?</b>
5/26/2021	Construction	Construction	Millennium Pools and Spas, LLC	\$835,000	N/A	0	In Progress
5/26/2021	Construction	Construction	W Concrete, Inc	\$1,316,896	N/A	4	In Progress
5/26/2021	Construction	Construction	Krick Plumbing & Heating Co., Inc.	\$58,000,000		1	In Progress
5/27/2021	Construction	Construction	DC CENTRAL KITCHEN	\$340,000	N/A	0	N/A
5/27/2021	Non-Construction	Non-Construction	Blue Skye Construction, LLC	\$500,000	N/A	0	N/A
5/27/2021	Construction	Construction	L.F. Jennings, Inc.	\$7,521,257	N/A	0	In Progress
5/27/2021	Non-Construction	Non-Construction	SOS Human Capital Solutions	\$950,000		0	N/A
5/27/2021	Construction	Construction	RFC, Inc.	\$5,850,000		0	In Progress
5/28/2021	Construction	Construction	Berkel & Company Contractors, Inc.	\$482,644	N/A	2	In Progress
5/28/2021	Construction	Construction	CONSYS, INC	\$950,000	N/A	0	N/A
5/28/2021	Construction	Construction	Griffin Dewatering, LLC	\$410,000		0	In Progress
6/1/2021	Construction	Construction	Broughton Construction Company, LLC	\$724,076		0	In Progress
6/3/2021	Construction	Construction	ANNE ARUNDEL FIRE PROTECTION INC	\$380,000	N/A	1	In Progress

Executed Agreement Date	Incentive name* (ex: name of grant or tax incentive)	Type of incentive* (ex: grant, tax abatement, loan)	Recipient name*	Incentive amount*	MAR Address / location of investment	Number of District residents employed as a direct result of this investment	Is recipient in compliance with District resident employment requirements?
6/3/2021	Construction	Construction	C&G Carpentry Services, Inc.	\$2,893,029	N/A	0	In Progress
6/3/2021	Non-Construction	Non-Construction	COMPLETE BUILDING SERVICES	\$2,877,624	N/A	0	N/A
6/3/2021	Non-Construction	Non-Construction	COMPLETE BUILDING SERVICES	\$2,877,624	N/A	0	In Progress
6/3/2021	Non-Construction	Non-Construction	PRECISION SYSTEMS INC	\$5,000,000	N/A	0	In Progress
6/3/2021	Construction	Construction	Floor Systems, Inc.	\$547,732	N/A	0	Yes
6/3/2021	Construction	Construction	Floor Systems, Inc.	\$412,041	N/A	0	Yes
6/3/2021	Non-Construction	Non-Construction	PERFORMANCE MANAGEMENT SERVICES, LLC	\$850,196	N/A	1	In Progress
6/3/2021	Construction	Construction	JD Long Masonry	\$6,328,000		0	In Progress
6/3/2021	Non-Construction	Non-Construction	TANDEM CONGLOMERATE	\$10,000,000		0	N/A
6/4/2021	Construction	Construction	Chiaramonte Construction Company	\$2,630,000	N/A	0	In Progress
6/4/2021	Construction	Construction	DLL Scaffolding, LLC	\$250,098	N/A	1	In Progress
6/7/2021	Construction	Construction	Chevy Chase Contractors, Inc.	\$2,108,687		0	In Progress

<b>Executed Agreement Date</b>	<b>Incentive name* (ex: name of grant or tax incentive)</b>	<b>Type of incentive* (ex: grant, tax abatement, loan)</b>	<b>Recipient name*</b>	<b>Incentive amount*</b>	<b>MAR Address / location of investment</b>	<b>Number of District residents employed as a direct result of this investment</b>	<b>Is recipient in compliance with District resident employment requirements?</b>
6/7/2021	Construction	Construction	Kastle Systems LLC	\$727,846		0	In Progress
6/7/2021	Construction	Construction	Otis Elevator Company	\$500,000		0	In Progress
6/7/2021	Construction	Construction	Ruppert Landscape, Inc.	\$2,523,252		0	In Progress
6/7/2021	Construction	Construction	James G. Davis Construction Corporation	\$39,967,089		0	In Progress
6/8/2021	Non-Construction	Non-Construction	SOS Human Capital Solutions	\$500,000	N/A	0	N/A
6/9/2021	Construction	Construction	ALTA Waterproofing, LLC	\$309,000	N/A	0	In Progress
6/10/2021	Construction	Construction	Prospect Waterproofing Co.	\$2,281,000	N/A	0	In Progress
6/10/2021	Construction	Construction	AIW, Inc.	\$450,700		0	In Progress
6/10/2021	Construction	Construction	Jefferson Millwork & Design, Inc.	\$357,500		0	In Progress
6/10/2021	Construction	Construction	Ruppert Landscape, Inc.	\$148,250		0	In Progress
6/10/2021	Construction	Construction	Synergi, LLC	\$4,940,000		0	N/A
6/11/2021	Construction	Construction	Hamel Builders, Inc.	\$3,543,000	N/A	0	In Progress
6/11/2021	Construction	Construction	Synergi, LLC	\$4,940,000		0	In Progress
6/14/2021	Non-Construction	Non-Construction	GEOGRAPHIC SOLUTIONS	\$3,621,312	N/A	0	In Progress

<b>Executed Agreement Date</b>	<b>Incentive name* (ex: name of grant or tax incentive)</b>	<b>Type of incentive* (ex: grant, tax abatement, loan)</b>	<b>Recipient name*</b>	<b>Incentive amount*</b>	<b>MAR Address / location of investment</b>	<b>Number of District residents employed as a direct result of this investment</b>	<b>Is recipient in compliance with District resident employment requirements?</b>
6/14/2021	Construction	Construction	J. Roberts, Inc.	\$1,503,000		0	In Progress
6/14/2021	Construction	Construction	Kastle Systems LLC	\$103,705		0	In Progress
6/14/2021	Construction	Construction	Kone, Inc.	\$1,995,000		0	N/A
6/14/2021	Construction	Construction	The Justin Company, Inc.	\$4,812,200		1	In Progress
6/15/2021	Construction	Construction	The Keystone Plus Construction Company	\$1,521,663	N/A	0	N/A
6/15/2021	Non-Construction	Non-Construction	COMM SVS FOR AUTISTIC ADULTS & CHILDREN	\$406,223	N/A	0	In Progress
6/15/2021	Non-Construction	Non-Construction	AMT, LLC	\$1,874,891	N/A	2	In Progress
6/15/2021	Non-Construction	Non-Construction	HAYAT BROWN LLC	\$900,000	N/A	0	In Progress
6/15/2021	Non-Construction	Non-Construction	Pacifio Ford Inc	\$1,298,448	N/A	0	N/A
6/15/2021	Non-Construction	Non-Construction	TANDEM CONGLOMERATE	\$10,000,000	N/A	0	N/A
6/15/2021	Non-Construction	Non-Construction	ALTAGAIN SOLUTIONS	\$950,000	N/A	0	N/A
6/16/2021	Construction	Construction	AIW, Inc.	\$2,025,000	N/A	0	In Progress

Executed Agreement Date	Incentive name* (ex: name of grant or tax incentive)	Type of incentive* (ex: grant, tax abatement, loan)	Recipient name*	Incentive amount*	MAR Address / location of investment	Number of District residents employed as a direct result of this investment	Is recipient in compliance with District resident employment requirements?
6/16/2021	Non-Construction	Non-Construction	JOHNSON MIRMIRAN & THOMPSON	\$5,929,649	N/A	1	YES
6/16/2021	Non-Construction	Non-Construction	Dakota 3 Consulting Firm Inc.	\$950,000	N/A	0	N/A
6/16/2021	Non-Construction	Non-Construction	CATHOLIC CHARITIES OF ARCHDIOCESE OF WASHINGTON, INC	\$1,208,406	N/A	0	In Progress
6/16/2021	Construction	Construction	ALLEGHENY MILLWORK INC	\$2,378,635		0	In Progress
6/16/2021	Construction	Construction	DLL Scaffolding, LLC	\$246,750		0	In Progress
6/16/2021	Construction	Construction	Prospect Waterproofing Co.	\$2,033,000		0	In Progress
6/16/2021	Construction	Construction	TSI/Exterior Wall Systems, Inc.	\$17,942,016		0	In Progress
6/16/2021	Non-Construction	Non-Construction	BAILEY REAL ESTATE HOLDINGS LLC	\$14,999,750		0	In Progress
6/17/2021	Construction	Construction	Congressional Iron Works Inc	\$966,780	N/A	0	N/A
6/17/2021	Construction	Construction	Otis Elevator Company	\$560,000	N/A	0	N/A
6/17/2021	Non-Construction	Non-Construction	HALES CREATIVE SOLUTIONS/Bayne LLC	\$500,000	N/A	0	In Progress

<b>Executed Agreement Date</b>	<b>Incentive name* (ex: name of grant or tax incentive)</b>	<b>Type of incentive* (ex: grant, tax abatement, loan)</b>	<b>Recipient name*</b>	<b>Incentive amount*</b>	<b>MAR Address / location of investment</b>	<b>Number of District residents employed as a direct result of this investment</b>	<b>Is recipient in compliance with District resident employment requirements?</b>
6/17/2021	Non-Construction	Non-Construction	GENERAL SERVICES, INC.	\$1,026,623	N/A	2	YES
6/17/2021	Construction	Construction	Broughton Construction Company, LLC	\$950,000	N/A	0	N/A
6/17/2021	Non-Construction	Non-Construction	ONYX Technology Enterprises LLC	\$950,000	N/A	0	In Progress
6/21/2021	Construction	Construction	Redbrick LMD	\$2,400,000		0	In Progress
6/22/2021	Non-Construction	Non-Construction	SPECTRUM MANAGEMENT, LLC	\$2,171,939	N/A	0	In Progress
6/22/2021	Non-Construction	Non-Construction	INDUSTRIAL BANK OF WASH	\$1,000,000	N/A	0	In Progress
6/22/2021	Non-Construction	Non-Construction	DISTRICT OF COLUMBIA HOSPITAL ASSN	\$508,000	N/A	0	In Progress
6/22/2021	Non-Construction	Non-Construction	Chiaramonte Construction Company	\$597,855	N/A	0	N/A
6/23/2021	Construction	Construction	Capital Mechanical Pro	\$13,208,091	N/A	0	In Progress
6/23/2021	Construction	Construction	CAREYS MECHANICAL LLC	\$13,208,091	N/A	0	In Progress
6/23/2021	Construction	Construction	Capital Mechanical Pro	\$13,208,091	N/A	1	In Progress
6/23/2021	Construction	Construction	JPN Masonry, LLC	\$303,683		0	N/A

<b>Executed Agreement Date</b>	<b>Incentive name* (ex: name of grant or tax incentive)</b>	<b>Type of incentive* (ex: grant, tax abatement, loan)</b>	<b>Recipient name*</b>	<b>Incentive amount*</b>	<b>MAR Address / location of investment</b>	<b>Number of District residents employed as a direct result of this investment</b>	<b>Is recipient in compliance with District resident employment requirements?</b>
6/23/2021	Construction	Construction	Moxy Miscellaneous Metals, LLC	\$302,989		0	In Progress
6/24/2021	Non-Construction	Non-Construction	ADVANCED NETWORK CONSULTING	\$10,000,000	N/A	0	N/A
6/25/2021	Construction	Construction	American Automatic Sprinkler Company, Inc.	\$296,500		0	In Progress
6/25/2021	Construction	Construction	E.E. Marr Erectors, Inc.	\$145,000		0	In Progress
6/25/2021	Construction	Construction	Berkel & Company Contractors, Inc.	\$2,315,000		3	In Progress
6/28/2021	Construction	Construction	Parkinson Construction Company, Inc.	\$950,000	N/A	0	N/A
6/28/2021	Construction	Construction	MARSHALL HEIGHTS COMM DEVLMT ORG INC	\$300,000	N/A	0	N/A
6/28/2021	Construction	Construction	Beltway Iron Company, Inc.	\$2,050,741		0	In Progress
6/28/2021	Construction	Construction	Telligent Masonry, LLC	\$3,068,000		0	In Progress
6/30/2021	Construction	Construction	PAIGE INDUSTRIAL SERVICES INC	\$596,490	N/A	0	In Progress
6/30/2021	Construction	Construction	Big Stuff, Inc.	\$105,000	N/A	0	N/A

Executed Agreement Date	Incentive name* (ex: name of grant or tax incentive)	Type of incentive* (ex: grant, tax abatement, loan)	Recipient name*	Incentive amount*	MAR Address / location of investment	Number of District residents employed as a direct result of this investment	Is recipient in compliance with District resident employment requirements?
6/30/2021	Construction	Construction	Dynamic Contracting, Inc.	\$7,701,000	N/A	0	N/A
6/30/2021	Construction	Construction	Gordon Contractors, Inc.	\$2,200,000	N/A	0	N/A
6/30/2021	Construction	Construction	IRON FABRICATION SERVICES LLC	\$1,000,000	N/A	0	In Progress
6/30/2021	Construction	Construction	Kone, Inc.	\$1,471,961	N/A	0	In Progress
6/30/2021	Construction	Construction	Best Way Electric	\$827,122		0	In Progress
6/30/2021	Construction	Construction	JPN Masonry, LLC	\$318,164		0	N/A
6/30/2021	Construction	Construction	Moxy Miscellaneous Metals, LLC	\$305,802		0	N/A
6/30/2021	Construction	Construction	Best Way Electric	\$860,882		0	In Progress
7/6/2021	Construction	Construction	WINMAR INC	\$950,000	N/A	0	N/A
7/6/2021	Construction	Construction	MLK Gateway Partners LLC	\$250,000	N/A	0	In Progress
7/7/2021	Construction	Construction	PAIGE INDUSTRIAL SERVICES INC	\$855,000	N/A	0	N/A
7/7/2021	Construction	Construction	Chiaramonte Construction Company	\$1,252,500	N/A	0	In Progress
7/7/2021	Construction	Construction	WKM SOLUTIONS LLC	\$3,039,200	N/A	0	N/A



Executed Agreement Date	Incentive name* (ex: name of grant or tax incentive)	Type of incentive* (ex: grant, tax abatement, loan)	Recipient name*	Incentive amount*	MAR Address / location of investment	Number of District residents employed as a direct result of this investment	Is recipient in compliance with District resident employment requirements?
7/7/2021	Construction	Construction	RSC ELECTRICAL and MECHANICAL CONTRACTORS, INC.	\$900,000	N/A	0	In Progress
7/7/2021	Construction	Construction	PAIGE INDUSTRIAL SERVICES INC	\$342,760		0	In Progress
7/7/2021	Construction	Construction	PAIGE INDUSTRIAL SERVICES INC	\$617,749		0	N/A
7/7/2021	Construction	Construction	WKM SOLUTIONS LLC	\$1,261,282		0	In Progress
7/8/2021	Non-Construction	Non-Construction	DLR Group of DC PC	\$2,784,300	N/A	0	N/A
7/8/2021	Non-Construction	Non-Construction	VERITAS CONSULTING GROUP, LLC	\$676,308	N/A	0	In Progress
7/8/2021	Non-Construction	Non-Construction	BAYMARK HEALTH SERVICES OF WEST VIRGINIA	\$500,000		0	In Progress
7/8/2021	Construction	Construction	Christman Mid-Atlantic Constructors	\$780,000		1	In Progress
7/12/2021	Non-Construction	Non-Construction	Katie Helen Family Service Center LLC	\$534,000	N/A	0	N/A
7/13/2021	Non-Construction	Non-Construction	SNA International LLC	\$1,175,428	N/A	0	In Progress

<b>Executed Agreement Date</b>	<b>Incentive name* (ex: name of grant or tax incentive)</b>	<b>Type of incentive* (ex: grant, tax abatement, loan)</b>	<b>Recipient name*</b>	<b>Incentive amount*</b>	<b>MAR Address / location of investment</b>	<b>Number of District residents employed as a direct result of this investment</b>	<b>Is recipient in compliance with District resident employment requirements?</b>
7/14/2021	Construction	Construction	B. Frank Joy LLC	\$579,000	N/A	0	In Progress
7/14/2021	Construction	Construction	Commercial Interiors	\$9,650,000	N/A	0	In Progress
7/14/2021	Construction	Construction	Fire & Life Safety America, Inc.	\$1,300,000	N/A	0	In Progress
7/14/2021	Construction	Construction	Otis Elevator Company	\$1,800,000	N/A	0	N/A
7/14/2021	Construction	Construction	Telligent Masonry, LLC	\$2,400,000	N/A	1	In Progress
7/14/2021	Construction	Construction	Vetro Building Envelope	\$7,300,000	N/A	0	In Progress
7/14/2021	Non-Construction	Non-Construction	AMERICAN SUPPLY COMPANY	\$900,000	N/A	0	N/A
7/14/2021	Non-Construction	Non-Construction	AB CONSULTANTS INC	\$3,750	N/A	0	In Progress
7/14/2021	Construction	Construction	4600 Minnesota Avenue NE LLC	\$400,000	N/A	0	N/A
7/14/2021	Non-Construction	Non-Construction	First Choice Masonry, Inc.	\$399,500	N/A	0	In Progress
7/14/2021	Non-Construction	Non-Construction	InnerCity Collaborative Community Development Corp	\$885,125	N/A	0	In Progress
7/14/2021	Construction	Construction	AAA Insulators, Inc.	\$465,000		0	In Progress
7/14/2021	Construction	Construction	CR Millwork Installation	\$384,410		0	In Progress
7/14/2021	Construction	Construction	KOYDOL INC	\$5,675,000		0	In Progress

Executed Agreement Date	Incentive name* (ex: name of grant or tax incentive)	Type of incentive* (ex: grant, tax abatement, loan)	Recipient name*	Incentive amount*	MAR Address / location of investment	Number of District residents employed as a direct result of this investment	Is recipient in compliance with District resident employment requirements?
7/16/2021	Construction	Construction	Titan Mechanical	\$13,208,901	N/A	0	In Progress
7/16/2021	Non-Construction	Non-Construction	STAR SERVICES	\$10,000,000	N/A	0	N/A
7/16/2021	Non-Construction	Non-Construction	CAPITAL IMPACT PARTNERS	\$1,000,000	N/A	0	N/A
7/16/2021	Non-Construction	Non-Construction	HIGH SIERRA POOLS INC	\$807,094	N/A	0	N/A
7/20/2021	Construction	Construction	Titan Mechanical	\$13,208,901	N/A	0	In Progress
7/21/2021	Non-Construction	Non-Construction	PAC GROUP LLC	\$950,000	N/A	0	N/A
7/21/2021	Construction	Construction	ALLEGHENY MILLWORK INC	\$3,775,000		0	In Progress
7/21/2021	Construction	Construction	United Granite LLC	\$125,400		0	In Progress
7/21/2021	Construction	Construction	Fuentes Fire Protection LLC	\$515,500		0	In Progress
7/23/2021	Non-Construction	Non-Construction	MCGRAW BAGNOLI ARCHITECTS PLLC	\$1,655,600	N/A	0	In Progress
7/23/2021	Non-Construction	Non-Construction	HAUSFELD LLP	\$55,000,000	N/A	0	In Progress
7/23/2021	Non-Construction	Non-Construction	DC General Construction, Inc.	\$950,000	N/A	0	N/A

<b>Executed Agreement Date</b>	<b>Incentive name* (ex: name of grant or tax incentive)</b>	<b>Type of incentive* (ex: grant, tax abatement, loan)</b>	<b>Recipient name*</b>	<b>Incentive amount*</b>	<b>MAR Address / location of investment</b>	<b>Number of District residents employed as a direct result of this investment</b>	<b>Is recipient in compliance with District resident employment requirements?</b>
7/23/2021	Non-Construction	Non-Construction	Blue Skye Coakley Williams JV	\$950,000	N/A	0	N/A
7/23/2021	Non-Construction	Non-Construction	DECCA DEVELOPMENT CORPORATION	\$950,000	N/A	0	N/A
7/23/2021	Non-Construction	Non-Construction	Protec Construction, Inc.	\$950,000	N/A	0	N/A
7/23/2021	Non-Construction	Non-Construction	Advanced Air Mechanical Systems	\$950,000	N/A	0	N/A
7/23/2021	Non-Construction	Non-Construction	Al's TWIN AIR LLC	\$950,000	N/A	0	N/A
7/26/2021	Construction	Construction	Anchor Construction Corporation	\$1,014,344	N/A	0	In Progress
7/26/2021	Non-Construction	Non-Construction	Enlightened Inc.	\$10,000,000	N/A	0	N/A
7/26/2021	Non-Construction	Non-Construction	Bubble Technology Industries Inc.	\$783,975	N/A	0	N/A
7/26/2021	Non-Construction	Non-Construction	VERITAS CONSULTING GROUP, LLC	\$371,320	N/A	0	N/A
7/26/2021	Construction	Construction	Adrian L. Merton, Inc.	\$865,399	N/A	0	In Progress
7/26/2021	Construction	Construction	ROYALS COMMERCIAL SERVICES INC	\$117,800		0	N/A

Executed Agreement Date	Incentive name* (ex: name of grant or tax incentive)	Type of incentive* (ex: grant, tax abatement, loan)	Recipient name*	Incentive amount*	MAR Address / location of investment	Number of District residents employed as a direct result of this investment	Is recipient in compliance with District resident employment requirements?
7/26/2021	Construction	Construction	ROYALS COMMERCIAL SERVICES INC	\$117,800		0	In Progress
7/26/2021	Construction	Construction	C.J. Coakley Company, Inc.	\$150,000		0	In Progress
7/26/2021	Construction	Construction	The Justin Company, Inc.	\$415,000		0	In Progress
7/26/2021	Construction	Construction	W.H. Boyer, Inc.	\$259,800		0	N/A
7/26/2021	Construction	Construction	PAIGE INDUSTRIAL SERVICES INC	\$984,929		0	In Progress
7/27/2021	Non-Construction	Non-Construction	SPECTRUM MANAGEMENT, LLC	\$950,000	N/A	0	N/A
7/27/2021	Non-Construction	Non-Construction	EXP US SERVICES INC	\$3,600,000	N/A	3	In Progress
7/27/2021	Construction	Construction	Far Southeast Family Strengthening Collaborative, Inc.	\$1,000,000	N/A	0	In Progress
7/27/2021	Non-Construction	Non-Construction	The Gaston Group	\$145,000	N/A	0	N/A
7/27/2021	Non-Construction	Non-Construction	AMERICAN CONSTRUCT	\$950,000	N/A	0	N/A

Executed Agreement Date	Incentive name* (ex: name of grant or tax incentive)	Type of incentive* (ex: grant, tax abatement, loan)	Recipient name*	Incentive amount*	MAR Address / location of investment	Number of District residents employed as a direct result of this investment	Is recipient in compliance with District resident employment requirements?
7/27/2021	Non-Construction	Non-Construction	Al's TWIN AIR LLC	\$950,000	N/A	2	In Progress
7/27/2021	Non-Construction	Non-Construction	PROSPECTUS ENTERPRISES INC.	\$500,000	N/A	0	N/A
7/27/2021	Construction	Construction	Chiaramonte Construction Company	\$692,235	N/A	0	N/A
7/28/2021	Construction	Construction	Dynamic Contracting, Inc.	\$13,208,091	N/A	0	N/A
7/29/2021	Construction	Construction	Dynamic Contracting, Inc.	\$1,620,000	N/A	0	In Progress
7/29/2021	Construction	Construction	Royal Homes	\$264,480	N/A	0	In Progress
7/29/2021	Non-Construction	Non-Construction	SETTY & ASSOCIATES INTERNATIONAL PLLC	\$468,000	N/A	0	N/A
7/29/2021	Non-Construction	Non-Construction	C.L Russell Group, LLC	\$950,000	N/A	0	N/A
7/29/2021	Non-Construction	Non-Construction	TAOTI ENTERPRISES INC	\$13,859,400	N/A	0	N/A
7/29/2021	Non-Construction	Non-Construction	ZC SOLUTIONS, LLC	\$10,000,000	N/A	0	N/A
7/29/2021	Construction	Construction	CAPITAL Construction Group, LLC	\$1,901,394	N/A	0	In Progress

<b>Executed Agreement Date</b>	<b>Incentive name* (ex: name of grant or tax incentive)</b>	<b>Type of incentive* (ex: grant, tax abatement, loan)</b>	<b>Recipient name*</b>	<b>Incentive amount*</b>	<b>MAR Address / location of investment</b>	<b>Number of District residents employed as a direct result of this investment</b>	<b>Is recipient in compliance with District resident employment requirements?</b>
7/29/2021	Construction	Construction	Bennett Group, Inc.	\$634,915	N/A	0	N/A
7/29/2021	Non-Construction	Non-Construction	Blue Skye Construction, LLC	\$950,000	N/A	0	N/A
7/29/2021	Non-Construction	Non-Construction	ATMOS SOLUTIONS INC.	\$950,000	N/A	0	N/A
7/29/2021	Non-Construction	Non-Construction	The Donohoe Companies/Complete Building Services	\$962,150		0	In Progress
7/30/2021	Construction	Construction	Paddock Swimming Pool Company	\$146,507		0	In Progress
7/30/2021	Construction	Construction	Prospect Waterproofing Co.	\$2,059,672		0	In Progress
7/30/2021	Construction	Construction	Seal Caulking & Waterproofing, LLC	\$260,515		0	In Progress
7/30/2021	Construction	Construction	Hufcor, Inc.	\$108,000		0	In Progress
7/30/2021	Construction	Construction	Mileham & King, Inc.	\$118,965		0	In Progress
7/30/2021	Construction	Construction	American Automatic Sprinkler Company, Inc.	\$137,000		0	In Progress
7/30/2021	Construction	Construction	David Allen Company	\$271,641		0	In Progress
8/4/2021	Non-Construction	Non-Construction	Katie Helen Family Service Center LLC	\$534,000	N/A	0	N/A

<b>Executed Agreement Date</b>	<b>Incentive name* (ex: name of grant or tax incentive)</b>	<b>Type of incentive* (ex: grant, tax abatement, loan)</b>	<b>Recipient name*</b>	<b>Incentive amount*</b>	<b>MAR Address / location of investment</b>	<b>Number of District residents employed as a direct result of this investment</b>	<b>Is recipient in compliance with District resident employment requirements?</b>
8/4/2021	Non-Construction	Non-Construction	HAYAT BROWN LLC	\$15,000,000	N/A	0	In Progress
8/4/2021	Non-Construction	Non-Construction	The Triage Group, LLC	\$10,000,000	N/A	0	N/A
8/4/2021	Non-Construction	Non-Construction	Enlightened Inc.	\$10,000,000	N/A	0	In Progress
8/4/2021	Non-Construction	Non-Construction	ICI SYSTEMS, INC.	\$950,000	N/A	0	N/A
8/4/2021	Non-Construction	Non-Construction	Kaplan Early Leaning Company	\$354,769	N/A	0	In Progress
8/4/2021	Construction	Construction	Clark Construction Group, LLC	\$165,000,000	N/A	0	In Progress
8/4/2021	Non-Construction	Non-Construction	B&B Floor Services, LLC	\$950,000	N/A	0	N/A
8/4/2021	Non-Construction	Non-Construction	Daily offices Solutions Inc	\$5,000,000	N/A	0	N/A
8/4/2021	Non-Construction	Non-Construction	RBK LANDSCAPING AND CONSTRUCTION INC	\$950,000	N/A	0	N/A
8/4/2021	Non-Construction	Non-Construction	TILDORA SYSTEMS, LLC	\$950,000	N/A	1	YES



<b>Executed Agreement Date</b>	<b>Incentive name* (ex: name of grant or tax incentive)</b>	<b>Type of incentive* (ex: grant, tax abatement, loan)</b>	<b>Recipient name*</b>	<b>Incentive amount*</b>	<b>MAR Address / location of investment</b>	<b>Number of District residents employed as a direct result of this investment</b>	<b>Is recipient in compliance with District resident employment requirements?</b>
8/4/2021	Non-Construction	Non-Construction	PROSPECTUS ENTERPRISES INC.	\$900,000	N/A	0	N/A
8/4/2021	Non-Construction	Non-Construction	GENERAL SERVICES, INC.	\$600,000	N/A	0	N/A
8/4/2021	Construction	Construction	WKM SOLUTIONS LLC	\$924,060		0	N/A
8/4/2021	Construction	Construction	Royals Commercial of Maryland LLC	\$625,000		0	In Progress
8/4/2021	Construction	Construction	ROYALS COMMERCIAL SERVICES INC	\$440,000		0	N/A
8/4/2021	Non-Construction	Non-Construction	UMBRELLA THERAPEUTIC SERVICE	\$769,675		0	N/A
8/5/2021	Construction	Construction	WKM SOLUTIONS LLC	\$1,925,119	N/A	0	In Progress
8/5/2021	Construction	Construction	Advanced Window, Inc.	\$5,150,000	N/A	0	N/A
8/5/2021	Construction	Construction	Blueridge, Inc.	\$450,000	N/A	0	In Progress
8/5/2021	Construction	Construction	CB Flooring, LLC	\$1,619,100	N/A	0	N/A
8/5/2021	Construction	Construction	Iron Fabrication Services, Inc.	\$1,214,985	N/A	0	N/A
8/5/2021	Construction	Construction	J. Roberts, Inc.	\$2,618,300	N/A	0	N/A
8/5/2021	Construction	Construction	Kogo Corporation	\$2,659,000	N/A	0	N/A
8/5/2021	Construction	Construction	Unified Door and Hardware Group LLC	\$2,250,000	N/A	0	N/A

Executed Agreement Date	Incentive name* (ex: name of grant or tax incentive)	Type of incentive* (ex: grant, tax abatement, loan)	Recipient name*	Incentive amount*	MAR Address / location of investment	Number of District residents employed as a direct result of this investment	Is recipient in compliance with District resident employment requirements?
8/6/2021	Construction	Construction	Andiemac Waterproofing	\$1,327,000	N/A	0	N/A
8/9/2021	Construction	Construction	Andiemac Waterproofing	\$3,290,000		0	In Progress
8/10/2021	Construction	Construction	Key Woodworking, Inc.	\$1,060,000	N/A	0	N/A
8/10/2021	Construction	Construction	WKM SOLUTIONS LLC	\$561,423	N/A	0	In Progress
8/10/2021	Construction	Construction	Lord & Company Technologies, Inc.	\$112,000		0	In Progress
8/10/2021	Construction	Construction	WKM SOLUTIONS LLC	\$1,122,002		0	In Progress
8/11/2021	Non-Construction	Non-Construction	VERITAS CONSULTING GROUP, LLC	\$690,319	N/A	0	In Progress
8/11/2021	Non-Construction	Non-Construction	HAYAT BROWN LLC	\$950,000	N/A	0	N/A
8/11/2021	Non-Construction	Non-Construction	GREAT MINDS PBC	\$1,225,390	N/A	0	N/A
8/11/2021	Non-Construction	Non-Construction	IDEAL ELECTRICAL SUPPLY CORPORATION	\$900,000	N/A	0	N/A
8/11/2021	Construction	Construction	Diverse Masonry Corporation	\$1,222,000	N/A	0	N/A
8/11/2021	Construction	Construction	Ellis Page Company, LLC	\$560,000	N/A	0	N/A
8/11/2021	Construction	Construction	JCM Associates, Inc.	\$4,775,000	N/A	0	In Progress

<b>Executed Agreement Date</b>	<b>Incentive name* (ex: name of grant or tax incentive)</b>	<b>Type of incentive* (ex: grant, tax abatement, loan)</b>	<b>Recipient name*</b>	<b>Incentive amount*</b>	<b>MAR Address / location of investment</b>	<b>Number of District residents employed as a direct result of this investment</b>	<b>Is recipient in compliance with District resident employment requirements?</b>
8/11/2021	Construction	Construction	Strittmatter Metro, LLC	\$1,075,000	N/A	1	In Progress
8/11/2021	Non-Construction	Non-Construction	MONDRIAN LLC	\$950,000	N/A	0	N/A
8/11/2021	Non-Construction	Non-Construction	WKM SOLUTIONS LLC	\$950,000	N/A	0	N/A
8/11/2021	Non-Construction	Non-Construction	TechFlairs	\$374,400		0	In Progress
8/12/2021	Non-Construction	Non-Construction	Capitol Services Management, Inc.	\$950,000	N/A	0	In Progress
8/12/2021	Construction	Construction	Citadel Firm	\$540,430	N/A	0	In Progress
8/13/2021	Construction	Construction	Best Way Electric	\$605,302	N/A	0	In Progress
8/13/2021	Construction	Construction	JM Utility Group	\$403,200		0	In Progress
8/16/2021	Non-Construction	Non-Construction	RETT Consulting Group, LLC.	\$900,000	N/A	0	N/A
8/16/2021	Construction	Construction	Doherty Plumbing Co., Inc.	\$158,200	N/A	0	In Progress
8/16/2021	Construction	Construction	Executive Glass Services, Inc.	\$269,585	N/A	0	In Progress
8/16/2021	Construction	Construction	Phoenix Steel Erectors, Inc.	\$152,881	N/A	0	In Progress

Executed Agreement Date	Incentive name* (ex: name of grant or tax incentive)	Type of incentive* (ex: grant, tax abatement, loan)	Recipient name*	Incentive amount*	MAR Address / location of investment	Number of District residents employed as a direct result of this investment	Is recipient in compliance with District resident employment requirements?
8/16/2021	Construction	Construction	Royals Commercial of Maryland LLC	\$440,000		0	In Progress
8/16/2021	Non-Construction	Non-Construction	MSYS INC	\$10,000,000		0	N/A
8/17/2021	Construction	Construction	Strittmatter Metro, LLC	\$2,230,500	N/A	1	In Progress
8/17/2021	Construction	Construction	Scaffold Resource LLC	\$365,000		0	In Progress
8/17/2021	Construction	Construction	Goldin & Stafford, Inc.	\$1,429,000		0	In Progress
8/17/2021	Construction	Construction	JOHN MORIARTY & ASSOCIATES OF VA LLC	\$8,000,000		0	In Progress
8/17/2021	Construction	Construction	Helix Electric, Inc.	\$2,580,000		0	In Progress
8/17/2021	Construction	Construction	Joseph J. Magnolia, Inc.	\$3,730,000		0	In Progress
8/17/2021	Construction	Construction	Livingston Fire Protection, Inc.	\$450,000		0	N/A
8/17/2021	Construction	Construction	Miller & Long Company, Inc.	\$2,613,750		0	N/A
8/17/2021	Construction	Construction	Miller and Long DC, Inc	\$6,970,000		3	In Progress
8/17/2021	Construction	Construction	Steele Foundation, LLC	\$411,500		5	In Progress
8/17/2021	Construction	Construction	Strittmatter Metro, LLC	\$725,000		0	In Progress
8/18/2021	Construction	Construction	IRON FABRICATION SERVICES LLC	\$300,000	N/A	0	In Progress
8/18/2021	Construction	Construction	Strait Steel, Inc.	\$3,012,000	N/A	0	In Progress

<b>Executed Agreement Date</b>	<b>Incentive name* (ex: name of grant or tax incentive)</b>	<b>Type of incentive* (ex: grant, tax abatement, loan)</b>	<b>Recipient name*</b>	<b>Incentive amount*</b>	<b>MAR Address / location of investment</b>	<b>Number of District residents employed as a direct result of this investment</b>	<b>Is recipient in compliance with District resident employment requirements?</b>
8/18/2021	Construction	Construction	Joseph J. Magnolia, Inc.	\$417,650	N/A	0	In Progress
8/18/2021	Construction	Construction	LP Roofing	\$142,256	N/A	0	In Progress
8/18/2021	Construction	Construction	Strittmatter Metro, LLC	\$480,000	N/A	0	In Progress
8/19/2021	Construction	Construction	E.E. Marr Erectors, Inc.	\$411,400	N/A	0	In Progress
8/19/2021	Non-Construction	Non-Construction	SOIL AND LAND USE TECHNOLOGY, INC.	\$720,000	N/A	0	N/A
8/19/2021	Non-Construction	Non-Construction	THE DNA GROUP	\$950,000	N/A	0	N/A
8/19/2021	Non-Construction	Non-Construction	O BRIEN & GERE ENGINEERS PC	\$494,950		0	N/A
8/19/2021	Non-Construction	Non-Construction	PROSPECTUS ENTERPRISES INC.	\$1,246,650		0	N/A
8/24/2021	Construction	Construction	WKM SOLUTIONS LLC	\$779,022	N/A	0	In Progress
8/24/2021	Construction	Construction	W.G.TOMKO INC	\$620,200	N/A	0	In Progress
8/24/2021	Construction	Construction	Broughton Construction Company, LLC	\$478,776		0	N/A
8/25/2021	Non-Construction	Non-Construction	ARAMARK Correctional Services	\$5,620,162	N/A	1	In Progress
8/25/2021	Non-Construction	Non-Construction	Al's TWIN AIR LLC	\$995,000	N/A	0	N/A

Executed Agreement Date	Incentive name* (ex: name of grant or tax incentive)	Type of incentive* (ex: grant, tax abatement, loan)	Recipient name*	Incentive amount*	MAR Address / location of investment	Number of District residents employed as a direct result of this investment	Is recipient in compliance with District resident employment requirements?
8/25/2021	Non-Construction	Non-Construction	RSC ELECTRICAL and MECHANICAL CONTRACTORS, INC.	\$853,860	N/A	0	In Progress
8/25/2021	Non-Construction	Non-Construction	Advanced Air Mechanical Systems	\$842,855	N/A	0	In Progress
8/25/2021	Construction	Construction	CONSYS, INC	\$944,786	N/A	0	In Progress
8/25/2021	Non-Construction	Non-Construction	REINGOLD LINK	\$750,692	N/A	0	In Progress
8/25/2021	Non-Construction	Non-Construction	Netsmart Technologies Inc	\$1,307,043	N/A	0	In Progress
8/25/2021	Non-Construction	Non-Construction	TILDORA SYSTEMS, LLC	\$950,000	N/A	0	N/A
8/25/2021	Non-Construction	Non-Construction	Sustainable Design Consulting	\$950,000	N/A	0	In Progress
8/25/2021	Construction	Construction	Monarc Construction, Inc.	\$2,055,758	N/A	0	In Progress
8/25/2021	Non-Construction	Non-Construction	NORTH ARROW	\$600,000	N/A	0	N/A
8/25/2021	Non-Construction	Non-Construction	SMBX INC	\$500,000	N/A	0	N/A

Executed Agreement Date	Incentive name* (ex: name of grant or tax incentive)	Type of incentive* (ex: grant, tax abatement, loan)	Recipient name*	Incentive amount*	MAR Address / location of investment	Number of District residents employed as a direct result of this investment	Is recipient in compliance with District resident employment requirements?
8/25/2021	Construction	Construction	Monarc Construction, Inc.	\$1,395,000		0	In Progress
8/25/2021	Non-Construction	Non-Construction	Total Life Consultancy LLC	\$500,000		1	YES
8/25/2021	Construction	Construction	Bennett Group, Inc.	\$543,073		0	N/A
8/26/2021	Non-Construction	Non-Construction	Accelerate Learning Inc.	\$318,995	N/A	0	N/A
8/26/2021	Non-Construction	Non-Construction	Conduent State & Local Solutions	\$26,856,000	N/A	0	In Progress
8/27/2021	Construction	Construction	Bennett Group, Inc.	\$490,856	N/A	0	In Progress
8/27/2021	Construction	Construction	Chiaramonte Construction Company	\$546,573	N/A	0	In Progress
8/27/2021	Construction	Construction	CAPITAL Construction Group, LLC	\$375,500	N/A	0	In Progress
8/30/2021	Non-Construction	Non-Construction	ANADRIA CONSULTING LLC	\$950,000	N/A	0	N/A
8/31/2021	Construction	Construction	Bennett Group, Inc.	\$699,731	N/A	0	N/A
8/31/2021	Non-Construction	Non-Construction	CINNOVAS DEVELOPMENT GROUP LLC	\$950,000	N/A	0	N/A

<b>Executed Agreement Date</b>	<b>Incentive name* (ex: name of grant or tax incentive)</b>	<b>Type of incentive* (ex: grant, tax abatement, loan)</b>	<b>Recipient name*</b>	<b>Incentive amount*</b>	<b>MAR Address / location of investment</b>	<b>Number of District residents employed as a direct result of this investment</b>	<b>Is recipient in compliance with District resident employment requirements?</b>
8/31/2021	Non-Construction	Non-Construction	PRISM INTERNATIONAL, LLC	\$351,652	N/A	0	N/A
8/31/2021	Non-Construction	Non-Construction	Martha's Table	\$400,000	N/A	0	In Progress
8/31/2021	Non-Construction	Non-Construction	ECO Cotton Threads LLC	\$900,000	N/A	0	N/A
8/31/2021	Non-Construction	Non-Construction	SPRINGBOARD COLLABORATIVE	\$354,000		0	N/A
9/2/2021	Non-Construction	Non-Construction	MIMAR PONTE MELLOR OF DC ARCHITECTS & EN	\$950,000	N/A	0	N/A
9/2/2021	Construction	Construction	Protec Construction, Inc.	\$722,430	N/A	0	In Progress
9/2/2021	Non-Construction	Non-Construction	JACOBS ENGINEERING CO	\$225,406		0	N/A
9/2/2021	Non-Construction	Non-Construction	CHANGING TECHNOLOGIES, INC.	\$9,802,000		0	In Progress
9/7/2021	Non-Construction	Non-Construction	Capitol Services Management, Inc.	\$995,000	N/A	0	N/A
9/7/2021	Non-Construction	Non-Construction	SWANN CONSTRUCTION INC	\$950,000	N/A	0	N/A



<b>Executed Agreement Date</b>	<b>Incentive name* (ex: name of grant or tax incentive)</b>	<b>Type of incentive* (ex: grant, tax abatement, loan)</b>	<b>Recipient name*</b>	<b>Incentive amount*</b>	<b>MAR Address / location of investment</b>	<b>Number of District residents employed as a direct result of this investment</b>	<b>Is recipient in compliance with District resident employment requirements?</b>
9/7/2021	Non-Construction	Non-Construction	RBK LANDSCAPING AND CONSTRUCTION INC	\$950,000	N/A	0	N/A
9/7/2021	Non-Construction	Non-Construction	PACE4DC LLC	\$20,000,000	N/A	0	N/A
9/8/2021	Non-Construction	Non-Construction	Shield T3 LLC	\$7,500,000	N/A	32	In Progress
9/8/2021	Non-Construction	Non-Construction	CNA	\$1,500,000	N/A	0	N/A
9/8/2021	Non-Construction	Non-Construction	MAXIMUS HEALTH SERVICES, INC.	\$488,945	N/A	0	N/A
9/8/2021	Non-Construction	Non-Construction	REINGOLD LINK	\$400,000	N/A	0	In Progress
9/8/2021	Non-Construction	Non-Construction	Citadel Firm	\$995,000	N/A	0	N/A
9/8/2021	Non-Construction	Non-Construction	F.S. TAYLOR AND ASSOCIATES PC	\$556,405	N/A	0	N/A
9/8/2021	Non-Construction	Non-Construction	Transcend Inc.	\$329,000	N/A	0	N/A
9/10/2021	Non-Construction	Non-Construction	INNOVATION LIFE SOLUTION	\$540,134	N/A	0	In Progress

<b>Executed Agreement Date</b>	<b>Incentive name* (ex: name of grant or tax incentive)</b>	<b>Type of incentive* (ex: grant, tax abatement, loan)</b>	<b>Recipient name*</b>	<b>Incentive amount*</b>	<b>MAR Address / location of investment</b>	<b>Number of District residents employed as a direct result of this investment</b>	<b>Is recipient in compliance with District resident employment requirements?</b>
9/10/2021	Construction	Construction	Chesapeake Sprinkler Company	\$1,293,000	N/A	0	N/A
9/10/2021	Construction	Construction	Power Design, Inc.	\$13,286,000	N/A	0	In Progress
9/10/2021	Construction	Construction	Utility Systems C&E, LLC	\$432,814	N/A	0	In Progress
9/10/2021	Construction	Construction	SKILLFORCE INC	\$200,000	N/A	0	Yes
9/10/2021	Construction	Construction	Kone, Inc.	\$3,187,500		3	In Progress
9/10/2021	Construction	Construction	Roubin and Janeiro of Virginia, Inc.	\$137,000		0	In Progress
9/10/2021	Construction	Construction	Dennis Stubbs Plumbing Inc.	\$6,550,000		0	In Progress
9/13/2021	Construction	Construction	SALAZAR & VALENCIA CONSTRUCTION LLC	\$160,000	N/A	0	In Progress
9/13/2021	Non-Construction	Non-Construction	ARCADIS District of Columbia. P.C.	\$923,600	N/A	0	In Progress
9/13/2021	Construction	Construction	Smoot Construction of Washington DC	\$28,000,000	N/A	0	In Progress
9/13/2021	Non-Construction	Non-Construction	SOIL AND LAND USE TECHNOLOGY, INC.	\$930,000	N/A	0	In Progress
9/13/2021	Construction	Construction	Wells and Associates, Inc.	\$235,467	N/A	0	In Progress

<b>Executed Agreement Date</b>	<b>Incentive name* (ex: name of grant or tax incentive)</b>	<b>Type of incentive* (ex: grant, tax abatement, loan)</b>	<b>Recipient name*</b>	<b>Incentive amount*</b>	<b>MAR Address / location of investment</b>	<b>Number of District residents employed as a direct result of this investment</b>	<b>Is recipient in compliance with District resident employment requirements?</b>
9/13/2021	Construction	Construction	Parkinson Construction Company, Inc.	\$605,000		0	In Progress
9/13/2021	Construction	Construction	Tony's Plumbing, LLC	\$160,000		0	In Progress
9/13/2021	Construction	Construction	Hitt Contracting INC	\$2,545,627		0	In Progress
9/13/2021	Construction	Construction	Hitt Contracting INC	\$7,199,541		0	In Progress
9/13/2021	Construction	Construction	Miller & Long Company, Inc.	\$8,395,000		0	In Progress
9/13/2021	Construction	Construction	Miller and Long DC, Inc	\$23,187,000		10	In Progress
9/14/2021	Non-Construction	Non-Construction	KCE Champions	\$300,000	N/A	0	N/A
9/14/2021	Non-Construction	Non-Construction	AMC Entertainment Holdings Inc.	\$605,282		11	In Progress
9/14/2021	Non-Construction	Non-Construction	FORDS THEATRE SOCIETY	\$605,282		0	In Progress
9/14/2021	Non-Construction	Non-Construction	GALA Hispanic Theatre	\$442,193		0	In Progress
9/14/2021	Non-Construction	Non-Construction	SECOND HOME LLC	\$368,156		5	In Progress
9/14/2021	Non-Construction	Non-Construction	AUDIT SERVICES US LLC	\$950,000		0	In Progress

Executed Agreement Date	Incentive name* (ex: name of grant or tax incentive)	Type of incentive* (ex: grant, tax abatement, loan)	Recipient name*	Incentive amount*	MAR Address / location of investment	Number of District residents employed as a direct result of this investment	Is recipient in compliance with District resident employment requirements?
9/14/2021	Non-Construction	Non-Construction	Universal Healthcare Mgmt.Services,Inc.	\$950,000		0	In Progress
9/15/2021	Construction	Construction	Absolute Builders, Inc.	\$314,000		0	In Progress
9/15/2021	Construction	Construction	AIW, Inc.	\$1,071,600		0	In Progress
9/15/2021	Construction	Construction	Gelberg Signs	\$262,104		0	In Progress
9/15/2021	Construction	Construction	Imperial Stone Paving Corporation	\$5,275,000		0	In Progress
9/15/2021	Construction	Construction	Kensington Glass Arts Inc.	\$393,602		0	In Progress
9/16/2021	Non-Construction	Non-Construction	MTW Solutions LLC	\$578,040	N/A	0	In Progress
9/16/2021	Non-Construction	Non-Construction	CAREER TEAM LLC	\$430,000	N/A	0	In Progress
9/16/2021	Non-Construction	Non-Construction	GREEN CONSTRUCTION SERVICES GROUP LLC	\$950,000	N/A	0	N/A
9/16/2021	Non-Construction	Non-Construction	Blue Skye Construction, LLC	\$950,000	N/A	0	N/A
9/17/2021	Construction	Construction	Chutes International	\$110,000		0	In Progress
9/17/2021	Construction	Construction	Broughton Construction Company, LLC	\$1,464,051		0	In Progress

<b>Executed Agreement Date</b>	<b>Incentive name* (ex: name of grant or tax incentive)</b>	<b>Type of incentive* (ex: grant, tax abatement, loan)</b>	<b>Recipient name*</b>	<b>Incentive amount*</b>	<b>MAR Address / location of investment</b>	<b>Number of District residents employed as a direct result of this investment</b>	<b>Is recipient in compliance with District resident employment requirements?</b>
9/20/2021	Construction	Construction	The Anderson Company, LLC	\$458,722	N/A	1	In Progress
9/20/2021	Construction	Construction	Airway Sheet Metal Company, Inc.	\$452,303	N/A	0	In Progress
9/20/2021	Construction	Construction	Inново Construction	\$1,050,000	N/A	0	N/A
9/20/2021	Construction	Construction	Reynolds Painting Group LLC	\$1,080,000	N/A	0	In Progress
9/20/2021	Construction	Construction	RGS Products, Inc.	\$1,028,718	N/A	0	N/A
9/20/2021	Construction	Construction	JDC CONSTRUCTION	\$373,185	N/A	0	In Progress
9/21/2021	Non-Construction	Non-Construction	THE PARK AT 14TH	\$368,790		8	N/A
9/22/2021	Construction	Construction	Breeden Mechanical Design, Inc.	\$10,825,882	N/A	0	In Progress
9/22/2021	Construction	Construction	Engineered Construction Products, LTD	\$8,452,230	N/A	0	N/A
9/22/2021	Construction	Construction	JOHN MORIARTY & ASSOCIATES OF VA LLC	\$86,019,826	N/A	0	In Progress
9/22/2021	Construction	Construction	Power Design, Inc.	\$7,858,800	N/A	0	In Progress
9/22/2021	Construction	Construction	Superior Foundation, Inc.	\$739,900	N/A	0	In Progress

<b>Executed Agreement Date</b>	<b>Incentive name* (ex: name of grant or tax incentive)</b>	<b>Type of incentive* (ex: grant, tax abatement, loan)</b>	<b>Recipient name*</b>	<b>Incentive amount*</b>	<b>MAR Address / location of investment</b>	<b>Number of District residents employed as a direct result of this investment</b>	<b>Is recipient in compliance with District resident employment requirements?</b>
9/22/2021	Construction	Construction	M&M Appliance Sales and Service, Inc.	\$1,858,870	N/A	0	N/A
9/23/2021	Construction	Construction	Star Creations DBA AJ Madison	\$1,085,000		0	In Progress
9/24/2021	Construction	Construction	B&M International Steel Company	\$1,668,989	N/A	0	In Progress
9/24/2021	Construction	Construction	M&M Site Utilities, LLC	\$127,500	N/A	0	In Progress
9/24/2021	Construction	Construction	Schuster Concrete Construction	\$13,082,955	N/A	0	In Progress
9/24/2021	Construction	Construction	RLS Construction, Inc	\$795,000	N/A	0	In Progress
9/28/2021	Construction	Construction	Pillar Construction, Inc.	\$1,540,000		0	In Progress
9/28/2021	Construction	Construction	Unified Door and Hardware Group LLC	\$1,602,000		0	In Progress
9/28/2021	Construction	Construction	PCC Construction Components	\$6,500,000		0	In Progress
9/29/2021	Construction	Construction	G AND O DRYWALL INC	\$160,000	N/A	0	In Progress
9/29/2021	Non-Construction	Non-Construction	Edelson PC	\$17,000,000	N/A	0	N/A
9/29/2021	Construction	Construction	Apex Building Controls LLC	\$355,500	N/A	0	In Progress
9/29/2021	Construction	Construction	Poole Landscaping, Inc.	\$1,338,130	N/A	0	In Progress

Executed Agreement Date	Incentive name* (ex: name of grant or tax incentive)	Type of incentive* (ex: grant, tax abatement, loan)	Recipient name*	Incentive amount*	MAR Address / location of investment	Number of District residents employed as a direct result of this investment	Is recipient in compliance with District resident employment requirements?
9/29/2021	Construction	Construction	Manganaro Midatlantic, LLC	\$7,263,000		1	In Progress
9/29/2021	Construction	Construction	ONSITE Woodwork Corporation	\$1,120,000		0	In Progress
3/30/2022	Construction	Construction	Advanced Window, Inc.	\$780,000	1515 NORTH CA	0	In Progress
5/5/2022	Construction	Construction	AIW, Inc.	\$500,000	1515 NORTH CA	0	In Progress
6/6/2022	Construction	Construction	Anchor Construction Corporation	\$430,000	1515 NORTH CA	0	In Progress
5/5/2022	Construction	Construction	Anderson Mechanical Services, Inc.	\$2,550,000	1515 NORTH CA	0	In Progress
6/6/2022	Construction	Construction	Aris Tile & Flooring	\$600,000	1515 NORTH CA	0	In Progress
3/23/2022	Construction	Construction	CAREYS MECHANICAL LLC	\$2,598,930	1515 NORTH CA	0	In Progress
2/23/2022	Construction	Construction	Clark Construction Group, LLC	\$20,228,868	1515 NORTH CA	0	In Progress
3/10/2022	Construction	Construction	Clark Foundations, LLC	\$751,000	1515 NORTH CA	1	In Progress
9/2/2022	Construction	Construction	Continental Construction, Inc.	\$178,300	1515 NORTH CA	0	In Progress
3/11/2022	Construction	Construction	District Electrical Services, Inc.	\$4,400,000	1515 NORTH CA	3	In Progress

Executed Agreement Date	Incentive name* (ex: name of grant or tax incentive)	Type of incentive* (ex: grant, tax abatement, loan)	Recipient name*	Incentive amount*	MAR Address / location of investment	Number of District residents employed as a direct result of this investment	Is recipient in compliance with District resident employment requirements?
3/10/2022	Construction	Construction	Engineered Construction Products, LTD	\$405,000	1515 NORTH CA	0	In Progress
3/23/2022	Construction	Construction	First Choice Masonry, Inc.	\$530,000	1515 NORTH CA	0	In Progress
3/10/2022	Construction	Construction	J R B LLC	\$855,000	1515 NORTH CA	0	In Progress
3/23/2022	Construction	Construction	Jefferson Millwork & Design, Inc.	\$745,000	1515 NORTH CA	0	In Progress
3/25/2022	Construction	Construction	Otis Elevator Company	\$558,000	1515 NORTH CA	0	In Progress
3/30/2022	Construction	Construction	Pillar Construction, Inc.	\$3,912,500	1515 NORTH CA	3	In Progress
6/8/2022	Construction	Construction	S2N Technology Group	\$303,421	1515 NORTH CA	0	In Progress
3/10/2022	Construction	Construction	The Anderson Company, LLC	\$398,000	1515 NORTH CA	0	In Progress
6/6/2022	Construction	Construction	Total Millwork, LLC	\$357,000	1515 NORTH CA	0	In Progress
6/6/2022	Construction	Construction	Unified Door and Hardware Group LLC	\$580,000	1515 NORTH CA	0	In Progress
6/6/2022	Construction	Construction	VSC Fire & Security Inc	\$630,000	1515 NORTH CA	0	In Progress
9/2/2022	Construction	Construction	Wings Enterprises, Inc.	\$308,795	1515 NORTH CA	0	In Progress
9/21/2022	Construction	Construction	Joseph J. Magnolia, Inc.	\$399,100	7428 GEORGIA	0	In Progress
12/7/2021	Construction	Construction	ALLIED DRYWALL CONSTRUCTION INC.	\$295,799	1320 MAIN DRI	0	In Progress



Executed Agreement Date	Incentive name* (ex: name of grant or tax incentive)	Type of incentive* (ex: grant, tax abatement, loan)	Recipient name*	Incentive amount*	MAR Address / location of investment	Number of District residents employed as a direct result of this investment	Is recipient in compliance with District resident employment requirements?
12/7/2021	Construction	Construction	CURTIS EQUIPMENT INC	\$376,340	1320 MAIN DRI	0	In Progress
5/16/2022	Construction	Construction	R.E. Robertson Plumbing & Heating, Inc.	\$1,541,764	1320 MAIN DRI	0	In Progress
9/16/2022	Construction	Construction	Berkel & Company Contractors, Inc.	\$4,525,000	5300 SOUTH DA	2	In Progress
9/2/2022	Construction	Construction	L.F. Jennings, Inc.	\$118,833,698	5300 SOUTH DA	0	In Progress
9/7/2022	Construction	Construction	METRO PAVING CORPORATION	\$416,121	5300 SOUTH DA	0	In Progress
9/16/2022	Construction	Construction	Miller and Long DC, Inc	\$43,400,000	5300 SOUTH DA	4	In Progress
9/16/2022	Construction	Construction	Moretrench American Corporation	\$546,000	5300 SOUTH DA	0	In Progress
5/5/2022	Construction	Construction	AES Electrical Inc. DBA Freestate Electrical Construction	\$448,853	300 VAN BUREN	0	In Progress
5/16/2022	Construction	Construction	Pro Air, Inc.	\$2,777,000	300 VAN BUREN	0	In Progress
12/17/2021	Construction	Construction	Baker DC, LLC	\$14,857,263	1309 5TH STRE	20	In Progress
9/2/2022	Construction	Construction	Canterbury Builders Inc.	\$1,500,595	1309 5TH STRE	1	In Progress
3/23/2022	Construction	Construction	CG Union Market LP	\$90,000,000	1309 5TH STRE	0	In Progress
7/1/2022	Construction	Construction	Cochran & Mann, Inc.	\$662,200	1309 5TH STRE	0	In Progress

Executed Agreement Date	Incentive name* (ex: name of grant or tax incentive)	Type of incentive* (ex: grant, tax abatement, loan)	Recipient name*	Incentive amount*	MAR Address / location of investment	Number of District residents employed as a direct result of this investment	Is recipient in compliance with District resident employment requirements?
7/1/2022	Construction	Construction	Corbett Technology Solutions, Inc.	\$383,726	1309 5TH STREET	0	In Progress
7/25/2022	Construction	Construction	Engineered Construction Products, LTD	\$5,488,605	1309 5TH STREET	0	In Progress
12/17/2021	Construction	Construction	JOHN MORIARTY & ASSOCIATES OF VA LLC	\$82,525,000	1309 5TH STREET	0	In Progress
6/6/2022	Construction	Construction	CAFFES-STEELE Inc.	\$757,140	6900 GEORGIA	0	In Progress
7/27/2022	Construction	Construction	Calvert Restoration	\$228,000	6900 GEORGIA	0	In Progress
9/2/2022	Construction	Construction	CAREYS MECHANICAL LLC	\$4,830,000	6900 GEORGIA	0	In Progress
9/2/2022	Construction	Construction	Castle Sprinkler & Alarm	\$389,795	6900 GEORGIA	0	In Progress
5/16/2022	Construction	Construction	Colonial Electric Company, Inc.	\$3,024,500	6900 GEORGIA	0	In Progress
6/6/2022	Construction	Construction	Davenport Insulation / G&B Insulation	\$289,100	6900 GEORGIA	0	In Progress
5/16/2022	Construction	Construction	First Choice Masonry, Inc.	\$1,250,700	6900 GEORGIA	3	In Progress
6/10/2022	Construction	Construction	Hercules Custom Iron, LLC	\$179,150	6900 GEORGIA	0	In Progress
6/6/2022	Construction	Construction	Joseph J. Magnolia, Inc.	\$131,300	6900 GEORGIA	0	In Progress

<b>Executed Agreement Date</b>	<b>Incentive name* (ex: name of grant or tax incentive)</b>	<b>Type of incentive* (ex: grant, tax abatement, loan)</b>	<b>Recipient name*</b>	<b>Incentive amount*</b>	<b>MAR Address / location of investment</b>	<b>Number of District residents employed as a direct result of this investment</b>	<b>Is recipient in compliance with District resident employment requirements?</b>
9/2/2022	Construction	Construction	M Fire Suppression llc	\$127,492	6900 GEORGIA	0	In Progress
7/27/2022	Construction	Construction	M&M Appliance Sales and Service, Inc.	\$765,299	6900 GEORGIA	0	In Progress
5/5/2022	Construction	Construction	McCullough Construction, LLC	\$35,275,205	6900 GEORGIA	1	In Progress
5/16/2022	Construction	Construction	Miscellaneous Metals, Inc.	\$515,558	6900 GEORGIA	0	In Progress
9/2/2022	Construction	Construction	Prospect Waterproofing Co.	\$747,500	6900 GEORGIA	0	In Progress
5/16/2022	Construction	Construction	RPM Construction Corp.	\$1,027,400	6900 GEORGIA	1	In Progress
6/6/2022	Construction	Construction	RWH Contracting Inc.	\$1,625,000	6900 GEORGIA	0	In Progress
6/8/2022	Construction	Construction	Yalcin	\$468,900	6900 GEORGIA	0	In Progress
9/21/2022	Construction	Construction	Blackwood of DC, LLC	\$7,475,000	6900 GEORGIA	0	In Progress
9/2/2022	Construction	Construction	Bozzuto Contractors, Inc.	\$84,701,236	6900 GEORGIA	0	In Progress
9/21/2022	Construction	Construction	Castle Sprinkler & Alarm	\$950,000	6900 GEORGIA	0	In Progress
9/7/2022	Construction	Construction	Davenport Insulation / G&B Insulation	\$1,060,000	6900 GEORGIA	0	In Progress
9/21/2022	Construction	Construction	IRON FABRICATION SERVICES LLC	\$2,228,000	6900 GEORGIA	0	In Progress
9/2/2022	Construction	Construction	JM Utility Group	\$1,136,200	6900 GEORGIA	0	In Progress

<b>Executed Agreement Date</b>	<b>Incentive name* (ex: name of grant or tax incentive)</b>	<b>Type of incentive* (ex: grant, tax abatement, loan)</b>	<b>Recipient name*</b>	<b>Incentive amount*</b>	<b>MAR Address / location of investment</b>	<b>Number of District residents employed as a direct result of this investment</b>	<b>Is recipient in compliance with District resident employment requirements?</b>
9/7/2022	Construction	Construction	Power Design, Inc.	\$8,400,000	6900 GEORGIA	0	In Progress
9/21/2022	Construction	Construction	Schnabel Foundation Company	\$1,219,676	6900 GEORGIA	4	In Progress
9/7/2022	Construction	Construction	Titan Mechanical	\$2,228,000	6900 GEORGIA	0	In Progress
7/27/2022	Construction	Construction	Alco Doors	\$300,000	6900 GEORGIA	0	In Progress
6/8/2022	Construction	Construction	ALLIED DRYWALL CONSTRUCTION INC.	\$1,460,000	6900 GEORGIA	0	In Progress
2/8/2022	Construction	Construction	ANNE ARUNDEL FIRE PROTECTION INC	\$447,219	6900 GEORGIA	0	In Progress
12/7/2021	Construction	Construction	Blackwood of DC, LLC	\$2,226,000	6900 GEORGIA	1	In Progress
9/7/2022	Construction	Construction	Callejas Contractors LLC	\$250,000	6900 GEORGIA	0	In Progress
12/7/2021	Construction	Construction	CBG Building Company, LLC	\$32,344,366	6900 GEORGIA	0	In Progress
3/22/2022	Construction	Construction	Charles A. Klein & Sons, Inc.	\$1,300,000	6900 GEORGIA	0	In Progress
3/25/2022	Construction	Construction	Colonial Electric Company, Inc.	\$2,065,000	6900 GEORGIA	0	In Progress
7/1/2022	Construction	Construction	Construct VA LLC	\$160,928	6900 GEORGIA	0	In Progress
6/6/2022	Construction	Construction	Contract Hardware, Inc.	\$312,060	6900 GEORGIA	0	In Progress
7/25/2022	Construction	Construction	East Coast Poured Floors, Inc.	\$137,000	6900 GEORGIA	0	In Progress

<b>Executed Agreement Date</b>	<b>Incentive name* (ex: name of grant or tax incentive)</b>	<b>Type of incentive* (ex: grant, tax abatement, loan)</b>	<b>Recipient name*</b>	<b>Incentive amount*</b>	<b>MAR Address / location of investment</b>	<b>Number of District residents employed as a direct result of this investment</b>	<b>Is recipient in compliance with District resident employment requirements?</b>
5/26/2022	Construction	Construction	Elite Sheet Metal Works Inc.	\$2,225,000	6900 GEORGIA	0	In Progress
3/25/2022	Construction	Construction	Engineered Construction Products, LTD	\$1,338,495	6900 GEORGIA	1	In Progress
3/25/2022	Construction	Construction	First Choice Masonry, Inc.	\$1,740,000	6900 GEORGIA	0	In Progress
5/5/2022	Construction	Construction	IRON FABRICATION SERVICES LLC	\$981,990	6900 GEORGIA	0	In Progress
6/29/2022	Construction	Construction	KOYDOL INC	\$675,000	6900 GEORGIA	0	In Progress
3/11/2022	Construction	Construction	Otis Elevator Company	\$417,000	6900 GEORGIA	0	In Progress
1/18/2022	Construction	Construction	RFC, Inc.	\$2,646,813	6900 GEORGIA	0	In Progress
7/25/2022	Construction	Construction	Fort Myer Construction Corporation	\$5,894,262	6900 GEORGIA	1	In Progress
1/20/2022	Construction	Construction	Romero's Plumbing LLC	\$478,830	6900 GEORGIA	0	In Progress
11/15/2021	Construction	Construction	W Concrete, Inc	\$1,212,532	6900 GEORGIA	0	In Progress
12/17/2021	Construction	Construction	CB Flooring, LLC	\$830,000	6900 GEORGIA	0	In Progress
5/16/2022	Construction	Construction	Christian Siding, LLC	\$2,800,000	6900 GEORGIA	0	In Progress
9/2/2022	Construction	Construction	CIP Finishes, Inc.	\$109,450	6900 GEORGIA	0	In Progress
5/20/2022	Construction	Construction	Contract Hardware, Inc.	\$525,000	6900 GEORGIA	0	In Progress
2/8/2022	Construction	Construction	DHP Construction LLC	\$3,190,000	6900 GEORGIA	0	In Progress

<b>Executed Agreement Date</b>	<b>Incentive name* (ex: name of grant or tax incentive)</b>	<b>Type of incentive* (ex: grant, tax abatement, loan)</b>	<b>Recipient name*</b>	<b>Incentive amount*</b>	<b>MAR Address / location of investment</b>	<b>Number of District residents employed as a direct result of this investment</b>	<b>Is recipient in compliance with District resident employment requirements?</b>
7/25/2022	Construction	Construction	East Coast Poured Floors, Inc.	\$396,500	6900 GEORGIA	0	In Progress
5/20/2022	Construction	Construction	Elite Sheet Metal Works Inc.	\$2,225,000	6900 GEORGIA	1	In Progress
5/20/2022	Construction	Construction	Engineered Construction Products, LTD	\$995,000	6900 GEORGIA	1	In Progress
5/5/2022	Construction	Construction	F Roberts Construction, Inc.	\$439,516	6900 GEORGIA	0	In Progress
7/25/2022	Construction	Construction	Fort Myer Construction Corporation	\$140,738	6900 GEORGIA	0	In Progress
3/30/2022	Construction	Construction	JC MECHANICAL & PLUMBING LLC	\$465,000	6900 GEORGIA	0	In Progress
3/7/2022	Construction	Construction	John Deyarmin Carpenter Contractor	\$252,000	6900 GEORGIA	0	In Progress
9/16/2022	Construction	Construction	Otis Elevator Company	\$1,865,000	6900 GEORGIA	0	In Progress
9/16/2022	Construction	Construction	Potomac Architectural Millwork Corporation	\$1,313,000	6900 GEORGIA	0	In Progress
1/20/2022	Construction	Construction	Retana Painting & Wallcoverings LLC	\$1,225,000	6900 GEORGIA	0	In Progress

Executed Agreement Date	Incentive name* (ex: name of grant or tax incentive)	Type of incentive* (ex: grant, tax abatement, loan)	Recipient name*	Incentive amount*	MAR Address / location of investment	Number of District residents employed as a direct result of this investment	Is recipient in compliance with District resident employment requirements?
12/17/2021	Construction	Construction	Superior Foundation, Inc.	\$143,250	6900 GEORGIA	0	In Progress
9/7/2022	Construction	Construction	Vision Technologies	\$293,813	6900 GEORGIA	0	In Progress
3/30/2022	Construction	Construction	Whitaker Parking Systems, Inc.	\$399,352	6900 GEORGIA	0	In Progress
6/29/2022	Construction	Construction	Hitt Contracting INC	\$138,158,744	111 N STREET S	0	In Progress
6/6/2022	Construction	Construction	B&M International Steel Company	\$261,738	1325 5TH STREET	2	In Progress
8/3/2022	Construction	Construction	Baker DC, LLC	\$2,610,864	1325 5TH STREET	0	In Progress
6/6/2022	Construction	Construction	Calvert Masonry, Inc.	\$221,080	1325 5TH STREET	0	In Progress
8/24/2022	Construction	Construction	A&M Drywall Construction	\$6,882,000	202 FLORIDA AVENUE	0	In Progress
8/3/2022	Construction	Construction	Advanced Window, Inc.	\$6,389,140	202 FLORIDA AVENUE	0	In Progress
8/24/2022	Construction	Construction	BAKER CONSTRUCTION DC LLC	\$8,200,000	202 FLORIDA AVENUE	4	In Progress
8/24/2022	Construction	Construction	Beltway Iron Company, Inc.	\$440,000	202 FLORIDA AVENUE	0	In Progress
9/16/2022	Construction	Construction	Fairway Architectural Railing Solutions LLC	\$471,407	202 FLORIDA AVENUE	0	In Progress
8/3/2022	Construction	Construction	Floors, Etc.	\$1,780,000	202 FLORIDA AVENUE	0	In Progress
9/2/2022	Construction	Construction	Genco Masonry, Inc.	\$540,000	202 FLORIDA AVENUE	0	In Progress

Executed Agreement Date	Incentive name* (ex: name of grant or tax incentive)	Type of incentive* (ex: grant, tax abatement, loan)	Recipient name*	Incentive amount*	MAR Address / location of investment	Number of District residents employed as a direct result of this investment	Is recipient in compliance with District resident employment requirements?
7/26/2022	Construction	Construction	JOHN MORIARTY & ASSOCIATES OF VA LLC	\$63,381,231	202 FLORIDA AVE	0	In Progress
9/16/2022	Construction	Construction	Power Design, Inc.	\$6,980,000	202 FLORIDA AVE	0	In Progress
8/24/2022	Construction	Construction	Total Millwork, LLC	\$1,680,000	202 FLORIDA AVE	0	In Progress
8/24/2022	Construction	Construction	Unified Door and Hardware Group LLC	\$1,639,352	202 FLORIDA AVE	0	In Progress
8/5/2022	Construction	Construction	VSC Fire & Security Inc	\$705,000	202 FLORIDA AVE	0	In Progress
12/17/2021	Construction	Construction	The Anderson Company, LLC	\$225,200	139 N STREET S	0	In Progress
3/30/2022	Construction	Construction	Utility Systems C&E, LLC	\$605,940	139 N STREET S	0	In Progress
11/15/2021	Construction	Construction	Joseph J. Magnolia, Inc.	\$1,635,000	139 N STREET S	0	In Progress
12/17/2021	Construction	Construction	The Anderson Company, LLC	\$337,800	139 N STREET S	0	In Progress
3/30/2022	Construction	Construction	Utility Systems C&E, LLC	\$1,164,060	139 N STREET S	0	In Progress
2/8/2022	Construction	Construction	WR SEWAGE & EXCAVATION INC	\$200,000	139 N STREET S	0	In Progress
7/27/2022	Construction	Construction	American Stone Virginia, LLC	\$820,000	625 1ST STREET	0	In Progress
10/1/2021	Construction	Construction	B&M International Steel Company	\$1,050,000	625 1ST STREET	0	In Progress



Executed Agreement Date	Incentive name* (ex: name of grant or tax incentive)	Type of incentive* (ex: grant, tax abatement, loan)	Recipient name*	Incentive amount*	MAR Address / location of investment	Number of District residents employed as a direct result of this investment	Is recipient in compliance with District resident employment requirements?
12/7/2021	Construction	Construction	Brothers Mechanical, Inc.	\$7,350,000	625 1ST STREET	1	In Progress
7/27/2022	Construction	Construction	Commercial Interiors	\$10,100,000	625 1ST STREET	0	In Progress
2/8/2022	Construction	Construction	Diverse Masonry Corporation	\$2,882,000	625 1ST STREET	0	In Progress
7/19/2022	Construction	Construction	Fire & Life Safety America, Inc.	\$1,230,000	625 1ST STREET	0	In Progress
5/5/2022	Construction	Construction	Joseph J. Magnolia, Inc.	\$420,000	625 1ST STREET	0	In Progress
11/15/2021	Construction	Construction	Miscellaneous Metals, Inc.	\$2,295,464	625 1ST STREET	0	In Progress
8/3/2022	Construction	Construction	Otis Elevator Company	\$1,438,600	625 1ST STREET	0	In Progress
5/5/2022	Construction	Construction	Power Design, Inc.	\$8,828,800	625 1ST STREET	3	In Progress
2/8/2022	Construction	Construction	Prospect Waterproofing Co.	\$1,090,000	625 1ST STREET	0	In Progress
5/5/2022	Construction	Construction	RELIABLE INSTALLATION SERVICES LLC	\$990,000	625 1ST STREET	0	In Progress
11/15/2021	Construction	Construction	The Miller Clapperton Partnership	\$2,275,000	625 1ST STREET	0	In Progress
5/16/2022	Construction	Construction	Utility Systems C&E, LLC	\$425,000	625 1ST STREET	0	In Progress
11/9/2021	Grants	Grants	ARTECHOUSE	\$348,469	1250 MARYLAN	0	In Progress

<b>Executed Agreement Date</b>	<b>Incentive name* (ex: name of grant or tax incentive)</b>	<b>Type of incentive* (ex: grant, tax abatement, loan)</b>	<b>Recipient name*</b>	<b>Incentive amount*</b>	<b>MAR Address / location of investment</b>	<b>Number of District residents employed as a direct result of this investment</b>	<b>Is recipient in compliance with District resident employment requirements?</b>
9/22/2022	Non-Construction	Non-Construction	ADMIRAL SECURITY SERVICES	\$136,014		3	In Progress
5/10/2022	Non-Construction	Non-Construction	Hartman Cox Architects, LLP	\$934,692	4200 CONNECT	0	In Progress
3/24/2022	Non-Construction	Non-Construction	BELL ARCHITECTS, PC	\$190,615	1228 9TH STREET	2	In Progress
6/21/2022	Non-Construction	Non-Construction	AGILIAN LLC	\$10,000,000	5335 WISCONSIN	0	In Progress
3/29/2022	Non-Construction	Non-Construction	RONNIE MCGHEE AND ASSOCIATES PLLC	\$1,963,666	611 ALABAMA	0	In Progress
3/28/2022	Non-Construction	Non-Construction	VMDO Architects, P.C.	\$1,307,146	1625 P STREET	0	In Progress
1/13/2022	Non-Construction	Non-Construction	LATINO ECONOMIC DEVELOPMENT CENTER	\$7,969,227	1401 COLUMBIA	0	In Progress
6/9/2022	Non-Construction	Non-Construction	HALES CREATIVE SOLUTIONS/Bayne LLC	\$302,500	3700 HANSBERG	1	In Progress
3/31/2022	Non-Construction	Non-Construction	BCP I LLC	\$14,200,000		0	In Progress
5/31/2022	Non-Construction	Non-Construction	Metropolitan Office Products	\$950,000	100 M STREET S	0	In Progress

<b>Executed Agreement Date</b>	<b>Incentive name* (ex: name of grant or tax incentive)</b>	<b>Type of incentive* (ex: grant, tax abatement, loan)</b>	<b>Recipient name*</b>	<b>Incentive amount*</b>	<b>MAR Address / location of investment</b>	<b>Number of District residents employed as a direct result of this investment</b>	<b>Is recipient in compliance with District resident employment requirements?</b>
5/10/2022	Non-Construction	Non-Construction	Saris Cycling Group Inc.	\$114,016	441 4TH STREET	0	In Progress
3/31/2022	Non-Construction	Non-Construction	CAREER TEAM LLC	\$375,000		0	In Progress
3/28/2022	Non-Construction	Non-Construction	UHS Building Solution Inc.	\$374,678,738		0	In Progress
6/21/2022	Non-Construction	Non-Construction	PARKMOBILE USA,	\$8,500,000	250 M STREET S	0	In Progress
4/11/2022	Non-Construction	Non-Construction	CINNOVAS DEVELOPMENT GROUP LLC	\$6,270,929	1014 C STREET	0	In Progress
5/2/2022	Non-Construction	Non-Construction	RSC ELECTRICAL and MECHANICAL CONTRACTORS, INC.	\$400,000	6039 DIX STREET	0	In Progress
4/5/2022	Non-Construction	Non-Construction	Adrian L. Merton, Inc.	\$400,000		0	In Progress
6/16/2022	Non-Construction	Non-Construction	Children's National at Walter Reed, LLC	\$20,000,000	7144 13TH PL	0	In Progress
8/9/2022	Non-Construction	Non-Construction	COLONIAL PARKING	\$300,000	7144 13TH PL	0	In Progress

Executed Agreement Date	Incentive name* (ex: name of grant or tax incentive)	Type of incentive* (ex: grant, tax abatement, loan)	Recipient name*	Incentive amount*	MAR Address / location of investment	Number of District residents employed as a direct result of this investment	Is recipient in compliance with District resident employment requirements?
5/17/2022	Non-Construction	Non-Construction	OCEANPRO INDUSTRIES	\$1,665,358	500 K STREET N	1	In Progress
5/17/2022	Non-Construction	Non-Construction	GREAT AMERICAN CORPORATION	\$3,431,305	2625 EVARTS S	0	In Progress
3/23/2022	Non-Construction	Non-Construction	G-SIDA GENERAL SERVICES	\$981,910,984	2314 MINNESO	0	In Progress
1/10/2022	Non-Construction	Non-Construction	RWD Consulting,LLC.	\$484,934	1350 PENNSYLV	0	In Progress
6/30/2022	Non-Construction	Non-Construction	RWD Consulting,LLC.	\$491,157	1350 PENNSYLV	0	In Progress
4/1/2022	Non-Construction	Non-Construction	TELECOMMUNICATIONS DEVELOPMENT CORP	\$6,977,116	1919 13TH STRI	0	In Progress
4/7/2022	Non-Construction	Non-Construction	KUMI CONSTRUCTION MANAGEMENT CORPORATION	\$5,007,894	1250 U STREET	0	In Progress
4/11/2022	Non-Construction	Non-Construction	Lynch Development	\$8,442,661	1400 16TH STRI	0	In Progress
4/11/2022	Non-Construction	Non-Construction	Longobardi	\$7,543,460	700 K STREET N	0	In Progress
4/11/2022	Non-Construction	Non-Construction	RUMMEL KLEPPER & KAHL	\$7,737,770	100 M STREET S	0	In Progress

Executed Agreement Date	Incentive name* (ex: name of grant or tax incentive)	Type of incentive* (ex: grant, tax abatement, loan)	Recipient name*	Incentive amount*	MAR Address / location of investment	Number of District residents employed as a direct result of this investment	Is recipient in compliance with District resident employment requirements?
4/7/2022	Non-Construction	Non-Construction	MCKISSACK & MCKISSACK OF WASHINGTON, INC.	\$8,994,104	1250 U STREET	0	In Progress
4/7/2022	Non-Construction	Non-Construction	Cube Hill Partners	\$7,382,880	1100 H STREET	0	In Progress
4/7/2022	Non-Construction	Non-Construction	Brailsford and Dunlavey, Inc.	\$8,426,271	2000 14TH STR	0	In Progress
3/31/2022	Non-Construction	Non-Construction	THE IMPACT GROUP	\$7,050,449	2000 14TH STR	0	In Progress
6/9/2022	Non-Construction	Non-Construction	MARK G ANDERSON CONSULTING INC	\$7,307,624	2000 14TH STR	0	In Progress
4/7/2022	Non-Construction	Non-Construction	JACOBS PROJECT MANAGEMENT CO	\$7,694,401	2000 14TH STR	0	In Progress
4/11/2022	Non-Construction	Non-Construction	CBRE	\$6,802,604	2000 14TH STR	0	In Progress
3/28/2022	Non-Construction	Non-Construction	Corporate Systems Resources	\$315,269	1200 1ST STREE	0	In Progress
3/10/2022	Non-Construction	Non-Construction	CITY FIRST ENTERPRISES	\$39,846,133	1 THOMAS CIRC	0	In Progress
3/23/2022	Non-Construction	Non-Construction	CAMPBELL & COMPANY DC	\$496,778	1050 1ST STREE	0	In Progress

<b>Executed Agreement Date</b>	<b>Incentive name* (ex: name of grant or tax incentive)</b>	<b>Type of incentive* (ex: grant, tax abatement, loan)</b>	<b>Recipient name*</b>	<b>Incentive amount*</b>	<b>MAR Address / location of investment</b>	<b>Number of District residents employed as a direct result of this investment</b>	<b>Is recipient in compliance with District resident employment requirements?</b>
1/13/2022	Non-Construction	Non-Construction	HILLCREST CHILDREN AND FAMILY CENTER	\$996,197	915 RHODE ISLAND	0	In Progress
8/2/2022	Non-Construction	Non-Construction	DIGIDOCs	\$10,000,000	510 FLORIDA AVENUE	0	In Progress
6/21/2022	Non-Construction	Non-Construction	Business Development Associates, LLC	\$800,000	1100 4TH STREET	0	In Progress
5/5/2022	Non-Construction	Non-Construction	Applied Geographics, Inc	\$107,908	250 M STREET S	0	In Progress
4/7/2022	Non-Construction	Non-Construction	Dynamic Green Radiance LLC	\$645,864	400 VIRGINIA AVENUE	0	In Progress
8/16/2022	Non-Construction	Non-Construction	SOIL AND LAND USE TECHNOLOGY, INC.	\$995,000	2000 14TH STREET	0	In Progress
7/7/2022	Non-Construction	Non-Construction	CIRTE	\$490,200	4058 MINNESOTA	0	In Progress
8/9/2022	Non-Construction	Non-Construction	BUSINESS PROMOTION CONSULTANTS, INC	\$2,300,000	5028 WISCONSIN	21	In Progress
1/7/2022	Non-Construction	Non-Construction	United Healthcare	\$209,144,041	655 NEW YORK	17	In Progress
8/9/2022	Non-Construction	Non-Construction	L.S. Caldwell & Associates, Inc.	\$1,200,000	655 NEW YORK	4	In Progress

Executed Agreement Date	Incentive name* (ex: name of grant or tax incentive)	Type of incentive* (ex: grant, tax abatement, loan)	Recipient name*	Incentive amount*	MAR Address / location of investment	Number of District residents employed as a direct result of this investment	Is recipient in compliance with District resident employment requirements?
3/31/2022	Non-Construction	Non-Construction	Dynamic System Inc.	\$8,199,681		0	In Progress
5/20/2022	Non-Construction	Non-Construction	WASHINGTON MARINA CO	\$311,781	1300 MAINE AV	0	In Progress
4/7/2022	Non-Construction	Non-Construction	Greening Urban, LLC	\$900,000	1701 RHODE IS	0	In Progress
12/29/2021	Non-Construction	Non-Construction	GLOBAL CONSULTING INC.	\$400,000		0	In Progress
3/30/2022	Non-Construction	Non-Construction	PCC-STRIDE	\$1,422,142	3001 BLADENSE	0	In Progress
6/29/2022	Non-Construction	Non-Construction	Qlarant	\$9,323,084		0	In Progress
5/31/2022	Non-Construction	Non-Construction	Life Deeds, Inc.	\$325,000	5035 C STREET	0	In Progress
5/20/2022	Non-Construction	Non-Construction	Anacostia Business Improvement District Corporatio	\$3,765,460	1800 MARTIN L	0	In Progress
6/14/2022	Non-Construction	Non-Construction	vTECH SOLUTION	\$336,000	441 4TH STREET	0	In Progress
5/10/2022	Non-Construction	Non-Construction	Nutritional Wealth and Wellness	\$320,183	2234 TOWN CE	0	In Progress

Executed Agreement Date	Incentive name* (ex: name of grant or tax incentive)	Type of incentive* (ex: grant, tax abatement, loan)	Recipient name*	Incentive amount*	MAR Address / location of investment	Number of District residents employed as a direct result of this investment	Is recipient in compliance with District resident employment requirements?
1/13/2022	Non-Construction	Non-Construction	Far Southeast Family Strengthening Collaborative, Inc.	\$550,000	2041 MARTIN L	0	In Progress
3/29/2022	Non-Construction	Non-Construction	DC HOUSING FINANCE AGENCY	\$10,123,753	815 FLORIDA AV	0	In Progress
3/29/2022	Non-Construction	Non-Construction	OMEGA SUPPLY SERVICES INC.	\$950,000	1818 NEW YOR	0	In Progress
3/29/2022	Non-Construction	Non-Construction	ANNIE S HARDWARE	\$950,000	2900 V STREET	6	In Progress
2/7/2022	Non-Construction	Non-Construction	ALEXANDER MATTHEWS	\$950,000	4809 GEORGIA	1	In Progress
6/29/2022	Non-Construction	Non-Construction	Earth's Natural Solutions, LLC	\$900,000	441 4TH STREET	0	In Progress
6/16/2022	Non-Construction	Non-Construction	GATEKEEPERS INTERNET MARKETING	\$950,000	1654 33RD STR	0	In Progress
5/2/2022	Non-Construction	Non-Construction	vTECH SOLUTION	\$950,000	441 4TH STREET	0	In Progress
3/29/2022	Non-Construction	Non-Construction	CATAPULT LEARNING LLC	\$901,549		10	In Progress
3/23/2022	Non-Construction	Non-Construction	PARKMOBILE USA,	\$2,820,000	250 M STREET S	0	In Progress



<b>Executed Agreement Date</b>	<b>Incentive name* (ex: name of grant or tax incentive)</b>	<b>Type of incentive* (ex: grant, tax abatement, loan)</b>	<b>Recipient name*</b>	<b>Incentive amount*</b>	<b>MAR Address / location of investment</b>	<b>Number of District residents employed as a direct result of this investment</b>	<b>Is recipient in compliance with District resident employment requirements?</b>
3/30/2022	Non-Construction	Non-Construction	INTERCONTINENTAL BUILD	\$500,000	1875 K STREET	0	In Progress
3/29/2022	Non-Construction	Non-Construction	INTERCONTINENTAL BUILD	\$900,000	1875 K STREET	0	In Progress
3/28/2022	Non-Construction	Non-Construction	BPM BI INC	\$950,000	1025 CONNECT	0	In Progress
8/9/2022	Non-Construction	Non-Construction	Precision Capital Partners LLC	\$300,000	1100 ALABAMA	0	In Progress
4/1/2022	Non-Construction	Non-Construction	Jones Lang LaSalle Americas	\$7,222,895	2020 K STREET	0	In Progress
6/16/2022	Non-Construction	Non-Construction	K&H Printers-Lithographers, Inc.	\$793,300	441 4TH STREET	0	In Progress
6/14/2022	Non-Construction	Non-Construction	Kinvolved	\$398,492		0	In Progress
4/7/2022	Non-Construction	Non-Construction	CONTEXTGLOBAL INC	\$1,380,662	441 4TH STREET	0	In Progress
4/4/2022	Non-Construction	Non-Construction	LUTHERAN SOCIAL SERVICES	\$1,920,978	1730 RHODE IS	0	In Progress
6/14/2022	Non-Construction	Non-Construction	Patriot Fire LLC	\$350,000	1103 HALF STRI	0	In Progress

<b>Executed Agreement Date</b>	<b>Incentive name* (ex: name of grant or tax incentive)</b>	<b>Type of incentive* (ex: grant, tax abatement, loan)</b>	<b>Recipient name*</b>	<b>Incentive amount*</b>	<b>MAR Address / location of investment</b>	<b>Number of District residents employed as a direct result of this investment</b>	<b>Is recipient in compliance with District resident employment requirements?</b>
6/16/2022	Non-Construction	Non-Construction	MedStar Family Choice	\$2,815,393,911	441 4TH STREET	0	In Progress
6/16/2022	Non-Construction	Non-Construction	Amerigroup District of Columbia Inc	\$248,000,000	609 H STREET S	0	In Progress
6/29/2022	Non-Construction	Non-Construction	COLLABORATIVE COMMUNICAITONS GROUP INC	\$900,000	1029 VERMONT	0	In Progress
3/23/2022	Non-Construction	Non-Construction	Nediam Consultants LLC	\$900,000	655 ANACOSTIA	0	In Progress
9/27/2022	Non-Construction	Non-Construction	TEACHING STRATEGIES LLC	\$484,281	1050 1ST STREET	0	In Progress
5/26/2022	Non-Construction	Non-Construction	Miskiri Hospitality Group	\$757,530	3216 PENNSYLV	0	In Progress
3/28/2022	Non-Construction	Non-Construction	CAPTIVATE PERSPECTIVES	\$10,000,000	700 12TH STREET	0	In Progress
3/29/2022	Non-Construction	Non-Construction	Dynamic Green Radiance LLC	\$950,000	1200 G STREET	0	In Progress
3/29/2022	Non-Construction	Non-Construction	KEET CONSULTING L.L.C.	\$950,000	1317 SHEPHERD	0	In Progress
3/28/2022	Non-Construction	Non-Construction	MW CONSULTING , LLC	\$950,000	5045 C STREET	0	In Progress

Executed Agreement Date	Incentive name* (ex: name of grant or tax incentive)	Type of incentive* (ex: grant, tax abatement, loan)	Recipient name*	Incentive amount*	MAR Address / location of investment	Number of District residents employed as a direct result of this investment	Is recipient in compliance with District resident employment requirements?
4/1/2022	Non-Construction	Non-Construction	SUSAN FITZGERALD & ASSOCIATES	\$950,000	2238 48TH STREET	0	In Progress
5/20/2022	Non-Construction	Non-Construction	NJ3Q Technology LLC	\$950,000	441 4TH STREET	0	In Progress
3/23/2022	Non-Construction	Non-Construction	OST, INC.	\$90,000,000	1100 4TH STREET	1	In Progress
6/30/2022	Non-Construction	Non-Construction	RBK LANDSCAPING AND CONSTRUCTION INC	\$400,000	4635 MINNESOTA	0	In Progress
3/29/2022	Non-Construction	Non-Construction	WestED	\$406,000	1050 1ST STREET	0	In Progress
3/28/2022	Non-Construction	Non-Construction	DIGIDOCs	\$387,242	441 4TH STREET	0	In Progress
7/5/2022	Non-Construction	Non-Construction	SYDAR OF DC LLC	\$750,000	5650 3RD STREET	0	In Progress
5/2/2022	Non-Construction	Non-Construction	Dupont Computers	\$750,000	1300 I STREET N	0	In Progress
6/16/2022	Non-Construction	Non-Construction	ALL PRO ALL SERVICES	\$975,000	1899 9TH STREET	17	In Progress
3/23/2022	Non-Construction	Non-Construction	The Calpro Group	\$982,666	4326 7TH STREET	47	In Progress

Executed Agreement Date	Incentive name* (ex: name of grant or tax incentive)	Type of incentive* (ex: grant, tax abatement, loan)	Recipient name*	Incentive amount*	MAR Address / location of investment	Number of District residents employed as a direct result of this investment	Is recipient in compliance with District resident employment requirements?
4/11/2022	Non-Construction	Non-Construction	TEMPLE GROUP INC	\$5,455,428	2000 14TH STR	0	In Progress
3/24/2022	Non-Construction	Non-Construction	NRI, INC.	\$695,739		4	In Progress
3/28/2022	Non-Construction	Non-Construction	Qlarant	\$8,467,310		2	In Progress
2/7/2022	Non-Construction	Non-Construction	SAGE BUSINESS SERVICES LLC	\$3,480,000		2	In Progress
1/13/2022	Non-Construction	Non-Construction	Wheeler Creek Community Development Corp.	\$934,576	1130 VARNEY S	0	In Progress
3/31/2022	Non-Construction	Non-Construction	Echelon Community Services	\$994,337	5009 EAST CAP	0	In Progress
6/16/2022	Non-Construction	Non-Construction	AMERISOURCEBERGEN DRUG	\$14,000,000	899 NORTH CA	0	In Progress
6/9/2022	Non-Construction	Non-Construction	Smith Group	\$233,495	4500 CONNECT	0	In Progress
5/31/2022	Non-Construction	Non-Construction	RUN VEGGIE LLC	\$1,552,217	2154 24TH PLA	8	In Progress
3/24/2022	Non-Construction	Non-Construction	Creative Pathways Inc.	\$31,825,980	200 I STREET SE	0	In Progress

<b>Executed Agreement Date</b>	<b>Incentive name* (ex: name of grant or tax incentive)</b>	<b>Type of incentive* (ex: grant, tax abatement, loan)</b>	<b>Recipient name*</b>	<b>Incentive amount*</b>	<b>MAR Address / location of investment</b>	<b>Number of District residents employed as a direct result of this investment</b>	<b>Is recipient in compliance with District resident employment requirements?</b>
3/24/2022	Non-Construction	Non-Construction	PSI SERVICES III INC	\$11,500,000	200 I STREET SE	0	In Progress
10/29/2021	Non-Construction	Non-Construction	SASHA BRUCE YOUTHWORX, INC.	\$2,398,488	741 8TH STREET	0	In Progress
6/10/2022	Non-Construction	Non-Construction	Savvy Technology Solutions	\$950,000	441 4TH STREET	0	In Progress
4/28/2022	Non-Construction	Non-Construction	DISTRICT SERVICES MANAGEMENT	\$465,200	200 I STREET SE	0	In Progress
6/13/2022	Non-Construction	Non-Construction	Southwest Business Improvement District	\$3,000,000	420 4TH STREET	0	In Progress
3/29/2022	Non-Construction	Non-Construction	WOODS SERVICES INC	\$3,886,735		0	In Progress
3/28/2022	Non-Construction	Non-Construction	INNOVATION LIFE SOLUTION	\$6,202,954	6135 KANSAS A	1	In Progress
1/13/2022	Non-Construction	Non-Construction	TDB COMMUNICATION INC	\$950,000	4217 20TH STR	0	In Progress
9/27/2022	Non-Construction	Non-Construction	AVID SYSTEMS	\$10,000,000	1420 N STREET	0	In Progress
10/13/2021	Non-Construction	Non-Construction	District Wharf Community Association	\$439,631	760 MAINE AVE	0	In Progress

<b>Executed Agreement Date</b>	<b>Incentive name* (ex: name of grant or tax incentive)</b>	<b>Type of incentive* (ex: grant, tax abatement, loan)</b>	<b>Recipient name*</b>	<b>Incentive amount*</b>	<b>MAR Address / location of investment</b>	<b>Number of District residents employed as a direct result of this investment</b>	<b>Is recipient in compliance with District resident employment requirements?</b>
10/13/2021	Non-Construction	Non-Construction	H H LEONARDS ASSOC	\$334,758	2020 O STREET	0	In Progress
10/13/2021	Non-Construction	Non-Construction	NATIONAL BUILDING MUSEUM	\$410,271	401 F STREET N	0	In Progress
10/13/2021	Non-Construction	Non-Construction	476 K LLC	\$315,895	476 K STREET N	0	In Progress
10/13/2021	Non-Construction	Non-Construction	ATLAS PERFORMING ARTS CENTER	\$366,628	1333 H STREET	0	In Progress
10/21/2021	Non-Construction	Non-Construction	Washington Society Drama Inc. Arena Stage	\$605,282	1101 6TH STREET	0	In Progress
4/28/2022	Non-Construction	Non-Construction	CONSTITUENT SERVICES WORLDWIDE	\$500,000	605 RHODE ISLAND	0	In Progress
3/23/2022	Non-Construction	Non-Construction	M Resumes and Career Consulting	\$500,000	739 MADISON S	0	In Progress
3/7/2022	Non-Construction	Non-Construction	CAPTIVATE PERSPECTIVES	\$500,000	700 12TH STREET	0	In Progress
3/28/2022	Non-Construction	Non-Construction	JEROME L TAYLOR	\$993,687	4200 CONNECTICUT	0	In Progress
9/7/2022	Non-Construction	Non-Construction	BOZZUTO MANAGEMENT COMPANY	\$162,000,000	35 PARKER ROW	4	In Progress

Executed Agreement Date	Incentive name* (ex: name of grant or tax incentive)	Type of incentive* (ex: grant, tax abatement, loan)	Recipient name*	Incentive amount*	MAR Address / location of investment	Number of District residents employed as a direct result of this investment	Is recipient in compliance with District resident employment requirements?
9/27/2022	Non-Construction	Non-Construction	Wharf Parcel 8 Hotel TRS Leaseholder, LLC	\$0	760 MAINE AVE	34	In Progress
8/14/2022	Non-Construction	Non-Construction	CBRE	\$570,000	760 MAINE AVE	1	In Progress
9/28/2022	Non-Construction	Non-Construction	VADOR VENTURES INC	\$1,017,000	760 MAINE AVE	16	In Progress
7/12/2022	Non-Construction	Non-Construction	COLONIAL PARKING	\$300,000	760 MAINE AVE	6	In Progress
2/14/2022	Retail	Retail	GFM SOUTH CAPITOL LLC	\$704,000	4001 SOUTH CA	6	In Progress
5/18/2022	Construction	Construction	Bruzo Panel LLC	\$150,000	1200 3RD STRE	0	In Progress
11/2/2021	Construction	Construction	Kensington Glass Arts Inc.	\$1,398,570	1200 3RD STRE	1	In Progress
5/18/2022	Construction	Construction	Otis Elevator Company	\$2,888,000	1200 3RD STRE	0	In Progress
12/17/2021	Construction	Construction	Smoot Construction of Washington DC	\$17,821,542	1502 13TH STRI	0	In Progress
4/21/2022	Construction	Construction	Alonzo Ours Construction, Inc.	\$1,187,000	1900 C STREET	0	In Progress
3/25/2022	Construction	Construction	BB&CO. CONSTRUCTION, LLC	\$344,271	1900 C STREET	0	In Progress

<b>Executed Agreement Date</b>	<b>Incentive name* (ex: name of grant or tax incentive)</b>	<b>Type of incentive* (ex: grant, tax abatement, loan)</b>	<b>Recipient name*</b>	<b>Incentive amount*</b>	<b>MAR Address / location of investment</b>	<b>Number of District residents employed as a direct result of this investment</b>	<b>Is recipient in compliance with District resident employment requirements?</b>
3/18/2022	Construction	Construction	Blazeguard Commercial Services	\$450,000	1900 C STREET	0	In Progress
3/4/2022	Construction	Construction	C&G Carpentry Services, Inc.	\$2,540,000	1900 C STREET	0	In Progress
3/18/2022	Construction	Construction	Colonial Electric Company, Inc.	\$3,230,000	1900 C STREET	1	In Progress
4/13/2022	Construction	Construction	Datawatch Systems, Inc.	\$362,350	1900 C STREET	0	In Progress
3/18/2022	Construction	Construction	Hardesty Concrete Construction, Inc.	\$5,965,000	1900 C STREET	0	In Progress
6/9/2022	Construction	Construction	KOYDOL INC	\$325,000	1900 C STREET	0	In Progress
3/2/2022	Construction	Construction	M&M Appliance Sales and Service, Inc.	\$415,000	1900 C STREET	0	In Progress
2/9/2022	Construction	Construction	McCullough Construction, LLC	\$35,714,381	1900 C STREET	2	In Progress
3/25/2022	Construction	Construction	Miscellaneous Metals, Inc.	\$678,057	1900 C STREET	0	In Progress
3/4/2022	Construction	Construction	Ramsey Masonry Company, Inc.	\$1,550,000	1900 C STREET	0	In Progress
5/12/2022	Construction	Construction	Reliant Mechanical LLC	\$4,660,000	1900 C STREET	0	In Progress
3/4/2022	Construction	Construction	Strittmatter Metro, LLC	\$703,400	1900 C STREET	0	In Progress
3/4/2022	Construction	Construction	United Builders Corp	\$630,000	1900 C STREET	0	In Progress



<b>Executed Agreement Date</b>	<b>Incentive name* (ex: name of grant or tax incentive)</b>	<b>Type of incentive* (ex: grant, tax abatement, loan)</b>	<b>Recipient name*</b>	<b>Incentive amount*</b>	<b>MAR Address / location of investment</b>	<b>Number of District residents employed as a direct result of this investment</b>	<b>Is recipient in compliance with District resident employment requirements?</b>
3/31/2022	Construction	Construction	Sports Fields, Inc	\$1,690,446	700 YUMA STR	0	In Progress
5/26/2022	Construction	Construction	Capitol Paving of DC Inc	\$2,921,380		0	In Progress
5/26/2022	Construction	Construction	Davenport Insulation / G&B Insulation	\$350,000		0	In Progress
5/24/2022	Construction	Construction	Green Village Concrete, Inc.	\$527,181		0	In Progress
5/24/2022	Construction	Construction	Hugee Corporation	\$1,234,400		0	In Progress
5/2/2022	Construction	Construction	Knutson Management, Inc.	\$18,680,000		0	In Progress
5/24/2022	Construction	Construction	Mechanical Electrical and Plumbing Partners, LLC	\$1,197,602		0	In Progress
7/6/2022	Construction	Construction	Potomac Fire Protection Company, Inc	\$364,000		1	In Progress
5/24/2022	Construction	Construction	Strittmatter Metro, LLC	\$1,064,668		0	In Progress
5/26/2022	Construction	Construction	TNT Services Group, Inc.	\$336,938		0	In Progress
7/5/2022	Construction	Construction	Velasquez Contractor, Inc.	\$300,000		0	In Progress
10/18/2021	Construction	Construction	ESPINA PAVING, INC.	\$710,813	2859 ALABAMA	0	In Progress
8/19/2022	Construction	Construction	A&L Superior Finish Carpentry LLC	\$175,000	1112 1ST TERRA	0	In Progress

<b>Executed Agreement Date</b>	<b>Incentive name* (ex: name of grant or tax incentive)</b>	<b>Type of incentive* (ex: grant, tax abatement, loan)</b>	<b>Recipient name*</b>	<b>Incentive amount*</b>	<b>MAR Address / location of investment</b>	<b>Number of District residents employed as a direct result of this investment</b>	<b>Is recipient in compliance with District resident employment requirements?</b>
4/11/2022	Construction	Construction	Artic Fireproofing, Inc.	\$105,000	1112 1ST TERRA	0	In Progress
6/30/2022	Construction	Construction	Brightview Landscape Development	\$4,342,366	1112 1ST TERRA	3	In Progress
6/30/2022	Construction	Construction	Bunting Door & Hardware Inc	\$1,367,420	1112 1ST TERRA	0	In Progress
1/12/2022	Construction	Construction	C.J. Coakley Company, Inc.	\$3,800,000	1112 1ST TERRA	3	In Progress
7/21/2022	Construction	Construction	CIP Finishes, Inc.	\$997,000	1112 1ST TERRA	0	In Progress
6/30/2022	Construction	Construction	Custom Glass Services, Inc.	\$1,120,000	1112 1ST TERRA	0	In Progress
7/21/2022	Construction	Construction	Davisystem	\$110,500	1112 1ST TERRA	0	In Progress
7/21/2022	Construction	Construction	Direct Shades and Blinds Inc.	\$440,333	1112 1ST TERRA	0	In Progress
7/21/2022	Construction	Construction	DIV005 LLC	\$5,610,720	1112 1ST TERRA	0	In Progress
10/1/2021	Construction	Construction	First Choice Fire Protection	\$383,160	1112 1ST TERRA	0	In Progress
10/27/2021	Construction	Construction	Floors, Etc.	\$3,370,000	1112 1ST TERRA	0	In Progress
6/30/2022	Construction	Construction	Granite America Kitchen & Bathroom/Countertopia	\$760,000	1112 1ST TERRA	0	In Progress

<b>Executed Agreement Date</b>	<b>Incentive name* (ex: name of grant or tax incentive)</b>	<b>Type of incentive* (ex: grant, tax abatement, loan)</b>	<b>Recipient name*</b>	<b>Incentive amount*</b>	<b>MAR Address / location of investment</b>	<b>Number of District residents employed as a direct result of this investment</b>	<b>Is recipient in compliance with District resident employment requirements?</b>
12/2/2021	Construction	Construction	HERNANDEZ PLUMBING LLC	\$1,000,000	1112 1ST TERRA	1	In Progress
6/9/2022	Construction	Construction	Intown Restorations Inc.	\$257,443	1112 1ST TERRA	0	In Progress
6/30/2022	Construction	Construction	Kane Innovations Inc	\$221,199	1112 1ST TERRA	0	In Progress
7/21/2022	Construction	Construction	LAF General Contractors	\$1,650,000	1112 1ST TERRA	0	In Progress
7/21/2022	Construction	Construction	Mainland Stoneworks	\$139,551	1112 1ST TERRA	0	In Progress
6/30/2022	Construction	Construction	Modern Media Design	\$255,000	1112 1ST TERRA	0	In Progress
6/30/2022	Construction	Construction	Overhead Door Co. of Baltimore, Inc.	\$151,000	1112 1ST TERRA	0	In Progress
6/30/2022	Construction	Construction	Pillar Construction, Inc.	\$423,900	1112 1ST TERRA	0	In Progress
7/7/2022	Construction	Construction	Preferred Capitol Cleaning LLC	\$210,000	1112 1ST TERRA	1	In Progress
6/9/2022	Construction	Construction	R&G Heating And Cooling LLC.	\$1,315,000	1112 1ST TERRA	0	In Progress
6/9/2022	Construction	Construction	Royals Commercial of Maryland LLC	\$800,000	1112 1ST TERRA	0	In Progress
6/9/2022	Construction	Construction	Ruppert Landscape, Inc.	\$2,290,000	1112 1ST TERRA	0	In Progress
10/27/2021	Construction	Construction	Sparkle Painting Company, Inc.	\$1,585,000	1112 1ST TERRA	1	In Progress

Executed Agreement Date	Incentive name* (ex: name of grant or tax incentive)	Type of incentive* (ex: grant, tax abatement, loan)	Recipient name*	Incentive amount*	MAR Address / location of investment	Number of District residents employed as a direct result of this investment	Is recipient in compliance with District resident employment requirements?
10/27/2021	Construction	Construction	Star Creations DBA AJ Madison	\$2,400,000	1112 1ST TERRA	0	In Progress
10/20/2021	Construction	Construction	TBSC Owner 1 LLC	\$140,000,000	1112 1ST TERRA	0	In Progress
7/21/2022	Construction	Construction	Triangle Contracting, LLC	\$275,000	1112 1ST TERRA	0	In Progress
7/21/2022	Construction	Construction	Trinity Wiring Solutions, LLC	\$222,334	1112 1ST TERRA	0	In Progress
7/21/2022	Construction	Construction	UFP New Windsor LLC	\$2,763,885	1112 1ST TERRA	0	In Progress
7/21/2022	Construction	Construction	vz electric& construction llc	\$800,000	1112 1ST TERRA	0	In Progress
12/17/2021	Construction	Construction	Caliber Security Solutions LLC	\$561,000	655 WATER STR	0	In Progress
11/19/2021	Construction	Construction	Custom Metals of Virginia Inc	\$244,339	655 WATER STR	0	In Progress
3/14/2022	Construction	Construction	E&J Millwork Installations	\$148,124	655 WATER STR	0	In Progress
3/9/2022	Construction	Construction	A&S Sales of Virginia	\$152,000	1000 WATER ST	0	In Progress
8/15/2022	Construction	Construction	AMG INSTALLATION INC	\$183,000	1000 WATER ST	0	In Progress
3/9/2022	Construction	Construction	CR Millwork Installation	\$261,000	1000 WATER ST	0	In Progress
3/9/2022	Construction	Construction	Custom Metals of Virginia Inc	\$147,790	1000 WATER ST	0	In Progress

<b>Executed Agreement Date</b>	<b>Incentive name* (ex: name of grant or tax incentive)</b>	<b>Type of incentive* (ex: grant, tax abatement, loan)</b>	<b>Recipient name*</b>	<b>Incentive amount*</b>	<b>MAR Address / location of investment</b>	<b>Number of District residents employed as a direct result of this investment</b>	<b>Is recipient in compliance with District resident employment requirements?</b>
8/4/2022	Construction	Construction	Jorge's Marble & Tile Co	\$250,000	1000 WATER ST	0	In Progress
3/18/2022	Construction	Construction	Lyon and Associates, Inc.	\$864,563	1000 WATER ST	0	In Progress
3/4/2022	Construction	Construction	M&M Appliance Sales and Service, Inc.	\$1,882,416	1000 WATER ST	0	In Progress
6/9/2022	Construction	Construction	Master Flooring Designs, Inc.	\$300,000	1000 WATER ST	0	In Progress
3/4/2022	Construction	Construction	Ruppert Landscape, Inc.	\$420,000	1000 WATER ST	0	In Progress
12/2/2021	Construction	Construction	Spartan Electric	\$1,503,000	1000 WATER ST	0	In Progress
10/29/2021	Construction	Construction	Warren H. Boyer, LLC	\$259,800	1000 WATER ST	0	In Progress
11/19/2021	Construction	Construction	Lach Tile & Marble, Inc.	\$606,621	1000 WATER ST	0	In Progress
6/2/2022	Construction	Construction	Cesar Glass and Construction, Inc	\$355,000	1800 SYCAMOR	0	In Progress
1/19/2022	Construction	Construction	FORSYTHE DC INC	\$357,000	1800 SYCAMOR	5	In Progress
2/24/2022	Construction	Construction	Otis Elevator Company	\$794,000	1800 SYCAMOR	0	In Progress
4/11/2022	Construction	Construction	The Edgewood Company, Inc	\$931,082	1800 SYCAMOR	0	In Progress
11/3/2021	Construction	Construction	Blackwood of DC, LLC	\$2,047,727	218 VINE STREET	0	In Progress
1/6/2022	Construction	Construction	Construction Trades Services, Inc.	\$312,045	218 VINE STREET	0	In Progress
11/3/2021	Construction	Construction	Blackwood of DC, LLC	\$839,369	218 VINE STREET	0	In Progress

<b>Executed Agreement Date</b>	<b>Incentive name* (ex: name of grant or tax incentive)</b>	<b>Type of incentive* (ex: grant, tax abatement, loan)</b>	<b>Recipient name*</b>	<b>Incentive amount*</b>	<b>MAR Address / location of investment</b>	<b>Number of District residents employed as a direct result of this investment</b>	<b>Is recipient in compliance with District resident employment requirements?</b>
1/7/2022	Construction	Construction	Day C Soul Mechanical, Inc.	\$1,180,000	300 M STREET N	0	In Progress
6/27/2022	Construction	Construction	Sparkle Painting Company, Inc.	\$1,459,913	300 M STREET N	1	In Progress
8/1/2022	Construction	Construction	Advantage Air Conditioning of VA	\$8,891,000	811 3RD STREET	0	In Progress
8/1/2022	Construction	Construction	Diverse Masonry Corporation	\$3,900,000	811 3RD STREET	0	In Progress
8/1/2022	Construction	Construction	Kalos Construction	\$439,000	811 3RD STREET	0	In Progress
7/11/2022	Construction	Construction	Keller North America	\$901,285	811 3RD STREET	2	In Progress
8/1/2022	Construction	Construction	Otis Elevator Company	\$971,500	811 3RD STREET	0	In Progress
7/11/2022	Construction	Construction	Precision Doors & Hardware, LLC	\$1,425,220	811 3RD STREET	0	In Progress
3/30/2022	Construction	Construction	MCGRAW BAGNOLI ARCHITECTS PLLC	\$1,533,593	1300 44TH STR	0	In Progress
9/7/2022	Construction	Construction	Sorg and Associates, PC	\$1,690,000	1201 NEW YOR	0	In Progress
2/28/2022	Construction	Construction	Capitol Paving of DC Inc	\$1,462,425	400 VIRGINIA A	0	In Progress
3/23/2022	Construction	Construction	Chiaramonte Construction Company	\$761,479	1929 18TH STR	0	In Progress
4/29/2022	Construction	Construction	Broughton Construction Company, LLC	\$412,034	1200 NEW HAM	0	In Progress

Executed Agreement Date	Incentive name* (ex: name of grant or tax incentive)	Type of incentive* (ex: grant, tax abatement, loan)	Recipient name*	Incentive amount*	MAR Address / location of investment	Number of District residents employed as a direct result of this investment	Is recipient in compliance with District resident employment requirements?
10/1/2021	Construction	Construction	Chiaramonte Construction Company	\$756,791	1901 D STREET	0	In Progress
2/11/2022	Construction	Construction	MCN Build	\$30,850,520	2330 POMEROY	0	In Progress
4/20/2022	Construction	Construction	W.G.TOMKO INC	\$30,850,520	2330 POMEROY	2	In Progress
10/13/2021	Construction	Construction	ALTERNATIVES RENEWABLE SOLUTIONS	\$634,145	201 N STREET S	0	In Progress
9/9/2022	Construction	Construction	CINNOVAS DEVELOPMENT GROUP LLC	\$369,001	225 7TH STREET	0	In Progress
2/18/2022	Construction	Construction	Broughton Construction Company, LLC	\$686,866	601 MISSISSIPP	0	In Progress
2/18/2022	Construction	Construction	ATMOS SOLUTIONS INC.	\$438,300	2601 NAYLOR R	0	In Progress
2/25/2022	Construction	Construction	The Keystone Plus Construction Company	\$1,284,545	101 T STREET N	0	In Progress
10/22/2021	Construction	Construction	Overhead Door & Loading Dock Bumpers Work	\$120,670	65 I STREET SW	0	In Progress
10/22/2021	Construction	Construction	SG Windows & Doors	\$1,068,730	65 I STREET SW	0	In Progress

<b>Executed Agreement Date</b>	<b>Incentive name* (ex: name of grant or tax incentive)</b>	<b>Type of incentive* (ex: grant, tax abatement, loan)</b>	<b>Recipient name*</b>	<b>Incentive amount*</b>	<b>MAR Address / location of investment</b>	<b>Number of District residents employed as a direct result of this investment</b>	<b>Is recipient in compliance with District resident employment requirements?</b>
12/15/2021	Construction	Construction	Superior Iron Works, Inc.	\$314,005	65 I STREET SW	0	In Progress
9/7/2022	Construction	Construction	Chiaramonte Construction Company	\$1,629,050	2501 11TH STR	0	In Progress
6/27/2022	Construction	Construction	GENERAL SERVICES, INC.	\$1,224,601	1901 EVARTS S	0	In Progress
6/10/2022	Construction	Construction	Mona Electric Group, Inc.	\$396,950	310 MCMILLAN	0	In Progress
7/27/2022	Construction	Construction	Chiaramonte Construction Company	\$498,300	1401 MICHIGAN	0	In Progress
10/22/2021	Construction	Construction	GLO ELECTRICAL SERVICE LLC	\$455,000	1847 GOOD HO	0	In Progress
10/22/2021	Construction	Construction	Hugee Corporation	\$544,829	1847 GOOD HO	0	In Progress
4/22/2022	Construction	Construction	Bay Town Painting, Inc.	\$1,705,120	400 VIRGINIA A	0	In Progress
6/27/2022	Construction	Construction	Debra's Glass, Inc.	\$3,865,572	1650 KENILWO	0	In Progress
8/31/2022	Construction	Construction	KADCON Corporation	\$563,775	110 MICHIGAN	0	In Progress
3/28/2022	Construction	Construction	WKM SOLUTIONS LLC	\$1,346,799	6201 5TH STRE	0	In Progress
1/4/2022	Non-Construction	Non-Construction	MCGRAW BAGNOLI ARCHITECTS PLLC	\$595,829	1101 HALF STR	0	In Progress
1/4/2022	Non-Construction	Non-Construction	AMERICAN SUPPLY COMPANY	\$607,920	316 F STREET N	0	In Progress



Executed Agreement Date	Incentive name* (ex: name of grant or tax incentive)	Type of incentive* (ex: grant, tax abatement, loan)	Recipient name*	Incentive amount*	MAR Address / location of investment	Number of District residents employed as a direct result of this investment	Is recipient in compliance with District resident employment requirements?
11/3/2021	Non-Construction	Non-Construction	TASER INTERNATIONAL, INC. Axon Enterprises	\$17,807,957	300 INDIANA A	0	In Progress
10/6/2021	Non-Construction	Non-Construction	VISION SECURITY SOLUTIONS LLC	\$1,455,805	2901 V STREET	1	In Progress
10/29/2021	Non-Construction	Non-Construction	Center for the Study of Social Policy	\$326,946	1575 I STREET N	0	In Progress
10/29/2021	Non-Construction	Non-Construction	COMPASS SOLUTIONS, LLC	\$950,000	1401 K STREET	0	In Progress
1/9/2022	Non-Construction	Non-Construction	SUSTAINABLE FACILITIES MANAGEMENT SERVICES	\$2,369,570	95 M STREET SW	1	In Progress
12/23/2021	Non-Construction	Non-Construction	MAXIMUS HEALTH SERVICES, INC.	\$17,922,330		0	In Progress
1/12/2022	Non-Construction	Non-Construction	NETWORKING FOR FUTURE, INC.	\$17,727,564	955 L'ENFANT P	0	In Progress
10/26/2021	Non-Construction	Non-Construction	SHARP BUSINESS SYSTEMS	\$2,157,479		0	In Progress
1/11/2022	Non-Construction	Non-Construction	INDUSTRIAL/ORGANZATIO NAL SOLUTIONS INC	\$529,498	441 4TH STREET	0	In Progress

Executed Agreement Date	Incentive name* (ex: name of grant or tax incentive)	Type of incentive* (ex: grant, tax abatement, loan)	Recipient name*	Incentive amount*	MAR Address / location of investment	Number of District residents employed as a direct result of this investment	Is recipient in compliance with District resident employment requirements?
12/29/2021	Non-Construction	Non-Construction	RUN VEGGIE LLC	\$732,000		0	In Progress
12/2/2021	Non-Construction	Non-Construction	HRUCKUS LLC	\$950,000	1101 CONNECT	1	In Progress
11/3/2021	Non-Construction	Non-Construction	PRISM INTERNATIONAL, LLC	\$10,000,000	441 4TH STREET	0	In Progress
3/3/2022	Non-Construction	Non-Construction	The General Ship Repair Corp.	\$650,415		0	In Progress
1/10/2022	Non-Construction	Non-Construction	AVID SYSTEMS	\$900,000	1420 N STREET	0	In Progress
10/18/2021	Non-Construction	Non-Construction	IMA Professional Services of DC	\$3,046,047		6	In Progress
1/6/2022	Non-Construction	Non-Construction	A & E HEATING & AIR CONDITIONING SERVICE	\$300,000	2000 14TH STR	0	In Progress
10/19/2021	Non-Construction	Non-Construction	BAZILIO COBB ASSOCIATES PC	\$396,803	1001 CONNECT	0	In Progress
1/13/2022	Non-Construction	Non-Construction	The Institute for Emotional Regulation LLC	\$995,000	64 NEW YORK A	5	In Progress

<b>Executed Agreement Date</b>	<b>Incentive name* (ex: name of grant or tax incentive)</b>	<b>Type of incentive* (ex: grant, tax abatement, loan)</b>	<b>Recipient name*</b>	<b>Incentive amount*</b>	<b>MAR Address / location of investment</b>	<b>Number of District residents employed as a direct result of this investment</b>	<b>Is recipient in compliance with District resident employment requirements?</b>
10/6/2021	Non-Construction	Non-Construction	COLLEGE BOARD	\$494,238	1050 1ST STREET	0	In Progress
1/10/2022	Non-Construction	Non-Construction	MBI HEALTH SERVICES, LLC	\$950,000	4130 HUNT PLACE	0	In Progress
12/22/2021	Non-Construction	Non-Construction	ADC MANAGEMENT SOLUTION	\$950,000	2000 14TH STREET	0	In Progress
11/9/2021	Non-Construction	Non-Construction	PRISM INTERNATIONAL, LLC	\$10,000,000	1200 G STREET	0	In Progress
9/29/2022	Non-Construction	Non-Construction	BATTLE TRANSPORTATION, INC	\$677,530	1001 G STREET	0	In Progress
9/29/2022	Non-Construction	Non-Construction	Community Connections	\$990,000	801 PENNSYLVANIA	17	In Progress
11/3/2021	Construction	Construction	A&S Sales of Virginia	\$600,000	1336 8TH STREET	0	In Progress
3/14/2022	Construction	Construction	C&G Carpentry Services, Inc.	\$2,452,000	1336 8TH STREET	0	In Progress
11/15/2021	Construction	Construction	Colonial Electric Company, Inc.	\$3,230,000	1336 8TH STREET	0	In Progress
3/14/2022	Construction	Construction	Diverse Masonry Corporation	\$1,279,000	1336 8TH STREET	0	In Progress
3/15/2022	Construction	Construction	Domco Mechanical Inc	\$3,560,000	1336 8TH STREET	0	In Progress
11/15/2021	Construction	Construction	Goldin & Stafford, Inc.	\$395,000	1336 8TH STREET	0	In Progress

<b>Executed Agreement Date</b>	<b>Incentive name* (ex: name of grant or tax incentive)</b>	<b>Type of incentive* (ex: grant, tax abatement, loan)</b>	<b>Recipient name*</b>	<b>Incentive amount*</b>	<b>MAR Address / location of investment</b>	<b>Number of District residents employed as a direct result of this investment</b>	<b>Is recipient in compliance with District resident employment requirements?</b>
3/13/2022	Construction	Construction	Kone, Inc.	\$512,500	1336 8TH STREET	0	In Progress
12/27/2021	Construction	Construction	Miscellaneous Metals, Inc.	\$732,000	1336 8TH STREET	0	In Progress
3/14/2022	Construction	Construction	Prospect Waterproofing Co.	\$454,500	1336 8TH STREET	0	In Progress
10/27/2021	Construction	Construction	Roadside Development, LLC	\$36,000,000	1336 8TH STREET	0	In Progress
11/2/2021	Construction	Construction	Andiemac Waterproofing	\$792,075	340 MORSE STREET	0	In Progress
11/2/2021	Construction	Construction	Fire & Life Safety America, Inc.	\$905,000	340 MORSE STREET	0	In Progress
6/3/2022	Construction	Construction	J R B LLC	\$929,600	340 MORSE STREET	0	In Progress
8/16/2022	Construction	Construction	Otis Elevator Company	\$1,183,600	340 MORSE STREET	0	In Progress
9/13/2022	Construction	Construction	Potomac Architectural Millwork Corporation	\$1,587,911	340 MORSE STREET	0	In Progress
6/3/2022	Construction	Construction	Prospect Waterproofing Co.	\$1,143,850	340 MORSE STREET	0	In Progress
2/4/2022	Construction	Construction	Shirley Contracting Company, LLC	\$988,600	340 MORSE STREET	0	In Progress
11/9/2021	Construction	Construction	Star Creations DBA AJ Madison	\$2,149,826	340 MORSE STREET	0	In Progress

Executed Agreement Date	Incentive name* (ex: name of grant or tax incentive)	Type of incentive* (ex: grant, tax abatement, loan)	Recipient name*	Incentive amount*	MAR Address / location of investment	Number of District residents employed as a direct result of this investment	Is recipient in compliance with District resident employment requirements?
6/3/2022	Construction	Construction	Tricon Construction, Inc.	\$5,908,915	340 MORSE ST	0	In Progress
12/3/2021	Construction	Construction	RLS Construction, Inc	\$739,000	5171 SOUTH DA	0	In Progress
6/13/2022	Construction	Construction	Chiaromonte Construction Company	\$325,000	2260 MINNESO	0	In Progress
3/9/2022	Construction	Construction	PAIGE INDUSTRIAL SERVICES INC	\$669,608	1300 NICHOLSC	0	In Progress
2/4/2022	Construction	Construction	Best Way Electric	\$1,244,311	3467 14TH STR	0	In Progress
4/19/2022	Construction	Construction	CAREYS MECHANICAL LLC	\$855,400	3467 14TH STR	0	In Progress
5/31/2022	Construction	Construction	Ev-Air-Tight Shoemaker Inc	\$402,820	3467 14TH STR	0	In Progress
11/2/2021	Construction	Construction	Hamel Builders Inc.	\$10,103,477	3467 14TH STR	0	In Progress
2/24/2022	Construction	Construction	METROPOLITAN ENGINEERING INC	\$763,000	3467 14TH STR	0	In Progress
2/25/2022	Construction	Construction	Potomac Abatement, Inc.	\$500,000	3467 14TH STR	0	In Progress
10/5/2021	Construction	Construction	Chiaromonte Construction Company	\$1,002,515	1901 E STREET	0	In Progress
12/17/2021	Construction	Construction	MEDICI ROAD INC.	\$500,000	4726 SHERIFF R	0	In Progress

Executed Agreement Date	Incentive name* (ex: name of grant or tax incentive)	Type of incentive* (ex: grant, tax abatement, loan)	Recipient name*	Incentive amount*	MAR Address / location of investment	Number of District residents employed as a direct result of this investment	Is recipient in compliance with District resident employment requirements?
10/19/2021	Construction	Construction	CAPITAL Construction Group, LLC	\$745,246	1901 S STREET S	0	In Progress
10/20/2021	Construction	Construction	ALTERNATIVES RENEWABLE SOLUTIONS	\$634,145	201 N STREET S	0	In Progress
2/9/2022	Construction	Construction	The Keystone Plus Construction Company	\$724,370	1925 MINNESO	0	In Progress
4/1/2022	Construction	Construction	PAIGE INDUSTRIAL SERVICES INC	\$433,370	1400 BRUCE PL	0	In Progress
9/26/2022	Construction	Construction	5 STARS CONSTRUCTION LLC	\$5,150,000	1000 4TH STRE	0	In Progress
1/10/2022	Construction	Construction	BLUERIDGE OF DC INC	\$165,000,000	1000 4TH STRE	0	In Progress
10/5/2021	Construction	Construction	Clark Foundations, LLC	\$1,406,000	1000 4TH STRE	1	In Progress
9/9/2022	Construction	Construction	IRON FABRICATION SERVICES LLC	\$1,214,985	1000 4TH STRE	0	In Progress
10/4/2021	Construction	Construction	Pillar Construction, Inc.	\$12,086,000	1000 4TH STRE	2	In Progress
10/12/2021	Construction	Construction	Tecta America East, LLC	\$2,000,000	1000 4TH STRE	0	In Progress
9/16/2022	Construction	Construction	Wings Enterprises, Inc.	\$1,097,265	1000 4TH STRE	2	In Progress
2/9/2022	Construction	Construction	A. Wash & Associates, Inc.	\$1,000,000	1909 MARTIN L	0	In Progress

<b>Executed Agreement Date</b>	<b>Incentive name* (ex: name of grant or tax incentive)</b>	<b>Type of incentive* (ex: grant, tax abatement, loan)</b>	<b>Recipient name*</b>	<b>Incentive amount*</b>	<b>MAR Address / location of investment</b>	<b>Number of District residents employed as a direct result of this investment</b>	<b>Is recipient in compliance with District resident employment requirements?</b>
9/13/2022	Construction	Construction	Belfast Valley Contractors	\$5,400,000	1909 MARTIN L	0	In Progress
12/3/2021	Construction	Construction	Berkel & Company Contractors, Inc.	\$1,536,350	1909 MARTIN L	3	In Progress
3/11/2022	Construction	Construction	Creation Steel Fabricators Inc	\$515,000	1909 MARTIN L	0	In Progress
5/16/2022	Construction	Construction	DOYLE SYSTEMS LLC	\$1,090,000	1909 MARTIN L	0	In Progress
12/3/2021	Construction	Construction	Goldin & Stafford, Inc.	\$609,000	1909 MARTIN L	0	In Progress
3/2/2022	Construction	Construction	W.L. Gary Company, Inc.	\$635,124	3560 WARDER S	0	In Progress
7/21/2022	Construction	Construction	CAPITAL BUILDERS AND ASSOCIATES INC	\$422,859	505 JEFFERSON	4	In Progress
3/1/2022	Construction	Construction	Chiaromonte Construction Company	\$383,030	1300 NICHOLSON	0	In Progress
11/16/2021	Construction	Construction	The Keystone Plus Construction Company	\$431,143	1925 MINNESOTA	0	In Progress
1/19/2022	Construction	Construction	Chiaromonte Construction Company	\$549,011	1503 10TH STREET	2	In Progress
2/23/2022	Construction	Construction	Chiaromonte Construction Company	\$474,341	405 ANACOSTIA	0	In Progress

Executed Agreement Date	Incentive name* (ex: name of grant or tax incentive)	Type of incentive* (ex: grant, tax abatement, loan)	Recipient name*	Incentive amount*	MAR Address / location of investment	Number of District residents employed as a direct result of this investment	Is recipient in compliance with District resident employment requirements?
5/3/2022	Construction	Construction	Chiaramonte Construction Company	\$698,750	4300 13TH STREET	0	In Progress
3/9/2022	Construction	Construction	WKM SOLUTIONS LLC	\$353,398	405 ANACOSTIA	0	In Progress
12/31/2021	Construction	Construction	WKM SOLUTIONS LLC	\$2,372,021	900 17TH STREET	0	In Progress
7/26/2022	Construction	Construction	A. Wash & Associates, Inc.	\$934,000	5000 NEW HAM	0	In Progress
7/26/2022	Construction	Construction	Dynamic Contracting, Inc.	\$680,000	5000 NEW HAM	0	In Progress
1/26/2022	Construction	Construction	MAJOR PLUMBING & PIPEFITTERS LLC	\$535,000	5000 NEW HAM	0	In Progress
7/26/2022	Construction	Construction	RUTH PLUMBING LLC	\$696,045	5000 NEW HAM	0	In Progress
7/26/2022	Construction	Construction	VERCO MANAGEMENT COMPANY LLC	\$399,000	5000 NEW HAM	0	In Progress
9/27/2022	Grants	Grants	CITY FIRST ENTERPRISES	\$11,400,000	1 THOMAS CIRC	0	In Progress
8/29/2022	Non-Construction	Non-Construction	ACCELERATE 500 INC.L	\$1,993,081	1100 15TH STREET	0	In Progress
9/13/2022	Non-Construction	Non-Construction	DLR Group of DC PC	\$1,995,201	3265 S STREET	0	In Progress
8/9/2022	Non-Construction	Non-Construction	F.S. TAYLOR AND ASSOCIATES PC	\$630,625	1050 1ST STREET	0	In Progress



Executed Agreement Date	Incentive name* (ex: name of grant or tax incentive)	Type of incentive* (ex: grant, tax abatement, loan)	Recipient name*	Incentive amount*	MAR Address / location of investment	Number of District residents employed as a direct result of this investment	Is recipient in compliance with District resident employment requirements?
8/8/2022	Non-Construction	Non-Construction	STOCKBRIDGE CONSULTING	\$364,160	1200 1ST STREET	0	In Progress
9/29/2022	Non-Construction	Non-Construction	PEEK LLC	\$500,000	914 PENNSYLVANIA	0	In Progress
6/2/2022	Non-Construction	Non-Construction	BRADLEY ASSOCIATES, LLC	\$363,404	3417 18TH STREET	1	In Progress
8/4/2022	Non-Construction	Non-Construction	PEER CONSULTANTS PC	\$300,000	2000 14TH STREET	0	In Progress
9/13/2022	Non-Construction	Non-Construction	KRA Corporation	\$2,400,000	3839 ALABAMA	18	In Progress
9/6/2022	Non-Construction	Non-Construction	FEHR & PEERS	\$978,618	250 M STREET S	0	In Progress
9/6/2022	Non-Construction	Non-Construction	VISION SECURITY SOLUTIONS LLC	\$409,873	1901 D STREET	0	In Progress
8/16/2022	Non-Construction	Non-Construction	SPECTRUM MANAGEMENT, LLC	\$777,560	1229 PENNSYLVANIA	0	In Progress
9/27/2022	Non-Construction	Non-Construction	RWD Consulting, LLC.	\$495,319	1350 PENNSYLVANIA	0	In Progress
8/4/2022	Non-Construction	Non-Construction	Maxim Healthcare Staffing Services, Inc.	\$13,253,400	1050 1ST STREET	0	In Progress

Executed Agreement Date	Incentive name* (ex: name of grant or tax incentive)	Type of incentive* (ex: grant, tax abatement, loan)	Recipient name*	Incentive amount*	MAR Address / location of investment	Number of District residents employed as a direct result of this investment	Is recipient in compliance with District resident employment requirements?
8/4/2022	Non-Construction	Non-Construction	Center for Employment Security Education and Research, Inc	\$971,782	4058 MINNESO	0	In Progress
9/29/2022	Non-Construction	Non-Construction	BATTLE TRANSPORTATION, INC	\$677,530	3000 V STREET	0	In Progress
8/9/2022	Non-Construction	Non-Construction	TAMAH, LLC	\$1,798,725	1200 1ST STREET	0	In Progress
7/7/2022	Non-Construction	Non-Construction	Destined for Greatness	\$500,000	80 M STREET SE	0	In Progress
6/14/2022	Non-Construction	Non-Construction	BAU, LLC	\$500,000	1510 H STREET	0	In Progress
7/5/2022	Non-Construction	Non-Construction	CAPTIVATE PERSPECTIVES	\$475,000	700 12TH STREET	0	In Progress
6/30/2022	Non-Construction	Non-Construction	EXCALIBUR LEGAL STAFFING, LLC	\$500,000	1429 GOOD HO	1	In Progress
8/24/2022	Non-Construction	Non-Construction	VERITAS CONSULTING GROUP, LLC	\$3,845,890	700 12TH STREET	0	In Progress
9/6/2022	Non-Construction	Non-Construction	VCare, LLC	\$3,209,510	441 4TH STREET	0	In Progress

Executed Agreement Date	Incentive name* (ex: name of grant or tax incentive)	Type of incentive* (ex: grant, tax abatement, loan)	Recipient name*	Incentive amount*	MAR Address / location of investment	Number of District residents employed as a direct result of this investment	Is recipient in compliance with District resident employment requirements?
9/29/2022	Non-Construction	Non-Construction	Edgewood/Brookland family Support Collaborative	\$1,734,111	64 NEW YORK A	0	In Progress
9/29/2022	Non-Construction	Non-Construction	COMMUNITY OF HOPE INC	\$2,271,340	3333 14TH STRI	0	In Progress
9/27/2022	Non-Construction	Non-Construction	Echelon Community Services	\$2,008,750	4246 FOOTE ST	0	In Progress
9/1/2022	Non-Construction	Non-Construction	DC CENTRAL KITCHEN	\$5,517,905	425 2ND STREE	0	In Progress
7/25/2022	Non-Construction	Non-Construction	MBI HEALTH SERVICES, LLC	\$452,700	4130 HUNT PLA	0	In Progress
9/29/2022	Non-Construction	Non-Construction	LABORATORY CORPORATION OF AMERICA HOLDINGS	\$950,000	77 P STREET NE	0	In Progress
9/29/2022	Non-Construction	Non-Construction	Relay School of Education	\$487,500	1200 1ST STREE	0	In Progress
9/29/2022	Non-Construction	Non-Construction	vTECH SOLUTION	\$500,000	1100 4TH STREI	0	In Progress
9/27/2022	Non-Construction	Non-Construction	THE REENTRY NETWORK FOR RETURNING CITIZENS	\$455,939	4053 MINNESO	0	In Progress

<b>Executed Agreement Date</b>	<b>Incentive name* (ex: name of grant or tax incentive)</b>	<b>Type of incentive* (ex: grant, tax abatement, loan)</b>	<b>Recipient name*</b>	<b>Incentive amount*</b>	<b>MAR Address / location of investment</b>	<b>Number of District residents employed as a direct result of this investment</b>	<b>Is recipient in compliance with District resident employment requirements?</b>
9/6/2022	Non-Construction	Non-Construction	Accelerate Learning Inc.	\$318,995		0	In Progress
9/27/2022	Non-Construction	Non-Construction	LATINO ECONOMIC DEVELOPMENT CENTER	\$5,400,000	1401 COLUMBI	0	In Progress
8/31/2022	Non-Construction	Non-Construction	LIFE STRIDE, INC	\$2,867,112		0	In Progress
9/27/2022	Non-Construction	Non-Construction	MedStar Family Choice	\$143,830,517	441 4TH STREET	0	In Progress
8/4/2022	Non-Construction	Non-Construction	INK SYSTEMS	\$500,000	2200 PENNSYLV	0	In Progress
9/13/2022	Non-Construction	Non-Construction	Paving the Way Multi Service Institute	\$574,867	3400 MARTIN L	0	In Progress
9/27/2022	Non-Construction	Non-Construction	CHANGING TECHNOLOGIES, INC.	\$10,000,000	3602 13TH STR	0	In Progress
7/28/2022	Non-Construction	Non-Construction	NJ3Q Technology LLC	\$500,000	441 4TH STREET	0	In Progress
7/18/2022	Non-Construction	Non-Construction	Morgans/JIMMIE MUSCATELLO	\$12,706,880	300 INDIANA A	0	In Progress
9/27/2022	Non-Construction	Non-Construction	CARAHSOFT TECHNOLOGY CORPORATION	\$357,140	1050 1ST STREE	0	In Progress

Executed Agreement Date	Incentive name* (ex: name of grant or tax incentive)	Type of incentive* (ex: grant, tax abatement, loan)	Recipient name*	Incentive amount*	MAR Address / location of investment	Number of District residents employed as a direct result of this investment	Is recipient in compliance with District resident employment requirements?
8/16/2022	Non-Construction	Non-Construction	Hugee Corporation	\$500,000	1818 NEW YOR	0	In Progress
9/29/2022	Non-Construction	Non-Construction	Transitional Housing Corporation (THC)	\$950,000	1322 MAIN DRI	2	In Progress
9/29/2022	Non-Construction	Non-Construction	Immediate Mailing Services Inc.	\$330,000	1225 I STREET N	0	In Progress
9/27/2022	Non-Construction	Non-Construction	PATHWAYS TO HOUSING, DC	\$894,116	828 EVARTS STI	0	In Progress
9/20/2022	Non-Construction	Non-Construction	Liberty Point Behavioral Healthcare, LLC	\$967,000	200 E STREET S	0	In Progress
9/29/2022	Non-Construction	Non-Construction	CS Jackson LLC dba CS Air & Enviornment	\$497,500		0	In Progress
8/8/2022	Non-Construction	Non-Construction	RIZEUP TECHNOLOGY TRAINING	\$522,080	4058 MINNESO	0	In Progress
9/29/2022	Non-Construction	Non-Construction	Public Consulting Group LLC	\$885,000	1050 1ST STREE	0	In Progress
6/30/2022	Non-Construction	Non-Construction	SODEXOMAGIC, LLC	\$1,903,925	441 4TH STREET	0	In Progress
8/2/2022	Non-Construction	Non-Construction	SAMARITAN INNS	\$1,600,000	2523 14TH STRI	0	In Progress

Executed Agreement Date	Incentive name* (ex: name of grant or tax incentive)	Type of incentive* (ex: grant, tax abatement, loan)	Recipient name*	Incentive amount*	MAR Address / location of investment	Number of District residents employed as a direct result of this investment	Is recipient in compliance with District resident employment requirements?
8/2/2022	Non-Construction	Non-Construction	RAP, INC.	\$950,000	64 NEW YORK A	0	In Progress
9/6/2022	Non-Construction	Non-Construction	INNOVATIVE LIFE SOLUTIONS, INC.	\$1,239,832	6135 KANSAS A	0	In Progress
8/4/2022	Non-Construction	Non-Construction	vTECH SOLUTION	\$10,000,000	1100 H STREET	0	In Progress
8/2/2022	Non-Construction	Non-Construction	CUBE ROOT CORPORATION	\$1,308,665	2000 14TH STRI	0	In Progress
8/3/2022	Non-Construction	Non-Construction	Community Connections	\$327,807	801 PENNSYLVIA	12	In Progress
7/6/2022	Non-Construction	Non-Construction	Wayside Publishing	\$594,918	1200 1ST STREE	0	In Progress
6/24/2022	Non-Construction	Non-Construction	MedStar Family Choice	\$6,288,600	110 IRVING STR	0	In Progress
6/30/2022	Non-Construction	Non-Construction	Atlantic Emergency Solutions, Inc	\$700,000	1103 HALF STRI	0	In Progress
6/30/2022	Non-Construction	Non-Construction	F.S. TAYLOR AND ASSOCIATES PC	\$500,000	1420 N STREET	0	In Progress
6/30/2022	Non-Construction	Non-Construction	The MECCA Group, LLC	\$553,103	1001 CONNECT	0	In Progress

<b>Executed Agreement Date</b>	<b>Incentive name* (ex: name of grant or tax incentive)</b>	<b>Type of incentive* (ex: grant, tax abatement, loan)</b>	<b>Recipient name*</b>	<b>Incentive amount*</b>	<b>MAR Address / location of investment</b>	<b>Number of District residents employed as a direct result of this investment</b>	<b>Is recipient in compliance with District resident employment requirements?</b>
7/1/2022	Non-Construction	Non-Construction	GENERAL SERVICES, INC.	\$584,115	3613 GEORGIA	0	In Progress
3/28/2022	Non-Construction	Non-Construction	Community Connections	\$12,024,035	801 PENNSYLVANIA	0	In Progress
3/23/2022	Non-Construction	Non-Construction	Engage Strategies LLC	\$900,000	441 4TH STREET	0	In Progress
7/1/2022	Non-Construction	Non-Construction	Parkeon, Inc. dba Flowbird	\$1,949,910	250 M STREET S	0	In Progress
6/13/2022	Non-Construction	Non-Construction	METRO DC COMMUNITY CENTER INC	\$1,000,000	2000 14TH STREET	0	In Progress
6/30/2022	Non-Construction	Non-Construction	MVS, Inc.	\$1,055,738	200 I STREET SE	0	In Progress
3/23/2022	Non-Construction	Non-Construction	CAREER TEAM LLC	\$430,000		0	In Progress
3/23/2022	Non-Construction	Non-Construction	CGC INC.	\$854,100	6023 CLAY STREET	0	In Progress
6/30/2022	Non-Construction	Non-Construction	Accelerate Learning Inc.	\$1,610,145	1200 1ST STREET	0	In Progress
4/4/2022	Non-Construction	Non-Construction	CAPITOL BRIDGE LLC	\$649,129	2000 9TH STREET	0	In Progress

Executed Agreement Date	Incentive name* (ex: name of grant or tax incentive)	Type of incentive* (ex: grant, tax abatement, loan)	Recipient name*	Incentive amount*	MAR Address / location of investment	Number of District residents employed as a direct result of this investment	Is recipient in compliance with District resident employment requirements?
7/1/2022	Non-Construction	Non-Construction	Corporate Systems Resources	\$534,305	4058 MINNESO	0	In Progress
3/18/2022	Construction	Construction	United Builders Corp	\$1,000,000	65 I STREET SW	0	In Progress
3/10/2022	Non-Construction	Non-Construction	The General Ship Repair Corp.	\$650,415		0	In Progress
12/2/2021	Non-Construction	Non-Construction	GLOBAL CONSULTING INC.	\$625,000	2000 14TH STRI	0	In Progress
6/16/2022	Non-Construction	Non-Construction	Can I Live, Inc	\$450,000	1600 MARYLAN	0	In Progress
8/16/2022	Non-Construction	Non-Construction	CHANGING TECHNOLOGIES, INC.	\$10,000,000	3602 13TH STRI	0	In Progress
12/7/2021	Construction	Construction	Mogoo, Inc.	\$8,771,785	1395 ASPEN ST	0	Compliant
4/20/2022	Construction	Construction	Miller and Long DC, Inc	\$4,950,000	1515 NORTH CA	2	N/A
5/5/2022	Construction	Construction	HRGM Corporation	\$1,132,410	300 VAN BUREN	0	N/A
9/2/2022	Construction	Construction	Belfast DC LLC	\$2,365,000	6900 GEORGIA	6	N/A
10/1/2021	Construction	Construction	Advanced Window, Inc.	\$1,405,000	6900 GEORGIA	0	N/A
1/21/2022	Construction	Construction	JA Painting LLC	\$266,400	6900 GEORGIA	2	N/A
11/15/2021	Construction	Construction	Power Design, Inc.	\$285,413	400 PENN STRE	1	N/A
10/21/2021	Grants	Grants	Washington Society Drama Inc. Arena Stage	\$605,282	1101 6TH STRE	0	N/A
11/3/2021	Grants	Grants	ESCAPE ROOM LIVE	\$385,670	3345 M STREET	2	N/A



Executed Agreement Date	Incentive name* (ex: name of grant or tax incentive)	Type of incentive* (ex: grant, tax abatement, loan)	Recipient name*	Incentive amount*	MAR Address / location of investment	Number of District residents employed as a direct result of this investment	Is recipient in compliance with District resident employment requirements?
2/7/2022	Non-Construction	Non-Construction	SmartStart Education LLC	\$4,598,820	1200 1ST STREET	18	N/A
10/13/2021	Non-Construction	Non-Construction	THROW SOCIAL DC LLC	\$393,709	1401 OKIE STREET	16	N/A
5/18/2022	Construction	Construction	Millennium Pools and Spas, LLC	\$194,000	1200 3RD STREET	1	N/A
3/4/2022	Construction	Construction	Cap8 Doors & Hardware	\$615,000	1900 C STREET	0	N/A
3/25/2022	Construction	Construction	Christian Siding, LLC	\$765,000	1900 C STREET	0	N/A
4/13/2022	Construction	Construction	Dolores Pachecos Plumbing	\$325,000	1900 C STREET	2	N/A
3/25/2022	Construction	Construction	J.Solano HVAC & CR Cleaning Services LLC	\$333,000	1900 C STREET	0	N/A
4/13/2022	Construction	Construction	Pella Mid Atlantic Inc	\$794,884	1900 C STREET	0	N/A
11/19/2021	Construction	Construction	BG Crane Services Inc	\$300,000	700 YUMA STREET	0	N/A
1/19/2022	Construction	Construction	SUMMIT ANCHOR CO.	\$211,009	1112 1ST TERRACE	0	N/A
11/24/2021	Construction	Construction	METRO PAVING CORPORATION	\$1,110,141	1000 WATER STREET	0	N/A
3/4/2022	Construction	Construction	Miscellaneous Metals, Inc.	\$1,649,000	1000 WATER STREET	0	N/A
3/31/2022	Construction	Construction	Tensile Structure Systems, Inc.	\$106,480	1000 WATER STREET	0	N/A

<b>Executed Agreement Date</b>	<b>Incentive name* (ex: name of grant or tax incentive)</b>	<b>Type of incentive* (ex: grant, tax abatement, loan)</b>	<b>Recipient name*</b>	<b>Incentive amount*</b>	<b>MAR Address / location of investment</b>	<b>Number of District residents employed as a direct result of this investment</b>	<b>Is recipient in compliance with District resident employment requirements?</b>
3/25/2022	Construction	Construction	A&S Sales of Virginia	\$152,015	655 WATER ST	0	N/A
5/10/2022	Construction	Construction	Absolute Builders, Inc.	\$314,000	1000 WATER ST	1	N/A
10/22/2021	Construction	Construction	Gelberg Signs	\$162,665	1000 WATER ST	0	N/A
10/1/2021	Construction	Construction	Kastle Systems LLC	\$309,772	1000 WATER ST	0	N/A
5/10/2022	Construction	Construction	Kensington Glass Arts Inc.	\$257,300	1000 WATER ST	0	N/A
10/22/2021	Construction	Construction	McKeon Door of DC	\$182,200	1000 WATER ST	0	N/A
10/1/2021	Construction	Construction	Miscellaneous Metals, Inc.	\$915,000	1000 WATER ST	0	N/A
5/10/2022	Construction	Construction	Pillar Construction, Inc.	\$3,819,000	1000 WATER ST	0	N/A
10/22/2021	Construction	Construction	Roubin and Janeiro of Virginia, Inc.	\$425,772	1000 WATER ST	2	N/A
2/3/2022	Construction	Construction	TSI/Exterior Wall Systems, Inc.	\$34,066,310	1000 WATER ST	0	N/A
12/7/2021	Construction	Construction	F Roberts Construction, Inc.	\$265,066	300 MORSE ST	0	N/A
2/24/2022	Construction	Construction	Chapel Valley Landscape Company	\$614,000	1800 SYCAMOR	0	N/A
3/25/2022	Construction	Construction	Continental Construction, Inc.	\$758,287	1800 SYCAMOR	0	N/A
1/19/2022	Construction	Construction	Emerald Ironworks, Inc.	\$408,000	1800 SYCAMOR	0	N/A

Executed Agreement Date	Incentive name* (ex: name of grant or tax incentive)	Type of incentive* (ex: grant, tax abatement, loan)	Recipient name*	Incentive amount*	MAR Address / location of investment	Number of District residents employed as a direct result of this investment	Is recipient in compliance with District resident employment requirements?
11/17/2021	Construction	Construction	F&L Construction	\$427,000	1800 SYCAMOR	0	N/A
1/19/2022	Construction	Construction	James Myers Company, Inc.	\$660,000	1800 SYCAMOR	0	N/A
1/19/2022	Construction	Construction	Robey, Inc.	\$1,070,000	1800 SYCAMOR	1	N/A
2/8/2022	Construction	Construction	W Concrete, Inc	\$429,622	1800 SYCAMOR	1	N/A
2/28/2022	Construction	Construction	City Construction, LLC	\$368,177	201 N STREET S	0	N/A
12/10/2021	Construction	Construction	GY Contracting	\$423,232	2244 SAVANNA	0	N/A
12/10/2021	Construction	Construction	HRP Group, Inc.	\$300,000	2244 SAVANNA	0	N/A
12/10/2021	Construction	Construction	MWS Ventures, Inc.	\$391,500	2244 SAVANNA	0	N/A
12/10/2021	Construction	Construction	WSM Construction, Inc.	\$350,000	2244 SAVANNA	0	N/A
10/21/2021	Non-Construction	Non-Construction	WellCentric Health Group DC ( WellCentric DC )	\$430,750	1434 PARK ROA	2	N/A
10/20/2021	Non-Construction	Non-Construction	HAYAT BROWN LLC	\$2,039,209	3715 MARTIN L	0	N/A
12/22/2021	Non-Construction	Non-Construction	ADC MANAGEMENT SOLUTION	\$950,000	2000 14TH STR	0	N/A
8/2/2022	Construction	Construction	Broughton Construction Company, LLC	\$2,224,800	3200 6TH STRE	0	N/A
3/14/2022	Construction	Construction	CAFFES-STEELE Inc.	\$2,749,210	1336 8TH STRE	0	N/A
7/14/2022	Construction	Construction	Floors, Etc.	\$504,203	1336 8TH STRE	0	In Progress

<b>Executed Agreement Date</b>	<b>Incentive name* (ex: name of grant or tax incentive)</b>	<b>Type of incentive* (ex: grant, tax abatement, loan)</b>	<b>Recipient name*</b>	<b>Incentive amount*</b>	<b>MAR Address / location of investment</b>	<b>Number of District residents employed as a direct result of this investment</b>	<b>Is recipient in compliance with District resident employment requirements?</b>
9/12/2022	Construction	Construction	M&M Appliance Sales and Service, Inc.	\$659,074	1336 8TH STREET	0	In Progress
3/30/2022	Non-Construction	Non-Construction	Amaya I LLC	\$303,012	3614 14TH STREET	0	N/A
4/11/2022	Non-Construction	Non-Construction	AMAR GROUP LLC	\$7,835,514	6230 3RD STREET	0	N/A
3/28/2022	Non-Construction	Non-Construction	GENERAL SERVICES, INC.	\$900,000	441 4TH STREET	0	N/A
8/2/2022	Non-Construction	Non-Construction	Precision Capital Partners LLC	\$950,000	441 4TH STREET	0	N/A
6/29/2022	Non-Construction	Non-Construction	FAUNT Imaging Solutions LLC	\$950,000	1231 GOOD HOPE	0	N/A
8/2/2022	Non-Construction	Non-Construction	Savvy Technology Solutions	\$10,000,000	441 4TH STREET	0	N/A
3/30/2022	Non-Construction	Non-Construction	THE SANDLOT LLC	\$1,000,000	633 HOWARD STREET	0	N/A
6/10/2022	Non-Construction	Non-Construction	CIRTE	\$10,000,000	1200 G STREET	0	N/A
7/5/2022	Non-Construction	Non-Construction	EMC2 EDUCATIONAL CONSULTING LLC	\$500,000	529 14TH STREET	0	N/A

Executed Agreement Date	Incentive name* (ex: name of grant or tax incentive)	Type of incentive* (ex: grant, tax abatement, loan)	Recipient name*	Incentive amount*	MAR Address / location of investment	Number of District residents employed as a direct result of this investment	Is recipient in compliance with District resident employment requirements?
7/11/2022	Construction	Construction	Columbia Woodworking, Inc.	\$85,000,000	811 3RD STREET	0	N/A
4/20/2022	Construction	Construction	DelRay Contract Glazing LLC	\$30,850,520	2330 POMEROY	0	N/A
9/9/2022	Construction	Construction	Broughton Construction Company, LLC	\$4,000,000	4530 MACARTH	0	N/A
10/13/2021	Construction	Construction	C&G Carpentry Services, Inc.	\$1,250,000	65 I STREET SW	0	N/A
4/19/2022	Non-Construction	Non-Construction	10.13 Enterprise, LLC	\$950,000	20 F STREET NW	0	N/A
10/6/2021	Non-Construction	Non-Construction	ALIGNED DEVELOPMENT STRATEGIES, INC.	\$10,000,000	1900 L STREET N	0	N/A
2/9/2022	Non-Construction	Non-Construction	DEWBERRY CONSULTANTS LLC	\$1,668,703	55 M STREET SE	0	N/A
10/20/2021	Non-Construction	Non-Construction	Construction Quality Engineers	\$900,000	3221 STANTON	0	N/A
10/20/2021	Non-Construction	Non-Construction	PRISM INTERNATIONAL, LLC	\$8,950,000	1200 G STREET	0	N/A
10/18/2021	Non-Construction	Non-Construction	ALTAGAIN SOLUTIONS	\$950,000	601 PENNSYLVAN	0	N/A

Executed Agreement Date	Incentive name* (ex: name of grant or tax incentive)	Type of incentive* (ex: grant, tax abatement, loan)	Recipient name*	Incentive amount*	MAR Address / location of investment	Number of District residents employed as a direct result of this investment	Is recipient in compliance with District resident employment requirements?
10/21/2021	Non-Construction	Non-Construction	HAYAT BROWN LLC	\$950,000	3715 MARTIN L	0	N/A
12/28/2021	Non-Construction	Non-Construction	ICI SYSTEMS, INC.	\$950,000	100 M STREET S	0	N/A
1/12/2022	Non-Construction	Non-Construction	INFOMC, INC.	\$622,786		0	N/A
1/12/2022	Non-Construction	Non-Construction	ACCELERATE 500 INC.L	\$1,250,000	1100 15TH STRI	0	N/A
10/18/2021	Non-Construction	Non-Construction	AVID SYSTEMS	\$10,000,000	441 4TH STREET	0	N/A
11/3/2021	Non-Construction	Non-Construction	Dynamic Green Radiance LLC	\$950,000	1200 G STREET	0	N/A
4/18/2022	Non-Construction	Non-Construction	Savvy Technology Solutions	\$950,000	1231 GOOD HO	0	N/A
1/12/2022	Non-Construction	Non-Construction	PAGE AFTER PAGE BUSINESS	\$950,000	800 MAINE AVE	0	N/A
10/18/2021	Non-Construction	Non-Construction	KidsPeace National Centers of North America, Inc	\$999,206	4058 MINNESO	0	N/A
3/4/2022	Non-Construction	Non-Construction	Washington Digital Media	\$900,000	441 4TH STREET	0	N/A

<b>Executed Agreement Date</b>	<b>Incentive name* (ex: name of grant or tax incentive)</b>	<b>Type of incentive* (ex: grant, tax abatement, loan)</b>	<b>Recipient name*</b>	<b>Incentive amount*</b>	<b>MAR Address / location of investment</b>	<b>Number of District residents employed as a direct result of this investment</b>	<b>Is recipient in compliance with District resident employment requirements?</b>
10/21/2021	Non-Construction	Non-Construction	AVID SYSTEMS	\$10,000,000	441 4TH STREET	0	N/A
10/20/2021	Non-Construction	Non-Construction	Netsmart Technologies Inc	\$842,760		0	N/A
10/6/2021	Non-Construction	Non-Construction	CLEAN CITY	\$950,000	3107 BERRY RO	0	N/A
10/20/2021	Non-Construction	Non-Construction	DECCA DEVELOPMENT CORPORATION	\$950,000	2000 14TH STR	0	N/A
10/6/2021	Non-Construction	Non-Construction	DC General Construction, Inc.	\$950,000	1208 9TH STRE	0	N/A
10/6/2021	Non-Construction	Non-Construction	WKM SOLUTIONS LLC	\$950,000	900 17TH STRE	0	N/A
12/28/2021	Non-Construction	Non-Construction	MVS, Inc.	\$1,340,445	1200 1ST STREE	0	N/A
1/10/2022	Non-Construction	Non-Construction	FRONTLINE COMMUNITY SERVICES	\$1,805,268		0	N/A
10/20/2021	Non-Construction	Non-Construction	DC General Construction, Inc.	\$502,700	1208 9TH STRE	0	N/A
10/21/2021	Non-Construction	Non-Construction	Dawson Executive & Strategic Consulting Firm LLC	\$950,000	1514 16TH STR	0	N/A

Executed Agreement Date	Incentive name* (ex: name of grant or tax incentive)	Type of incentive* (ex: grant, tax abatement, loan)	Recipient name*	Incentive amount*	MAR Address / location of investment	Number of District residents employed as a direct result of this investment	Is recipient in compliance with District resident employment requirements?
1/11/2022	Non-Construction	Non-Construction	SUITLESS INC.	\$950,000	248 QUACKENB	0	N/A
10/29/2021	Non-Construction	Non-Construction	WEBMETHODS INC SOFTWARE AG USA	\$443,802	300 INDIANA A	0	N/A
1/11/2022	Non-Construction	Non-Construction	TDB COMMUNICATION INC	\$10,000,000	4217 20TH STRI	0	N/A
10/22/2021	Non-Construction	Non-Construction	AVID SYSTEMS	\$2,160,000	441 4TH STREET	0	N/A
10/26/2021	Non-Construction	Non-Construction	C.L Russell Group, LLC	\$950,000	1200 G STREET	0	N/A
12/28/2021	Non-Construction	Non-Construction	URBAN EQUITY CONSULTING GROUP L.L.C	\$500,000	1341 H STREET	0	N/A
6/13/2022	Construction	Construction	The Pierce Painting & Wall Covering	\$685,000	340 MORSE STR	0	N/A
11/12/2021	Construction	Construction	CONSYS, INC	\$8,777,786	4200 CONNECT	0	N/A
11/9/2021	Construction	Construction	CONSYS, INC	\$1,267,786	4200 CONNECT	0	N/A
3/7/2022	Construction	Construction	Bennett Group, Inc.	\$387,900	200 H STREET N	0	N/A
10/18/2021	Construction	Construction	CAPITAL Construction Group, LLC	\$745,246	1901 D STREET	0	N/A



<b>Executed Agreement Date</b>	<b>Incentive name* (ex: name of grant or tax incentive)</b>	<b>Type of incentive* (ex: grant, tax abatement, loan)</b>	<b>Recipient name*</b>	<b>Incentive amount*</b>	<b>MAR Address / location of investment</b>	<b>Number of District residents employed as a direct result of this investment</b>	<b>Is recipient in compliance with District resident employment requirements?</b>
2/24/2022	Construction	Construction	Broughton Construction Company, LLC	\$687,324	4501 TEXAS AV	0	N/A
12/27/2021	Construction	Construction	NATIONAL SERVICE CONTRACTORS	\$667,850	2101 14TH STR	0	N/A
4/5/2022	Construction	Construction	1 Regal Enterprise, LLC	\$507,765		0	N/A
2/16/2022	Construction	Construction	HS NEH LLC	\$1,767,570	3924 MINNESO	0	N/A
10/1/2021	Construction	Construction	RELIABLE INSTALLATION SERVICES LLC	\$276,480	1000 4TH STRE	0	N/A
9/27/2022	Construction	Construction	Allstate Flooring of DC, LLC	\$310,474	1909 MARTIN L	0	N/A
12/7/2021	Construction	Construction	Gate Precast Company	\$1,745,000	1909 MARTIN L	0	N/A
2/9/2022	Construction	Construction	Genco Masonry, Inc.	\$593,000	1909 MARTIN L	0	N/A
9/14/2022	Construction	Construction	Kensington Glass Arts Inc.	\$1,736,900	1909 MARTIN L	0	N/A
2/4/2022	Construction	Construction	Livingston Fire Protection, Inc.	\$366,800	1909 MARTIN L	0	N/A
3/11/2022	Construction	Construction	LP Roofing	\$825,000	1909 MARTIN L	0	N/A
2/28/2022	Construction	Construction	NATIONAL SERVICE CONTRACTORS	\$1,088,208	1909 MARTIN L	0	N/A
2/9/2022	Construction	Construction	Otis Elevator Company	\$430,000	1909 MARTIN L	0	N/A

Executed Agreement Date	Incentive name* (ex: name of grant or tax incentive)	Type of incentive* (ex: grant, tax abatement, loan)	Recipient name*	Incentive amount*	MAR Address / location of investment	Number of District residents employed as a direct result of this investment	Is recipient in compliance with District resident employment requirements?
11/29/2021	Construction	Construction	P42 Community Partners LLC	\$500,000	3467 14TH STREET	0	N/A
10/26/2021	Construction	Construction	H&A DCU JV LLC	\$195,451,417	760 MAINE AVE	0	N/A
10/8/2021	Construction	Construction	RSC ELECTRICAL and MECHANICAL CONTRACTORS, INC.	\$300,000	1100 ALABAMA	0	N/A
2/28/2022	Construction	Construction	Broughton Construction Company, LLC	\$513,781	1299 NEAL STREET	0	N/A
10/13/2021	Construction	Construction	Yeleen Beauty, LLC	\$640,000	3443 BENNING	0	N/A
9/13/2022	Non-Construction	Non-Construction	DEVELOPMENT INSTITUTE	\$625,000	510 H STREET S	0	N/A
8/31/2022	Non-Construction	Non-Construction	Community Connections	\$2,402,175	801 PENNSYLVANIA	0	N/A
9/12/2022	Non-Construction	Non-Construction	SAFE SHORES	\$1,350,000	429 O STREET N	0	N/A
7/22/2022	Non-Construction	Non-Construction	MAXIMUS HEALTH SERVICES, INC.	\$18,993,504		0	N/A
8/2/2022	Non-Construction	Non-Construction	E7STRATEGIES INC	\$950,000	1620 Q STREET	0	N/A

Executed Agreement Date	Incentive name* (ex: name of grant or tax incentive)	Type of incentive* (ex: grant, tax abatement, loan)	Recipient name*	Incentive amount*	MAR Address / location of investment	Number of District residents employed as a direct result of this investment	Is recipient in compliance with District resident employment requirements?
8/2/2022	Non-Construction	Non-Construction	The Greater Washington Chamber of Commerce	\$400,000	1205 GOOD HO	0	N/A
7/1/2022	Non-Construction	Non-Construction	BAU, LLC	\$500,000	1510 H STREET	0	N/A
7/21/2022	Non-Construction	Non-Construction	FEDERAL CITY RECOVERY SERVICES	\$5,000,000	920 BELLEVUE S	0	N/A
9/13/2022	Non-Construction	Non-Construction	AmeriHealth Caritas District of Columbia	\$431,491,551	1250 MARYLAN	0	N/A
8/23/2022	Non-Construction	Non-Construction	Engineering Project Management Construction Management Consulting	\$950,000	5045 JUST STRE	0	N/A
7/13/2022	Non-Construction	Non-Construction	PFC ASSOCIATES, LLC	\$18,699,885	920 VARNUM S	0	N/A
7/21/2022	Non-Construction	Non-Construction	INK SYSTEMS	\$950,000	441 4TH STREET	0	N/A
8/3/2022	Non-Construction	Non-Construction	Protec Construction, Inc.	\$400,000	1314 8TH STRE	0	N/A

Executed Agreement Date	Incentive name* (ex: name of grant or tax incentive)	Type of incentive* (ex: grant, tax abatement, loan)	Recipient name*	Incentive amount*	MAR Address / location of investment	Number of District residents employed as a direct result of this investment	Is recipient in compliance with District resident employment requirements?
9/20/2022	Non-Construction	Non-Construction	Immediate Mailing Services Inc.	\$330,000	1225 I STREET N	0	N/A
8/8/2022	Non-Construction	Non-Construction	COLLEGE BOARD	\$527,847	1050 1ST STREET	0	N/A
6/30/2022	Non-Construction	Non-Construction	SECURITY ASSURANCE MANAGEMENT INC	\$5,669,261	1200 1ST STREET	0	N/A
7/21/2022	Non-Construction	Non-Construction	CLEAN AND SOBER STREETS	\$2,200,000	64 NEW YORK A	0	N/A
8/4/2022	Non-Construction	Non-Construction	ACME AUTO LEASING	\$8,604,780	2000 14TH STRI	0	N/A
10/21/2021	Grants	Grants	Washington Society Drama Inc. Arena Stage	\$605,282	1101 6TH STREI	0	N/A
6/29/2022	Construction	Construction	COMPLETE BUILDING SERVICES	\$780,019	1901 D STREET	0	N/A
10/20/2021	Construction	Construction	Chiaromonte Construction Company	\$681,855	4660 MARTIN L	0	N/A
3/30/2022	Construction	Construction	Chiaromonte Construction Company	\$950,000	4200 CONNECT	0	N/A
10/22/2021	Construction	Construction	Harbor Roofing & Contracting, Inc.	\$400,737	1847 GOOD HO	0	N/A
2/28/2022	Construction	Construction	Banneker Venture LLC	\$996,240	2323 MARTIN L	0	N/A

Executed Agreement Date	Incentive name* (ex: name of grant or tax incentive)	Type of incentive* (ex: grant, tax abatement, loan)	Recipient name*	Incentive amount*	MAR Address / location of investment	Number of District residents employed as a direct result of this investment	Is recipient in compliance with District resident employment requirements?
12/28/2021	Construction	Construction	D CITY SMOKEHOUSE	\$414,388	1301 GOOD HO	0	N/A
6/30/2022	Non-Construction	Non-Construction	ACCENTURE LLP	\$15,000,000	899 NORTH CAH	0	N/A
4/19/2022	Non-Construction	Non-Construction	vTECH SOLUTION	\$10,000,000	441 4TH STREET	0	N/A
5/5/2022	Non-Construction	Non-Construction	vTECH SOLUTION	\$10,000,000	1100 H STREET	0	N/A
3/29/2022	Non-Construction	Non-Construction	URBAN EQUITY CONSULTING GROUP L.L.C	\$10,000,000	1341 H STREET	0	N/A
1/12/2022	Non-Construction	Non-Construction	MVS, Inc.	\$2,587,977	200 I STREET SE	0	N/A
3/7/2022	Non-Construction	Non-Construction	IDEACREW INC	\$988,046	64 NEW YORK A	0	N/A
1/12/2022	Non-Construction	Non-Construction	HB-AB-EXP Design JV LLC	\$7,650,000	3715 MARTIN L	0	N/A
12/29/2021	Non-Construction	Non-Construction	NJ3Q Technology LLC	\$950,000	2032 15TH STRI	0	N/A
10/6/2021	Non-Construction	Non-Construction	Blue Skye Construction, LLC	\$995,000	4315 50TH STRI	0	N/A

<b>Executed Agreement Date</b>	<b>Incentive name* (ex: name of grant or tax incentive)</b>	<b>Type of incentive* (ex: grant, tax abatement, loan)</b>	<b>Recipient name*</b>	<b>Incentive amount*</b>	<b>MAR Address / location of investment</b>	<b>Number of District residents employed as a direct result of this investment</b>	<b>Is recipient in compliance with District resident employment requirements?</b>
10/26/2021	Non-Construction	Non-Construction	THIHA INC.	\$995,000	4937 WESTERN	0	N/A
12/1/2021	Non-Construction	Non-Construction	FRONTLINE COMMUNITY SERVICES	\$816,062		0	N/A
12/28/2021	Non-Construction	Non-Construction	SETTY & ASSOCIATES INTERNATIONAL PLLC	\$950,000	2000 14TH STR	0	N/A
11/9/2021	Non-Construction	Non-Construction	COMPASS SOLUTIONS, LLC	\$950,000	1401 K STREET	0	N/A
10/20/2021	Non-Construction	Non-Construction	Tyson Project Management Group LLC	\$500,000	1220 12TH STR	0	N/A
10/20/2021	Non-Construction	Non-Construction	Netsmart Technologies Inc	\$842,760		0	N/A
10/18/2021	Non-Construction	Non-Construction	SP PLUS CORPORATION	\$619,674	1100 4TH STRE	0	N/A
1/11/2022	Non-Construction	Non-Construction	PEAK TECHNOLOGY SOLUTIONS INC.	\$950,000	1627 K STREET	0	N/A
12/28/2021	Non-Construction	Non-Construction	RAMSELL CORPORATION	\$7,116,944	899 NORTH CA	0	N/A
10/20/2021	Non-Construction	Non-Construction	QUICKBASE INC.	\$2,174,985		0	N/A

Executed Agreement Date	Incentive name* (ex: name of grant or tax incentive)	Type of incentive* (ex: grant, tax abatement, loan)	Recipient name*	Incentive amount*	MAR Address / location of investment	Number of District residents employed as a direct result of this investment	Is recipient in compliance with District resident employment requirements?
1/11/2022	Non-Construction	Non-Construction	Trillian Technologies Inc	\$10,000,000	1629 K STREET	0	N/A
10/22/2021	Non-Construction	Non-Construction	AVID SYSTEMS	\$2,160,000	1420 N STREET	0	N/A
9/13/2022	Non-Construction	Non-Construction	ACCELERATE 500 INC.L	\$1,993,081	1100 15TH STR	0	N/A
9/6/2022	Non-Construction	Non-Construction	VERITAS CONSULTING GROUP, LLC	\$3,845,890	700 12TH STRE	0	N/A
3/10/2022	Non-Construction	Non-Construction	SPECTRUM MANAGEMENT, LLC	\$994,280	1901 D STREET	0	N/A
6/30/2022	Non-Construction	Non-Construction	GOLDEN TRIANGLE BID CORP	\$1,992,306	1120 CONNECT	0	N/A
10/26/2021	Non-Construction	Non-Construction	Lordstown EV Sales LLC	\$681,600	1735 15TH STR	0	N/A
10/21/2021	Non-Construction	Non-Construction	Lordstown EV Sales LLC	\$568,000	1827 WEST VIR	0	N/A
3/28/2022	Non-Construction	Non-Construction	SMITH & SONS LLC	\$850,000	1801 CLYDESDA	0	N/A
1/4/2022	Non-Construction	Non-Construction	Lordstown EV Sales LLC	\$596,850	1735 15TH STR	0	N/A
3/15/2022	Construction	Construction	Alco Doors	\$695,167	1336 8TH STRE	0	N/A