

Chevy Chase Civic Site Survey

Wednesday, March 15, 2023

1692

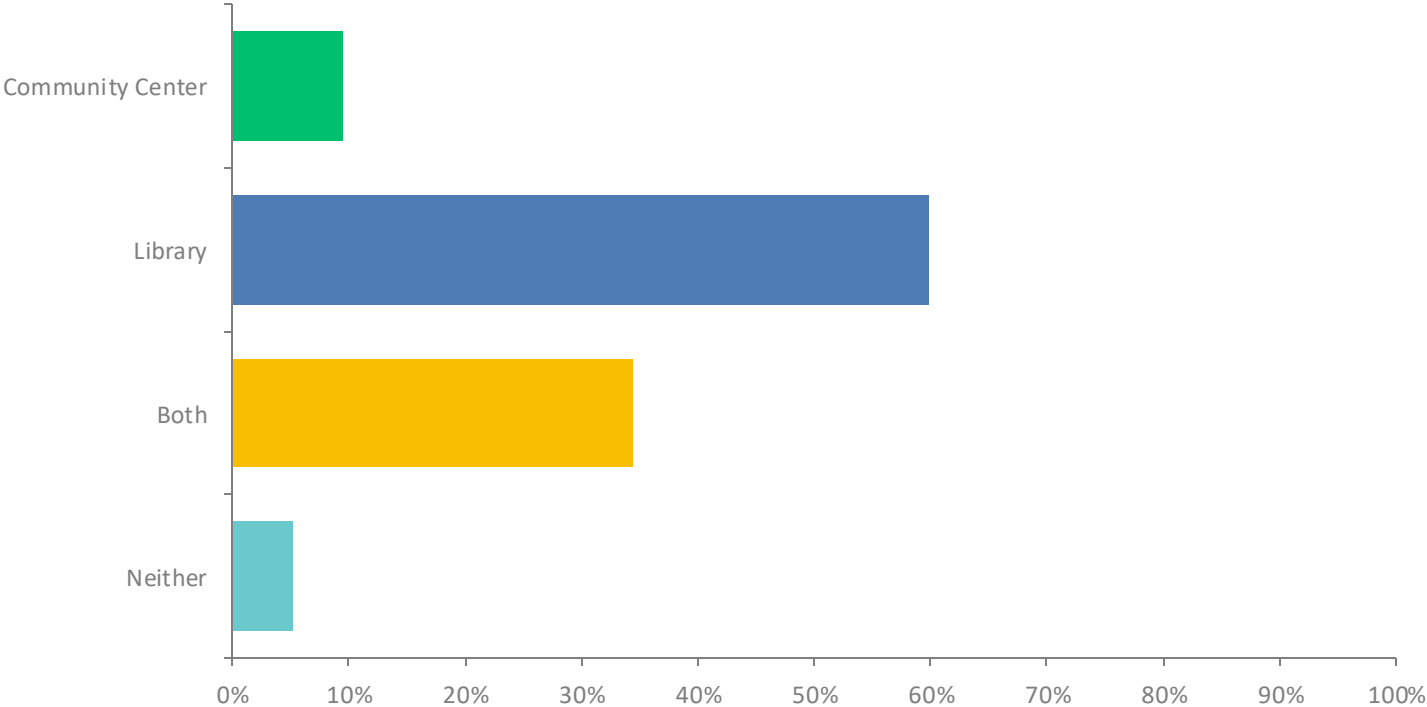
Total Responses

Date Created: Thursday, December 15, 2022

Complete Responses: 1692

Q1: Which facility do you use at the site?

Answered: 1692 ; 0



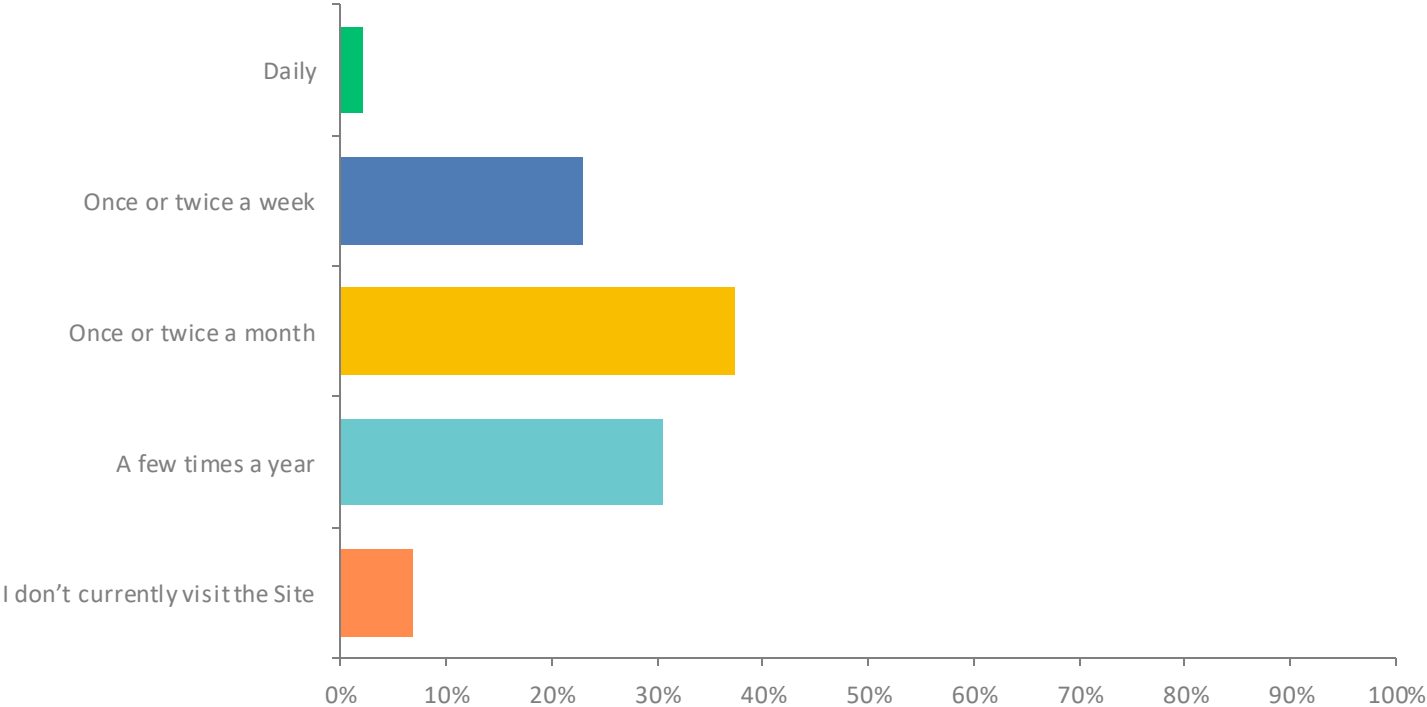
Q1: Which facility do you use at the site?

Answered: 1692 ; 0

ANSWER CHOICES	RESPONSES	
Community Center	9.52%	161
Library	59.87%	1013
Both	34.40%	582
Neither	5.20%	88
TOTAL		1844

Q2: How often do you visit the Site

Answered: 1692 ; 0



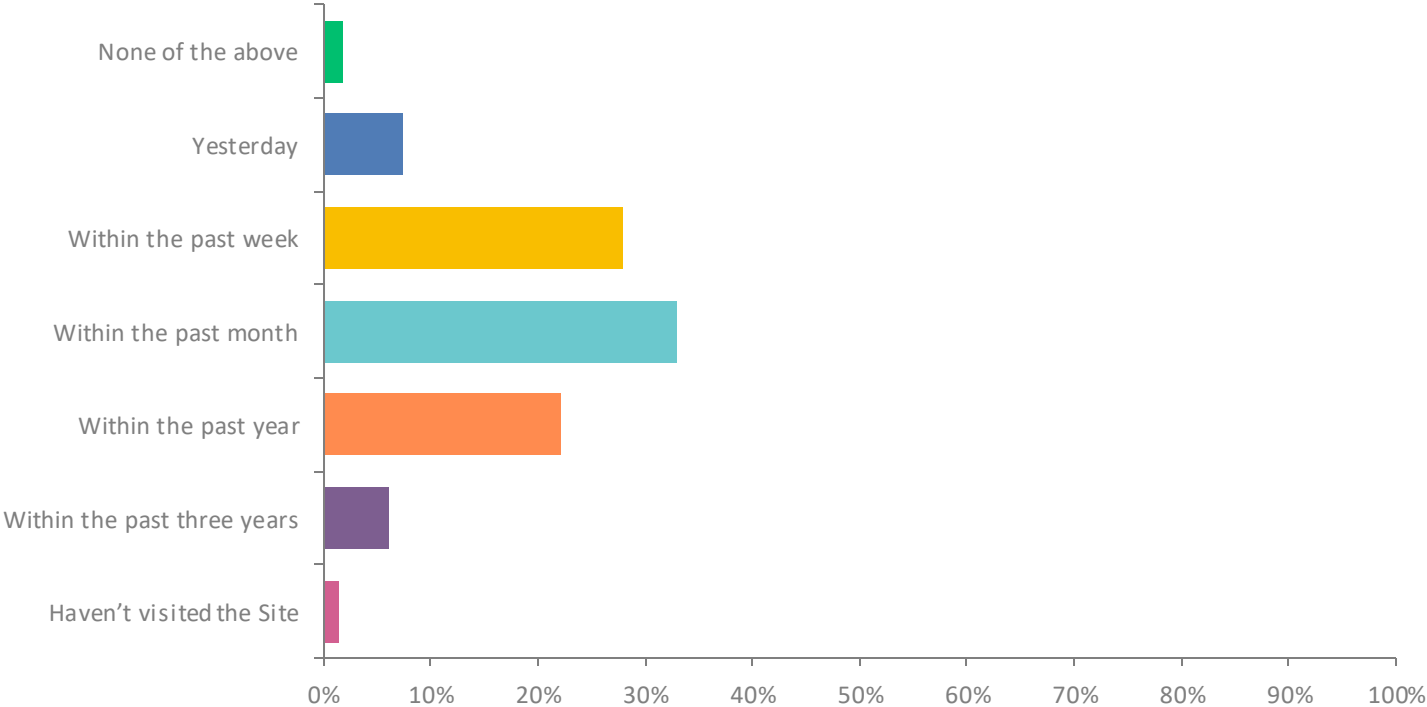
Q2: How often do you visit the Site

Answered: 1692 ,: 0

ANSWER CHOICES	RESPONSES	
Daily	2.19%	37
Once or twice a week	22.99%	389
Once or twice a month	37.29%	631
A few times a year	30.61%	518
I don't currently visit the Site	6.91%	117
TOTAL		1692

Q3: When was the last time you visited the Site?

Answered: 1692 ; 0



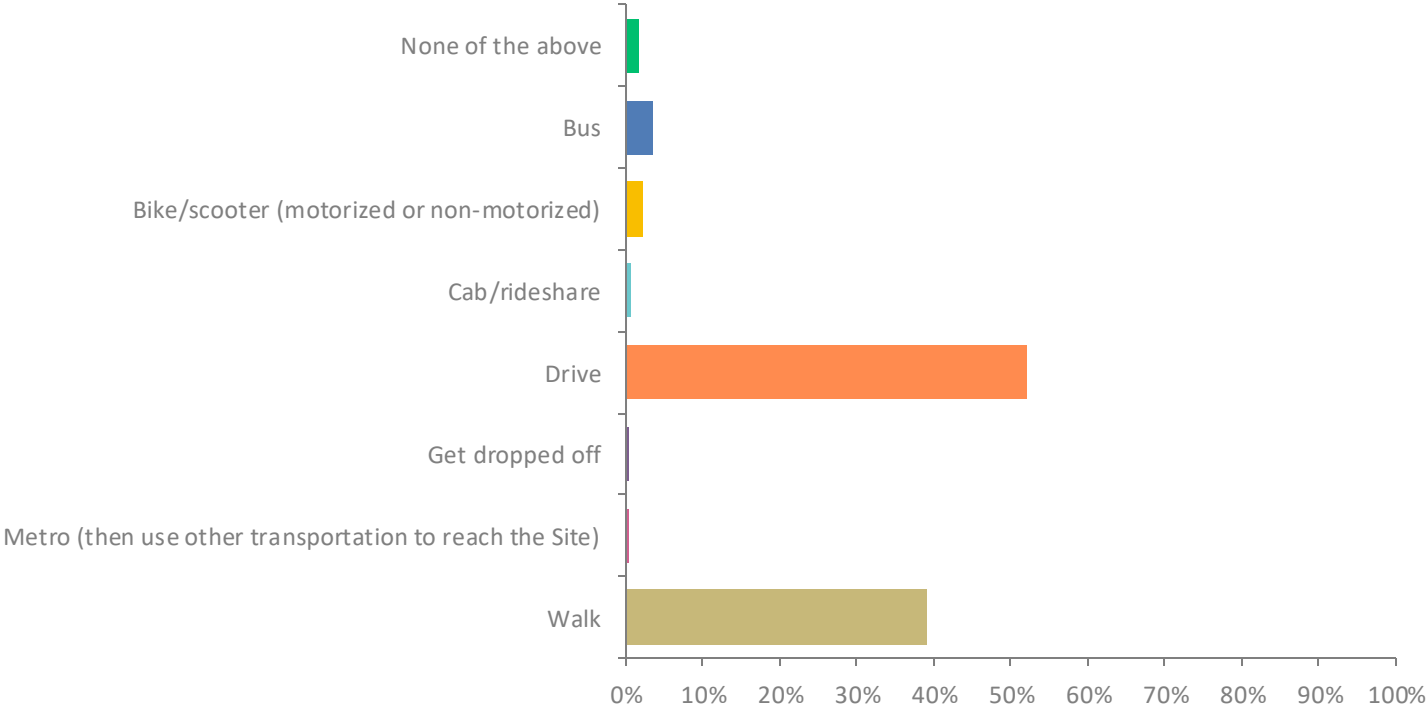
Q3: When was the last time you visited the Site?

Answered: 1692 ,: 0

ANSWER CHOICES	RESPONSES	
None of the above	1.89%	32
Yesterday	7.39%	125
Within the past week	27.96%	473
Within the past month	33.04%	559
Within the past year	22.16%	375
Within the past three years	6.09%	103
Haven't visited the Site	1.48%	25
TOTAL		1692

Q4: How do you usually travel to the Site?

Answered: 1692 ; 0



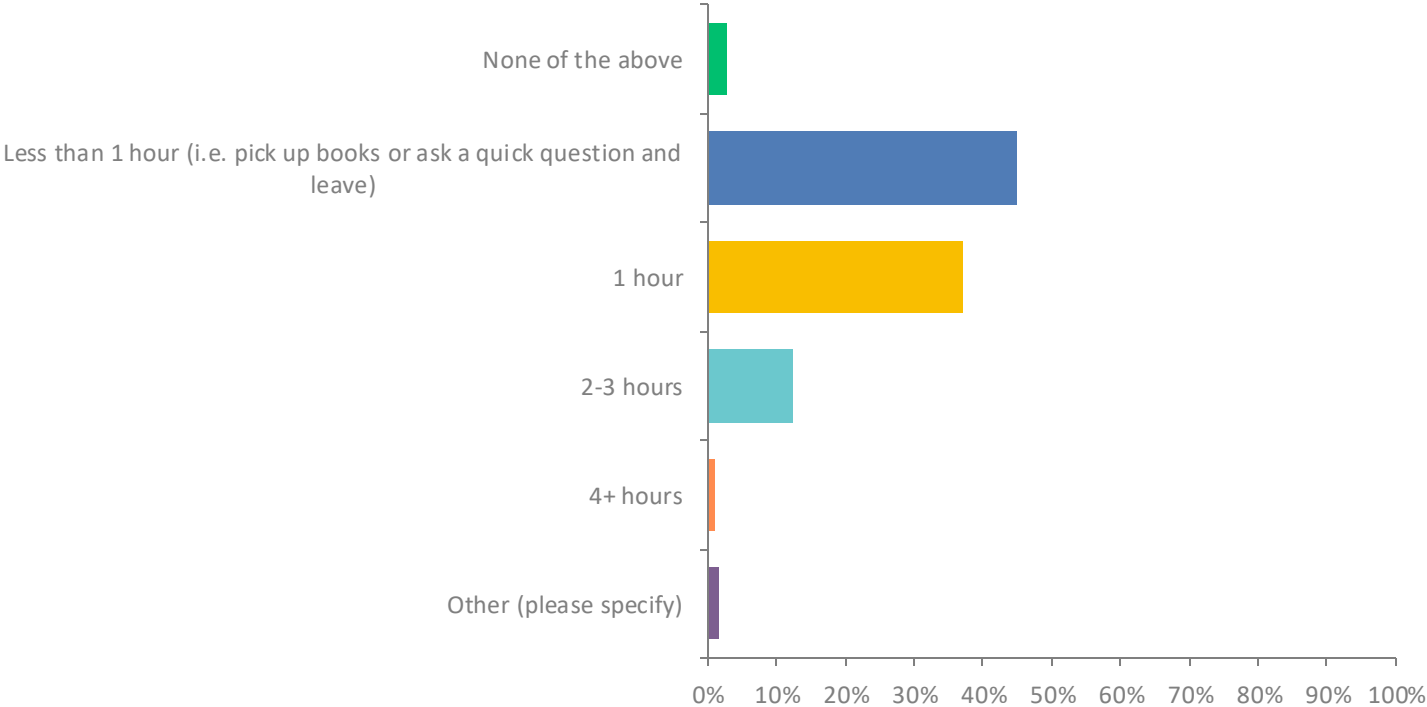
Q4: How do you usually travel to the Site?

Answered: 1692 ,: 0

ANSWER CHOICES	RESPONSES	
None of the above	1.60%	27
Bus	3.43%	58
Bike/scooter (motorized or non-motorized)	2.30%	39
Cab/rideshare	0.65%	11
Drive	52.07%	881
Get dropped off	0.35%	6
Metro (then use other transportation to reach the Site)	0.47%	8
Walk	39.13%	662
TOTAL		1692

Q5: When you visit the Site, how long do you usually stay?

Answered: 1692 ; 0



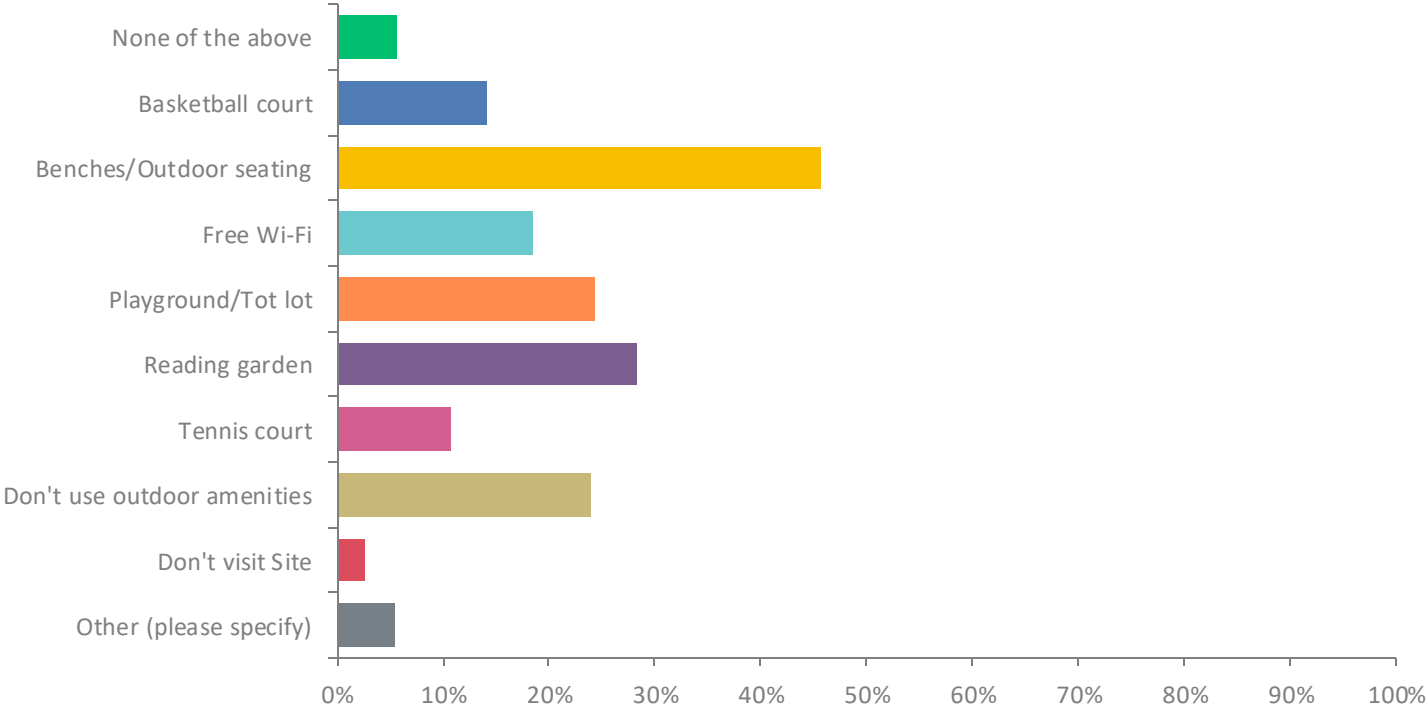
Q5: When you visit the Site, how long do you usually stay?

Answered: 1692 ; 0

ANSWER CHOICES	RESPONSES	
None of the above	2.90%	49
Less than 1 hour (i.e. pick up books or ask a quick question and leave)	44.86%	759
1 hour	37.23%	630
2-3 hours	12.29%	208
4+ hours	0.95%	16
Other (please specify)	1.77%	30
TOTAL		1692

Q6: What outdoor amenities do you use at the Site?

Answered: 1692 ; 0



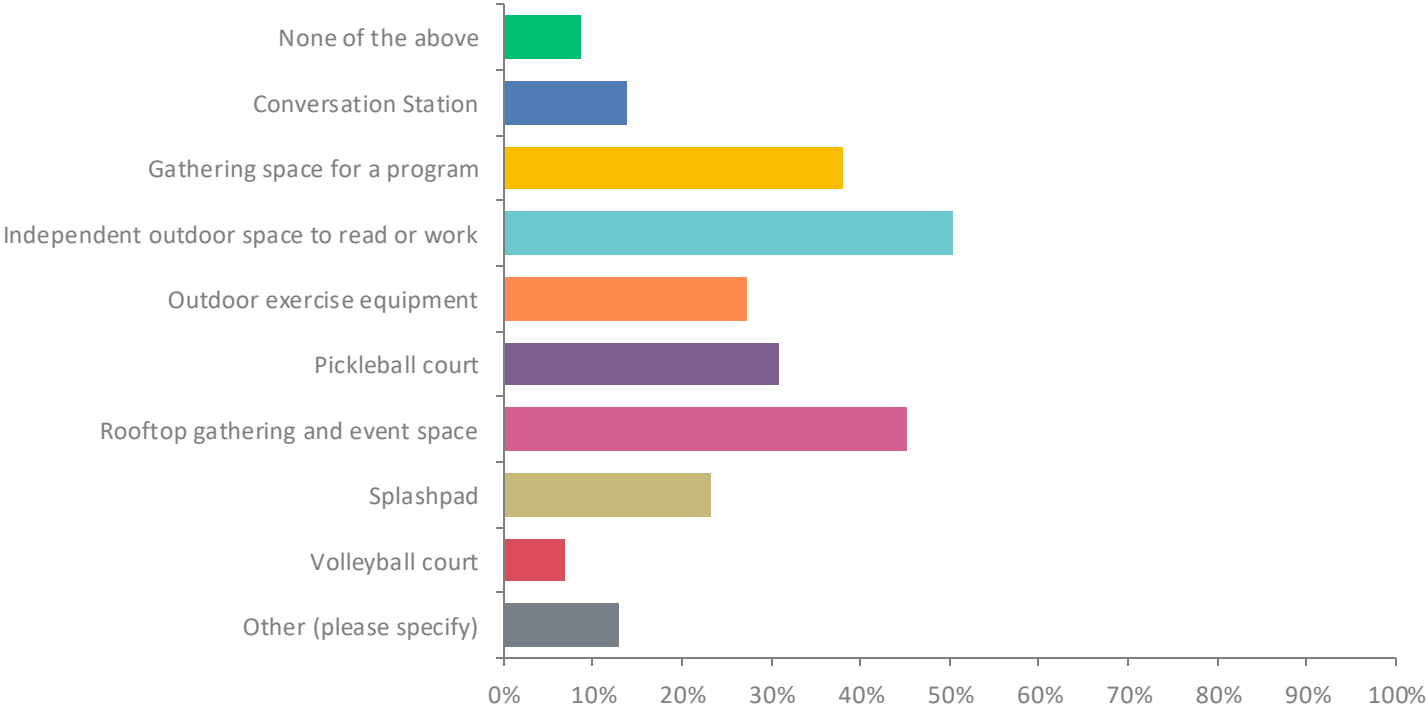
Q6: What outdoor amenities do you use at the Site?

Answered: 1692 ; 0

ANSWER CHOICES	RESPONSES	
None of the above	5.67%	96
Basketball court	14.24%	241
Benches/Outdoor seating	45.69%	773
Free Wi-Fi	18.56%	314
Playground/Tot lot	24.35%	412
Reading garden	28.25%	478
Tennis court	10.70%	181
Don't use outdoor amenities	23.94%	405
Don't visit Site	2.66%	45
Other (please specify)	5.50%	93

Q7: What are up to five (5) new outdoor amenities you would like to have at the new Site if possible.

Answered: 1692 ; 0



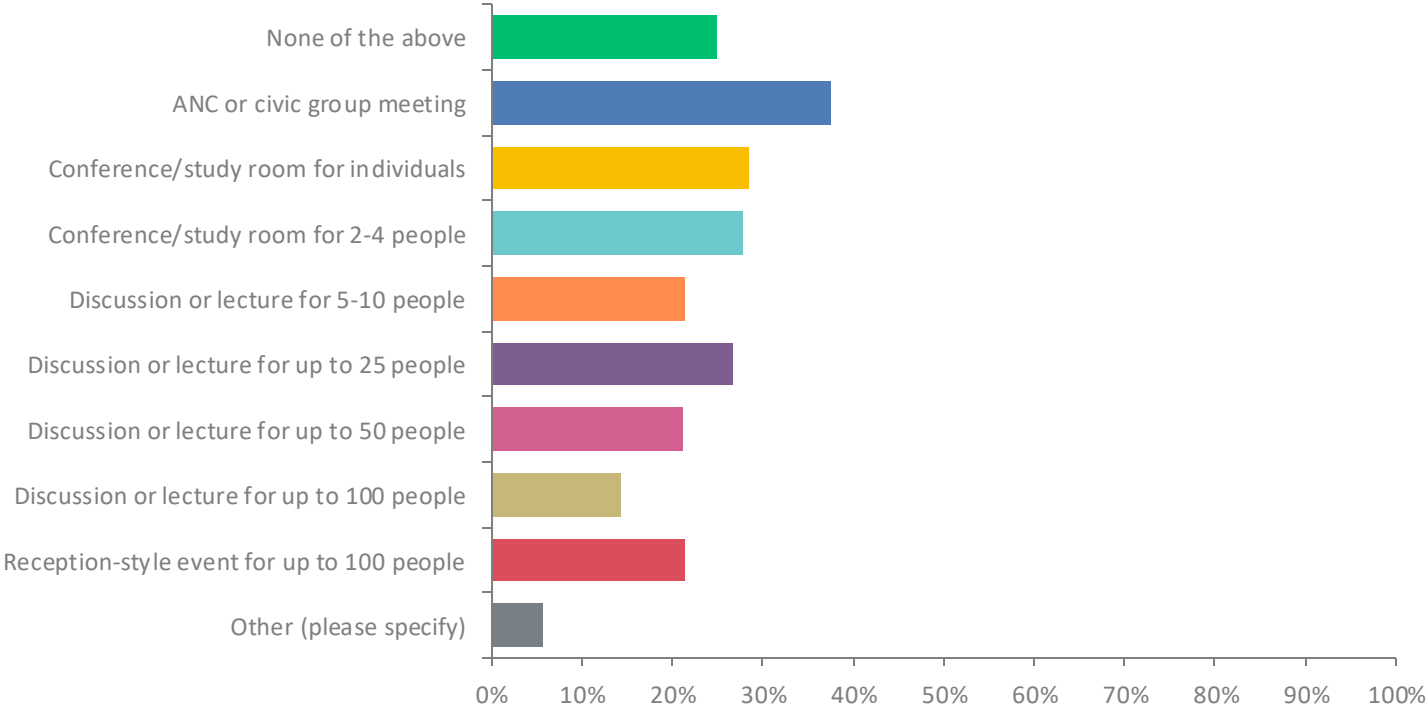
Q7: What are up to five (5) new outdoor amenities you would like to have at the new Site if possible.

Answered: 1692 ,: 0

ANSWER CHOICES	RESPONSES	
None of the above	8.69%	147
Conversation Station	13.89%	235
Gathering space for a program	38.00%	643
Independent outdoor space to read or work	50.41%	853
Outdoor exercise equipment	27.19%	460
Pickleball court	30.79%	521
Rooftop gathering and event space	45.15%	764
Splashpad	23.17%	392
Volleyball court	6.91%	117

Q8: What types of meetings would you like to be able to host at the Site?

Answered: 1571 ; 121



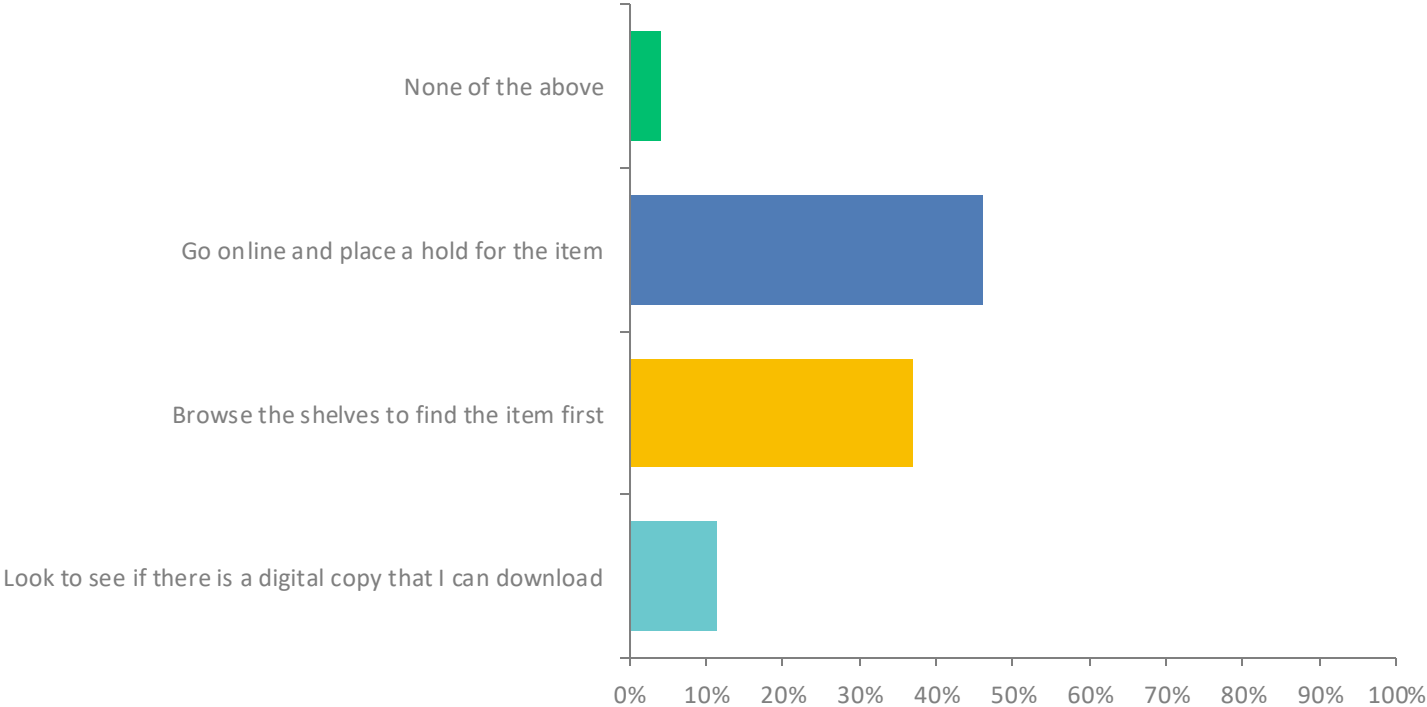
Q8: What types of meetings would you like to be able to host at the Site?

Answered: 1571 ,: 121

ANSWER CHOICES	RESPONSES	
None of the above	24.89%	391
ANC or civic group meeting	37.56%	590
Conference/study room for individuals	28.52%	448
Conference/study room for 2-4 people	27.75%	436
Discussion or lecture for 5-10 people	21.51%	338
Discussion or lecture for up to 25 people	26.73%	420
Discussion or lecture for up to 50 people	21.26%	334
Discussion or lecture for up to 100 people	14.26%	224

Q9: When you want an item from the Library, which are you more likely to do?

Answered: 1513 ; 179



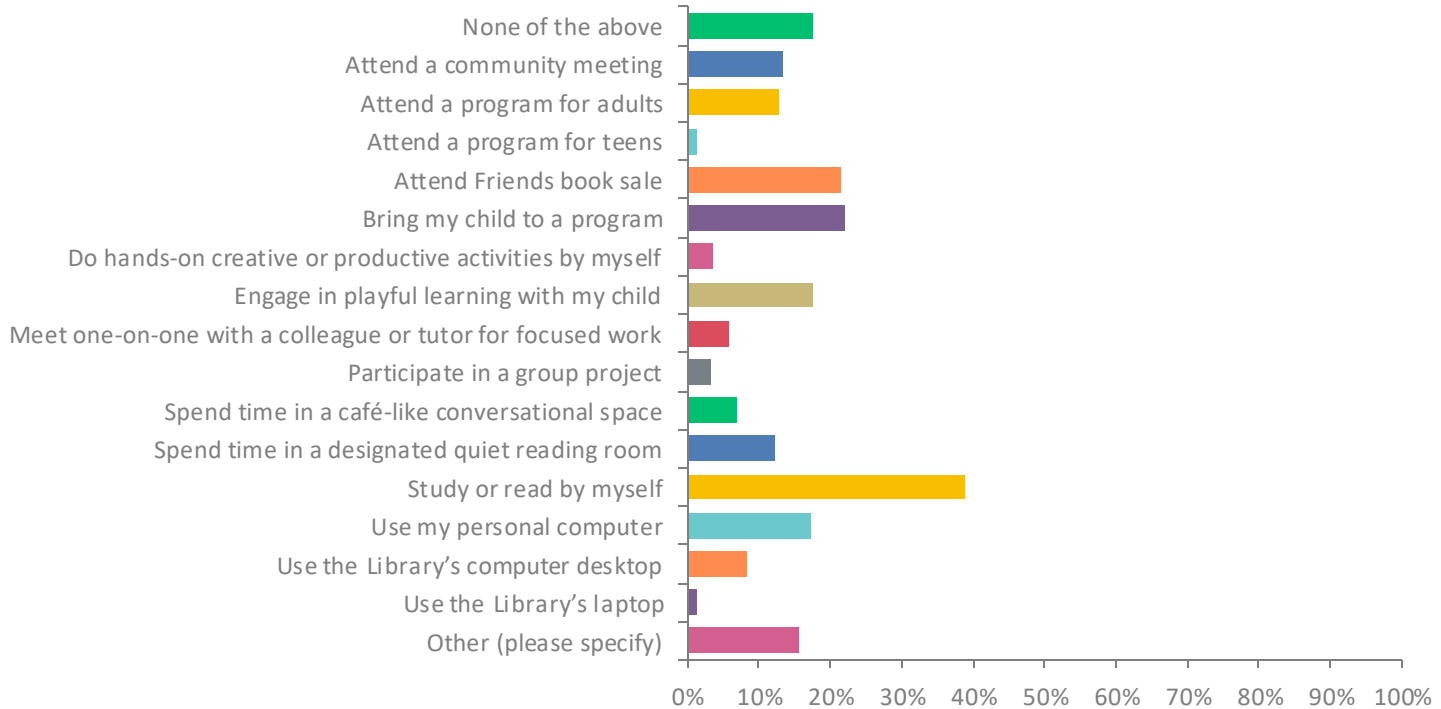
Q9: When you want an item from the Library, which are you more likely to do?

Answered: 1513 ; 179

ANSWER CHOICES	RESPONSES	
None of the above	4.24%	65
Go online and place a hold for the item	46.08%	706
Browse the shelves to find the item first	37.08%	568
Look to see if there is a digital copy that I can download	11.36%	174
TOTAL		1513

Q10: Please let us know how you currently use the Library.

Answered: 1502 ; 190



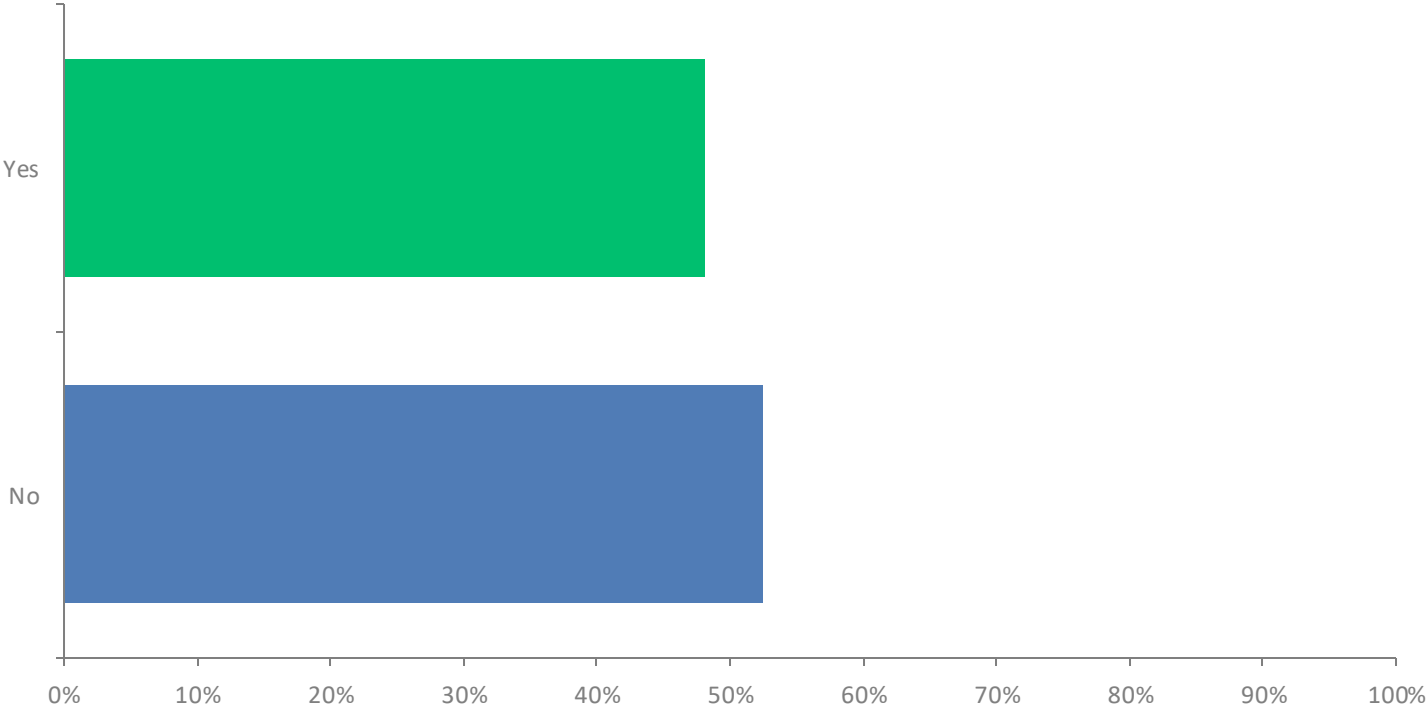
Q10: Please let us know how you currently use the Library.

Answered: 1502 ,: 190

ANSWER CHOICES	RESPONSES	
None of the above	17.64%	265
Attend a community meeting	13.45%	202
Attend a program for adults	12.92%	194
Attend a program for teens	1.40%	21
Attend Friends book sale	21.50%	323
Bring my child to a program	21.97%	330
Do hands-on creative or productive activities by myself	3.53%	53
Engage in playful learning with my child	17.51%	263

Q11: Has the COVID pandemic changed the way you use the Library?

Answered: 1540 ; 152



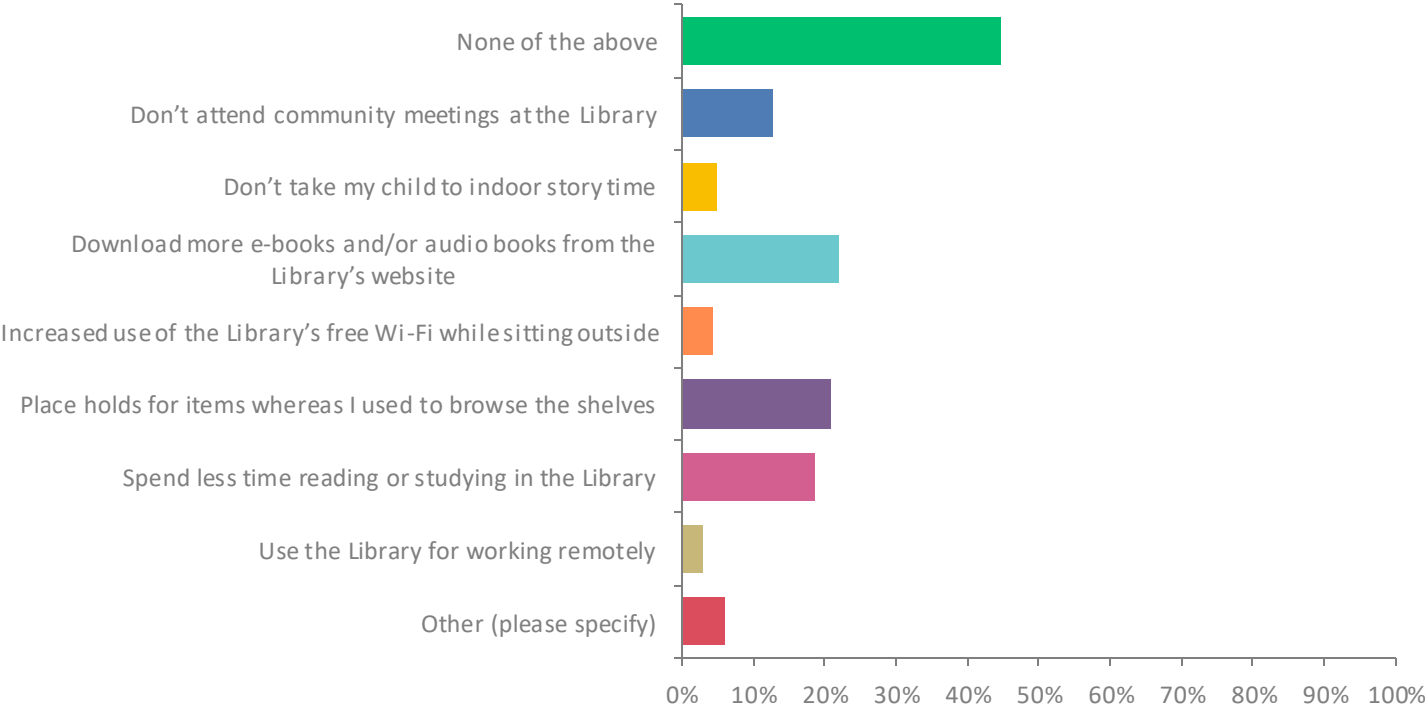
Q11: Has the COVID pandemic changed the way you use the Library?

Answered: 1540 ,: 152

ANSWER CHOICES	RESPONSES	
Yes	48.18%	742
No	52.47%	808
TOTAL		1550

Q12: If yes, please check the ways in which your usage has changed

Answered: 1540 ; 152



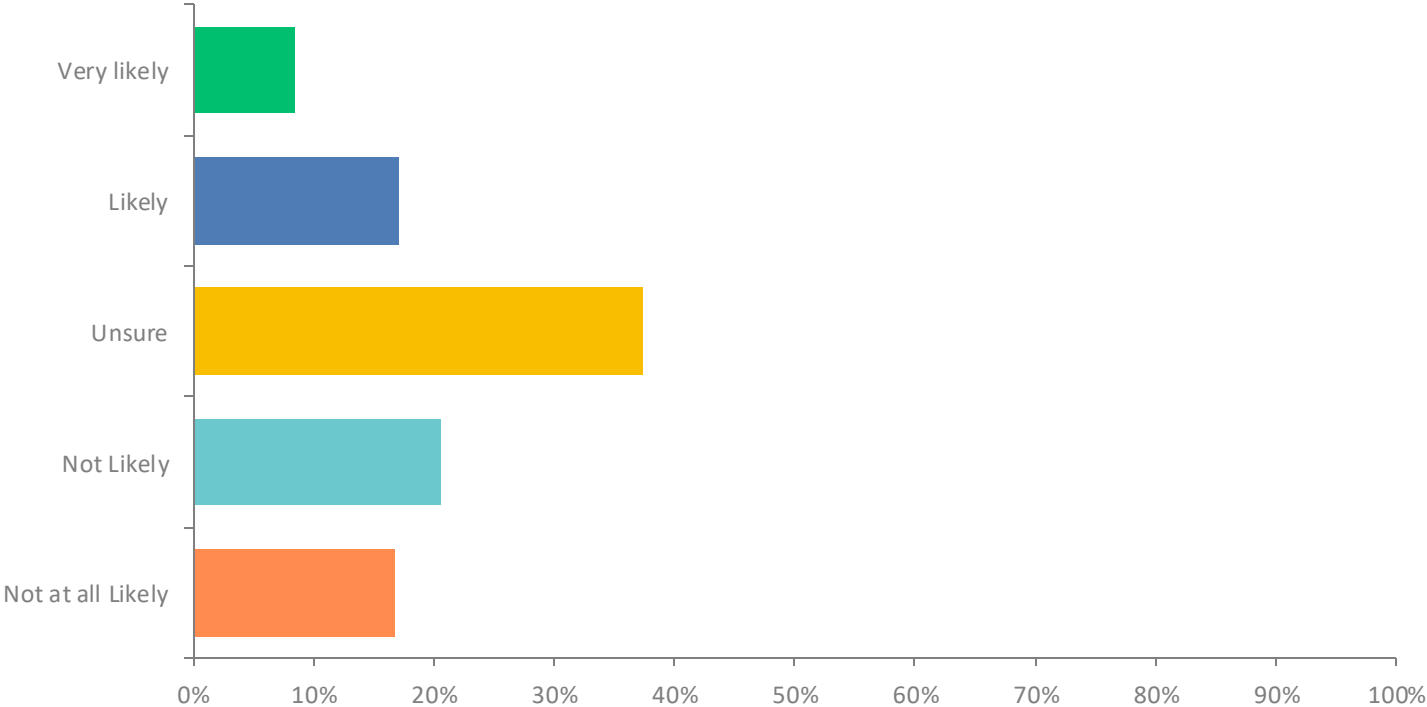
Q12: If yes, please check the ways in which your usage has changed

Answered: 1540 ,: 152

ANSWER CHOICES	RESPONSES	
None of the above	44.68%	688
Don't attend community meetings at the Library	12.86%	198
Don't take my child to indoor story time	5.06%	78
Download more e-books and/or audio books from the Library's website	21.95%	338
Increased use of the Library's free Wi-Fi while sitting outside	4.35%	67
Place holds for items whereas I used to browse the shelves	20.78%	320
Spend less time reading or studying in the Library	18.70%	288
Use the Library for working	2.99%	46

Q13: How likely is this to change in the future?

Answered: 1540 ; 152



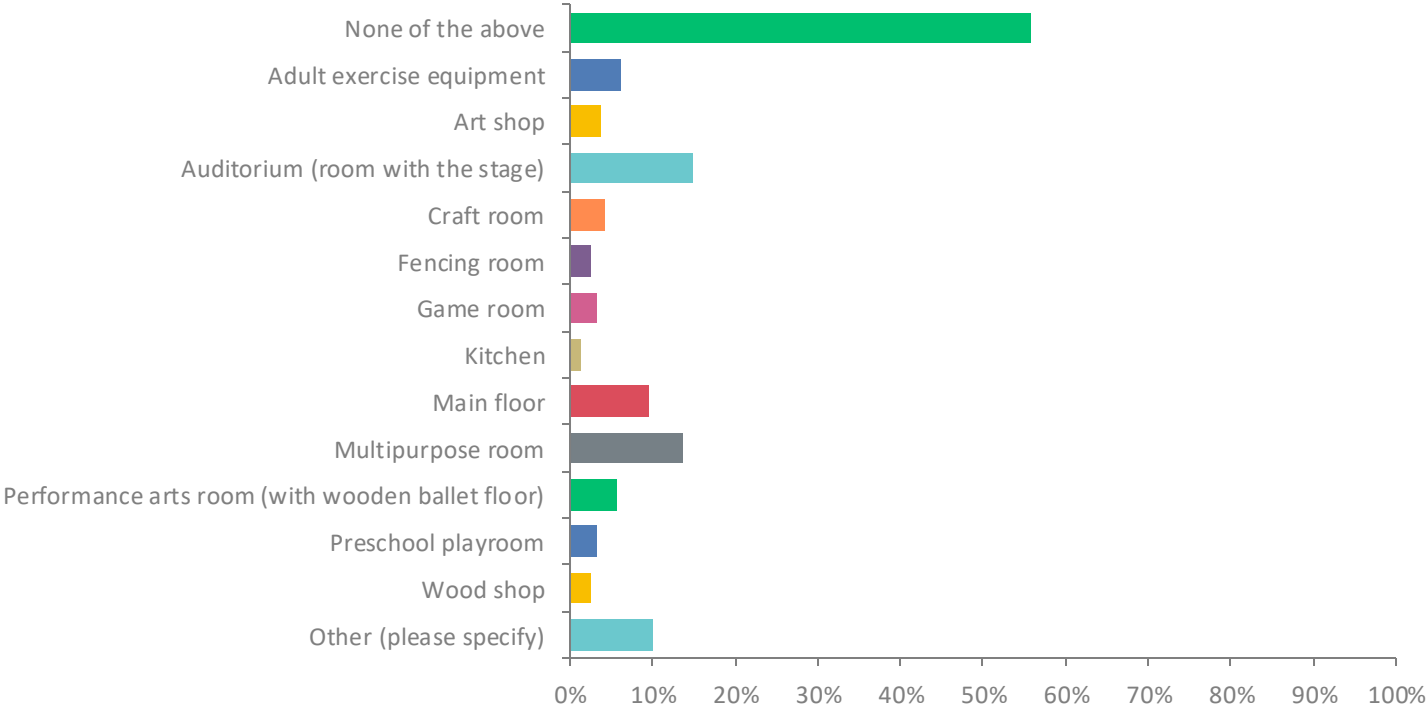
Q13: How likely is this to change in the future?

Answered: 1540 ,: 152

ANSWER CHOICES	RESPONSES	
Very likely	8.38%	129
Likely	17.08%	263
Unsure	37.34%	575
Not Likely	20.52%	316
Not at all Likely	16.69%	257
TOTAL		1540

Q14: What amenities do you currently use at the Community Center?

Answered: 1467 ; 225



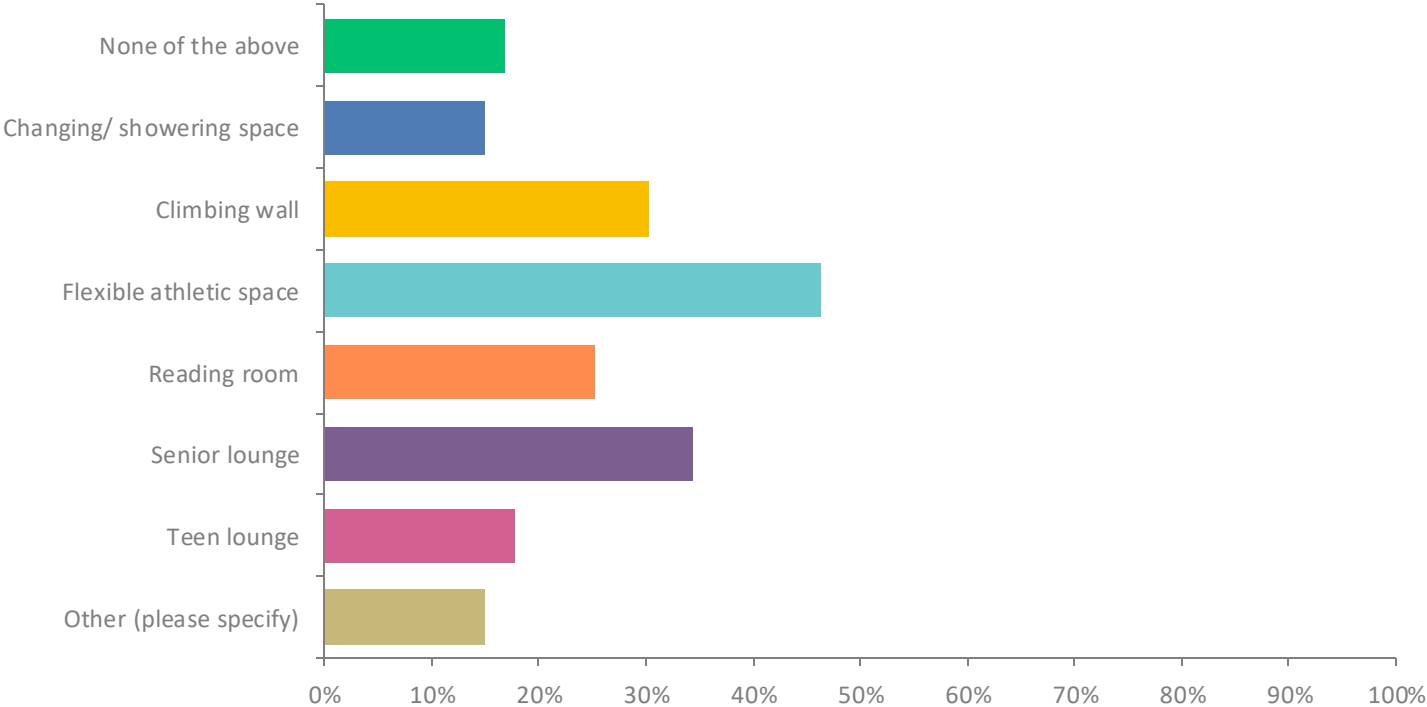
Q14: What amenities do you currently use at the Community Center?

Answered: 1467 ; 225

ANSWER CHOICES	RESPONSES	
None of the above	55.76%	818
Adult exercise equipment	6.27%	92
Art shop	3.75%	55
Auditorium (room with the stage)	14.86%	218
Craft room	4.16%	61
Fencing room	2.66%	39
Game room	3.34%	49
Kitchen	1.30%	19
Main floor	9.54%	140

Q15: What are up to five (5) indoor amenities you would like to have in the new Community Center, if possible?

Answered: 1540 ; 152



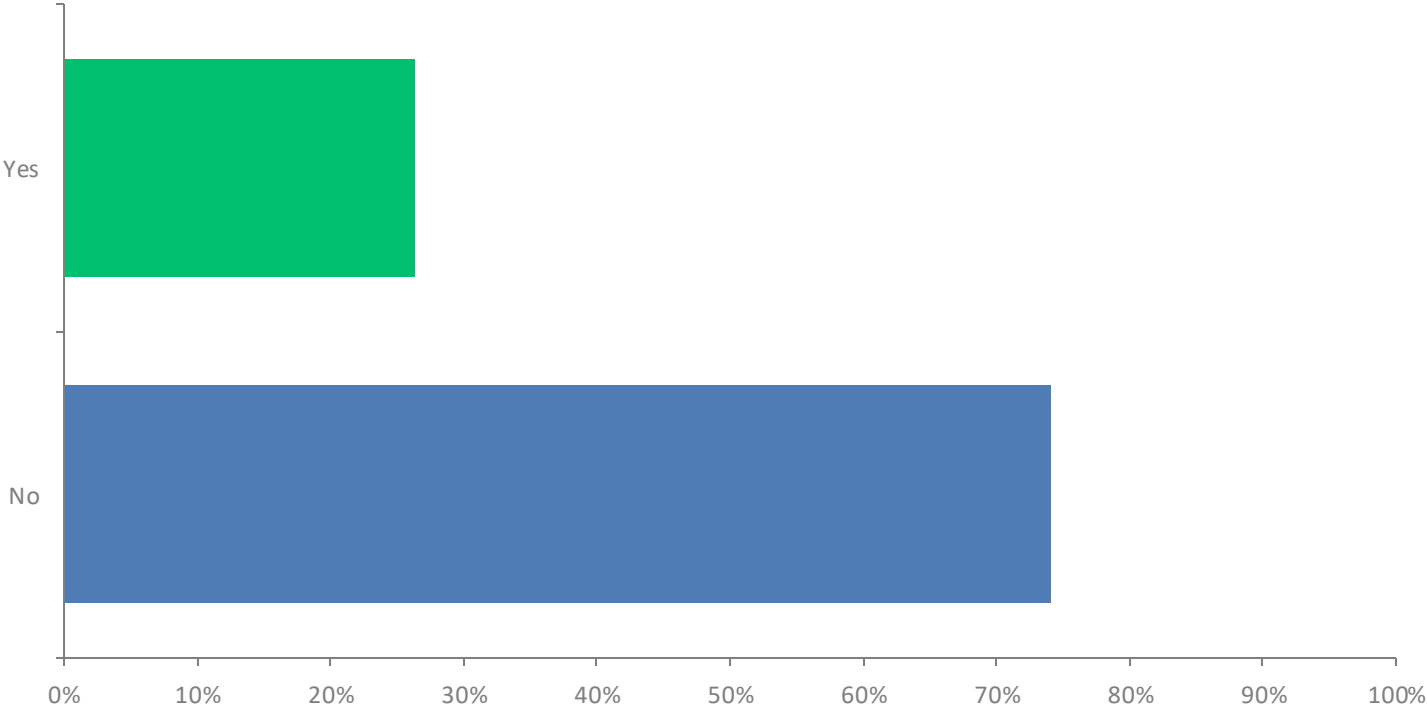
Q15: What are up to five (5) indoor amenities you would like to have in the new Community Center, if possible?

Answered: 1540 ,: 152

ANSWER CHOICES	RESPONSES	
None of the above	16.75%	258
Changing/ showering space	15.00%	231
Climbing wall	30.19%	465
Flexible athletic space	46.36%	714
Reading room	25.26%	389
Senior lounge	34.42%	530
Teen lounge	17.79%	274
Other (please specify)	15.06%	232
TOTAL		3093

Q16: Has the COVID pandemic changed the way you use the Community Center?

Answered: 1540 ; 152



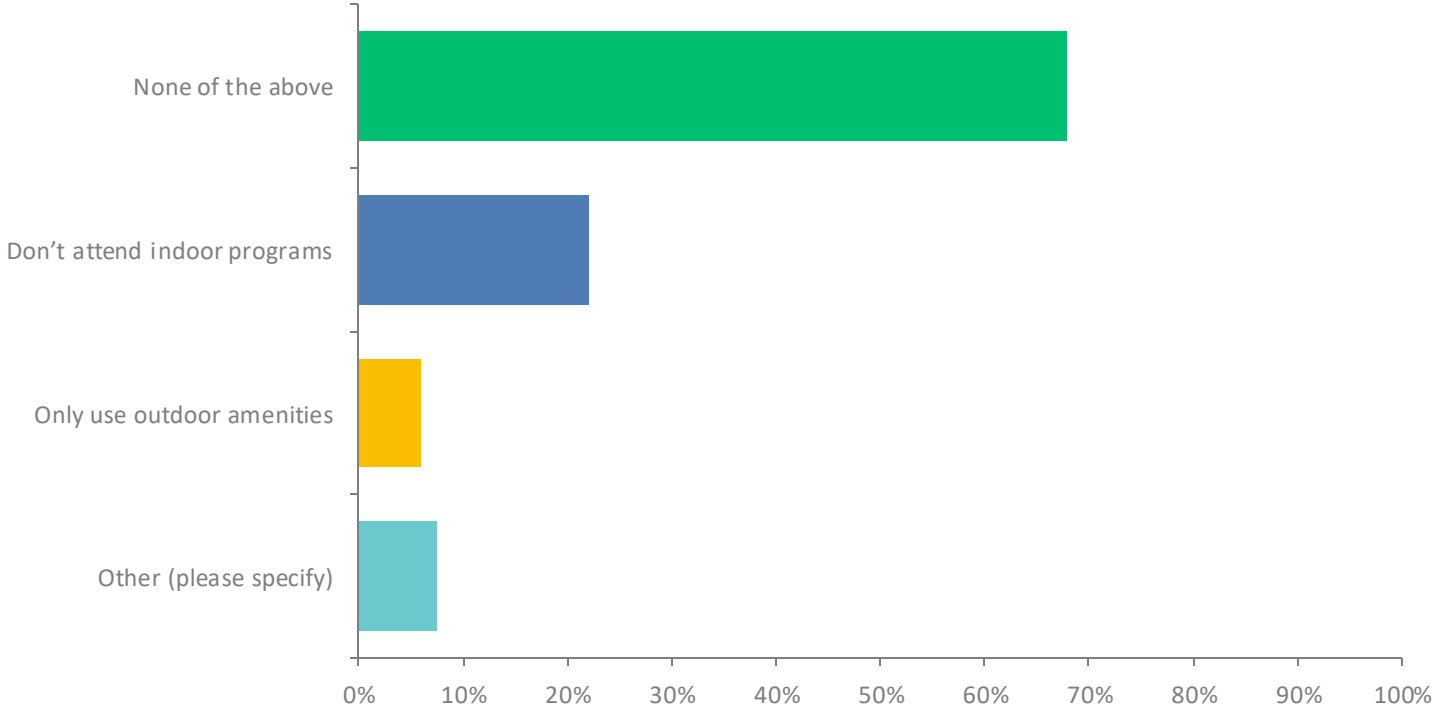
Q16: Has the COVID pandemic changed the way you use the Community Center?

Answered: 1540 ,: 152

ANSWER CHOICES	RESPONSES	
Yes	26.30%	405
No	74.09%	1141
TOTAL		1546

Q17: If yes, please check the ways in which your usage has changed

Answered: 1540 ; 152



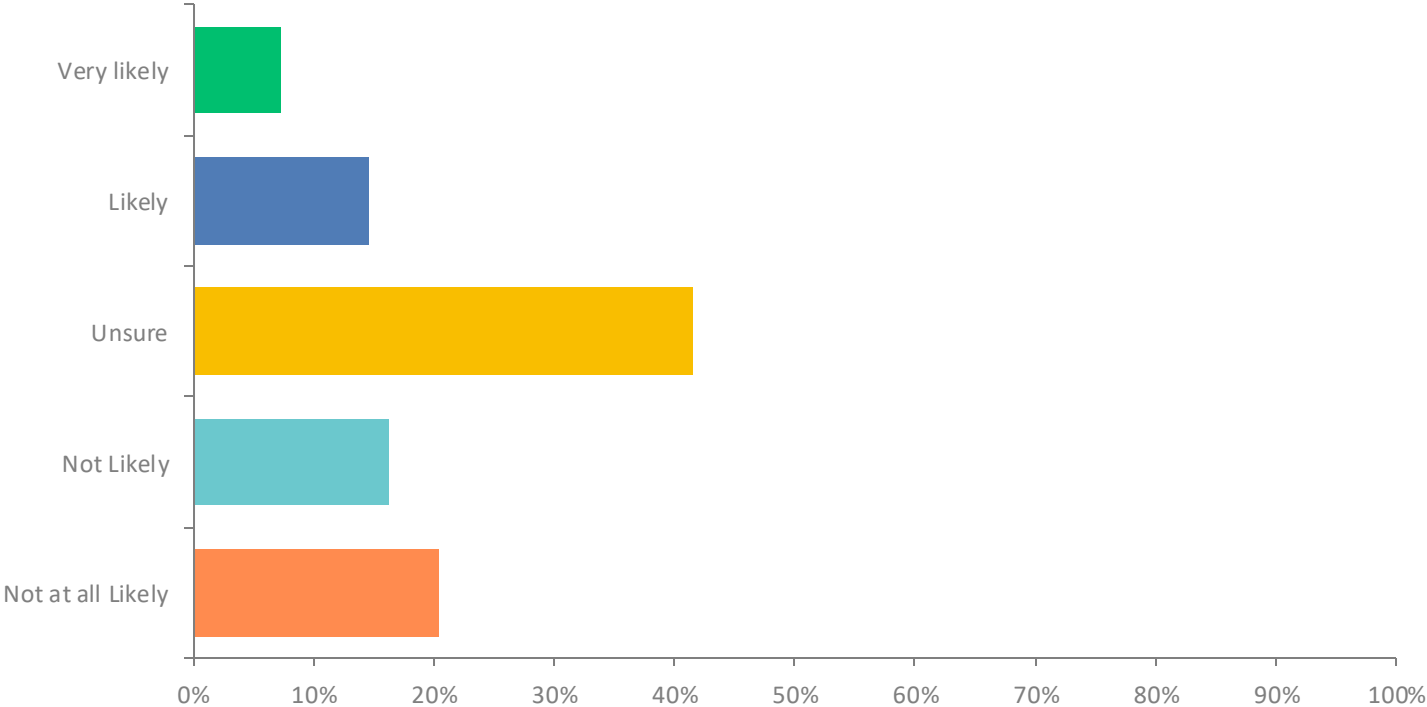
Q17: If yes, please check the ways in which your usage has changed

Answered: 1540 ,: 152

ANSWER CHOICES	RESPONSES	
None of the above	67.92%	1046
Don't attend indoor programs	22.01%	339
Only use outdoor amenities	5.91%	91
Other (please specify)	7.47%	115
TOTAL		1591

Q18: How likely is this to change in the future?

Answered: 1540 ; 152



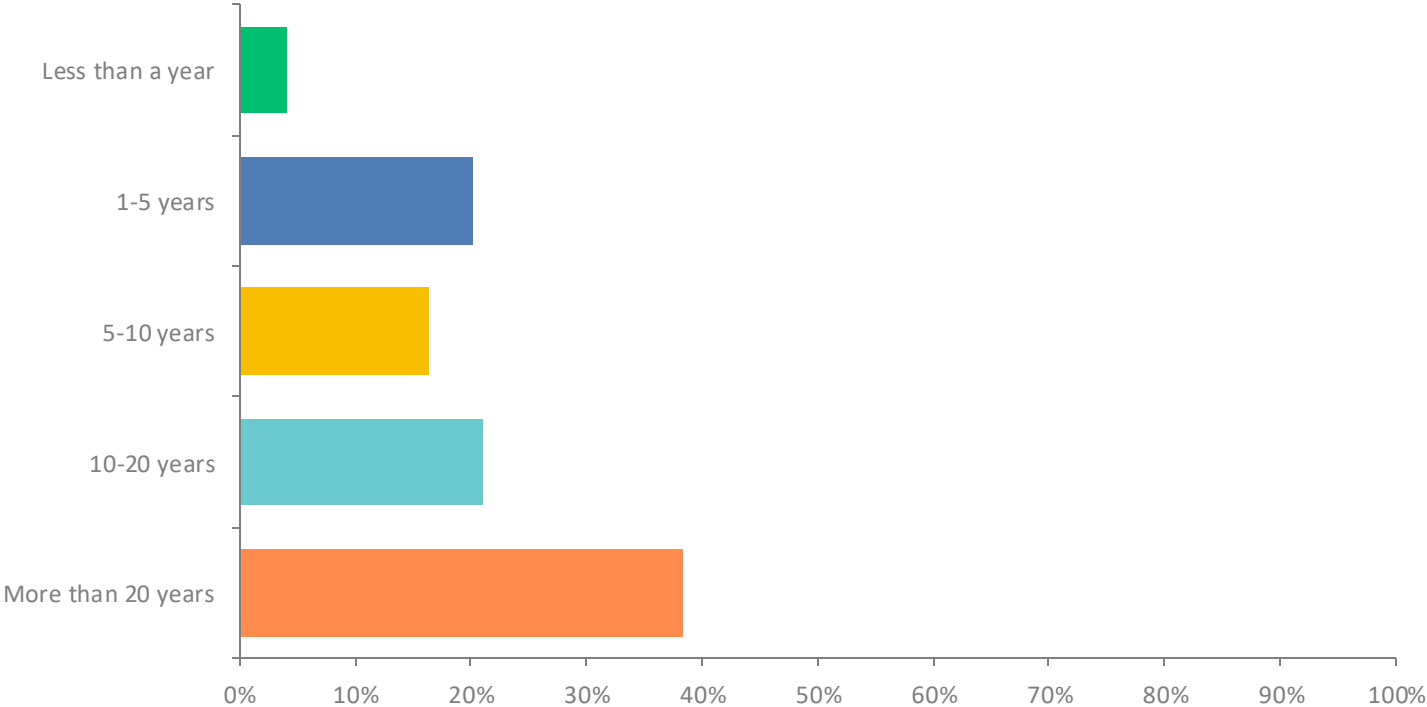
Q18: How likely is this to change in the future?

Answered: 1540 ,: 152

ANSWER CHOICES	RESPONSES	
Very likely	7.21%	111
Likely	14.55%	224
Unsure	41.49%	639
Not Likely	16.30%	251
Not at all Likely	20.45%	315
TOTAL		1540

Q20: How long have you lived at your current address?

Answered: 1502 ; 190



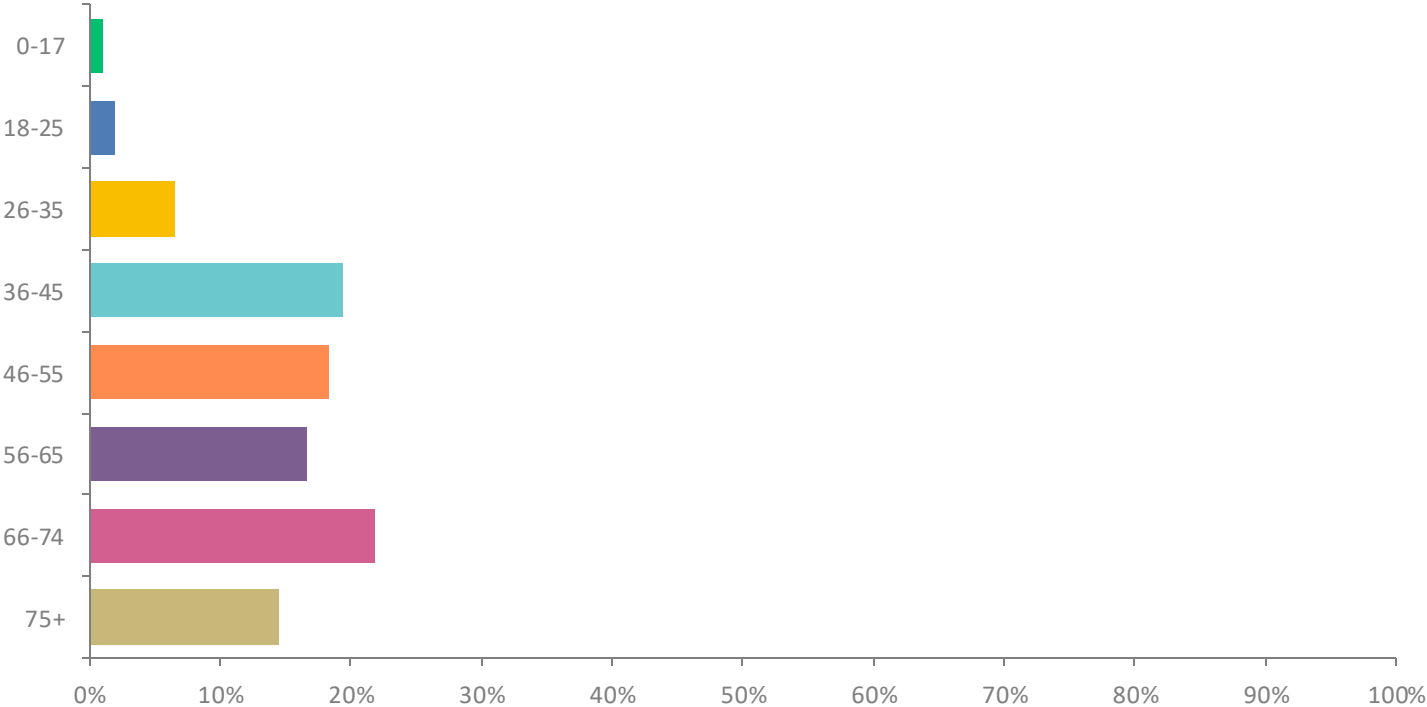
Q20: How long have you lived at your current address?

Answered: 1502 ,; 190

ANSWER CHOICES	RESPONSES	
Less than a year	4.06%	61
1-5 years	20.17%	303
5-10 years	16.38%	246
10-20 years	21.04%	316
More than 20 years	38.35%	576
TOTAL		1502

Q21: What is your age range?

Answered: 1502 ,: 190



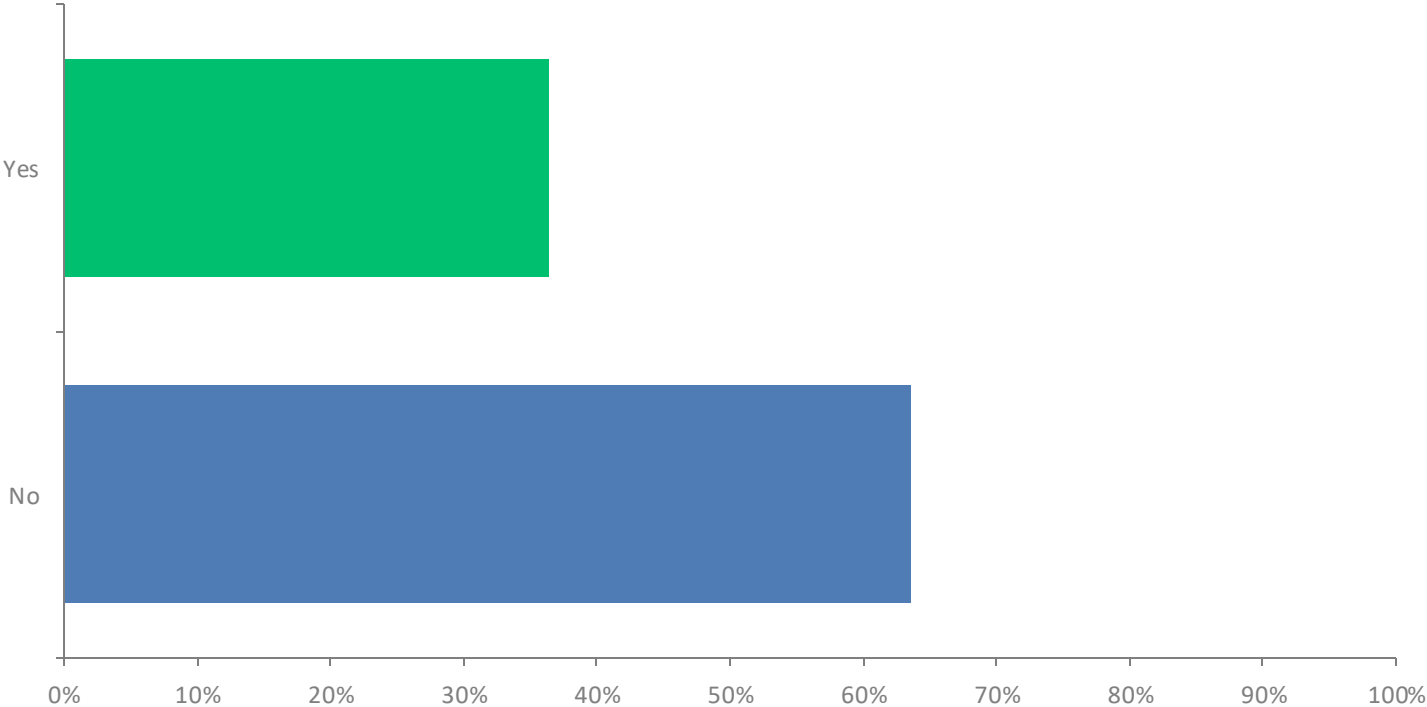
Q21: What is your age range?

Answered: 1502 ,: 190

ANSWER CHOICES	RESPONSES	
0-17	1.00%	15
18-25	1.86%	28
26-35	6.59%	99
36-45	19.37%	291
46-55	18.31%	275
56-65	16.64%	250
66-74	21.77%	327
75+	14.45%	217
TOTAL		1502

Q22: You do have children under the age of 18?

Answered: 1502 ; 190



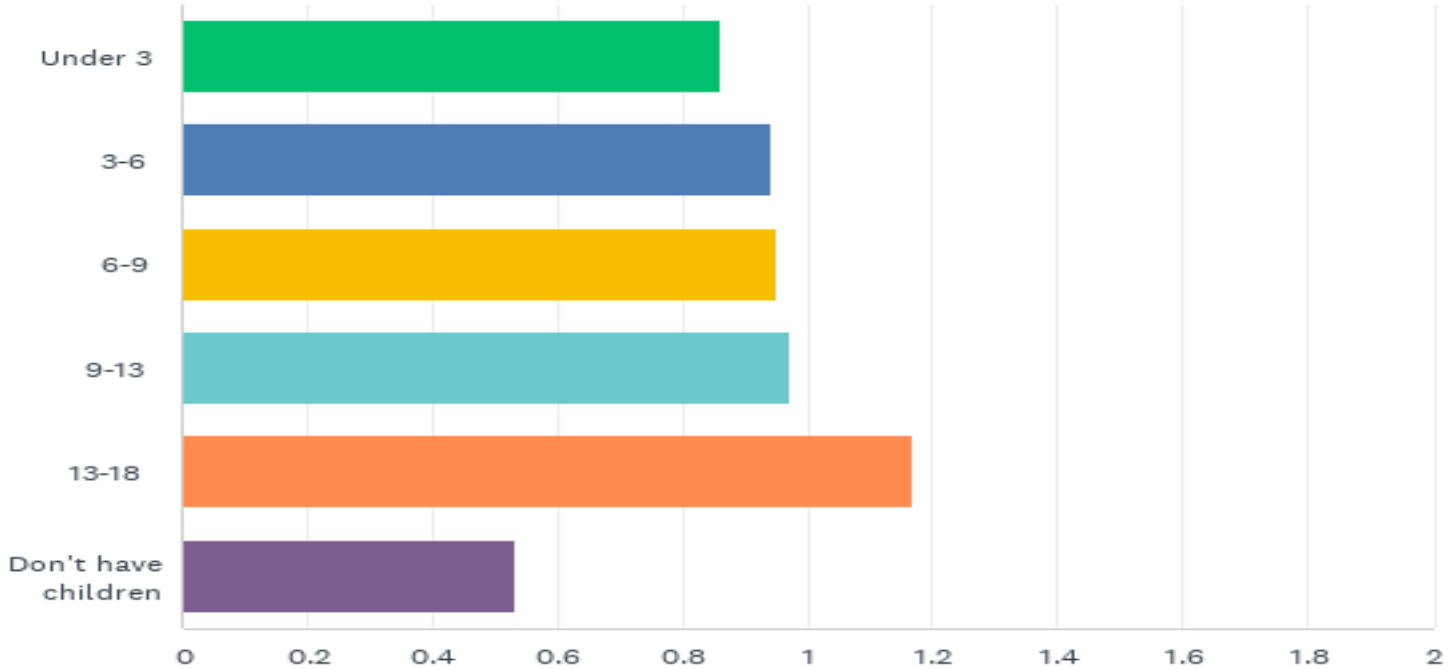
Q22: You do have children under the age of 18?

Answered: 1502 ,: 190

ANSWER CHOICES	RESPONSES	
Yes	36.48%	548
No	63.52%	954
TOTAL		1502

Q23: If so, how many in the following age range?

Answered: 699 Skipped: 993



Q23: If so, how many in the following age range?

Answered: 699 Skipped: 993

ANSWER CHOICES	AVERAGE NUMBER	TOTAL NUMBER	RESPONSES
Under 3	1	149	173
3-6	1	216	229
6-9	1	203	213
9-13	1	219	225
13-18	1	236	202
Don't have children	1	77	144
Total Respondents: 699			