

REVISED CLEANUP ACTION PLAN
VOLUNTARY CLEANUP PROGRAM
BUZZARD POINT D.C UNITED SOCCER STADIUM DEVELOPMENT
WASHINGTON, D.C.

by Haley & Aldrich, Inc.
McLean, Virginia

for McKissack & McKissack
Washington, D.C.

File No. 40223-002
September 2015





Haley & Aldrich, Inc.
7926 Jones Branch Drive
Suite 870
McLean, VA 22102
703.336.6200

30 September 2015
File No. 40223-002

McKissack & McKissack
901 K Street, NW 6th Floor
Washington, D.C. 20001

Attention: Mr. Mark Babbitt, P.E.

Subject: Revised Cleanup Action Plan
Voluntary Cleanup Program
Buzzard Point D.C. United Soccer Stadium Development
Washington, D.C.

Ladies and Gentlemen:

Haley & Aldrich, Inc., prepared this "Revised Cleanup Action Plan" (CAP) for the Buzzard Point properties located in southwest Washington, D.C. (Site) selected to be redeveloped as the new D.C. United Soccer Stadium. This CAP was revised based on comments received from the District of Columbia Department of the Energy & Environment (DOEE) on 28 August 2015 to the "Cleanup Action Plan" dated 2 August 2015 and comments received from D.C. United on 30 September 2015 to the "Revised Cleanup Action Plan" dated 28 September 2015. This CAP supplements the Voluntary Cleanup Program application submitted to the DOEE on 3 March 2015.

This CAP was prepared to summarize and document the investigation activities and analytical evaluations conducted at the Site and describe the recommended cleanup action and rationale for remediating soil in conjunction with Site redevelopment plans.

Please do not hesitate to call if you have any questions or comments

Sincerely yours,
HALEY & ALDRICH, INC.

Dana L. Kennard, P.E. (AZ 57689)
Assistant Project Manager

David A. Schoenwolf, P.E.
Principal Consultant | Senior Vice President

Enclosures

\\was\Common\Projects\40223 - M&M Potomac Ave SW\002\Deliverables\CAP 1\2015_0930_HAI_CleanupActionPlan_F3.docx

Table of Contents

	Page
List of Tables	iii
List of Figures	iii
1. Introduction	1
1.1 PROPOSED DEVELOPMENT	1
1.2 SITE SETTING	1
1.3 SITE HISTORY	2
1.3.1 District of Columbia (Parcels 1 and 2)	2
1.3.2 Ein (Parcel 3)	2
1.3.3 Super Salvage (Parcel 4)	2
1.3.4 PEPCO (Parcels 5, 6, and 7)	2
1.3.5 Akridge (Parcel 8)	3
1.4 PHYSICAL SETTING	3
1.4.1 Topography	3
1.4.2 Hydrology	3
1.4.3 Geology	3
1.4.4 Hydrogeology	4
2. Background	5
2.1 DISTRICT OF COLUMBIA (PARCELS 1 AND 2)	6
2.2 EIN (PARCEL 3)	6
2.3 SUPER SALVAGE (PARCEL 4)	7
2.4 POTOMAC ELECTRIC POWER COMPANY (PARCELS 5, 6, AND 7)	7
2.5 AKRIDGE (PARCEL 8)	9
3. Data Evaluation	10
3.1 RECEPTORS AND POTENTIAL EXPOSURE PATHWAYS	10
3.2 SCREENING LEVELS	10
3.3 CHEMICALS OF POTENTIAL CONCERN	11
3.3.1 VOCs in Soil	11
3.3.2 SVOCs and PAHs in Soil	11
3.3.3 TPH in Soil	12
3.3.4 PCBs in Soil	12
3.3.5 Metals in Soil	12
3.3.6 Groundwater	12
3.3.7 Soil Gas	12
3.4 AREAS OF POTENTIAL CONCERN	12
4. Cleanup Action Plan	14

Table of Contents

	Page	
4.1	BASILINE HUMAN HEALTH RISK ASSESSMENT AND CHEMICAL LEACHING POTENTIAL	14
4.2	SOIL REMEDIATION	15
4.2.1	Pre-field Activities	16
4.2.2	Environmental Monitoring	16
4.2.3	Construction Dewatering	18
4.2.4	Soil Management	18
5.	Post-Remediation Activities	19
5.1	CONFIRMATION SAMPLE COLLECTION	19
5.2	POST-REMEDICATION HUMAN HEALTH RISK ASSESSMENT AND LEACHING POTENTIAL EVALUATION	19
5.3	VAPOR INTRUSION MITIGATION	19
5.4	GROUNDWATER MONITORING	19
6.	Limitations	20
	References	21

Tables

Figures

Appendix A – Environmental Field Screening Procedures

Appendix B – Area of Potential Concern Assessment and Remediation

Appendix C – Underground Storage Tank Removal Procedures

Appendix D – Waste Sampling, Profiling, and Disposal

Appendix E – Sampling and Analysis Plan

List of Tables

Table No.	Title
1	Summary of Soil Sample Analytical Results and Exceedances – SVOCs and TPH
2	Summary of Soil Sample Analytical Results and Exceedances – Metals and PCBs
3	Summary of Soil Sample Analytical Results and Exceedances – VOCs
4	Summary of Groundwater Sample Analytical Results and Exceedances

List of Figures

Figure No.	Title
1	Site Locus
2	Site Plan
3	Soil Sampling Location Map
4	Soil Sample Locations Exceeding Soil Screening Levels (D.C. Parcel 1)
5	Soil Sample Locations Exceeding Soil Screening Levels (D.C. Parcel 2 and Super Salvage Parcel 4)
6	Soil Sample Locations Exceeding Soil Screening Levels (Ein Parcel 3)
7	Soil Sample Locations Exceeding Soil Screening Levels (PEPCO Parcels 5, 6, and 7)
8	Soil Sample Locations Exceeding Soil Screening Levels (Akridge Parcel 8)
9	Groundwater Sample Locations Exceeding Groundwater Screening Levels
10	Waste Classification Footprint

1. Introduction

This “Revised Cleanup Action Plan” (CAP) was prepared by Haley & Aldrich, Inc., (Haley & Aldrich) for the Buzzard Point properties located in southwest Washington, D.C. ([Site]; Figure 1) selected to be redeveloped as the new D.C. United Soccer Stadium. This CAP was revised based on comments received from the District of Columbia Department of the Energy & Environment (DOEE) on 28 August 2015 to the “Cleanup Action Plan” dated 2 August 2015. This CAP supplements the Voluntary Cleanup Program (VCP) application submitted to the DOEE on 3 March 2015 and approved on 28 July 2015.

The purpose of this CAP is to summarize and document the investigation activities and analytical evaluations conducted at the Site, describe the recommended cleanup action and rationale for remediating Site soil, and identify the potential need to mitigate possible vapor migration concerns in conjunction with Site redevelopment plans. Documented petroleum releases and reported chemical concentrations in soil and groundwater have contributed to the decision to enroll in the VCP and voluntarily cleanup the Site’s soil during redevelopment with approval of this CAP.

The Site is divided into two parts to facilitate redevelopment as shown in Figure 2: Stadium Development, and Ancillary Development. Though recent environmental investigations targeted the Site as a whole, this CAP only applies to the Stadium Development.

1.1 PROPOSED DEVELOPMENT

As shown in Figure 2, the D.C. United Soccer Stadium development includes the construction of a stadium and ancillary support facilities. This CAP only applies to the Stadium Development area as indicated above. As currently envisioned by the stadium design team, the stadium will seat 18,000 to 20,000 fans and will include team support spaces, concession space, merchandising space, building operations facilities, broadcast and press facilities, and a restaurant and lounge. The elevation of the playing field and stadium entrances will be at approximately the existing Site grade. There will be no below grade building spaces. To facilitate the construction of the stadium foundations, there will be no excavations deeper than 10 feet below the existing ground surface. Should redevelopment plans change and excavation is required deeper than 10 feet below existing grade, the DOEE will be notified and this CAP will be revised accordingly.

1.2 SITE SETTING

The Site is in an area of Washington, D.C. referred to as Buzzard Point. The Site comprises approximately 13 acres. The Site consists of eight individual parcels located in the vicinity of Potomac Avenue, SW and 1st Street, SW. The Site is bounded by Potomac Avenue, SW and R Street, SW to the north, 2nd Street, SW to the west, T Street, SW to the south, and Half Street, SW to the east as shown in Figure 2.

The Stadium Development consists of the following parcels:

- Square 0661, Lot 0800 and Square 0603S, Lot 0800 (owned by the District of Columbia [D.C.] referred to as Parcel 1 and Parcel 2, respectively (Figure 2);
- Square 0605, Lot 0007 (owned by Rollingwood Real Estate, LLC, [Ein]) referred to as Parcel 3 (Figure 2);

- Square 0605, Lot 0802 (owned by Super Salvage, Inc., [Super Salvage]) referred to as Parcel 4 (Figure 2);
- The western portions of Square 0661, Lots 0804, and 0805 and Square 0665, Lot 0024 (owned by Potomac Electric Power Company [PEPCO]) referred to as Parcels 5, 6, and 7, respectively (Figure 2); and
- Square 0607, Lot 0013 (owned by SW Land Holder, LLC, [Akridge]) referred to as Parcel 8.

The Site is relatively flat with a gradual downward slope to the south and generally situated at an elevation of approximately 21 feet above mean sea level (MSL).

1.3 SITE HISTORY

The Site is currently used for parking, industrial warehouses, storage, and a salvage operation as described in the following section.

Historic Site usage includes vehicle fueling and storage, salvage operations, and electrical power management (former substation and power generation). An abbreviated parcel-specific history is provided below.

1.3.1 District of Columbia (Parcels 1 and 2)

The D.C. Parcel 1 has historically been used as a salt storage facility, with a salt dome covering a relatively large portion of the parcel.

By 1949, the D.C. Parcel 2 was developed for residential use. By 1957, the parcel may have been used as part of a scrap metal yard. The parcel is currently leased by Super Salvage from D.C. to store vehicles and equipment.

1.3.2 Ein (Parcel 3)

By 1949, the Ein parcel was developed for residential use. In 1972, the office and vehicle maintenance shop was constructed for a local telephone company (WSP Environment & Energy LLC [WSP], 2011). The office and warehouse were then reportedly used for an electrical contracting business, and later as an AT&T facility (Haley & Aldrich, 2013). Alta Bicycle Share, Inc., has occupied the parcel since 2012 as their administrative headquarters and to maintain and store bicycles for the Capital Bikeshare Program.

1.3.3 Super Salvage (Parcel 4)

In the 1940s, the Super Salvage parcel was reportedly developed for commercial/industrial use (Haley & Aldrich, 2015d). Since the 1950s, the parcel has operated as a salvage yard for diverse metal structures, including duct works, iron sheets, cast iron grids, radiators, rebar, and beams.

1.3.4 PEPCO (Parcels 5, 6, and 7)

By 1944, the parcels that are currently owned by PEPCO were developed for residential use (Haley & Aldrich, 2014c). In the late 1960s, two large aboveground storage tanks (ASTs) were installed at Parcel 6. By 1984, PEPCO converted Parcels 6 and 7 for electrical power management. Parcel 5 was

reportedly used as a parking lot and Parcel 6 housed two large fuel oil ASTs that fed the electrical substation located south on Parcel 7. Parcels 5, 6, and 7 are currently vacant.

1.3.5 Akridge (Parcel 8)

By the 1940s, the parcel currently owned by Akridge was developed for residential use (Haley & Aldrich, 2014a). By 1970, PEPCO was operating a garage in the northwestern portion of the parcel; the remainder of the parcel was used as a parking lot. PEPCO historically used the parcel as a gasoline filling station for vehicles. The parcel is now comprised of an asphalt parking lot and a building to store end-of-life vehicles.

1.4 PHYSICAL SETTING

The Site geology and hydrology were evaluated based on a review of the Site investigations, available public information or references, and on experience and understanding of subsurface conditions in the Site area.

The Site and its vicinity are located within an urban area characterized by disturbed surface soils covered with structures and other impervious materials (pavement and concrete).

1.4.1 Topography

Topographically, the Site and its vicinity are relatively flat with a gradual downward slope to the south. The Site is at an elevation of approximately 21 feet above MSL.

1.4.2 Hydrology

Surface water appears to flow from the Site in a southerly direction based on surface topography. Regional groundwater flow is anticipated to be tidally influenced based on the location of the Anacostia River, located approximately 0.1 mile east and 0.2 mile south, and the Potomac River, located approximately 0.3 mile to the west. Hydrogeologic investigations were not performed at the Site during previous investigations at each parcel; it is therefore unknown to what extent localized variations in groundwater depth and flow occur beneath the Site. However, recent groundwater elevation measurements collected during a geotechnical investigation at the Site indicate that groundwater levels range from 0 feet to 5 feet above MSL.

According to the Flood Insurance Rate Map, the Site is located within a floodplain. Potable water is supplied to the Site by the District of Columbia Water and Sewer Authority.

1.4.3 Geology

The Site is underlain by a surficial layer of fill soil and the underlying native soils consist of clay, sand, and gravel. Approximately 10 feet of fill material was encountered at the Site consisting of clayey sand and sandy lean clay with variable amounts of gravel, and small quantities of construction debris. Clays, sands, and clayey gravel were observed beneath the fill to a depth of approximately 35 feet below ground surface (bgs). Direct-push borings advanced during previous investigations at the Site did not encounter bedrock.

The Site is located within the Atlantic Coastal Plain physiographic province that is characterized by relatively thick seaward-dipping fluvial marine sediments of Cretaceous to recent geologic age. These deposits are typically laterally heterogeneous due to unconformities, facies changes, and variations in physical properties with age and burial depth. Paleozoic geologic age crystalline bedrock underlies the marine sediments. According to the 1958 USGS Geologic Map of Washington D.C. and Vicinity, the Site is underlain by the Quaternary geologic age Palmico Formation and recent alluvium.

1.4.4 Hydrogeology

The Cretaceous Potomac aquifer extends under most of the Northern Atlantic Coastal Plain. The lower portion of this aquifer underlies the Site. The confining units of the aquifer consist primarily of silt and clay. The Potomac aquifer system is mainly composed of sand and gravel interbedded with clayey silt. The hydrogeology of the region is characterized by numerous water-bearing zones that may be perched and otherwise distributed in a heterogeneous manner. The water-bearing zones can either be confined or unconfined depending on the permeability of the sands, silts, clays, and gravels that may be present. The Site is located in the Salisbury Embayment and is southeast of the fall line that defines the western boundary of the Atlantic Coastal Plain.

According to a “Voluntary Cleanup Action Plan” prepared by Schnabel Engineering North, LLC, [Schnabel] for a property located approximately 0.2 mile northeast of the Site, perched water has been observed at the fill-clay interface at depths generally ranging from 10 to 15 feet bgs (Schnabel, 2006). Haley & Aldrich made similar observations in the groundwater monitoring wells installed during Site investigations. This water level depth was also observed by Haley & Aldrich in the test borings drilled for the National Defense University facility at Fort McNair, immediately across 2nd Street, SW, and west of the Site.

Haley & Aldrich advanced two new wells, B5 and B22, in 2015 as part of a geotechnical investigation. B5 is located downgradient and slightly off-Site at the Site’s southwest boundary and B22 is located upgradient at the northern portion of the Site, between the Super Salvage and PEPCO parcels. Groundwater measurements collected from these wells confirmed the depth to groundwater at approximately 20 feet bgs (ranging from 0 feet to 5 feet above MSL). These two new groundwater monitoring wells and temporary groundwater monitoring wells installed during previous investigations conducted by Haley & Aldrich are shown in Figure 2. No production wells were observed on the parcels.

2. Background

Documented Site investigations began in 1990 and are summarized below. In general, the information summarized in this section has been presented in several documents over the past 25 years; key submittals that support the purpose of this CAP include:

- “Assessment of the Buzzard Point Properties” prepared by Geomatrix, Inc., (Geomatrix) in 1990;
- “Comprehensive Site Assessment, Potomac Electric Power Company, Buzzard Point Station, 1st and V Street” prepared by TPH Technology, Incorporated, (TPH Technology) dated 14 August 1993;
- “Corrective Action Plan, Remedial Specifications and Implementation Details, Buzzard Point Generation Station” prepared by TPH Technology, dated March 1995;
- “Phase II Environmental Site Assessment” prepared by Advantage Environmental Consultants, LLC, (AEC), dated June 10, 2005;
- “Phase II Environmental Site Assessment Summary,” prepared by WSP, dated January 31, 2011;
- “Report on ASTM Phase I Environmental Site Assessment with Limited Phase II Subsurface Sampling, Ein Property at Square 0605, Lot 0007,” prepared by Haley & Aldrich, dated 23 October 2013;
- “Report on ASTM Phase I and Limited Subsurface Sampling, Akridge Parcel at Buzzard Point, Square 607, Lot 0013,” prepared by Haley & Aldrich, dated 8 January 2014;
- “Report on ASTM Phase I Environmental Site Assessment and Limited Phase II Subsurface Sampling, District of Columbia Parcel at Buzzard Point, Square 661, Lot 0800,” prepared by Haley & Aldrich, dated 8 September 2014;
- “Report on ASTM Phase I Environmental Site Assessment and Limited Phase II Subsurface Sampling, Potomac Avenue & 1st Street SW,,” prepared by Haley & Aldrich, dated 9 September 2014;
- “Phase II Soil Investigation Report, Voluntary Cleanup Program, Super Salvage, Inc., Parcel at Buzzard Point, Square 0605, Lot 0802,” prepared by Haley & Aldrich, dated 15 June 2015;
- “Phase II Soil Investigation Report, Voluntary Cleanup Program, District of Columbia Parcel at Buzzard Point, Square 0603S, Lot 0800,” prepared by Haley & Aldrich, dated 26 June 2015;
- “Report on ASTM Phase I Environmental Site Assessment and Subsurface Sampling, District of Columbia Parcel at Buzzard Point, Square 0603S, Lot 0800,” prepared by Haley & Aldrich, dated 24 July 2015;
- “Report on ASTM Phase I Environmental Site Assessment and Subsurface Sampling, Super Salvage Inc. Parcel at Buzzard Point, Square 0605, Lot 0802,” prepared by Haley & Aldrich, dated 24 July 2015;
- “Phase II Soil Investigation Report, Voluntary Cleanup Program, District of Columbia Parcel at Buzzard Point, Square 0661, Lot 0800,” prepared by Haley & Aldrich, dated 24 July 2015;
- “Phase II Soil Investigation Report, Voluntary Cleanup Program, Rollingwood Real Estate, LLC, Parcel at Buzzard Point, Square 0605, Lot 0007,” prepared by Haley & Aldrich, dated 24 July 2015;

- “Phase II Soil Investigation Report, Voluntary Cleanup Program, Potomac Electric Power Company Parcels at Buzzard Point, Square 0661, Lots 0804, 0805, and Square 0665, Lot 0024,” prepared by Haley & Aldrich, dated 31 July 2015; and
- “Phase II Soil Investigation Report, Voluntary Cleanup Program, SW Land Holder, LLC, Parcel at Buzzard Point, Square 0607, Lot 0013,” prepared by Haley & Aldrich, dated 31 July 2015.

The Site investigations summarized in this section used a variety of soil and groundwater screening criteria (herein referred to as historical screening criteria). These criteria have since been refined based on the potential receptors and pathways associated with the redevelopment plans as described in Section 3.2.

2.1 DISTRICT OF COLUMBIA (PARCELS 1 AND 2)

In 2013, Haley & Aldrich conducted a Phase I and limited Phase II environmental site assessment (ESA) at Parcel 1 (Haley & Aldrich, 2014b). One soil sample was collected at location GTW-661-800-1 shown in Figure 3. The analytical results are provided in Tables 1 through 3.

In 2015, Haley & Aldrich conducted a Phase I and Phase II ESA at Parcel 2 (Haley & Aldrich, 2015c; Haley & Aldrich, 2015b). Soil samples were collected at locations GSS-603-800-1, GSS-603-800-2, and GSS-603-800-3 shown in Figure 3. Haley & Aldrich also conducted a supplemental Phase II ESA at Parcel 1 (Haley & Aldrich, 2015e). Soil samples were collected around historical boring GTW-661-800-1. Soil sample locations and exceedances are shown in Figure 4 and 5. The analytical results are provided in Tables 1 through 4.

2.2 EIN (PARCEL 3)

In 2010, CEC Environmental, Inc., (CEC) conducted a Phase I ESA that identified one historical recognized environmental concern (REC), a 3,500-gallon gasoline underground storage tank (UST) with reported leakage resulting in soil and groundwater contamination, the extent of the contamination unknown (CEC, 2010). The tank was permanently removed and three groundwater monitoring wells were installed. CEC identify no additional RECs.

In 2011, WSP conducted a Phase I ESA that also noted the historical leaking underground storage tank (LUST) case had been satisfactorily closed and remediated (WSP, 2011b). WSP also conducted a Phase II ESA that included sampling soil and groundwater at suspect RECs: two large floors drains in the warehouse area of the building and the associated in-ground oil/water separator that may receive chemicals from the warehouse building, and the adjacent Super Salvage (Parcel 4) property (WSP, 2011b). Four soil borings were advanced and soil samples collected at multiple depths at locations SB-1 through SB-4 as shown in Figure 3. Groundwater samples were collected from two existing groundwater monitoring wells. Soil analytical results indicated that arsenic, lead, benzo(a)pyrene, dibenze(a,h)anthracene, and diesel range total petroleum hydrocarbons (TPH-DRO) concentrations exceeded the historical screening criteria (WSP, 2011a). A review of groundwater analytical results indicated that arsenic concentrations exceeded the historical screening criteria, while VOC and polycyclic aromatic hydrocarbons (PAH) concentrations did not exceed the historical screening criteria (WSP, 2011a).

In 2014, Haley & Aldrich conducted a Phase I and limited Phase II ESA that identified one known REC (i.e., potential petroleum impacts to soil and groundwater from sources outside of the parcel). Soil and groundwater samples were also collected from two temporary groundwater monitoring wells at locations GTW-605-7-1 and GTW-605-7-2 as shown in Figure 3 (Haley & Aldrich, 2013). A review of soil analytical results indicated that benzo(a)pyrene and arsenic concentrations exceeded the historical screening criteria. A review of groundwater analytical results indicated that TPH-DRO concentrations exceed the historical screening criteria. The analytical results are provided in Tables 1 through 4.

In 2015, Haley & Aldrich conducted a supplemental Phase II ESA to obtain additional information regarding the extent of chemicals in soil and collect an additional round of groundwater samples for analysis from the existing temporary monitoring wells locations GTW-605-7-1 and GTW-605-7-2 as shown in Figure 3 (Haley & Aldrich, 2015f). Forty-five soil borings were advanced and soil samples were collected. A review of soil analytical results indicated that TPH-DRO, PAH, and metals concentrations exceeded the soil screening levels (see Section 3.2; Haley & Aldrich, 2015f). Soil sample locations and exceedances are shown in Figure 6. A review of groundwater analytical results indicated that reported detection limits for select VOCs (1,2-dibromo-3-chloropropane [DBCP], 1,2-dibromoethane [ethylene dibromide], and methylene chloride) exceeded the groundwater screening levels (see Section 3.2), though the results were reported as non-detect. The analytical results are provided in Tables 1 through 4.

2.3 SUPER SALVAGE (PARCEL 4)

In 2005, URS Corporation, Inc., (URS) and AEC conducted Phase I ESAs at adjacent properties and identified Super Salvage on the Resource Conservation and Recovery Act (RCRA) Small Quantity Generator, LUST and UST databases (URS, 2005; AEC, 2005a).

In 2014, Haley & Aldrich conducted a Phase I ESA that identified five known RECs (Haley & Aldrich, 2015d).

In 2015, Haley & Aldrich conducted a Phase II ESA. Soil samples were collected from 10 locations (GTW-605-802-1, GTW-605-802-2, GTW-605-802-6, GTW-605-802-7, GTW-605-802-9, GSS-605-802-10, GSS-605-802-11, GSS-605-802-12, DP-001, and DP-002). Groundwater samples were collected from five new temporary monitoring wells (locations GTW-605-802-1, GTW-605-802-2, GTW-605-802-6, GTW-605-802-7, and GTW-605-802-9). The sample locations are shown in Figure 5. Several proposed sample locations were inaccessible because of restrictions associated with an active salvage yard (e.g., storage piles) and unknown subsurface constraints (e.g., boring advancement refusal). A review of soil analytical results indicated that TPH-DRO, metals, PAH, and VOC concentrations exceeded the soil screening levels (see Section 3.2; Haley & Aldrich, 2015a). Soil sample locations and exceedances are shown in Figure 5. A review of groundwater analytical results indicated that metals and VOC concentrations exceeded the groundwater screening levels and reported detection limits for select VOCs and PAHs exceeded the groundwater screening levels (see Section 3.2), though the results were reported as non-detect (Haley & Aldrich, 2015a). The analytical results are provided in Tables 1 through 4.

2.4 POTOMAC ELECTRIC POWER COMPANY (PARCELS 5, 6, AND 7)

PEPCO has been monitoring observation wells associated with leaking USTs at these parcels since as early as the 1970s. In 1993, free phase (liquid) hydrocarbons were discovered in an observation well in the combustion turbine area. The Department of Consumer and Regulatory Affairs issued a written directive to PEPCO, and TPH Technology completed a comprehensive site assessment for LUST case #93-

051 (TPH Technology, 1993). The assessment included a shallow soil gas survey, installation of 11 groundwater monitoring wells, and soil and groundwater sample collection and analysis. Soil and groundwater analytical results indicated that TPH and benzene, toluene, ethylbenzene, and xylenes (BTEX) concentrations were elevated. A review of groundwater analytical results also indicated that naphthalene concentrations were elevated, suggesting a groundwater plume of free phase and dissolved phase hydrocarbons. The TPH Technology report also noted that approximately 2,717 gallons of liquid phase product was recovered from the parcel during the late 1980s (TPH Technology, 1993).

In 1995, TPH Technology prepared a corrective action plan following completion of the comprehensive site assessment to summarize the results of soil and groundwater assessment activities and describe the remedial action plans (TPH Technology, 1995). Based on a review of the results, TPH Technology estimated a larger product plume than initially suggested based on the initial petroleum release at approximately 17,200 square feet, representing 1,600 to 3,600 gallons of hydrocarbons.

In 1996, TPH Technology implemented their corrective action plan and installed a soil vapor extraction (SVE) system that operated from January 1996 to November 1999 and removed approximately 6,925 gallons of petroleum from the parcels. From May 2001 to April 2002, a portable high vacuum pump and treat system was also used to recover petroleum compounds.

In 2002, PEPCO requested that the SVE system be decommissioned and replaced by a passive remediation approach that consequently removed approximately 1,350 gallons of hydrocarbons from groundwater.

In 2005, AEC conducted a Phase I ESA at the Akridge parcel and noted that TPH and BTEX concentrations in groundwater at PEPCO exceeded the historical screening criteria except in three downgradient wells (AEC, 2005a). Passive remediation with absorbent booms and monitoring was being conducted at that time.

In 2010, the District Department of the Environment (DDOE) issued a “No Further Action” letter to PEPCO in reference to LUST case #93-051 stating that “the residual contamination left in place at this site does not pose a threat to human health and/or the environment” (DDOE, 2010). The DDOE acknowledged that no further remedial action is necessary at the parcel unless residually contaminated soil is removed, disturbed, or excavated.

In 2014, Haley & Aldrich conducted a Phase I and limited Phase II ESA. The Phase I identified known RECs (i.e., soil and groundwater petroleum impacts from historical operations) and suspect RECs (i.e., substation-related chemicals, former ASTs and associated piping, and adjacent property impacts). During the Phase II, soil and groundwater samples were collected from five locations identified as RECs (GTW-661-805-1, GTW-661-804-1, GTW-661-804-2, GTW-661-804-3, and GTW-661-24-1) shown in Figure 7 (Haley & Aldrich, 2014c). A review of soil analytical results indicated that gasoline range total petroleum hydrocarbons (TPH-GRO) and TPH-DRO concentrations exceeded the historical screening criteria (Haley & Aldrich, 2014c). A review of groundwater analytical results indicated that benzene concentrations exceeded the historical screening criteria (Haley & Aldrich, 2014c). The analytical results are provided in Tables 1 through 4.

In 2015, Haley & Aldrich conducted a supplemental Phase II ESA to attempt to delineate the extent of chemicals in soil and collect an additional round of groundwater samples for analysis from the existing temporary wells (locations GTW-661-805-1, GTW-661-804-1, GTW-661-804-2, GTW-661-804-3, and GTW-661-24-1) shown in Figure 2 (Haley & Aldrich, 2015g). Forty-seven soil borings were advanced and

soil samples were collected. A review of soil analytical results indicated that TPH-GRO, TPH-DRO, and several PAH, VOC, and metals concentrations exceeded the soil screening levels (see Section 3.2; Haley & Aldrich, 2015g). Soil sample locations and exceedances are shown in Figure 7. A review of groundwater analytical results indicated that benzene exceeded the groundwater screening level and reported detection limits for DBCP and ethylene dibromide exceeded the groundwater screening levels (see Section 3.2), though the results were reported as non-detect. The analytical results are provided in Tables 1 through 4.

2.5 AKRIDGE (PARCEL 8)

In 1990, Geomatrix conducted a soil investigation, including samples collected for TPH, BTEX, polychlorinated biphenyls (PCBs), and metals analysis (Geomatrix, 1990). Geomatrix concluded that TPH concentrations in soil were fairly well distributed throughout the parcel at 0 to 2 feet bgs.

In 2005, AEC conducted a Phase I ESA that identified three RECs: the historical use of the parcel (i.e., coal storage yard, bulk fuel storage facility, and a vehicle fueling station), the adjacent PEPCO parcel (particularly LUST case #93-051), and the adjacent Super Savage parcel (AEC, 2005a). AEC also conducted a Phase II ESA concurrently with the Phase I and advanced soil borings in a general grid pattern throughout the parcel, concentrating sample locations at the former UST area at its southern portion. AEC also installed temporary wells for groundwater sample collection and analysis. A review of soil analytical results indicated that TPH, VOC, and PCB concentrations did not exceed the applicable screening criteria (AEC, 2005b). A review of groundwater analytical results indicated that select VOC concentrations exceeded the historical screening criteria at sample location B-9 shown in Figure 8 (AEC, 2005b).

In 2014, Haley & Aldrich conducted a Phase I and limited Phase II ESA that identified the RECs from the AEC Phase I ESA (i.e., shallow subsurface petroleum impacts in soil and chlorinated solvents in groundwater) as two known RECs and identified the storage building floor drains and the adjacent properties as two suspect RECs. Soil samples were collected from three of these four targeted REC locations (locations GSS-607-13-1, GTW-607-13-2, and GSS-607-13-3), since the storage building was inaccessible. Groundwater samples were collected at temporary monitoring well locations GTW-607-13-1, GTW-607-13-1A, GTW-607-13-2, and GTW-607-13-2A (Haley & Aldrich, 2014a). These sample locations are shown in Figure 3. A review of soil analytical results indicated that TPH-DRO, arsenic, and several PAH concentrations exceeded the historical screening criteria (Haley & Aldrich, 2014a). A review of groundwater analytical results indicated that VOC and TPH concentrations exceeded the historical screening criteria (Haley & Aldrich, 2014a). The analytical results are provided in Tables 1 through 4.

In 2015, Haley & Aldrich conducted a supplemental Phase II ESA to further assess the extent of chemicals in soil and collect an additional round of groundwater samples for analysis from the existing wells (Haley & Aldrich, 2015h). Fifty-six soil borings were advanced and soil samples were collected. A review of soil analytical results indicated that TPH-DRO and several PAH and metals concentrations exceeded the soil screening levels (see Section 3.2; Haley & Aldrich, 2015h). Soil sample locations and exceedances are shown in Figure 8. A review of groundwater analytical results indicated reported detection limits for DBCP and ethylene dibromide exceeded the groundwater screening levels (see Section 3.2), though the results were reported as non-detect. The analytical results are provided in Tables 1 through 4.

3. Data Evaluation

The following sections summarize the data evaluation conducted for the Site.

3.1 RECEPTORS AND POTENTIAL EXPOSURE PATHWAYS

The Site is planned to be redeveloped as a soccer stadium. Potential human receptors at the Site include the construction worker during redevelopment, and commercial workers, recreational visitors (i.e., stadium attendees), and soccer players after redevelopment.

The construction worker may have potential exposure to soil via incidental ingestion of soil, dermal contact with soil, and inhalation of VOCs emanating from soil and non-VOCs as fugitive dust generated from soil. It is also assumed that the construction worker may have potential exposure to the perched water located beneath the Site via dermal contact with perched water and inhalation of volatilized VOCs from perched water during possible trenching activities.

Once redeveloped, the Site is assumed to be covered with impervious surface treatments (e.g., concrete and/or asphalt pavement, sidewalks, and concourses), building structures, imported fill, and landscaped areas. Commercial workers, recreational visitors, and soccer players will therefore have insignificant potential exposure to soil or groundwater. The commercial worker, recreational visitor, and soccer player may potentially be exposed to VOCs in indoor air due to subsurface vapor intrusion through the soil surrounding the foundations of the future on-Site buildings.

Groundwater beneath the Site will not be a source of potable water and therefore not used for drinking water or irrigation.

3.2 SCREENING LEVELS

Based on the receptors and potential exposure pathways identified above, the following soil and groundwater screening levels were selected for the Site and this CAP.

Soil sample analytical results were compared to the following screening levels:

- D.C. Tier 0 Soil Standards from the Tier 0 Standards Final Rulemaking published at 40 DCR 7835, 7892 (12 November 1993), as amended by Final Rulemaking published at 46 DCR 7699 (1 October 1999); and
- Environmental Protection Agency (EPA) Regional Screening Level for Industrial Soil from the EPA Regional Screening Level Tables (June 2015).

As used in this CAP, “soil screening levels” are the lower of the above screening levels. Soil screening levels were compared to soil sample analytical results within the upper 10 feet of soil at the Site. Based on the redevelopment plans, the construction workers will not have potential contact with soil deeper than 10 feet bgs.

Groundwater sample analytical results were compared to the following screening levels:

- D.C. Tier 1 Risk-based groundwater screening levels for indoor and outdoor inhalation of the resident child (building occupant) from the Risk-Based Corrective Action Technical Guidance, Table 5-8 (June 2011);
- D.C. Tier 1 Risk-based groundwater screening levels for dermal contact of the construction worker from the Risk-based Corrective Action Technical Guidance, Table 5-8 (June 2011); and
- Environmental Protection Agency (EPA) regional maximum contaminant levels from the EPA Regional Screening Level (RSL) Summary Table (June 2015).

As used in this CAP, “groundwater screening levels” are the lower of the above screening levels. Construction workers will have no potential contact with groundwater, since the variable groundwater table is below 10 feet bgs and so a risk scenario for dermal contact for the construction worker is not a complete pathway. However, dermal contact has been included to address potential exposure to the perched water located beneath the Site during redevelopment.

3.3 CHEMICALS OF POTENTIAL CONCERN

During the initial Site investigations, samples were collected and analyzed for select chemicals based on the confirmed or expected use of materials and chemicals historically or currently used at the Site. These chemicals and the associated analytical methodologies generally include:

- VOCs by EPA Method 8260;
- Semi-volatile organic compounds (SVOCs) by EPA Method 8270;
- TPH by EPA Method 8015;
- PCBs by EPA Method 8082; and
- RCRA or Target Analyte List metals by EPA 6010/7000 series.

Based on the findings of the Phase I and Phase II investigations, subsequent assessments evaluated and attempted to delineate chemical concentrations for select chemicals. The following summarizes the chemicals of potential concern (COPCs) in soil and groundwater based on the investigations conducted by Haley & Aldrich from 2013 to 2015 at the proposed Stadium Development area.

3.3.1 VOCs in Soil

Seventy-five (75) soil samples were collected and analyzed for VOCs; VOCs were detected in 17 samples. The primary detected compounds were BTEX. Soil sample analytical results are provided in Table 3.

3.3.2 SVOCs and PAHs in Soil

Two hundred ninety-three (293) soil samples were collected and analyzed for SVOCs; SVOCs were detected in 229 samples. The primary detected compounds were PAHs. Soil sample analytical results are provided in Table 1.

3.3.3 TPH in Soil

Three hundred sixty-two (362) soil samples were collected and analyzed for TPH; TPH was detected in 344 samples. Soil sample analytical results are provided in Table 1.

3.3.4 PCBs in Soil

Seventy (70) soil samples were collected and analyzed for PCBs; PCBs were detected in 19 samples. The primary detected compounds were Aroclor-1242, Aroclor-1254, and Aroclor-1260. Soil sample analytical results are provided in Table 2.

3.3.5 Metals in Soil

Two hundred thirty-three (233) soil samples were collected and analyzed for metals; metals were detected in 233 samples. Soil sample analytical results are provided in Table 2.

3.3.6 Groundwater

Twenty-three (23) groundwater samples were collected and analyzed for VOCs, SVOCs, metals, and TPH. A review of groundwater analytical results indicated that antimony, arsenic, lead, benzene, and methylene chloride exceeded the groundwater screening levels. Reported detection limits for select VOCs and SVOCs exceeded the groundwater screening levels, though the results were non-detect. Groundwater exceedances from 2015 sampling are shown in Figure 9. Groundwater sample analytical results are provided in Table 4.

Groundwater beneath the Site will not be a source of potable water and therefore not used for drinking water or irrigation. Metals and VOC concentrations that exceed maximum contaminant levels therefore do not pose a threat to human health via the ingestion pathway and do not warrant groundwater remediation. The VOC concentrations in groundwater do not exceed the D.C. Tier 1 Risk-based groundwater screening levels for indoor and outdoor inhalation. The vapor intrusion pathway is further discussed in Section 5.3.

3.3.7 Soil Gas

Soil gas will be evaluated to measure VOC concentrations in the vadose zone from VOC volatilization from soil and groundwater impacts. A soil gas survey will be conducted prior to redevelopment activities. Sample locations will target areas with elevated VOC concentrations in soil and groundwater. The results will be incorporated in the baseline human health risk assessment (HHRA) described in Section 4.1.

3.4 AREAS OF POTENTIAL CONCERN

A review of the results of the previously described environmental investigations identified areas of potential concern (AOPCs) that represent areas with COPC concentrations in soil that may require remedial action to be protective of human health or groundwater quality. Note that the soil and groundwater analytical data were compared to the screening levels in lieu of performing an HHRA. The screening levels were selected as conservative comparison levels based on the receptors and pathways identified for the Site. A chemical concentration exceedance of a screening level does not necessarily

indicate a potential threat to human health or the environment (e.g., water quality). Metals concentrations detected at the Site may be within naturally occurring background concentrations, and if so, would also not pose an unacceptable threat to human health or the environment. Additionally, PAH concentrations detected at the Site that exceed soil screening levels are not PAHs that are considered volatile and will not contribute to the vapor intrusion mitigation discussed in Section 5.3, if needed. A baseline HHRA and an evaluation of leaching potential will be conducted as described in Section 4.1 and will be used to further assess the extent of AOPCs.

In general, the distribution of organic chemical concentrations in soil at the Site is coincident with former Site activities, including former fuel storage and distribution activities, substation-related equipment and maintenance, and waste collection areas.

The distribution of inorganic chemical concentrations in soil at the Site is prevalent and does not seem to be coincident with former Site activities. These concentrations could possibly be attributed to the fill material and/or may be within Site-specific background levels.

Delineation soil samples at the AOPCs did not define the extent of chemicals in soil above soil screening levels. AOPC locations are shown in Figures 4 through 8. The remedial approach described in Section 4 will address these AOPCs by:

- Conducting a baseline HHRA and evaluating leaching potential to groundwater to further assess the extent of AOPCs;
- Establishing risk-based goals (RBGs) that are protective of human health and water quality;
- Excavating soil to a depth of up to approximately 10 feet bgs, as needed for construction (no soil with concentrations that exceed RBGs will remain at the Stadium Development area after completing excavation activities);
- Removing potential sources (e.g., tanks, salvage material);
- Monitoring and sampling soil removed during Site redevelopment to identify new AOPCs and/or for profiling and off-Site disposition to a regulated facility;
- Monitoring and sampling soil remaining on-Site after excavation;
- Removing and treating, as necessary, perched water existing in the fill soil and stormwater (direct precipitation and runoff) entering excavation areas prior to discharge to the sanitary sewer; and
- Mitigating potential vapor intrusion risks during construction of the on-Site buildings.

4. Cleanup Action Plan

The AOPCs will be remediated during mass excavation necessary for stadium construction by removing soil containing chemical concentrations that exceed the soil screening levels for off-Site disposal. This remedial approach is based on the current understanding of Site conditions and the volumes of soil containing chemicals that require remediation.

4.1 BASELINE HUMAN HEALTH RISK ASSESSMENT AND CHEMICAL LEACHING POTENTIAL

Prior to Site redevelopment, a baseline HHRA will be conducted consistent with the planned construction activities and potential future redevelopment of the Site. The baseline HHRA will be prepared in general accordance with EPA guidance and the D.C. Risk-based Corrective Action Program in accordance with D.C. Underground Storage Tank Regulations, Title 20 D.C. Municipal Regulations §§ 6206. The purpose of the baseline HHRA is to better understand the COPCs at the Site that may pose a threat to human health greater than acceptable risk thresholds. The receptors, receptor characteristics, and acceptable risk thresholds will be discussed with DOEE prior to conducting the baseline HHRA. Health-based remediation goals (HBRGs) will be developed that are protective of human health.

In addition, groundwater protection levels (GPLs) will be developed that identify chemical concentrations in vadose zone soil that are protective of groundwater and surface water quality should leaching to groundwater occur. D.C. Water Quality Standards from Final Rulemaking published at 41 DCR 1075, 1077 (4 March 1994), as amended by Final Rulemaking published at 60 DCR 15231 (1 November 2013) will be used to derive water quality objectives. These standards are the standards for surface water quality and will serve as the water quality objectives to assess the threat to groundwater/surface water due to chemical leaching after applying an attenuation factor of 20 to account for limited attenuation through the vadose zone and/or into the river. An attenuation factor of 20 was selected to account for natural processes that reduce contaminant concentrations in the subsurface, consistent with the derivation of soil screening levels as described in the July 1996 EPA document entitled "Soil Screening Guidance: Technical Background Document." The selected water quality objectives were established to prevent adverse physiological or behavioral changes in humans, plants, and animals, the production of undesirable or nuisance aquatic life or dominance of nuisance species, and impairment to the biological community that naturally occurs in the waters or depends on the waters for its survival and propagation. These water quality objectives were selected as opposed to drinking water standards since groundwater and surface water within the adjacent Anacostia River are not being used for municipal purposes.

The GPLs will be derived using vadose soil sample results of both total concentrations and synthetic precipitation leaching procedure (SPLP) data (soluble concentrations). The SPLP evaluation methodology will include a graphical evaluation where a minimum of total and soluble concentrations for at least three soil samples will be plotted for each COPC that has a water quality objective. For each COPC, the total concentration where the soluble concentration is equal to the water quality objective will be interpreted as the GPL using the slope of the line represented by the graphed data. Should the results be insufficient to graph this relationship, then the groundwater protection will be selected as the highest total concentration where the associated soluble concentration is less than the water quality objective. Alternatively, a soil partition equation will be used to derive the GPL using Site-specific soil

parameters. If a soil partition equation is used, the COPC concentration in soil will be selected as the GPL where the COPC concentration in the pore water is equal to the water quality objective.

The lower of the HBRGs and GPLs will be identified as the RBGs, which are protective of both human health and groundwater/surface water quality. Areas at the Site with concentrations that exceed RBGs will be designated AOPCs and require remediation or mitigation.

4.2 SOIL REMEDIATION

The Site soil will be remediated by excavation and off-Site disposal as part of the construction activities for the new stadium. Up to approximately 159,000 cubic yards of soil (calculated based on the Stadium Development area square footage excavated to a maximum depth of 10 feet bgs) will be excavated during the redevelopment, including up to approximately 33,200 cubic yards of soil containing chemicals that exceed the soil screening levels (calculated based on the current AOPC square footage [i.e., footprint] excavated to a maximum depth of 10 feet bgs). These soil volumes may be conservative considering current redevelopment plans. However, until the stadium design is finalized, a foundation plan is developed, and the baseline HHRA is conducted, the excavation volumes cannot be refined. The mass excavation will also remove source areas such as subsurface structures and utilities encountered within the limits of the Stadium Development. The AOPC footprint shown in Figure 3 is defined by exceedances of the soil screening levels. The footprint boundaries were developed by extending the boundary 20 feet laterally from the sample location with the exceedance, but still within the Stadium Development boundary; since the current AOPCs were not defined by the previous investigations.

Based on environmental investigations, the soil has been divided into the following three disposal categories:

- Class 1: Soil that has no restriction on disposal or special requirements for transportation with TPH levels up to 25,000 milligrams per kilogram (mg/kg) and total chemical concentrations below 20 times the Toxicity Characteristic Leaching Procedure (TCLP) hazardous waste levels (approximately up to 145,700 cubic yards);
- Class 2: Soil with total chemical concentrations above 20 times the TCLP hazardous waste levels and may therefore be characterized as RCRA hazardous waste (approximately up to 10,900 cubic yards); and
- Class 3: Soil with TPH levels greater than 25,000 mg/kg not acceptable for local non-hazardous waste receiving facilities (approximately up to 2,040 cubic yards).

TCLP analysis would need to be performed for Class 2 soil to characterize the waste for disposal. The soil classification footprint shown in Figure 10 is defined by exceedances of the Class 2 and Class 3 criteria. The footprint boundaries were developed by extending the boundary to a sample location without an exceedance or 20 feet laterally from the sample location with the exceedance, but still within the Stadium Development boundary.

The limits of Class 2 and Class 3 soil areas will be delineated in the field using stakes to define the areas that will be removed and segregated. Soil will be excavated using mechanized equipment (i.e., trackhoe excavator or backhoe) and stockpiled separately by soil classification. The environmental consultant will be responsible for oversight during excavation and confirmation soil sampling and analysis (see Section 5).

4.2.1 Pre-field Activities

The following pre-field activities will be performed prior to the start of redevelopment activities.

- The Site-specific Health & Safety Plan (HASP) will be updated to incorporate necessary health and safety procedures for the scope of work described in this section of the CAP. The HASP will be followed during field activities and appropriate monitoring will be conducted and hazards addressed, including the use of engineering controls and/or personal protective equipment.
- The redevelopment contractor's Stormwater Pollution Prevention Plan (SWPPP) will be implemented.
- A Site-wide grid system will be established to provide a location reference for collecting and documenting environmental data during mass excavation as described in Appendix A.
- Groundwater monitoring wells will be installed at upgradient and downgradient locations that will not be disturbed during redevelopment activities with approval from the DOEE. Groundwater samples will be collected and submitted for COPC analysis to establish baseline water quality conditions prior to mass excavation. These wells will be incorporated into the groundwater monitoring program discussed in Section 5.4 to ensure that redevelopment activities do not impact groundwater quality and to monitor off-Site migration of chemicals in groundwater.

4.2.2 Environmental Monitoring

Environmental monitoring will be performed by an environmental consultant during excavation activities to screen soils for potential chemical impacts not identified during environmental investigation activities. Detailed procedures regarding the environmental field screening process are provided in Appendix A. Demolition and excavation activities covered under this CAP include, but are not limited to:

- Removing concrete and asphalt surface pavements;
- Removing former building foundations, which may include, but is not limited to former building pads, and footings;
- Removing other subsurface structures if encountered, which may include, but is not limited to sumps, clarifiers, and drains;
- Removing subsurface utilities;
- Earthwork activities, including soil removal, grading and recompacting; and
- Conducting limited dewatering to control water seepage of perched water into open excavations, if necessary.

The redevelopment contractor shall communicate with the environmental consultant on a daily basis to indicate the locations where the contractor will be excavating soil, removing surface pavements, building foundations, other subsurface structures, and subsurface utilities prior to their removal. The environmental consultant will conduct environmental field screening of exposed soils during these activities to look for indications of chemical impacts. Examples of such indications may include elevated photoionization detector measurements, soil discoloration, or odors. The environmental field screening process is provided in Appendix A.

If environmental field screening indicates the potential presence of chemicals during Site redevelopment activities, the environmental consultant will alert the redevelopment contractor to cordon off the area to prevent traffic movement while it is being assessed for the nature and extent of chemicals.

If environmental field screening indicates the presence of a new AOPC, the environmental consultant will screen and direct the segregation of the affected soil and assess the nature and extent of the AOPC.

Potential chemical assessment will include a review of historical documents and investigation data to assess whether the area had previously been investigated. Depending on the results of the historical document and data review, further assessment may be conducted, including samples collected for laboratory analysis to characterize the soil. Additional sampling and laboratory analysis to delineate the extent of the AOPC may also be conducted. More information regarding the soil assessment process is provided in Appendix B.

If the redevelopment contractor needs to stockpile soil identified as containing chemical impacts, the contractor will stockpile the associated soil separately from soil that has not been identified as containing chemical impacts during the assessment process.

In general, the following steps will be followed for slabs and surface pavement removal and mass excavation:

- 1) The redevelopment contractor will remove surface pavements, building foundations, and other subsurface structures and subsurface utilities and excavate the soil pursuant to their contract.
- 2) The environmental consultant will field screen exposed soils during pavement removal and mass excavation for the potential presence of chemical impacts.
 - a) If no potential chemical impacts are identified, the redevelopment contractor will continue pavement removal and/or mass excavation activities.
 - b) If potential chemical impacts are identified, the environmental consultant will complete the assessment activities. The redevelopment contractor may be required to cordon off the area with cones, barricades, caution tape, or other measures to prevent equipment and personnel from disturbing the area containing potential chemical impacts.
 - c) If the assessment indicates that the area does not require further action, the environmental consultant will notify the redevelopment contractor that the area is “cleared” and access restrictions from the area will be removed.
 - d) If the assessment indicates that the area requires further action, the environmental consultant will coordinate the activities as described in Appendix B. This generally includes delineation of the area followed by excavation, segregation, and soil disposal.

If a previously unidentified subsurface structure is encountered (e.g., buried process equipment, sumps, vaults, etc.), the environmental consultant will evaluate the structure to assess whether it may be considered an UST in accordance with UST regulations. If the structure is identified as a UST, the UST will be removed following the procedures outlined in Appendix C. If the structure is not considered to be a UST, the soil will be screened beneath the structure and samples may be collected for VOC, SVOC, and metals analysis.

4.2.3 Construction Dewatering

If water is encountered during mass excavation and local dewatering is necessary, the redevelopment contractor will be responsible for the localized dewatering activities and treatment of the water generated, if needed, prior to discharge to the D.C. municipal separate stormwater sewer system (MS4). Dewatering may be required to remove perched water and stormwater that enters the excavation area. Once water has entered the excavation, it may be impacted by the COPCs in soil. Once treated, the water will be discharged to MS4. The redevelopment contractor shall be responsible for complying with DOE's requirements to discharge to the MS4, which includes permit and permit compliance, developing a sampling work plan and characterizing the representative water that will be dewatered and discharged, treatment, and monitoring during discharge through sample collection. The environmental consultant will be responsible for monitoring the effects of the localized dewatering. The environmental consultant may monitor water levels through the installation and development observation wells, establishing baseline water levels, and/or collecting water samples. If monitoring indicates that chemicals in water are migrating off-Site, mitigation measures to limit the migration will be implemented that may include an impervious barrier such as sheet piling or a water recharge gallery to create a hydraulic mound of groundwater between the chemically impacted-water and the open excavation.

4.2.4 Soil Management

The redevelopment contractor may encounter soil during pavement removal and mass excavation that contains more than one type of chemical or chemical groups. Based on available data and the results of environmental field screening, soil containing different chemical groups will be segregated and placed in separate containers and/or stockpiled separate from the contractor's Class 1 soil stockpiles in accordance with the SWPPP (see Section 4.1).

The environmental consultant will provide direction for segregating excavated soil. If further soil assessment indicates an AOPC requires remediation or the removed soil would be classified as Class 2 or Class 3 soil, the environmental consultant will assist with profiling the stockpile.

Each segregated soil stockpile for off-Site disposal will be sampled for waste profiling as described in Appendix D. The environmental consultant will collect the soil samples, submit the samples to the selected laboratory, profile the waste, and assist with coordinating the waste disposal.

5. Post-Remediation Activities

The following post-remediation activities may be conducted at the Site.

5.1 CONFIRMATION SAMPLE COLLECTION

Soil confirmation samples will be collected and analyzed for the chemical constituents at AOPCs that require remediation to document possible residual chemical concentrations as described in Appendix B. Samples will be collected in general accordance with the sampling and analysis plan provided as Appendix E. Analytical results from these samples will be evaluated as discussed in Section 5.2.

Confirmation soil samples may be collected to delineate the extent of Class 2 and Class 3 soil during excavation for proper characterization and off-Site disposal. Samples will be collected in general accordance with the sampling and analysis plan provided as Appendix E.

Final excavation areas and confirmation soil sample locations will be surveyed by a licensed surveyor and presented in a closure report prepared by the environmental consultant and submitted to the DOEE once the mass excavation and a post-remediation HHRA is complete, if applicable.

5.2 POST-REMEDATION HUMAN HEALTH RISK ASSESSMENT AND LEACHING POTENTIAL EVALUATION

After remediation activities are complete, a post-remediation HHRA will be conducted to confirm that chemical concentrations left in place are protective of both human health and the environment. The post-remediation HHRA methodology and acceptable risk thresholds will be consistent with the baseline HHRA described in Section 4.1. The GPLs developed as described in Section 4.1 will be used to assess whether the in-place COPC concentrations are protective of groundwater/surface water quality.

5.3 VAPOR INTRUSION MITIGATION

A soil gas survey may be conducted at the Site after the remediation activities to further assess if vapor intrusion into indoor air from VOCs in soil or groundwater is a concern after soil remediation is complete. If a potential human health risk from possible vapor intrusion is confirmed, mitigation measures such as a vapor barrier or mitigation system shall be considered during the design of the stadium and installed during construction. If warranted, design for these mitigation measures will be based on the post-remediation soil gas survey and the post-remediation HHRA and will be reviewed by the DOEE prior to construction.

5.4 GROUNDWATER MONITORING

Post-remediation groundwater monitoring will be conducted at the Site to ensure that chemicals in groundwater are not migrating off-Site. Additional groundwater monitoring wells may be installed and a groundwater monitoring program established with DOEE approval. The monitoring frequency and list of analyses will be outlined in the DOEE-approved groundwater monitoring program.

6. Limitations

All recommendations are based solely on existing Site conditions at the time of performance of services. Haley & Aldrich is unable to report on, or accurately predict events that may impact the Site following preparation of this document, whether naturally occurring or caused by external forces. The recommendations provided by Haley & Aldrich are based solely on the scope of work conducted and the sources of information referenced in this document. Services hereunder were performed in accordance with our agreement and understanding with, and solely for the use of McKissack & McKissack and their client, Government of the District of Columbia Office of the Deputy Mayor for Planning and Economic Development. Any additional information that becomes available concerning this Site should be provided to Haley & Aldrich so that any further recommendations may be reviewed and modified as necessary. Haley & Aldrich is not responsible for the subsequent separation, detachment, or partial use of this document. No warranty or guarantee, whether expressed or implied, is made with respect to the recommendations expressed in this report. Any reliance on this report by a third party shall be at such party's sole risk.

References

1. Advantage Environmental Consultants, LLC, 2005a. Phase I Environmental Site Assessment, Buzzard Point, 2nd Street and V Street, SW, Washington, DC 20024. 10 June.
2. Advantage Environmental Consultants, LLC, 2005b. Phase II Environmental Site Assessment, Buzzard Point, 2nd Street and V Street, SW, Washington, DC 20024. 10 June.
3. CEC Environmental, Inc., 2010. Environmental Phase I Assessment of 1714 2nd Street, SW, Washington, DC 20024. 25 August.
4. District Department of the Environment, 2010. No Further Action Letter addressed to Ms. Fariba Mahvi, Pepco Holdings, Inc. 1 April.
5. Geomatrix, Inc., 1990. Assessment of Buzzard Point Properties.
6. Haley & Aldrich, Inc., 2013. Report on ASTM Phase I Environmental Site Assessment with Limited Phase II Subsurface Sampling, Ein Property at Square 0605, Lot 0007, 1712 2nd Street, SW Washington, D.C. 23 October.
7. Haley & Aldrich, Inc., 2014a. Report on ASTM Phase I and Limited Subsurface Sampling, Akridge Parcel at Buzzard Point, Square 607, Lot 0013, Washington, DC. 8 January.
8. Haley & Aldrich, Inc., 2014b. Report on ASTM Phase I Environmental Site Assessment and Limited Phase II Subsurface Sampling, District of Columbia Parcel at Buzzard Point, Square 661, Lot 0800, Washington, DC. 8 September.
9. Haley & Aldrich, Inc., 2014c. Report on ASTM Phase I Environmental Site Assessment and Limited Phase II Subsurface Sampling, Potomac Avenue & 1st Street SW, Washington, DC. 9 September.
10. Haley & Aldrich, Inc., 2015a. Phase II Soil Investigation Report, Voluntary Cleanup Program, Super Salvage, Inc., Parcel at Buzzard Point, Square 0605, Lot 0802, Washington, D.C. 15 June.
11. Haley & Aldrich, Inc., 2015b. Phase II Soil Investigation Report, Voluntary Cleanup Program, District of Columbia Parcel at Buzzard Point, Square 0603S, Lot 0800, Washington, D.C. 26 June.
12. Haley & Aldrich, Inc., 2015c. Report on ASTM Phase I Environmental Site Assessment and Subsurface Sampling, District of Columbia Parcel at Buzzard Point, Square 0603S, Lot 0800, Washington, D.C. 24 July.
13. Haley & Aldrich, Inc., 2015d. Report on ASTM Phase I Environmental Site Assessment and Subsurface Sampling, Super Salvage Inc. Parcel at Buzzard Point, Square 0605, Lot 0802, Washington, D.C. 24 July.
14. Haley & Aldrich, Inc., 2015e. Phase II Soil Investigation Report, Voluntary Cleanup Program, District of Columbia Parcel at Buzzard Point, Square 0661, Lot 0800, Washington, D.C. 24 July.

15. Haley & Aldrich, Inc., 2015f. Phase II Soil Investigation Report, Voluntary Cleanup Program, Rollingwood Real Estate, LLC, Parcel at Buzzard Point, Square 0605, Lot 0007, Washington, D.C. 24 July.
16. Haley & Aldrich, Inc., 2015g. Phase II Soil Investigation Report, Voluntary Cleanup Program, Potomac Electric Power Company Parcels at Buzzard Point, Square 0661, Lots 0804, 0805, and Square 0665, Lot 0024, Washington, D.C. 31 July.
17. Haley & Aldrich, Inc., 2015h. Phase II Soil Investigation Report, Voluntary Cleanup Program, SW Land Holder, LLC, Parcel at Buzzard Point, Square 0607, Lot 0013, Washington, D.C. 31 July.
18. Schnabel Engineering North, LLC, 2006. Voluntary Cleanup Action Plan for D.C. Major League Baseball Park, Southeast Washington D.C., VCP Case No. VCP 2006-008. August 16.
19. TPH Technology, Incorporated, 1993. Comprehensive Site Assessment, Potomac Electric Power Company, Buzzard Point Station, 1st and V Streets, S.W., Washington, D.C. 11 August.
20. TPH Technology, Incorporated, 1995. Corrective Action Plan, Remedial Specifications and Implementation Details, Buzzard Point Generating Station, Half & S Streets, SW, Washington, DC. DC Lust Case# 93-051. 10 March.
21. URS Corporation, Inc., 2005. Phase I Environmental Site Assessment, Buzzard Point Property (Squares 609 & 611), 2nd ST SW/V ST SW, Washington DC. 4 April.
22. WSP Environment & Energy LLC, 2011a. Phase II Environmental Site Assessment Summary, 1714 2nd Street SW, Washington, District of Columbia. 31 January.
23. WSP Environment & Energy LLC, 2011b. Phase I Environmental Site Assessment, 1417 2nd Street SW, Washington, District of Columbia. 1 February.

\\was\Common\Projects\40223 - M&M Potomac Ave SW\002\Deliverables\CAP 1\2015_0930_HAI_CleanupActionPlan_F3.docx

TABLE 1
 SUMMARY OF SOIL SAMPLE ANALYTICAL RESULTS AND EXCEEDANCES - SVOCs AND TPH
 BUZZARD POINT D.C. UNITED SOCCER STADIUM DEVELOPMENT
 WASHINGTON, D.C.

Location Sample Date Sample Name Sample Type Sample Depth Interval (ft bgs)	DC Tier 0 Soil Standards ¹	EPA Regional Screening Level for Industrial Soil ²	DP-001 04/22/2015 DP-001-SO-100-01 Primary 0 - 10	DP-002 04/22/2015 DP-002-SO-100-01 Primary 0 - 10	DP-003 07/06/2015 DP-003-SO-010-01 Primary 0.5 - 1	DP-003 07/06/2015 DP-003-SO-050-01 Primary 4.5 - 5	DP-003 07/06/2015 DP-003-SO-100-01 Primary 9.5 - 10	DP-004 07/06/2015 DP-004-SO-010-01 Primary 0.5 - 1	DP-004 07/06/2015 DP-004-SO-050-01 Primary 4.5 - 5	DP-005 07/06/2015 DP-005-SO-010-01 Primary 0.5 - 1	DP-005 07/06/2015 DP-005-SO-100-01 Primary 9.5 - 10	DP-005 07/06/2015 DP-005-SO-125-01 Primary 12 - 12.5
Semi-Volatile Organic Compounds (mg/kg)												
1,2,4-Trichlorobenzene	-	110	-	-	-	-	-	-	-	-	-	-
1,2-Dichlorobenzene	-	9300	-	-	-	-	-	-	-	-	-	-
1,3-Dichlorobenzene	-	-	-	-	-	-	-	-	-	-	-	-
1,4-Dichlorobenzene	-	11	-	-	-	-	-	-	-	-	-	-
1-Methylnaphthalene	-	73	-	< 0.388	-	-	-	-	-	-	-	-
2,2'-oxybis(1-Chloropropane)	-	22	-	-	-	-	-	-	-	-	-	-
2,4,5-Trichlorophenol	-	82000	-	-	-	-	-	-	-	-	-	-
2,4,6-Trichlorophenol	-	210	-	-	-	-	-	-	-	-	-	-
2,4-Dichlorophenol	-	2500	-	-	-	-	-	-	-	-	-	-
2,4-Dimethylphenol	-	16000	-	-	-	-	-	-	-	-	-	-
2,4-Dinitrophenol	-	1600	-	-	-	-	-	-	-	-	-	-
2,4-Dinitrotoluene	-	7.4	-	-	-	-	-	-	-	-	-	-
2,6-Dinitrotoluene	-	1.5	-	-	-	-	-	-	-	-	-	-
2-Chloronaphthalene	-	60000	-	-	< 0.18	< 0.21	< 0.21	< 0.18	< 0.41	< 0.37	< 0.43	< 0.20
2-Chlorophenol	-	5800	-	-	-	-	-	-	-	-	-	-
2-Methylnaphthalene	-	3000	-	< 0.388	< 0.22	< 0.25	< 0.25	< 0.22	2.2	< 0.45	0.15 J	< 0.24
2-Methylphenol	-	41000	-	-	-	-	-	-	-	-	-	-
2-Nitroaniline	-	8000	-	-	-	-	-	-	-	-	-	-
2-Nitrophenol	-	-	-	-	-	-	-	-	-	-	-	-
3&4-Methylphenol	-	-	-	-	-	-	-	-	-	-	-	-
3,3'-Dichlorobenzidine	-	5.1	-	-	-	-	-	-	-	-	-	-
3-Nitroaniline	-	-	-	-	-	-	-	-	-	-	-	-
4,6-Dinitro-2-methylphenol	-	66	-	-	-	-	-	-	-	-	-	-
4-Bromophenyl phenyl ether	-	-	-	-	-	-	-	-	-	-	-	-
4-Chloro-3-methylphenol	-	82000	-	-	-	-	-	-	-	-	-	-
4-Chloroaniline	-	11	-	-	-	-	-	-	-	-	-	-
4-Chlorophenyl phenyl ether	-	-	-	-	-	-	-	-	-	-	-	-
4-Nitroaniline	-	110	-	-	-	-	-	-	-	-	-	-
4-Nitrophenol	-	-	-	-	-	-	-	-	-	-	-	-
Acenaphthene	-	45000	-	0.125 J	0.043 J	0.14 J	< 0.17	< 0.15	6.8	< 0.30	0.13 J	< 0.16
Acenaphthylene	-	-	-	0.104 J	< 0.15	< 0.17	0.040 J	< 0.15	0.12 J	< 0.30	0.094 J	< 0.16
Aniline	-	400	-	-	-	-	-	-	-	-	-	-
Anthracene	-	230000	-	0.463	0.13	0.48	0.13	< 0.11	14	0.098 J	0.37	< 0.12
Benzo(a)anthracene	-	2.9	-	1.3	0.63	0.84	0.36	0.11	14	0.49	0.68	< 0.12
Benzo(a)pyrene	-	0.29	-	1.24	0.59	0.68	0.30	0.10 J	12	0.47	0.58	< 0.16
Benzo(b)fluoranthene	-	2.9	-	1.48	0.76	0.79	0.36	0.12	14	0.59	0.72	< 0.12
Benzo(g,h,i)perylene	-	-	-	0.833	0.37	0.4	0.17	0.064 J	6.2	0.28 J	0.35	< 0.16
Benzo(k)fluoranthene	-	29	-	0.6	0.3	0.33	0.15	0.047 J	5.1	0.26	0.23 J	< 0.12
Benzoic acid	-	3.30E+06	-	-	-	-	-	-	-	-	-	-
Benzyl Alcohol	-	82000	-	-	-	-	-	-	-	-	-	-
bis(2-Chloroethoxy)methane	-	2500	-	-	-	-	-	-	-	-	-	-
bis(2-Chloroethyl)ether	-	1	-	-	-	-	-	-	-	-	-	-
bis(2-Ethylhexyl)phthalate	-	160	-	-	-	-	-	-	-	-	-	-
Butyl benzylphthalate	-	1200	-	-	-	-	-	-	-	-	-	-
Chrysene	-	290	-	1.15	0.65	0.76	0.26	0.10 J	13	0.48	0.73	< 0.12
Dibenz(a,h)anthracene	-	0.29	-	< 0.388	0.11	0.12 J	0.045 J	< 0.11	1.6	0.091 J	< 0.26	< 0.12
Dibenzofuran	-	1000	-	-	-	-	-	-	-	-	-	-
Diethyl phthalate	-	660000	-	-	-	-	-	-	-	-	-	-

TABLE 1
 SUMMARY OF SOIL SAMPLE ANALYTICAL RESULTS AND EXCEEDANCES - SVOCs AND TPH
 BUZZARD POINT D.C. UNITED SOCCER STADIUM DEVELOPMENT
 WASHINGTON, D.C.

Location Sample Date Sample Name Sample Type Sample Depth Interval (ft bgs)	DC Tier 0 Soil Standards ¹	EPA Regional Screening Level for Industrial Soil ²	DP-001 04/22/2015 DP-001-SO-100-01 Primary 0 - 10	DP-002 04/22/2015 DP-002-SO-100-01 Primary 0 - 10	DP-003 07/06/2015 DP-003-SO-010-01 Primary 0.5 - 1	DP-003 07/06/2015 DP-003-SO-050-01 Primary 4.5 - 5	DP-003 07/06/2015 DP-003-SO-100-01 Primary 9.5 - 10	DP-004 07/06/2015 DP-004-SO-010-01 Primary 0.5 - 1	DP-004 07/06/2015 DP-004-SO-050-01 Primary 4.5 - 5	DP-005 07/06/2015 DP-005-SO-010-01 Primary 0.5 - 1	DP-005 07/06/2015 DP-005-SO-100-01 Primary 9.5 - 10	DP-005 07/06/2015 DP-005-SO-125-01 Primary 12 - 12.5
Dimethyl phthalate	-	-	-	-	-	-	-	-	-	-	-	-
Di-n-butylphthalate	-	82000	-	-	-	-	-	-	-	-	-	-
Di-n-octyl phthalate	-	8200	-	-	-	-	-	-	-	-	-	-
Fluoranthene	-	30000	-	3.01	1.2	1.7	0.91	0.2	33	0.85	1.6	< 0.12
Fluorene	-	30000	-	0.127 J	< 0.18	0.17 J	< 0.21	< 0.18	6.5	< 0.37	0.18 J	< 0.20
Hexachlorobenzene	-	0.96	-	-	-	-	-	-	-	-	-	-
Hexachlorobutadiene	-	5.3	-	-	-	-	-	-	-	-	-	-
Hexachlorocyclopentadiene	-	7.5	-	-	-	-	-	-	-	-	-	-
Hexachloroethane	-	8	-	-	-	-	-	-	-	-	-	-
Indeno(1,2,3-cd)pyrene	-	2.9	-	0.718	0.43	0.45	0.21	0.074 J	7.5	0.34	0.33 J	< 0.16
Isophorone	-	2400	-	-	-	-	-	-	-	-	-	-
Naphthalene	-	17	-	0.118 J	< 0.18	< 0.21	< 0.21	< 0.18	4.9	< 0.37	0.25 J	< 0.20
Nitrobenzene	-	22	-	-	-	-	-	-	-	-	-	-
N-Nitrosodimethylamine	-	0.034	-	-	-	-	-	-	-	-	-	-
N-Nitrosodi-n-propylamine	-	0.33	-	-	-	-	-	-	-	-	-	-
N-Nitrosodiphenylamine	-	470	-	-	-	-	-	-	-	-	-	-
Pentachlorophenol	-	4	-	-	-	-	-	-	-	-	-	-
Phenanthrene	-	-	-	1.78	0.45	1.6	0.46	0.085 J	35	0.3	1.4	< 0.12
Phenol	-	250000	-	-	-	-	-	-	-	-	-	-
Pyrene	-	23000	-	2.01	1	1.5	0.76	0.18	28	0.77	1.3	< 0.12
Total Petroleum Hydrocarbons (mg/kg)												
Gasoline Range Organics (C6-C10)	100	-	< 7.0	< 7.1	< 2.8	< 3.2	< 3.0	< 2.6	0.77 J	< 2.5	1.6 J	< 2.9
Total Petroleum Hydrocarbons (C10-C28) DRO	100	-	240	356	-	-	-	-	-	-	-	-
Total Petroleum Hydrocarbons (C9-C44) DRO	100	-	-	-	436	124	114	88.5	3,580	327	5,420	128
Total Petroleum Hydrocarbons (C28-C40)	-	-	-	-	-	-	-	-	-	-	-	-

NOTES

- Bold where detected; highlighted where exceeds
- Results reported in mg/kg
- mg/kg = milligrams per kilogram
- ft bgs = feet below ground surface
- = screening level not available/sample not analyzed
- < = not detected at the indicated reporting limit
- J = estimated value
- SVOCs = semi-volatile organic compounds
- TPH = total petroleum hydrocarbons
- 1. DC Tier 0 Standards from the Tier 0 Standard Final Rulemaking published at 40 DCR 7835, 7892 (November 12, 1993); as amended by Final Rulemaking published at 46 DCR 7699 (October 1, 1999)
- 2. United States Environmental Protection Agency (EPA) Regional Screening Level (RSL) Summary Table (June 2015)

TABLE 1
 SUMMARY OF SOIL SAMPLE ANALYTICAL RESULTS AND EXCEEDANCES - SVOCs AND TPH
 BUZZARD POINT D.C. UNITED SOCCER STADIUM DEVELOPMENT
 WASHINGTON, D.C.

Location Sample Date Sample Name Sample Type Sample Depth Interval (ft bgs)	DC Tier 0 Soil Standards ¹	EPA Regional Screening Level for Industrial Soil ²	DP-006 07/06/2015 DP-006-SO-010-01 Primary 0.5 - 1	DP-006 07/06/2015 DP-006-SO-050-01 Primary 4.5 - 5	DP-006 07/06/2015 DP-006-SO-100-01 Primary 9.5 - 10	DP-007 07/06/2015 DP-007-SO-010-01 Primary 0.5 - 1	DP-007 07/06/2015 DP-007-SO-050-01 Primary 4.5 - 5	DP-007 07/06/2015 DP-007-SO-100-01 Primary 9.5 - 10	DP-008 07/06/2015 DP-008-SO-010-01 Primary 0.5 - 1	DP-008 07/06/2015 DP-008-SO-050-01 Primary 4.5 - 5	DP-008 07/06/2015 DP-008-SO-100-01 Primary 9.5 - 10	DP-009 07/06/2015 DP-009-SO-010-01 Primary 0.5 - 1
Semi-Volatile Organic Compounds (mg/kg)												
1,2,4-Trichlorobenzene	-	110	-	-	-	-	-	-	-	-	-	-
1,2-Dichlorobenzene	-	9300	-	-	-	-	-	-	-	-	-	-
1,3-Dichlorobenzene	-	-	-	-	-	-	-	-	-	-	-	-
1,4-Dichlorobenzene	-	11	-	-	-	-	-	-	-	-	-	-
1-Methylnaphthalene	-	73	-	-	-	-	-	-	-	-	-	-
2,2'-oxybis(1-Chloropropane)	-	22	-	-	-	-	-	-	-	-	-	-
2,4,5-Trichlorophenol	-	82000	-	-	-	-	-	-	-	-	-	-
2,4,6-Trichlorophenol	-	210	-	-	-	-	-	-	-	-	-	-
2,4-Dichlorophenol	-	2500	-	-	-	-	-	-	-	-	-	-
2,4-Dimethylphenol	-	16000	-	-	-	-	-	-	-	-	-	-
2,4-Dinitrophenol	-	1600	-	-	-	-	-	-	-	-	-	-
2,4-Dinitrotoluene	-	7.4	-	-	-	-	-	-	-	-	-	-
2,6-Dinitrotoluene	-	1.5	-	-	-	-	-	-	-	-	-	-
2-Chloronaphthalene	-	60000	< 0.19	< 0.40	< 3.7	< 0.18	< 0.24	< 0.40	< 0.18	< 0.44	< 0.20	< 0.20
2-Chlorophenol	-	5800	-	-	-	-	-	-	-	-	-	-
2-Methylnaphthalene	-	3000	< 0.23	0.7	< 4.5	< 0.21	< 0.29	0.83	< 0.22	6.9	0.43	< 0.24
2-Methylphenol	-	41000	-	-	-	-	-	-	-	-	-	-
2-Nitroaniline	-	8000	-	-	-	-	-	-	-	-	-	-
2-Nitrophenol	-	-	-	-	-	-	-	-	-	-	-	-
3&4-Methylphenol	-	-	-	-	-	-	-	-	-	-	-	-
3,3'-Dichlorobenzidine	-	5.1	-	-	-	-	-	-	-	-	-	-
3-Nitroaniline	-	-	-	-	-	-	-	-	-	-	-	-
4,6-Dinitro-2-methylphenol	-	66	-	-	-	-	-	-	-	-	-	-
4-Bromophenyl phenyl ether	-	-	-	-	-	-	-	-	-	-	-	-
4-Chloro-3-methylphenol	-	82000	-	-	-	-	-	-	-	-	-	-
4-Chloroaniline	-	11	-	-	-	-	-	-	-	-	-	-
4-Chlorophenyl phenyl ether	-	-	-	-	-	-	-	-	-	-	-	-
4-Nitroaniline	-	110	-	-	-	-	-	-	-	-	-	-
4-Nitrophenol	-	-	-	-	-	-	-	-	-	-	-	-
Acenaphthene	-	45000	0.087 J	1.9	< 3.0	< 0.14	0.10 J	5	0.044 J	7.9	2.7	0.070 J
Acenaphthylene	-	-	0.037 J	0.15 J	< 3.0	< 0.14	0.10 J	0.16 J	< 0.15	0.97	< 0.16	< 0.16
Aniline	-	400	-	-	-	-	-	-	-	-	-	-
Anthracene	-	230000	0.22	6.3	2.5	< 0.11	0.57	15	0.12	23	9.9	0.24
Benzo(a)anthracene	-	2.9	0.85	14	3.4	< 0.11	3.1	19	0.32	42	18	0.88
Benzo(a)pyrene	-	0.29	0.78	11	2.9 J	< 0.14	2.4	16	0.26	31	17	0.82
Benzo(b)fluoranthene	-	2.9	0.94	14	3.2	< 0.11	3	18	0.33	36	20	1
Benzo(g,h,i)perylene	-	-	0.49	6	1.8 J	< 0.14	1.2	7.5	0.15	13	6.9	0.51
Benzo(k)fluoranthene	-	29	0.38	5.4	1.3 J	< 0.11	1.1	5.9	0.13	13	5.2	0.44
Benzoic acid	-	3.30E+06	-	-	-	-	-	-	-	-	-	-
Benzyl Alcohol	-	82000	-	-	-	-	-	-	-	-	-	-
bis(2-Chloroethoxy)methane	-	2500	-	-	-	-	-	-	-	-	-	-
bis(2-Chloroethyl)ether	-	1	-	-	-	-	-	-	-	-	-	-
bis(2-Ethylhexyl)phthalate	-	160	-	-	-	-	-	-	-	-	-	-
Butyl benzylphthalate	-	1200	-	-	-	-	-	-	-	-	-	-
Chrysene	-	290	0.8	14	3.1	< 0.11	3.3	17	0.31	36	18	0.91
Dibenz(a,h)anthracene	-	0.29	0.14	1.6	< 2.2	< 0.11	0.39	2.3	0.051 J	4.8	1.9	0.14
Dibenzofuran	-	1000	-	-	-	-	-	-	-	-	-	-
Diethyl phthalate	-	660000	-	-	-	-	-	-	-	-	-	-

TABLE 1
 SUMMARY OF SOIL SAMPLE ANALYTICAL RESULTS AND EXCEEDANCES - SVOCs AND TPH
 BUZZARD POINT D.C. UNITED SOCCER STADIUM DEVELOPMENT
 WASHINGTON, D.C.

Location Sample Date Sample Name Sample Type Sample Depth Interval (ft bgs)	DC Tier 0 Soil Standards ¹	EPA Regional Screening Level for Industrial Soil ²	DP-006 07/06/2015 DP-006-SO-010-01 Primary 0.5 - 1	DP-006 07/06/2015 DP-006-SO-050-01 Primary 4.5 - 5	DP-006 07/06/2015 DP-006-SO-100-01 Primary 9.5 - 10	DP-007 07/06/2015 DP-007-SO-010-01 Primary 0.5 - 1	DP-007 07/06/2015 DP-007-SO-050-01 Primary 4.5 - 5	DP-007 07/06/2015 DP-007-SO-100-01 Primary 9.5 - 10	DP-008 07/06/2015 DP-008-SO-010-01 Primary 0.5 - 1	DP-008 07/06/2015 DP-008-SO-050-01 Primary 4.5 - 5	DP-008 07/06/2015 DP-008-SO-100-01 Primary 9.5 - 10	DP-009 07/06/2015 DP-009-SO-010-01 Primary 0.5 - 1
Dimethyl phthalate	-	-	-	-	-	-	-	-	-	-	-	-
Di-n-butylphthalate	-	82000	-	-	-	-	-	-	-	-	-	-
Di-n-octyl phthalate	-	8200	-	-	-	-	-	-	-	-	-	-
Fluoranthene	-	30000	1.7	32	8.4	0.045 J	5.1	48	0.64	79	39	1.8
Fluorene	-	30000	0.067 J	2	< 3.7	< 0.18	0.14 J	6.4	< 0.18	9.6	3	0.059 J
Hexachlorobenzene	-	0.96	-	-	-	-	-	-	-	-	-	-
Hexachlorobutadiene	-	5.3	-	-	-	-	-	-	-	-	-	-
Hexachlorocyclopentadiene	-	7.5	-	-	-	-	-	-	-	-	-	-
Hexachloroethane	-	8	-	-	-	-	-	-	-	-	-	-
Indeno(1,2,3-cd)pyrene	-	2.9	0.56	6.8	2.0 J	< 0.14	1.4	9.3	0.17	16	10	0.57
Isophorone	-	2400	-	-	-	-	-	-	-	-	-	-
Naphthalene	-	17	< 0.19	1.4	< 3.7	< 0.18	0.15 J	0.7	< 0.18	8.3	0.45	< 0.20
Nitrobenzene	-	22	-	-	-	-	-	-	-	-	-	-
N-Nitrosodimethylamine	-	0.034	-	-	-	-	-	-	-	-	-	-
N-Nitrosodi-n-propylamine	-	0.33	-	-	-	-	-	-	-	-	-	-
N-Nitrosodiphenylamine	-	470	-	-	-	-	-	-	-	-	-	-
Pentachlorophenol	-	4	-	-	-	-	-	-	-	-	-	-
Phenanthrene	-	-	0.9	24	7.8	< 0.11	2.1	42	0.41	64	31	0.88
Phenol	-	250000	-	-	-	-	-	-	-	-	-	-
Pyrene	-	23000	1.5	27	6.9	0.042 J	5.2	38	0.55	71	33	1.5
Total Petroleum Hydrocarbons (mg/kg)												
Gasoline Range Organics (C6-C10)	100	-	< 2.7	< 2.9	< 2.6	< 2.7	< 3.3	< 3.0	< 2.4	0.83 J	< 2.8	< 2.9
Total Petroleum Hydrocarbons (C10-C28) DRO	100	-	-	-	-	-	-	-	-	-	-	-
Total Petroleum Hydrocarbons (C9-C44) DRO	100	-	1,060	1,120	8,060	245	376	7,120	61.7	4,220	4,290	266
Total Petroleum Hydrocarbons (C28-C40)	-	-	-	-	-	-	-	-	-	-	-	-

NOTES

- Bold where detected; highlighted where exceeds
- Results reported in mg/kg
- mg/kg = milligrams per kilogram
- ft bgs = feet below ground surface
- = screening level not available/sample not analyzed
- < = not detected at the indicated reporting limit
- J = estimated value
- SVOCs = semi-volatile organic compounds
- TPH = total petroleum hydrocarbons
- 1. DC Tier 0 Standards from the Tier 0 Standard Final Rulemaking published at 40 DCR 7835, 7892 (November 12, 1993); as amended by Final Rulemaking published at 46 DCR 7699 (October 1, 1999)
- 2. United States Environmental Protection Agency (EPA) Regional Screening Level (RSL) Summary Table (June 2015)

TABLE 1
 SUMMARY OF SOIL SAMPLE ANALYTICAL RESULTS AND EXCEEDANCES - SVOCs AND TPH
 BUZZARD POINT D.C. UNITED SOCCER STADIUM DEVELOPMENT
 WASHINGTON, D.C.

Location Sample Date Sample Name Sample Type Sample Depth Interval (ft bgs)	DC Tier 0 Soil Standards ¹	EPA Regional Screening Level for Industrial Soil ²	DP-009 07/06/2015 DP-009-SO-010-02 Duplicate 0.5 - 1	DP-009 07/06/2015 DP-009-SO-050-01 Primary 4.5 - 5	DP-009 07/06/2015 DP-009-SO-100-01 Primary 9.5 - 10	DP-010 07/06/2015 DP-010-SO-010-01 Primary 0.5 - 1	DP-010 07/06/2015 DP-010-SO-050-01 Primary 4.5 - 5	DP-010 07/06/2015 DP-010-SO-050-02 Duplicate 4.5 - 5	DP-010 07/06/2015 DP-010-SO-100-01 Primary 9.5 - 10	DP-011 07/06/2015 DP-011-SO-010-01 Primary 0.5 - 1	DP-011 07/06/2015 DP-011-SO-050-01 Primary 4.5 - 5	DP-011 07/06/2015 DP-011-SO-100-01 Primary 9.5 - 10
Semi-Volatile Organic Compounds (mg/kg)												
1,2,4-Trichlorobenzene	-	110	-	-	-	-	-	-	-	-	-	-
1,2-Dichlorobenzene	-	9300	-	-	-	-	-	-	-	-	-	-
1,3-Dichlorobenzene	-	-	-	-	-	-	-	-	-	-	-	-
1,4-Dichlorobenzene	-	11	-	-	-	-	-	-	-	-	-	-
1-Methylnaphthalene	-	73	-	-	-	-	-	-	-	-	-	-
2,2'-oxybis(1-Chloropropane)	-	22	-	-	-	-	-	-	-	-	-	-
2,4,5-Trichlorophenol	-	82000	-	-	-	-	-	-	-	-	-	-
2,4,6-Trichlorophenol	-	210	-	-	-	-	-	-	-	-	-	-
2,4-Dichlorophenol	-	2500	-	-	-	-	-	-	-	-	-	-
2,4-Dimethylphenol	-	16000	-	-	-	-	-	-	-	-	-	-
2,4-Dinitrophenol	-	1600	-	-	-	-	-	-	-	-	-	-
2,4-Dinitrotoluene	-	7.4	-	-	-	-	-	-	-	-	-	-
2,6-Dinitrotoluene	-	1.5	-	-	-	-	-	-	-	-	-	-
2-Chloronaphthalene	-	60000	< 0.19	< 0.21	< 0.20	< 0.19	< 0.82	< 0.80	< 0.22	< 0.18	< 0.21	< 0.21
2-Chlorophenol	-	5800	-	-	-	-	-	-	-	-	-	-
2-Methylnaphthalene	-	3000	0.068 J	0.095 J	< 0.25	< 0.23	3.9	2.5	0.48	< 0.22	< 0.25	< 0.25
2-Methylphenol	-	41000	-	-	-	-	-	-	-	-	-	-
2-Nitroaniline	-	8000	-	-	-	-	-	-	-	-	-	-
2-Nitrophenol	-	-	-	-	-	-	-	-	-	-	-	-
3&4-Methylphenol	-	-	-	-	-	-	-	-	-	-	-	-
3,3'-Dichlorobenzidine	-	5.1	-	-	-	-	-	-	-	-	-	-
3-Nitroaniline	-	-	-	-	-	-	-	-	-	-	-	-
4,6-Dinitro-2-methylphenol	-	66	-	-	-	-	-	-	-	-	-	-
4-Bromophenyl phenyl ether	-	-	-	-	-	-	-	-	-	-	-	-
4-Chloro-3-methylphenol	-	82000	-	-	-	-	-	-	-	-	-	-
4-Chloroaniline	-	11	-	-	-	-	-	-	-	-	-	-
4-Chlorophenyl phenyl ether	-	-	-	-	-	-	-	-	-	-	-	-
4-Nitroaniline	-	110	-	-	-	-	-	-	-	-	-	-
4-Nitrophenol	-	-	-	-	-	-	-	-	-	-	-	-
Acenaphthene	-	45000	0.91	< 0.17	0.084 J	0.16	12	7.4	4.1	< 0.14	0.21	0.16
Acenaphthylene	-	-	< 0.15	< 0.17	0.053 J	0.084 J	< 0.65	< 0.64	< 0.17	< 0.14	0.10 J	< 0.16
Aniline	-	400	-	-	-	-	-	-	-	-	-	-
Anthracene	-	230000	2	< 0.13	0.16	0.56	26	15	14	< 0.11	0.87	0.22
Benzo(a)anthracene	-	2.9	4.8	0.063 J	0.47	2.3	32	16	24	< 0.11	2.9	0.27
Benzo(a)pyrene	-	0.29	4.2	0.061 J	0.5	2.2	26	13	20	< 0.14	2.6	0.24
Benzo(b)fluoranthene	-	2.9	5.6	0.084 J	0.65	2.8	32	16	25	< 0.11	3	0.3
Benzo(g,h,i)perylene	-	-	2.6	0.079 J	0.32	1.3	13	6.6	7.7	< 0.14	1.4	0.15 J
Benzo(k)fluoranthene	-	29	2.2	< 0.13	0.22	1	12	6.2	6	< 0.11	1.2	0.12
Benzoic acid	-	3.30E+06	-	-	-	-	-	-	-	-	-	-
Benzyl Alcohol	-	82000	-	-	-	-	-	-	-	-	-	-
bis(2-Chloroethoxy)methane	-	2500	-	-	-	-	-	-	-	-	-	-
bis(2-Chloroethyl)ether	-	1	-	-	-	-	-	-	-	-	-	-
bis(2-Ethylhexyl)phthalate	-	160	-	-	-	-	-	-	-	-	-	-
Butyl benzylphthalate	-	1200	-	-	-	-	-	-	-	-	-	-
Chrysene	-	290	4.9	0.099 J	0.78	2.3	30	15	23	< 0.11	2.8	0.28
Dibenz(a,h)anthracene	-	0.29	0.72	< 0.13	0.080 J	0.37	3.8	1.9	2.2	< 0.11	0.41	< 0.12
Dibenzofuran	-	1000	-	-	-	-	-	-	-	-	-	-
Diethyl phthalate	-	660000	-	-	-	-	-	-	-	-	-	-

TABLE 1
 SUMMARY OF SOIL SAMPLE ANALYTICAL RESULTS AND EXCEEDANCES - SVOCs AND TPH
 BUZZARD POINT D.C. UNITED SOCCER STADIUM DEVELOPMENT
 WASHINGTON, D.C.

Location Sample Date Sample Name Sample Type Sample Depth Interval (ft bgs)	DC Tier 0 Soil Standards ¹	EPA Regional Screening Level for Industrial Soil ²	DP-009 07/06/2015 DP-009-SO-010-02 Duplicate 0.5 - 1	DP-009 07/06/2015 DP-009-SO-050-01 Primary 4.5 - 5	DP-009 07/06/2015 DP-009-SO-100-01 Primary 9.5 - 10	DP-010 07/06/2015 DP-010-SO-010-01 Primary 0.5 - 1	DP-010 07/06/2015 DP-010-SO-050-01 Primary 4.5 - 5	DP-010 07/06/2015 DP-010-SO-050-02 Duplicate 4.5 - 5	DP-010 07/06/2015 DP-010-SO-100-01 Primary 9.5 - 10	DP-011 07/06/2015 DP-011-SO-010-01 Primary 0.5 - 1	DP-011 07/06/2015 DP-011-SO-050-01 Primary 4.5 - 5	DP-011 07/06/2015 DP-011-SO-100-01 Primary 9.5 - 10
Dimethyl phthalate	-	-	-	-	-	-	-	-	-	-	-	-
Di-n-butylphthalate	-	82000	-	-	-	-	-	-	-	-	-	-
Di-n-octyl phthalate	-	8200	-	-	-	-	-	-	-	-	-	-
Fluoranthene	-	30000	9.7	0.073 J	1.6	5	84	45	54	< 0.11	6	0.78
Fluorene	-	30000	0.59	< 0.21	0.11 J	0.12 J	12	7.4	5	< 0.18	0.22	0.14 J
Hexachlorobenzene	-	0.96	-	-	-	-	-	-	-	-	-	-
Hexachlorobutadiene	-	5.3	-	-	-	-	-	-	-	-	-	-
Hexachlorocyclopentadiene	-	7.5	-	-	-	-	-	-	-	-	-	-
Hexachloroethane	-	8	-	-	-	-	-	-	-	-	-	-
Indeno(1,2,3-cd)pyrene	-	2.9	2.9	0.056 J	0.34	1.5	15	7.8	12	< 0.14	1.6	0.17
Isophorone	-	2400	-	-	-	-	-	-	-	-	-	-
Naphthalene	-	17	0.084 J	0.20 J	< 0.20	< 0.19	4.5	3.2	0.43	< 0.18	0.13 J	< 0.21
Nitrobenzene	-	22	-	-	-	-	-	-	-	-	-	-
N-Nitrosodimethylamine	-	0.034	-	-	-	-	-	-	-	-	-	-
N-Nitrosodi-n-propylamine	-	0.33	-	-	-	-	-	-	-	-	-	-
N-Nitrosodiphenylamine	-	470	-	-	-	-	-	-	-	-	-	-
Pentachlorophenol	-	4	-	-	-	-	-	-	-	-	-	-
Phenanthrene	-	-	7.2	0.12 J	1.4	2	88	51	44	< 0.11	3.1	0.88
Phenol	-	250000	-	-	-	-	-	-	-	-	-	-
Pyrene	-	23000	7.9	0.077 J	1.6	4.5	72	39	44	< 0.11	5.6	0.63
Total Petroleum Hydrocarbons (mg/kg)												
Gasoline Range Organics (C6-C10)	100	-	< 2.8	< 3.0	< 2.7	< 2.7	< 2.8	< 2.8	< 3.0	< 2.5	< 3.0	< 3.0
Total Petroleum Hydrocarbons (C10-C28) DRO	100	-	-	-	-	-	-	-	-	-	-	-
Total Petroleum Hydrocarbons (C9-C44) DRO	100	-	191	130	10,900	596	1,410	563	7,440	6.12 J	359	9.33 J
Total Petroleum Hydrocarbons (C28-C40)	-	-	-	-	-	-	-	-	-	-	-	-

NOTES

- Bold where detected; highlighted where exceeds
- Results reported in mg/kg
- mg/kg = milligrams per kilogram
- ft bgs = feet below ground surface
- = screening level not available/sample not analyzed
- < = not detected at the indicated reporting limit
- J = estimated value
- SVOCs = semi-volatile organic compounds
- TPH = total petroleum hydrocarbons
- 1. DC Tier 0 Standards from the Tier 0 Standard Final Rulemaking published at 40 DCR 7835, 7892 (November 12, 1993); as amended by Final Rulemaking published at 46 DCR 7699 (October 1, 1999)
- 2. United States Environmental Protection Agency (EPA) Regional Screening Level (RSL) Summary Table (June 2015)

TABLE 1
 SUMMARY OF SOIL SAMPLE ANALYTICAL RESULTS AND EXCEEDANCES - SVOCs AND TPH
 BUZZARD POINT D.C. UNITED SOCCER STADIUM DEVELOPMENT
 WASHINGTON, D.C.

Location Sample Date Sample Name Sample Type Sample Depth Interval (ft bgs)	DC Tier 0 Soil Standards ¹	EPA Regional Screening Level for Industrial Soil ²	DP-012 07/06/2015 DP-012-SO-010-01 Primary 0.5 - 1	DP-012 07/06/2015 DP-012-SO-100-01 Primary 9.5 - 10	DP-013 07/06/2015 DP-013-SO-010-01 Primary 0.5 - 1	DP-013 07/06/2015 DP-013-SO-100-01 Primary 9.5 - 10	DP-013 07/06/2015 DP-013-SO-100-02 Duplicate 9.5 - 10	DP-014 07/07/2015 DP-014-SO-010-01 Primary 0.5 - 1	DP-014 07/07/2015 DP-014-SO-100-01 Primary 9.5 - 10	DP-015 07/07/2015 DP-015-SO-010-01 Primary 0.5 - 1	DP-015 07/07/2015 DP-015-SO-100-01 Primary 9.5 - 10	DP-016 07/07/2015 DP-016-SO-010-01 Primary 0.5 - 1
Semi-Volatile Organic Compounds (mg/kg)												
1,2,4-Trichlorobenzene	-	110	-	-	-	-	-	-	-	-	-	-
1,2-Dichlorobenzene	-	9300	-	-	-	-	-	-	-	-	-	-
1,3-Dichlorobenzene	-	-	-	-	-	-	-	-	-	-	-	-
1,4-Dichlorobenzene	-	11	-	-	-	-	-	-	-	-	-	-
1-Methylnaphthalene	-	73	-	-	-	-	-	-	-	-	-	-
2,2'-oxybis(1-Chloropropane)	-	22	-	-	-	-	-	-	-	-	-	-
2,4,5-Trichlorophenol	-	82000	-	-	-	-	-	-	-	-	-	-
2,4,6-Trichlorophenol	-	210	-	-	-	-	-	-	-	-	-	-
2,4-Dichlorophenol	-	2500	-	-	-	-	-	-	-	-	-	-
2,4-Dimethylphenol	-	16000	-	-	-	-	-	-	-	-	-	-
2,4-Dinitrophenol	-	1600	-	-	-	-	-	-	-	-	-	-
2,4-Dinitrotoluene	-	7.4	-	-	-	-	-	-	-	-	-	-
2,6-Dinitrotoluene	-	1.5	-	-	-	-	-	-	-	-	-	-
2-Chloronaphthalene	-	60000	< 0.20	< 0.20	< 0.18	< 0.21	< 0.42	< 0.18	< 1.0	< 0.17	< 0.19	< 0.37
2-Chlorophenol	-	5800	-	-	-	-	-	-	-	-	-	-
2-Methylnaphthalene	-	3000	< 0.24	< 0.24	< 0.22	0.53	< 0.50	< 0.22	< 1.2	< 0.21	< 0.23	< 0.44
2-Methylphenol	-	41000	-	-	-	-	-	-	-	-	-	-
2-Nitroaniline	-	8000	-	-	-	-	-	-	-	-	-	-
2-Nitrophenol	-	-	-	-	-	-	-	-	-	-	-	-
3&4-Methylphenol	-	-	-	-	-	-	-	-	-	-	-	-
3,3'-Dichlorobenzidine	-	5.1	-	-	-	-	-	-	-	-	-	-
3-Nitroaniline	-	-	-	-	-	-	-	-	-	-	-	-
4,6-Dinitro-2-methylphenol	-	66	-	-	-	-	-	-	-	-	-	-
4-Bromophenyl phenyl ether	-	-	-	-	-	-	-	-	-	-	-	-
4-Chloro-3-methylphenol	-	82000	-	-	-	-	-	-	-	-	-	-
4-Chloroaniline	-	11	-	-	-	-	-	-	-	-	-	-
4-Chlorophenyl phenyl ether	-	-	-	-	-	-	-	-	-	-	-	-
4-Nitroaniline	-	110	-	-	-	-	-	-	-	-	-	-
4-Nitrophenol	-	-	-	-	-	-	-	-	-	-	-	-
Acenaphthene	-	45000	0.2	< 0.16	< 0.14	2	< 0.33	< 0.15	< 0.84	< 0.14	< 0.15	< 0.29
Acenaphthylene	-	-	0.13 J	< 0.16	< 0.14	< 0.17	< 0.33	< 0.15	< 0.84	< 0.14	< 0.15	0.11 J
Aniline	-	400	-	-	-	-	-	-	-	-	-	-
Anthracene	-	230000	0.54	< 0.12	< 0.11	3.6	0.12 J	< 0.11	< 0.63	0.039 J	< 0.12	0.3
Benzo(a)anthracene	-	2.9	1.6	< 0.12	< 0.11	4.3	0.35	0.066 J	< 0.63	0.16	0.072 J	1.4
Benzo(a)pyrene	-	0.29	1.5	< 0.16	< 0.14	3.8	0.25 J	0.057 J	< 0.84	0.14	0.076 J	1.3
Benzo(b)fluoranthene	-	2.9	2	< 0.12	< 0.11	3.6	0.20 J	0.079 J	< 0.63	0.2	0.10 J	2
Benzo(g,h,i)perylene	-	-	0.9	< 0.16	< 0.14	1.8	0.19 J	0.043 J	< 0.84	0.094 J	0.057 J	0.89
Benzo(k)fluoranthene	-	29	0.68	< 0.12	< 0.11	2.7	0.26	< 0.11	< 0.63	0.082 J	0.037 J	0.67
Benzoic acid	-	3.30E+06	-	-	-	-	-	-	-	-	-	-
Benzyl Alcohol	-	82000	-	-	-	-	-	-	-	-	-	-
bis(2-Chloroethoxy)methane	-	2500	-	-	-	-	-	-	-	-	-	-
bis(2-Chloroethyl)ether	-	1	-	-	-	-	-	-	-	-	-	-
bis(2-Ethylhexyl)phthalate	-	160	-	-	-	-	-	-	-	-	-	-
Butyl benzylphthalate	-	1200	-	-	-	-	-	-	-	-	-	-
Chrysene	-	290	1.8	< 0.12	< 0.11	4.2	0.43	0.069 J	< 0.63	0.18	0.076 J	1.7
Dibenz(a,h)anthracene	-	0.29	0.27	< 0.12	< 0.11	0.46	< 0.25	< 0.11	< 0.63	< 0.10	< 0.12	0.31
Dibenzofuran	-	1000	-	-	-	-	-	-	-	-	-	-
Diethyl phthalate	-	660000	-	-	-	-	-	-	-	-	-	-

TABLE 1
 SUMMARY OF SOIL SAMPLE ANALYTICAL RESULTS AND EXCEEDANCES - SVOCs AND TPH
 BUZZARD POINT D.C. UNITED SOCCER STADIUM DEVELOPMENT
 WASHINGTON, D.C.

Location Sample Date Sample Name Sample Type Sample Depth Interval (ft bgs)	DC Tier 0 Soil Standards ¹	EPA Regional Screening Level for Industrial Soil ²	DP-012 07/06/2015 DP-012-SO-010-01 Primary 0.5 - 1	DP-012 07/06/2015 DP-012-SO-100-01 Primary 9.5 - 10	DP-013 07/06/2015 DP-013-SO-010-01 Primary 0.5 - 1	DP-013 07/06/2015 DP-013-SO-100-01 Primary 9.5 - 10	DP-013 07/06/2015 DP-013-SO-100-02 Duplicate 9.5 - 10	DP-014 07/07/2015 DP-014-SO-010-01 Primary 0.5 - 1	DP-014 07/07/2015 DP-014-SO-100-01 Primary 9.5 - 10	DP-015 07/07/2015 DP-015-SO-010-01 Primary 0.5 - 1	DP-015 07/07/2015 DP-015-SO-100-01 Primary 9.5 - 10	DP-016 07/07/2015 DP-016-SO-010-01 Primary 0.5 - 1
Dimethyl phthalate	-	-	-	-	-	-	-	-	-	-	-	-
Di-n-butylphthalate	-	82000	-	-	-	-	-	-	-	-	-	-
Di-n-octyl phthalate	-	8200	-	-	-	-	-	-	-	-	-	-
Fluoranthene	-	30000	3.5	< 0.12	< 0.11	10	0.6	0.11	< 0.63	0.23	0.098 J	2.3
Fluorene	-	30000	0.18 J	< 0.20	< 0.18	1.9	< 0.42	< 0.18	< 1.0	< 0.17	< 0.19	< 0.37
Hexachlorobenzene	-	0.96	-	-	-	-	-	-	-	-	-	-
Hexachlorobutadiene	-	5.3	-	-	-	-	-	-	-	-	-	-
Hexachlorocyclopentadiene	-	7.5	-	-	-	-	-	-	-	-	-	-
Hexachloroethane	-	8	-	-	-	-	-	-	-	-	-	-
Indeno(1,2,3-cd)pyrene	-	2.9	0.97	< 0.16	< 0.14	2.1	0.12 J	0.044 J	< 0.84	0.10 J	0.064 J	1
Isophorone	-	2400	-	-	-	-	-	-	-	-	-	-
Naphthalene	-	17	0.067 J	< 0.20	< 0.18	0.81	< 0.42	< 0.18	< 1.0	< 0.17	< 0.19	< 0.37
Nitrobenzene	-	22	-	-	-	-	-	-	-	-	-	-
N-Nitrosodimethylamine	-	0.034	-	-	-	-	-	-	-	-	-	-
N-Nitrosodi-n-propylamine	-	0.33	-	-	-	-	-	-	-	-	-	-
N-Nitrosodiphenylamine	-	470	-	-	-	-	-	-	-	-	-	-
Pentachlorophenol	-	4	-	-	-	-	-	-	-	-	-	-
Phenanthrene	-	-	2.1	< 0.12	< 0.11	10	0.39	0.049 J	< 0.63	0.1	0.042 J	1.4
Phenol	-	250000	-	-	-	-	-	-	-	-	-	-
Pyrene	-	23000	3.2	< 0.12	< 0.11	8.6	0.56	0.097 J	< 0.63	0.18	0.096 J	2
Total Petroleum Hydrocarbons (mg/kg)												
Gasoline Range Organics (C6-C10)	100	-	< 2.8	< 2.5	< 2.7	2.7 J	< 3.0	< 2.8	0.97 J	2.2 J	1.4 J	< 2.7
Total Petroleum Hydrocarbons (C10-C28) DRO	100	-	-	-	-	-	-	-	-	-	-	-
Total Petroleum Hydrocarbons (C9-C44) DRO	100	-	780	332	29.8 J	3,430	9,540	80.5	2,360	112	32.6 J	346
Total Petroleum Hydrocarbons (C28-C40)	-	-	-	-	-	-	-	-	-	-	-	-

NOTES

- Bold where detected; highlighted where exceeds
- Results reported in mg/kg
- mg/kg = milligrams per kilogram
- ft bgs = feet below ground surface
- = screening level not available/sample not analyzed
- < = not detected at the indicated reporting limit
- J = estimated value
- SVOCs = semi-volatile organic compounds
- TPH = total petroleum hydrocarbons
- 1. DC Tier 0 Standards from the Tier 0 Standard Final Rulemaking published at 40 DCR 7835, 7892 (November 12, 1993); as amended by Final Rulemaking published at 46 DCR 7699 (October 1, 1999)
- 2. United States Environmental Protection Agency (EPA) Regional Screening Level (RSL) Summary Table (June 2015)

TABLE 1
 SUMMARY OF SOIL SAMPLE ANALYTICAL RESULTS AND EXCEEDANCES - SVOCs AND TPH
 BUZZARD POINT D.C. UNITED SOCCER STADIUM DEVELOPMENT
 WASHINGTON, D.C.

Location Sample Date Sample Name Sample Type Sample Depth Interval (ft bgs)	DC Tier 0 Soil Standards ¹	EPA Regional Screening Level for Industrial Soil ²	DP-016 07/07/2015 DP-016-SO-050-01 Primary 4.5 - 5	DP-016 07/07/2015 DP-016-SO-100-01 Primary 9.5 - 10	DP-017 07/07/2015 DP-017-SO-010-01 Primary 0.5 - 1	DP-017 07/07/2015 DP-017-SO-050-01 Primary 4.5 - 5	DP-017 07/07/2015 DP-017-SO-100-01 Primary 9.5 - 10	DP-018 07/07/2015 DP-018-SO-010-01 Primary 0.5 - 1	DP-018 07/07/2015 DP-018-SO-050-01 Primary 4.5 - 5	DP-018 07/07/2015 DP-018-SO-100-01 Primary 9.5 - 10	DP-019 07/07/2015 DP-019-SO-010-01 Primary 0.5 - 1	DP-019 07/07/2015 DP-019-SO-050-01 Primary 4.5 - 5
Semi-Volatile Organic Compounds (mg/kg)												
1,2,4-Trichlorobenzene	-	110	-	-	-	-	-	-	-	-	-	-
1,2-Dichlorobenzene	-	9300	-	-	-	-	-	-	-	-	-	-
1,3-Dichlorobenzene	-	-	-	-	-	-	-	-	-	-	-	-
1,4-Dichlorobenzene	-	11	-	-	-	-	-	-	-	-	-	-
1-Methylnaphthalene	-	73	-	-	-	-	-	-	-	-	-	-
2,2'-oxybis(1-Chloropropane)	-	22	-	-	-	-	-	-	-	-	-	-
2,4,5-Trichlorophenol	-	82000	-	-	-	-	-	-	-	-	-	-
2,4,6-Trichlorophenol	-	210	-	-	-	-	-	-	-	-	-	-
2,4-Dichlorophenol	-	2500	-	-	-	-	-	-	-	-	-	-
2,4-Dimethylphenol	-	16000	-	-	-	-	-	-	-	-	-	-
2,4-Dinitrophenol	-	1600	-	-	-	-	-	-	-	-	-	-
2,4-Dinitrotoluene	-	7.4	-	-	-	-	-	-	-	-	-	-
2,6-Dinitrotoluene	-	1.5	-	-	-	-	-	-	-	-	-	-
2-Chloronaphthalene	-	60000	< 0.25	< 0.20	< 0.19	< 0.22	< 0.21	< 0.18	< 0.18	< 0.21	< 0.19	< 0.19
2-Chlorophenol	-	5800	-	-	-	-	-	-	-	-	-	-
2-Methylnaphthalene	-	3000	0.14 J	< 0.24	< 0.23	0.084 J	< 0.26	< 0.22	< 0.22	< 0.25	< 0.23	< 0.22
2-Methylphenol	-	41000	-	-	-	-	-	-	-	-	-	-
2-Nitroaniline	-	8000	-	-	-	-	-	-	-	-	-	-
2-Nitrophenol	-	-	-	-	-	-	-	-	-	-	-	-
3&4-Methylphenol	-	-	-	-	-	-	-	-	-	-	-	-
3,3'-Dichlorobenzidine	-	5.1	-	-	-	-	-	-	-	-	-	-
3-Nitroaniline	-	-	-	-	-	-	-	-	-	-	-	-
4,6-Dinitro-2-methylphenol	-	66	-	-	-	-	-	-	-	-	-	-
4-Bromophenyl phenyl ether	-	-	-	-	-	-	-	-	-	-	-	-
4-Chloro-3-methylphenol	-	82000	-	-	-	-	-	-	-	-	-	-
4-Chloroaniline	-	11	-	-	-	-	-	-	-	-	-	-
4-Chlorophenyl phenyl ether	-	-	-	-	-	-	-	-	-	-	-	-
4-Nitroaniline	-	110	-	-	-	-	-	-	-	-	-	-
4-Nitrophenol	-	-	-	-	-	-	-	-	-	-	-	-
Acenaphthene	-	45000	< 0.20	< 0.16	0.086 J	< 0.18	< 0.17	< 0.15	< 0.15	0.14 J	0.095 J	< 0.15
Acenaphthylene	-	-	< 0.20	< 0.16	0.10 J	< 0.18	< 0.17	< 0.15	< 0.15	< 0.17	0.12 J	< 0.15
Aniline	-	400	-	-	-	-	-	-	-	-	-	-
Anthracene	-	230000	0.056 J	< 0.12	0.4	0.19	< 0.13	0.047 J	< 0.11	0.4	0.25	< 0.11
Benzo(a)anthracene	-	2.9	0.21	< 0.12	1.5	0.48	< 0.13	0.23	< 0.11	0.72	1.2	0.075 J
Benzo(a)pyrene	-	0.29	0.18 J	< 0.16	1.4	0.39	< 0.17	0.21	< 0.15	0.61	1.2	0.057 J
Benzo(b)fluoranthene	-	2.9	0.26	< 0.12	1.9	0.5	< 0.13	0.27	< 0.11	0.76	1.6	0.086 J
Benzo(g,h,i)perylene	-	-	0.15 J	< 0.16	0.87	0.28	< 0.17	0.14 J	< 0.15	0.38	0.89	< 0.15
Benzo(k)fluoranthene	-	29	0.089 J	< 0.12	0.69	0.2	< 0.13	0.11	< 0.11	0.24	0.63	< 0.11
Benzoic acid	-	3.30E+06	-	-	-	-	-	-	-	-	-	-
Benzyl Alcohol	-	82000	-	-	-	-	-	-	-	-	-	-
bis(2-Chloroethoxy)methane	-	2500	-	-	-	-	-	-	-	-	-	-
bis(2-Chloroethyl)ether	-	1	-	-	-	-	-	-	-	-	-	-
bis(2-Ethylhexyl)phthalate	-	160	-	-	-	-	-	-	-	-	-	-
Butyl benzylphthalate	-	1200	-	-	-	-	-	-	-	-	-	-
Chrysene	-	290	0.27	< 0.12	1.4	0.53	< 0.13	0.23	< 0.11	0.67	1.2	0.080 J
Dibenz(a,h)anthracene	-	0.29	< 0.15	< 0.12	0.27	0.078 J	< 0.13	0.042 J	< 0.11	0.086 J	0.23	< 0.11
Dibenzofuran	-	1000	-	-	-	-	-	-	-	-	-	-
Diethyl phthalate	-	660000	-	-	-	-	-	-	-	-	-	-

TABLE 1
 SUMMARY OF SOIL SAMPLE ANALYTICAL RESULTS AND EXCEEDANCES - SVOCs AND TPH
 BUZZARD POINT D.C. UNITED SOCCER STADIUM DEVELOPMENT
 WASHINGTON, D.C.

Location Sample Date Sample Name Sample Type Sample Depth Interval (ft bgs)	DC Tier 0 Soil Standards ¹	EPA Regional Screening Level for Industrial Soil ²	DP-016 07/07/2015 DP-016-SO-050-01 Primary 4.5 - 5	DP-016 07/07/2015 DP-016-SO-100-01 Primary 9.5 - 10	DP-017 07/07/2015 DP-017-SO-010-01 Primary 0.5 - 1	DP-017 07/07/2015 DP-017-SO-050-01 Primary 4.5 - 5	DP-017 07/07/2015 DP-017-SO-100-01 Primary 9.5 - 10	DP-018 07/07/2015 DP-018-SO-010-01 Primary 0.5 - 1	DP-018 07/07/2015 DP-018-SO-050-01 Primary 4.5 - 5	DP-018 07/07/2015 DP-018-SO-100-01 Primary 9.5 - 10	DP-019 07/07/2015 DP-019-SO-010-01 Primary 0.5 - 1	DP-019 07/07/2015 DP-019-SO-050-01 Primary 4.5 - 5
Dimethyl phthalate	-	-	-	-	-	-	-	-	-	-	-	-
Di-n-butylphthalate	-	82000	-	-	-	-	-	-	-	-	-	-
Di-n-octyl phthalate	-	8200	-	-	-	-	-	-	-	-	-	-
Fluoranthene	-	30000	0.36	< 0.12	2.8	1	0.044 J	0.43	< 0.11	1.9	2.2	0.14
Fluorene	-	30000	< 0.25	< 0.20	0.086 J	0.073 J	< 0.21	< 0.18	< 0.18	0.14 J	0.061 J	< 0.19
Hexachlorobenzene	-	0.96	-	-	-	-	-	-	-	-	-	-
Hexachlorobutadiene	-	5.3	-	-	-	-	-	-	-	-	-	-
Hexachlorocyclopentadiene	-	7.5	-	-	-	-	-	-	-	-	-	-
Hexachloroethane	-	8	-	-	-	-	-	-	-	-	-	-
Indeno(1,2,3-cd)pyrene	-	2.9	0.15 J	< 0.16	1	0.29	< 0.17	0.16	< 0.15	0.43	0.98	< 0.15
Isophorone	-	2400	-	-	-	-	-	-	-	-	-	-
Naphthalene	-	17	0.21 J	< 0.20	0.081 J	< 0.22	< 0.21	< 0.18	< 0.18	< 0.21	< 0.19	< 0.19
Nitrobenzene	-	22	-	-	-	-	-	-	-	-	-	-
N-Nitrosodimethylamine	-	0.034	-	-	-	-	-	-	-	-	-	-
N-Nitrosodi-n-propylamine	-	0.33	-	-	-	-	-	-	-	-	-	-
N-Nitrosodiphenylamine	-	470	-	-	-	-	-	-	-	-	-	-
Pentachlorophenol	-	4	-	-	-	-	-	-	-	-	-	-
Phenanthrene	-	-	0.35	< 0.12	1.4	0.85	< 0.13	0.2	< 0.11	1.4	0.96	0.099 J
Phenol	-	250000	-	-	-	-	-	-	-	-	-	-
Pyrene	-	23000	0.34	< 0.12	2.5	0.9	< 0.13	0.4	< 0.11	1.7	2	0.12
Total Petroleum Hydrocarbons (mg/kg)												
Gasoline Range Organics (C6-C10)	100	-	< 3.6	< 2.7	< 2.4	< 3.0	< 3.0	< 2.6	< 2.6	< 2.8	< 2.8	< 2.4
Total Petroleum Hydrocarbons (C10-C28) DRO	100	-	-	-	-	-	-	-	-	-	-	-
Total Petroleum Hydrocarbons (C9-C44) DRO	100	-	107	7.06 J	310	141	< 42.2	21.7 J	< 35.9	97.8	280	7.62 J
Total Petroleum Hydrocarbons (C28-C40)	-	-	-	-	-	-	-	-	-	-	-	-

NOTES

- Bold where detected; highlighted where exceeds
- Results reported in mg/kg
- mg/kg = milligrams per kilogram
- ft bgs = feet below ground surface
- = screening level not available/sample not analyzed
- < = not detected at the indicated reporting limit
- J = estimated value
- SVOCs = semi-volatile organic compounds
- TPH = total petroleum hydrocarbons
- 1. DC Tier 0 Standards from the Tier 0 Standard Final Rulemaking published at 40 DCR 7835, 7892 (November 12, 1993); as amended by Final Rulemaking published at 46 DCR 7699 (October 1, 1999)
- 2. United States Environmental Protection Agency (EPA) Regional Screening Level (RSL) Summary Table (June 2015)

TABLE 1
 SUMMARY OF SOIL SAMPLE ANALYTICAL RESULTS AND EXCEEDANCES - SVOCs AND TPH
 BUZZARD POINT D.C. UNITED SOCCER STADIUM DEVELOPMENT
 WASHINGTON, D.C.

Location Sample Date Sample Name Sample Type Sample Depth Interval (ft bgs)	DC Tier 0 Soil Standards ¹	EPA Regional Screening Level for Industrial Soil ²	DP-019 07/07/2015 DP-019-SO-100-01 Primary 9.5 - 10	DP-020 07/07/2015 DP-020-SO-010-01 Primary 0.5 - 1	DP-020 07/07/2015 DP-020-SO-050-01 Primary 4.5 - 5	DP-021 07/07/2015 DP-021-SO-010-01 Primary 0.5 - 1	DP-021 07/07/2015 DP-021-SO-010-02 Duplicate 0.5 - 1	DP-021 07/07/2015 DP-021-SO-050-01 Primary 4.5 - 5	DP-021 07/07/2015 DP-021-SO-100-01 Primary 9.5 - 10	DP-022 07/07/2015 DP-022-SO-010-01 Primary 0.5 - 1	DP-022 07/07/2015 DP-022-SO-050-01 Primary 4.5 - 5	DP-022 07/07/2015 DP-022-SO-100-01 Primary 9.5 - 10
Semi-Volatile Organic Compounds (mg/kg)												
1,2,4-Trichlorobenzene	-	110	-	-	-	-	-	-	-	-	-	-
1,2-Dichlorobenzene	-	9300	-	-	-	-	-	-	-	-	-	-
1,3-Dichlorobenzene	-	-	-	-	-	-	-	-	-	-	-	-
1,4-Dichlorobenzene	-	11	-	-	-	-	-	-	-	-	-	-
1-Methylnaphthalene	-	73	-	-	-	-	-	-	-	-	-	-
2,2'-oxybis(1-Chloropropane)	-	22	-	-	-	-	-	-	-	-	-	-
2,4,5-Trichlorophenol	-	82000	-	-	-	-	-	-	-	-	-	-
2,4,6-Trichlorophenol	-	210	-	-	-	-	-	-	-	-	-	-
2,4-Dichlorophenol	-	2500	-	-	-	-	-	-	-	-	-	-
2,4-Dimethylphenol	-	16000	-	-	-	-	-	-	-	-	-	-
2,4-Dinitrophenol	-	1600	-	-	-	-	-	-	-	-	-	-
2,4-Dinitrotoluene	-	7.4	-	-	-	-	-	-	-	-	-	-
2,6-Dinitrotoluene	-	1.5	-	-	-	-	-	-	-	-	-	-
2-Chloronaphthalene	-	60000	< 0.21	< 0.18	< 0.19	< 0.20	< 0.20	< 0.39	< 0.21	< 0.39	< 0.42	< 0.21
2-Chlorophenol	-	5800	-	-	-	-	-	-	-	-	-	-
2-Methylnaphthalene	-	3000	< 0.25	< 0.22	< 0.23	< 0.24	< 0.24	< 0.47	< 0.25	< 0.46	< 0.50	< 0.26
2-Methylphenol	-	41000	-	-	-	-	-	-	-	-	-	-
2-Nitroaniline	-	8000	-	-	-	-	-	-	-	-	-	-
2-Nitrophenol	-	-	-	-	-	-	-	-	-	-	-	-
3&4-Methylphenol	-	-	-	-	-	-	-	-	-	-	-	-
3,3'-Dichlorobenzidine	-	5.1	-	-	-	-	-	-	-	-	-	-
3-Nitroaniline	-	-	-	-	-	-	-	-	-	-	-	-
4,6-Dinitro-2-methylphenol	-	66	-	-	-	-	-	-	-	-	-	-
4-Bromophenyl phenyl ether	-	-	-	-	-	-	-	-	-	-	-	-
4-Chloro-3-methylphenol	-	82000	-	-	-	-	-	-	-	-	-	-
4-Chloroaniline	-	11	-	-	-	-	-	-	-	-	-	-
4-Chlorophenyl phenyl ether	-	-	-	-	-	-	-	-	-	-	-	-
4-Nitroaniline	-	110	-	-	-	-	-	-	-	-	-	-
4-Nitrophenol	-	-	-	-	-	-	-	-	-	-	-	-
Acenaphthene	-	45000	< 0.17	0.048 J	< 0.16	0.042 J	0.10 J	< 0.31	< 0.17	< 0.31	0.15 J	< 0.17
Acenaphthylene	-	-	< 0.17	0.13 J	< 0.16	0.18	0.19	0.12 J	< 0.17	0.66	0.32 J	< 0.17
Aniline	-	400	-	-	-	-	-	-	-	-	-	-
Anthracene	-	230000	< 0.12	0.18	< 0.12	0.24	0.31	0.11 J	< 0.13	0.51	0.51	< 0.13
Benzo(a)anthracene	-	2.9	< 0.12	1.1	0.073 J	1.3	1.1	0.66	0.088 J	2.6	1.9	< 0.13
Benzo(a)pyrene	-	0.29	< 0.17	1.1	0.064 J	1.4	1.1	0.67	0.082 J	2.7	2.2	< 0.17
Benzo(b)fluoranthene	-	2.9	< 0.12	1.5	0.082 J	1.8	1.4	0.97	0.10 J	3.6	3.3	< 0.13
Benzo(g,h,i)perylene	-	-	< 0.17	0.76	0.047 J	0.84	0.72	0.42	0.044 J	1.7	1.6	< 0.17
Benzo(k)fluoranthene	-	29	< 0.12	0.52	< 0.12	0.68	0.56	0.4	< 0.13	1.4	0.96	< 0.13
Benzoic acid	-	3.30E+06	-	-	-	-	-	-	-	-	-	-
Benzyl Alcohol	-	82000	-	-	-	-	-	-	-	-	-	-
bis(2-Chloroethoxy)methane	-	2500	-	-	-	-	-	-	-	-	-	-
bis(2-Chloroethyl)ether	-	1	-	-	-	-	-	-	-	-	-	-
bis(2-Ethylhexyl)phthalate	-	160	-	-	-	-	-	-	-	-	-	-
Butyl benzylphthalate	-	1200	-	-	-	-	-	-	-	-	-	-
Chrysene	-	290	< 0.12	1.1	0.078 J	1.4	1.1	0.76	0.087 J	2.7	2.6	< 0.13
Dibenz(a,h)anthracene	-	0.29	< 0.12	0.2	< 0.12	0.22	0.18	0.11 J	< 0.13	0.42	0.33	< 0.13
Dibenzofuran	-	1000	-	-	-	-	-	-	-	-	-	-
Diethyl phthalate	-	660000	-	-	-	-	-	-	-	-	-	-

TABLE 1
 SUMMARY OF SOIL SAMPLE ANALYTICAL RESULTS AND EXCEEDANCES - SVOCs AND TPH
 BUZZARD POINT D.C. UNITED SOCCER STADIUM DEVELOPMENT
 WASHINGTON, D.C.

Location Sample Date Sample Name Sample Type Sample Depth Interval (ft bgs)	DC Tier 0 Soil Standards ¹	EPA Regional Screening Level for Industrial Soil ²	DP-019 07/07/2015 DP-019-SO-100-01 Primary 9.5 - 10	DP-020 07/07/2015 DP-020-SO-010-01 Primary 0.5 - 1	DP-020 07/07/2015 DP-020-SO-050-01 Primary 4.5 - 5	DP-021 07/07/2015 DP-021-SO-010-01 Primary 0.5 - 1	DP-021 07/07/2015 DP-021-SO-010-02 Duplicate 0.5 - 1	DP-021 07/07/2015 DP-021-SO-050-01 Primary 4.5 - 5	DP-021 07/07/2015 DP-021-SO-100-01 Primary 9.5 - 10	DP-022 07/07/2015 DP-022-SO-010-01 Primary 0.5 - 1	DP-022 07/07/2015 DP-022-SO-050-01 Primary 4.5 - 5	DP-022 07/07/2015 DP-022-SO-100-01 Primary 9.5 - 10
Dimethyl phthalate	-	-	-	-	-	-	-	-	-	-	-	-
Di-n-butylphthalate	-	82000	-	-	-	-	-	-	-	-	-	-
Di-n-octyl phthalate	-	8200	-	-	-	-	-	-	-	-	-	-
Fluoranthene	-	30000	< 0.12	1.8	0.11 J	2.4	1.7	1.1	0.15	3.8	5	< 0.13
Fluorene	-	30000	< 0.21	< 0.18	< 0.19	< 0.20	0.10 J	< 0.39	< 0.21	< 0.39	0.18 J	< 0.21
Hexachlorobenzene	-	0.96	-	-	-	-	-	-	-	-	-	-
Hexachlorobutadiene	-	5.3	-	-	-	-	-	-	-	-	-	-
Hexachlorocyclopentadiene	-	7.5	-	-	-	-	-	-	-	-	-	-
Hexachloroethane	-	8	-	-	-	-	-	-	-	-	-	-
Indeno(1,2,3-cd)pyrene	-	2.9	< 0.17	0.86	0.048 J	0.92	0.76	0.47	0.051 J	1.9	1.7	< 0.17
Isophorone	-	2400	-	-	-	-	-	-	-	-	-	-
Naphthalene	-	17	< 0.21	< 0.18	< 0.19	0.076 J	0.084 J	< 0.39	< 0.21	0.15 J	0.33 J	< 0.21
Nitrobenzene	-	22	-	-	-	-	-	-	-	-	-	-
N-Nitrosodimethylamine	-	0.034	-	-	-	-	-	-	-	-	-	-
N-Nitrosodi-n-propylamine	-	0.33	-	-	-	-	-	-	-	-	-	-
N-Nitrosodiphenylamine	-	470	-	-	-	-	-	-	-	-	-	-
Pentachlorophenol	-	4	-	-	-	-	-	-	-	-	-	-
Phenanthrene	-	-	< 0.12	0.62	0.067 J	0.89	1.2	0.46	0.083 J	1.5	3.4	< 0.13
Phenol	-	250000	-	-	-	-	-	-	-	-	-	-
Pyrene	-	23000	< 0.12	1.7	0.11 J	2.1	1.6	0.98	0.13	3.4	4.3	< 0.13
Total Petroleum Hydrocarbons (mg/kg)												
Gasoline Range Organics (C6-C10)	100	-	2.0 J	< 2.7	< 2.6	< 2.6	< 3.0	< 2.7	< 2.8	1.9 J	< 2.9	< 3.1
Total Petroleum Hydrocarbons (C10-C28) DRO	100	-	-	-	-	-	-	-	-	-	-	-
Total Petroleum Hydrocarbons (C9-C44) DRO	100	-	< 39.8	255	332	88.5	381	84.3	33.2 J	581	276	19.8 J
Total Petroleum Hydrocarbons (C28-C40)	-	-	-	-	-	-	-	-	-	-	-	-

NOTES

- Bold where detected; highlighted where exceeds
- Results reported in mg/kg
- mg/kg = milligrams per kilogram
- ft bgs = feet below ground surface
- = screening level not available/sample not analyzed
- < = not detected at the indicated reporting limit
- J = estimated value
- SVOCs = semi-volatile organic compounds
- TPH = total petroleum hydrocarbons
- 1. DC Tier 0 Standards from the Tier 0 Standard Final Rulemaking published at 40 DCR 7835, 7892 (November 12, 1993); as amended by Final Rulemaking published at 46 DCR 7699 (October 1, 1999)
- 2. United States Environmental Protection Agency (EPA) Regional Screening Level (RSL) Summary Table (June 2015)

TABLE 1
 SUMMARY OF SOIL SAMPLE ANALYTICAL RESULTS AND EXCEEDANCES - SVOCs AND TPH
 BUZZARD POINT D.C. UNITED SOCCER STADIUM DEVELOPMENT
 WASHINGTON, D.C.

Location Sample Date Sample Name Sample Type Sample Depth Interval (ft bgs)	DC Tier 0 Soil Standards ¹	EPA Regional Screening Level for Industrial Soil ²	DP-023 07/08/2015 DP-023-SO-010-01 Primary 0.5 - 1	DP-023 07/08/2015 DP-023-SO-050-01 Primary 4.5 - 5	DP-023 07/08/2015 DP-023-SO-100-01 Primary 9.5 - 10	DP-024 07/07/2015 DP-024-SO-010-01 Primary 0.5 - 1	DP-024 07/07/2015 DP-024-SO-050-01 Primary 4.5 - 5	DP-024 07/08/2015 DP-024-SO-100-01 Primary 9.5 - 10	DP-024 07/08/2015 DP-024-SO-100-02 Duplicate 9.5 - 10	DP-025 07/07/2015 DP-025-SO-010-01 Primary 0.5 - 1	DP-025 07/07/2015 DP-025-SO-050-01 Primary 4.5 - 5	DP-025 07/07/2015 DP-025-SO-100-01 Primary 9.5 - 10
Semi-Volatile Organic Compounds (mg/kg)												
1,2,4-Trichlorobenzene	-	110	-	-	-	-	-	-	-	-	-	-
1,2-Dichlorobenzene	-	9300	-	-	-	-	-	-	-	-	-	-
1,3-Dichlorobenzene	-	-	-	-	-	-	-	-	-	-	-	-
1,4-Dichlorobenzene	-	11	-	-	-	-	-	-	-	-	-	-
1-Methylnaphthalene	-	73	-	-	-	-	-	-	-	-	-	-
2,2'-oxybis(1-Chloropropane)	-	22	-	-	-	-	-	-	-	-	-	-
2,4,5-Trichlorophenol	-	82000	-	-	-	-	-	-	-	-	-	-
2,4,6-Trichlorophenol	-	210	-	-	-	-	-	-	-	-	-	-
2,4-Dichlorophenol	-	2500	-	-	-	-	-	-	-	-	-	-
2,4-Dimethylphenol	-	16000	-	-	-	-	-	-	-	-	-	-
2,4-Dinitrophenol	-	1600	-	-	-	-	-	-	-	-	-	-
2,4-Dinitrotoluene	-	7.4	-	-	-	-	-	-	-	-	-	-
2,6-Dinitrotoluene	-	1.5	-	-	-	-	-	-	-	-	-	-
2-Chloronaphthalene	-	60000	< 0.18	< 0.19	< 0.21	< 0.19	< 0.97	< 0.21	< 0.20	< 0.37	< 1.2	< 0.20
2-Chlorophenol	-	5800	-	-	-	-	-	-	-	-	-	-
2-Methylnaphthalene	-	3000	< 0.22	< 0.23	< 0.25	0.11 J	< 1.2	< 0.25	< 0.24	< 0.45	2.8	< 0.24
2-Methylphenol	-	41000	-	-	-	-	-	-	-	-	-	-
2-Nitroaniline	-	8000	-	-	-	-	-	-	-	-	-	-
2-Nitrophenol	-	-	-	-	-	-	-	-	-	-	-	-
3&4-Methylphenol	-	-	-	-	-	-	-	-	-	-	-	-
3,3'-Dichlorobenzidine	-	5.1	-	-	-	-	-	-	-	-	-	-
3-Nitroaniline	-	-	-	-	-	-	-	-	-	-	-	-
4,6-Dinitro-2-methylphenol	-	66	-	-	-	-	-	-	-	-	-	-
4-Bromophenyl phenyl ether	-	-	-	-	-	-	-	-	-	-	-	-
4-Chloro-3-methylphenol	-	82000	-	-	-	-	-	-	-	-	-	-
4-Chloroaniline	-	11	-	-	-	-	-	-	-	-	-	-
4-Chlorophenyl phenyl ether	-	-	-	-	-	-	-	-	-	-	-	-
4-Nitroaniline	-	110	-	-	-	-	-	-	-	-	-	-
4-Nitrophenol	-	-	-	-	-	-	-	-	-	-	-	-
Acenaphthene	-	45000	0.055 J	< 0.16	< 0.16	0.057 J	0.22 J	< 0.16	< 0.16	< 0.30	0.53 J	< 0.16
Acenaphthylene	-	-	0.17	< 0.16	< 0.16	0.2	0.23 J	< 0.16	< 0.16	< 0.30	7.9	< 0.16
Aniline	-	400	-	-	-	-	-	-	-	-	-	-
Anthracene	-	230000	0.34	0.055 J	< 0.12	0.24	0.98	< 0.12	< 0.12	0.13 J	2.3	< 0.12
Benzo(a)anthracene	-	2.9	2.2	0.2	< 0.12	0.92	2.8	< 0.12	< 0.12	0.54	12	< 0.12
Benzo(a)pyrene	-	0.29	2.1	0.15 J	< 0.16	0.99	2.5	< 0.16	< 0.16	0.5	13	< 0.16
Benzo(b)fluoranthene	-	2.9	2.8	0.18	< 0.12	1.2	3	< 0.12	< 0.12	0.65	16	< 0.12
Benzo(g,h,i)perylene	-	-	1.4	0.081 J	< 0.16	0.6	1.5	< 0.16	< 0.16	0.31	6.8	< 0.16
Benzo(k)fluoranthene	-	29	0.93	0.079 J	< 0.12	0.48	1.3	< 0.12	< 0.12	0.26	11	< 0.12
Benzoic acid	-	3.30E+06	-	-	-	-	-	-	-	-	-	-
Benzyl Alcohol	-	82000	-	-	-	-	-	-	-	-	-	-
bis(2-Chloroethoxy)methane	-	2500	-	-	-	-	-	-	-	-	-	-
bis(2-Chloroethyl)ether	-	1	-	-	-	-	-	-	-	-	-	-
bis(2-Ethylhexyl)phthalate	-	160	-	-	-	-	-	-	-	-	-	-
Butyl benzylphthalate	-	1200	-	-	-	-	-	-	-	-	-	-
Chrysene	-	290	1.8	0.18	< 0.12	1.1	2.6	< 0.12	< 0.12	0.54	22	< 0.12
Dibenz(a,h)anthracene	-	0.29	0.36	< 0.12	< 0.12	0.16	0.47 J	< 0.12	< 0.12	0.088 J	1.6	< 0.12
Dibenzofuran	-	1000	-	-	-	-	-	-	-	-	-	-
Diethyl phthalate	-	660000	-	-	-	-	-	-	-	-	-	-

TABLE 1
 SUMMARY OF SOIL SAMPLE ANALYTICAL RESULTS AND EXCEEDANCES - SVOCs AND TPH
 BUZZARD POINT D.C. UNITED SOCCER STADIUM DEVELOPMENT
 WASHINGTON, D.C.

Location Sample Date Sample Name Sample Type Sample Depth Interval (ft bgs)	DC Tier 0 Soil Standards ¹	EPA Regional Screening Level for Industrial Soil ²	DP-023 07/08/2015 DP-023-SO-010-01 Primary 0.5 - 1	DP-023 07/08/2015 DP-023-SO-050-01 Primary 4.5 - 5	DP-023 07/08/2015 DP-023-SO-100-01 Primary 9.5 - 10	DP-024 07/07/2015 DP-024-SO-010-01 Primary 0.5 - 1	DP-024 07/07/2015 DP-024-SO-050-01 Primary 4.5 - 5	DP-024 07/08/2015 DP-024-SO-100-01 Primary 9.5 - 10	DP-024 07/08/2015 DP-024-SO-100-02 Duplicate 9.5 - 10	DP-025 07/07/2015 DP-025-SO-010-01 Primary 0.5 - 1	DP-025 07/07/2015 DP-025-SO-050-01 Primary 4.5 - 5	DP-025 07/07/2015 DP-025-SO-100-01 Primary 9.5 - 10
Dimethyl phthalate	-	-	-	-	-	-	-	-	-	-	-	-
Di-n-butylphthalate	-	82000	-	-	-	-	-	-	-	-	-	-
Di-n-octyl phthalate	-	8200	-	-	-	-	-	-	-	-	-	-
Fluoranthene	-	30000	3.6	0.34	< 0.12	1.8	5.6	0.054 J	< 0.12	0.88	46	< 0.12
Fluorene	-	30000	< 0.18	< 0.19	< 0.21	0.079 J	0.32 J	< 0.21	< 0.20	< 0.37	1.9	< 0.20
Hexachlorobenzene	-	0.96	-	-	-	-	-	-	-	-	-	-
Hexachlorobutadiene	-	5.3	-	-	-	-	-	-	-	-	-	-
Hexachlorocyclopentadiene	-	7.5	-	-	-	-	-	-	-	-	-	-
Hexachloroethane	-	8	-	-	-	-	-	-	-	-	-	-
Indeno(1,2,3-cd)pyrene	-	2.9	1.6	0.099 J	< 0.16	0.68	1.8	< 0.16	< 0.16	0.33	7.9	< 0.16
Isophorone	-	2400	-	-	-	-	-	-	-	-	-	-
Naphthalene	-	17	< 0.18	< 0.19	< 0.21	0.096 J	< 0.97	< 0.21	< 0.20	< 0.37	3.8	< 0.20
Nitrobenzene	-	22	-	-	-	-	-	-	-	-	-	-
N-Nitrosodimethylamine	-	0.034	-	-	-	-	-	-	-	-	-	-
N-Nitrosodi-n-propylamine	-	0.33	-	-	-	-	-	-	-	-	-	-
N-Nitrosodiphenylamine	-	470	-	-	-	-	-	-	-	-	-	-
Pentachlorophenol	-	4	-	-	-	-	-	-	-	-	-	-
Phenanthrene	-	-	1.2	0.18	< 0.12	1.2	3.6	< 0.12	< 0.12	0.41	63	< 0.12
Phenol	-	250000	-	-	-	-	-	-	-	-	-	-
Pyrene	-	23000	3.4	0.3	< 0.12	1.6	4.7	0.046 J	< 0.12	0.76	42	< 0.12
Total Petroleum Hydrocarbons (mg/kg)												
Gasoline Range Organics (C6-C10)	100	-	< 2.6	< 2.8	< 3.0	< 2.7	2.8	2.9 J	< 3.1	< 2.5	5.5	6.9
Total Petroleum Hydrocarbons (C10-C28) DRO	100	-	-	-	-	-	-	-	-	-	-	-
Total Petroleum Hydrocarbons (C9-C44) DRO	100	-	475	29.7 J	5.4 J	473	461	34.6 J	26.5 J	312	13,200	317
Total Petroleum Hydrocarbons (C28-C40)	-	-	-	-	-	-	-	-	-	-	-	-

NOTES

- Bold where detected; highlighted where exceeds
- Results reported in mg/kg
- mg/kg = milligrams per kilogram
- ft bgs = feet below ground surface
- = screening level not available/sample not analyzed
- < = not detected at the indicated reporting limit
- J = estimated value
- SVOCs = semi-volatile organic compounds
- TPH = total petroleum hydrocarbons
- 1. DC Tier 0 Standards from the Tier 0 Standard Final Rulemaking published at 40 DCR 7835, 7892 (November 12, 1993); as amended by Final Rulemaking published at 46 DCR 7699 (October 1, 1999)
- 2. United States Environmental Protection Agency (EPA) Regional Screening Level (RSL) Summary Table (June 2015)

TABLE 1
 SUMMARY OF SOIL SAMPLE ANALYTICAL RESULTS AND EXCEEDANCES - SVOCs AND TPH
 BUZZARD POINT D.C. UNITED SOCCER STADIUM DEVELOPMENT
 WASHINGTON, D.C.

Location Sample Date Sample Name Sample Type Sample Depth Interval (ft bgs)	DC Tier 0 Soil Standards ¹	EPA Regional Screening Level for Industrial Soil ²	DP-026 07/07/2015 DP-026-SO-010-01 Primary 0.5 - 1	DP-026 07/07/2015 DP-026-SO-050-01 Primary 4.5 - 5	DP-026 07/07/2015 DP-026-SO-100-01 Primary 9.5 - 10	DP-027 07/08/2015 DP-027-SO-010-01 Primary 0.5 - 1	DP-027 07/08/2015 DP-027-SO-080-01 Primary 7.5 - 8	DP-028 07/08/2015 DP-028-SO-010-01 Primary 0.5 - 1	DP-028 07/08/2015 DP-028-SO-010-02 Duplicate 0.5 - 1	DP-028 07/08/2015 DP-028-SO-095-01 Primary 9 - 9.5	DP-028 07/08/2015 DP-028-SO-110-01 Primary 9.5 - 10	DP-029 07/08/2015 DP-029-SO-010-01 Primary 0.5 - 1
Semi-Volatile Organic Compounds (mg/kg)												
1,2,4-Trichlorobenzene	-	110	-	-	-	-	-	-	-	-	-	-
1,2-Dichlorobenzene	-	9300	-	-	-	-	-	-	-	-	-	-
1,3-Dichlorobenzene	-	-	-	-	-	-	-	-	-	-	-	-
1,4-Dichlorobenzene	-	11	-	-	-	-	-	-	-	-	-	-
1-Methylnaphthalene	-	73	-	-	-	-	-	-	-	-	-	-
2,2'-oxybis(1-Chloropropane)	-	22	-	-	-	-	-	-	-	-	-	-
2,4,5-Trichlorophenol	-	82000	-	-	-	-	-	-	-	-	-	-
2,4,6-Trichlorophenol	-	210	-	-	-	-	-	-	-	-	-	-
2,4-Dichlorophenol	-	2500	-	-	-	-	-	-	-	-	-	-
2,4-Dimethylphenol	-	16000	-	-	-	-	-	-	-	-	-	-
2,4-Dinitrophenol	-	1600	-	-	-	-	-	-	-	-	-	-
2,4-Dinitrotoluene	-	7.4	-	-	-	-	-	-	-	-	-	-
2,6-Dinitrotoluene	-	1.5	-	-	-	-	-	-	-	-	-	-
2-Chloronaphthalene	-	60000	< 0.92	< 1.1	< 0.50	< 0.18	< 0.24	< 0.19	< 0.19	< 1.1	< 0.21	< 0.19
2-Chlorophenol	-	5800	-	-	-	-	-	-	-	-	-	-
2-Methylnaphthalene	-	3000	< 1.1	0.48 J	< 0.60	< 0.22	0.081 J	< 0.23	0.15 J	< 1.3	< 0.26	< 0.23
2-Methylphenol	-	41000	-	-	-	-	-	-	-	-	-	-
2-Nitroaniline	-	8000	-	-	-	-	-	-	-	-	-	-
2-Nitrophenol	-	-	-	-	-	-	-	-	-	-	-	-
3&4-Methylphenol	-	-	-	-	-	-	-	-	-	-	-	-
3,3'-Dichlorobenzidine	-	5.1	-	-	-	-	-	-	-	-	-	-
3-Nitroaniline	-	-	-	-	-	-	-	-	-	-	-	-
4,6-Dinitro-2-methylphenol	-	66	-	-	-	-	-	-	-	-	-	-
4-Bromophenyl phenyl ether	-	-	-	-	-	-	-	-	-	-	-	-
4-Chloro-3-methylphenol	-	82000	-	-	-	-	-	-	-	-	-	-
4-Chloroaniline	-	11	-	-	-	-	-	-	-	-	-	-
4-Chlorophenyl phenyl ether	-	-	-	-	-	-	-	-	-	-	-	-
4-Nitroaniline	-	110	-	-	-	-	-	-	-	-	-	-
4-Nitrophenol	-	-	-	-	-	-	-	-	-	-	-	-
Acenaphthene	-	45000	< 0.74	0.64 J	< 0.40	< 0.14	0.2	< 0.15	0.45	< 0.90	< 0.17	0.10 J
Acenaphthylene	-	-	0.31 J	< 0.85	< 0.40	< 0.14	0.050 J	< 0.15	0.047 J	< 0.90	< 0.17	0.089 J
Aniline	-	400	-	-	-	-	-	-	-	-	-	-
Anthracene	-	230000	0.93	1.8	0.19 J	0.089 J	0.43	0.082 J	1.1	< 0.67	< 0.13	0.41
Benzo(a)anthracene	-	2.9	3.8	3.9	0.58	0.43	0.74	0.4	3	< 0.67	< 0.13	2.6
Benzo(a)pyrene	-	0.29	3.3	3.1	0.55	0.38	0.53	0.37	2.6	< 0.90	< 0.17	2.5
Benzo(b)fluoranthene	-	2.9	4.2	3.8	0.66	0.48	0.65	0.45	3.3	< 0.67	< 0.13	3.4
Benzo(g,h,i)perylene	-	-	2.1	2	0.4	0.23	0.3	0.23	1.6	< 0.90	< 0.17	1.5
Benzo(k)fluoranthene	-	29	1.7	1.6	0.21 J	0.17	0.25	0.19	1.1	< 0.67	< 0.13	1.1
Benzoic acid	-	3.30E+06	-	-	-	-	-	-	-	-	-	-
Benzyl Alcohol	-	82000	-	-	-	-	-	-	-	-	-	-
bis(2-Chloroethoxy)methane	-	2500	-	-	-	-	-	-	-	-	-	-
bis(2-Chloroethyl)ether	-	1	-	-	-	-	-	-	-	-	-	-
bis(2-Ethylhexyl)phthalate	-	160	-	-	-	-	-	-	-	-	-	-
Butyl benzylphthalate	-	1200	-	-	-	-	-	-	-	-	-	-
Chrysene	-	290	3.3	3.9	0.57	0.39	0.7	0.4	3	0.22 J	< 0.13	2.4
Dibenz(a,h)anthracene	-	0.29	0.6	0.52 J	0.13 J	0.060 J	< 0.14	0.066 J	0.4	< 0.67	< 0.13	0.44
Dibenzofuran	-	1000	-	-	-	-	-	-	-	-	-	-
Diethyl phthalate	-	660000	-	-	-	-	-	-	-	-	-	-

TABLE 1
 SUMMARY OF SOIL SAMPLE ANALYTICAL RESULTS AND EXCEEDANCES - SVOCs AND TPH
 BUZZARD POINT D.C. UNITED SOCCER STADIUM DEVELOPMENT
 WASHINGTON, D.C.

Location Sample Date Sample Name Sample Type Sample Depth Interval (ft bgs)	DC Tier 0 Soil Standards ¹	EPA Regional Screening Level for Industrial Soil ²	DP-026 07/07/2015 DP-026-SO-010-01 Primary 0.5 - 1	DP-026 07/07/2015 DP-026-SO-050-01 Primary 4.5 - 5	DP-026 07/07/2015 DP-026-SO-100-01 Primary 9.5 - 10	DP-027 07/08/2015 DP-027-SO-010-01 Primary 0.5 - 1	DP-027 07/08/2015 DP-027-SO-080-01 Primary 7.5 - 8	DP-028 07/08/2015 DP-028-SO-010-01 Primary 0.5 - 1	DP-028 07/08/2015 DP-028-SO-010-02 Duplicate 0.5 - 1	DP-028 07/08/2015 DP-028-SO-095-01 Primary 9 - 9.5	DP-028 07/08/2015 DP-028-SO-110-01 Primary 9.5 - 10	DP-029 07/08/2015 DP-029-SO-010-01 Primary 0.5 - 1
Dimethyl phthalate	-	-	-	-	-	-	-	-	-	-	-	-
Di-n-butylphthalate	-	82000	-	-	-	-	-	-	-	-	-	-
Di-n-octyl phthalate	-	8200	-	-	-	-	-	-	-	-	-	-
Fluoranthene	-	30000	8	9	1.5	0.83	1.9	0.72	6.2	0.38 J	< 0.13	4.8
Fluorene	-	30000	< 0.92	0.67 J	< 0.50	< 0.18	0.25	< 0.19	0.35	< 1.1	< 0.21	0.078 J
Hexachlorobenzene	-	0.96	-	-	-	-	-	-	-	-	-	-
Hexachlorobutadiene	-	5.3	-	-	-	-	-	-	-	-	-	-
Hexachlorocyclopentadiene	-	7.5	-	-	-	-	-	-	-	-	-	-
Hexachloroethane	-	8	-	-	-	-	-	-	-	-	-	-
Indeno(1,2,3-cd)pyrene	-	2.9	2.5	2.1	0.37 J	0.27	0.32	0.26	1.7	< 0.90	< 0.17	1.7
Isophorone	-	2400	-	-	-	-	-	-	-	-	-	-
Naphthalene	-	17	< 0.92	0.48 J	< 0.50	< 0.18	0.49	< 0.19	0.24	< 1.1	< 0.21	< 0.19
Nitrobenzene	-	22	-	-	-	-	-	-	-	-	-	-
N-Nitrosodimethylamine	-	0.034	-	-	-	-	-	-	-	-	-	-
N-Nitrosodi-n-propylamine	-	0.33	-	-	-	-	-	-	-	-	-	-
N-Nitrosodiphenylamine	-	470	-	-	-	-	-	-	-	-	-	-
Pentachlorophenol	-	4	-	-	-	-	-	-	-	-	-	-
Phenanthrene	-	-	3.8	7.8	0.64	0.3	1.7	0.31	5.2	0.29 J	< 0.13	1.2
Phenol	-	250000	-	-	-	-	-	-	-	-	-	-
Pyrene	-	23000	6.8	7.6	1.2	0.75	1.5	0.66	7.3	0.36 J	< 0.13	4.8
Total Petroleum Hydrocarbons (mg/kg)												
Gasoline Range Organics (C6-C10)	100	-	< 2.6	< 3.2	3.9	< 2.7	3.1 J	< 2.7	< 2.8	3.1 J	2.3 J	< 2.9
Total Petroleum Hydrocarbons (C10-C28) DRO	100	-	-	-	-	-	-	-	-	-	-	-
Total Petroleum Hydrocarbons (C9-C44) DRO	100	-	734	383	38,900	240	14,500	144	330	54,000	95.2	988
Total Petroleum Hydrocarbons (C28-C40)	-	-	-	-	-	-	-	-	-	-	-	-

NOTES

- Bold where detected; highlighted where exceeds
- Results reported in mg/kg
- mg/kg = milligrams per kilogram
- ft bgs = feet below ground surface
- = screening level not available/sample not analyzed
- < = not detected at the indicated reporting limit
- J = estimated value
- SVOCs = semi-volatile organic compounds
- TPH = total petroleum hydrocarbons
- 1. DC Tier 0 Standards from the Tier 0 Standard Final Rulemaking published at 40 DCR 7835, 7892 (November 12, 1993); as amended by Final Rulemaking published at 46 DCR 7699 (October 1, 1999)
- 2. United States Environmental Protection Agency (EPA) Regional Screening Level (RSL) Summary Table (June 2015)

TABLE 1
 SUMMARY OF SOIL SAMPLE ANALYTICAL RESULTS AND EXCEEDANCES - SVOCs AND TPH
 BUZZARD POINT D.C. UNITED SOCCER STADIUM DEVELOPMENT
 WASHINGTON, D.C.

Location Sample Date Sample Name Sample Type Sample Depth Interval (ft bgs)	DC Tier 0 Soil Standards ¹	EPA Regional Screening Level for Industrial Soil ²	DP-029 07/08/2015 DP-029-SO-090-01 Primary 8.5 - 9	DP-030 07/08/2015 DP-030-SO-010-01 Primary 0.5 - 1	DP-030 07/08/2015 DP-030-SO-100-01 Primary 9.5 - 10	DP-031 07/08/2015 DP-031-SO-010-01 Primary 0.5 - 1	DP-031 07/08/2015 DP-031-SO-100-01 Primary 9.5 - 10	DP-031 07/08/2015 DP-031-SO-110-01 Primary 9.5 - 10	DP-031 07/08/2015 DP-031-SO-110-02 Duplicate 9.5 - 10	DP-032 07/08/2015 DP-032-SO-010-01 Primary 0.5 - 1	DP-032 07/08/2015 DP-032-SO-110-01 Primary 9.5 - 10	DP-033 07/09/2015 DP-033-SO-010-01 Primary 0.5 - 1
Semi-Volatile Organic Compounds (mg/kg)												
1,2,4-Trichlorobenzene	-	110	-	-	-	-	-	-	-	-	-	-
1,2-Dichlorobenzene	-	9300	-	-	-	-	-	-	-	-	-	-
1,3-Dichlorobenzene	-	-	-	-	-	-	-	-	-	-	-	-
1,4-Dichlorobenzene	-	11	-	-	-	-	-	-	-	-	-	-
1-Methylnaphthalene	-	73	-	-	-	-	-	-	-	-	-	-
2,2'-oxybis(1-Chloropropane)	-	22	-	-	-	-	-	-	-	-	-	-
2,4,5-Trichlorophenol	-	82000	-	-	-	-	-	-	-	-	-	-
2,4,6-Trichlorophenol	-	210	-	-	-	-	-	-	-	-	-	-
2,4-Dichlorophenol	-	2500	-	-	-	-	-	-	-	-	-	-
2,4-Dimethylphenol	-	16000	-	-	-	-	-	-	-	-	-	-
2,4-Dinitrophenol	-	1600	-	-	-	-	-	-	-	-	-	-
2,4-Dinitrotoluene	-	7.4	-	-	-	-	-	-	-	-	-	-
2,6-Dinitrotoluene	-	1.5	-	-	-	-	-	-	-	-	-	-
2-Chloronaphthalene	-	60000	< 0.21	< 0.19	< 1.1	< 0.97	< 0.26	< 0.20	< 0.20	< 0.18	< 0.21	< 0.38
2-Chlorophenol	-	5800	-	-	-	-	-	-	-	-	-	-
2-Methylnaphthalene	-	3000	0.095 J	< 0.22	< 1.3	< 1.2	< 0.31	< 0.24	< 0.24	< 0.22	< 0.25	1.9
2-Methylphenol	-	41000	-	-	-	-	-	-	-	-	-	-
2-Nitroaniline	-	8000	-	-	-	-	-	-	-	-	-	-
2-Nitrophenol	-	-	-	-	-	-	-	-	-	-	-	-
3&4-Methylphenol	-	-	-	-	-	-	-	-	-	-	-	-
3,3'-Dichlorobenzidine	-	5.1	-	-	-	-	-	-	-	-	-	-
3-Nitroaniline	-	-	-	-	-	-	-	-	-	-	-	-
4,6-Dinitro-2-methylphenol	-	66	-	-	-	-	-	-	-	-	-	-
4-Bromophenyl phenyl ether	-	-	-	-	-	-	-	-	-	-	-	-
4-Chloro-3-methylphenol	-	82000	-	-	-	-	-	-	-	-	-	-
4-Chloroaniline	-	11	-	-	-	-	-	-	-	-	-	-
4-Chlorophenyl phenyl ether	-	-	-	-	-	-	-	-	-	-	-	-
4-Nitroaniline	-	110	-	-	-	-	-	-	-	-	-	-
4-Nitrophenol	-	-	-	-	-	-	-	-	-	-	-	-
Acenaphthene	-	45000	0.21	< 0.15	< 0.86	0.64 J	< 0.21	< 0.16	< 0.16	< 0.15	< 0.16	1
Acenaphthylene	-	-	0.34	< 0.15	< 0.86	< 0.78	< 0.21	< 0.16	< 0.16	< 0.15	< 0.16	< 0.30
Aniline	-	400	-	-	-	-	-	-	-	-	-	-
Anthracene	-	230000	0.77	0.094 J	< 0.64	1.5	< 0.16	< 0.12	< 0.12	0.062 J	< 0.12	1.8
Benzo(a)anthracene	-	2.9	2.3	0.43	< 0.64	4.7	< 0.16	< 0.12	< 0.12	0.32	< 0.12	1.2
Benzo(a)pyrene	-	0.29	1.9	0.41	< 0.86	4.2	< 0.21	< 0.16	< 0.16	0.28	< 0.16	0.87
Benzo(b)fluoranthene	-	2.9	2.4	0.52	< 0.64	5.3	< 0.16	< 0.12	< 0.12	0.38	< 0.12	1
Benzo(g,h,i)perylene	-	-	1.1	0.25	< 0.86	2.5	< 0.21	< 0.16	< 0.16	0.17	< 0.16	0.43
Benzo(k)fluoranthene	-	29	0.92	0.18	< 0.64	2.2	< 0.16	< 0.12	< 0.12	0.14	< 0.12	0.43
Benzoic acid	-	3.30E+06	-	-	-	-	-	-	-	-	-	-
Benzyl Alcohol	-	82000	-	-	-	-	-	-	-	-	-	-
bis(2-Chloroethoxy)methane	-	2500	-	-	-	-	-	-	-	-	-	-
bis(2-Chloroethyl)ether	-	1	-	-	-	-	-	-	-	-	-	-
bis(2-Ethylhexyl)phthalate	-	160	-	-	-	-	-	-	-	-	-	-
Butyl benzylphthalate	-	1200	-	-	-	-	-	-	-	-	-	-
Chrysene	-	290	2.2	0.43	< 0.64	5	< 0.16	< 0.12	< 0.12	0.3	< 0.12	1.1
Dibenz(a,h)anthracene	-	0.29	0.32	0.070 J	< 0.64	0.51 J	< 0.16	< 0.12	< 0.12	0.054 J	< 0.12	0.11 J
Dibenzofuran	-	1000	-	-	-	-	-	-	-	-	-	-
Diethyl phthalate	-	660000	-	-	-	-	-	-	-	-	-	-

TABLE 1
 SUMMARY OF SOIL SAMPLE ANALYTICAL RESULTS AND EXCEEDANCES - SVOCs AND TPH
 BUZZARD POINT D.C. UNITED SOCCER STADIUM DEVELOPMENT
 WASHINGTON, D.C.

Location Sample Date Sample Name Sample Type Sample Depth Interval (ft bgs)	DC Tier 0 Soil Standards ¹	EPA Regional Screening Level for Industrial Soil ²	DP-029 07/08/2015 DP-029-SO-090-01 Primary 8.5 - 9	DP-030 07/08/2015 DP-030-SO-010-01 Primary 0.5 - 1	DP-030 07/08/2015 DP-030-SO-100-01 Primary 9.5 - 10	DP-031 07/08/2015 DP-031-SO-010-01 Primary 0.5 - 1	DP-031 07/08/2015 DP-031-SO-100-01 Primary 9.5 - 10	DP-031 07/08/2015 DP-031-SO-110-01 Primary 9.5 - 10	DP-031 07/08/2015 DP-031-SO-110-02 Duplicate 9.5 - 10	DP-032 07/08/2015 DP-032-SO-010-01 Primary 0.5 - 1	DP-032 07/08/2015 DP-032-SO-110-01 Primary 9.5 - 10	DP-033 07/09/2015 DP-033-SO-010-01 Primary 0.5 - 1
Dimethyl phthalate	-	-	-	-	-	-	-	-	-	-	-	-
Di-n-butylphthalate	-	82000	-	-	-	-	-	-	-	-	-	-
Di-n-octyl phthalate	-	8200	-	-	-	-	-	-	-	-	-	-
Fluoranthene	-	30000	5.7	0.83	< 0.64	12	< 0.16	< 0.12	< 0.12	0.54	< 0.12	3.8
Fluorene	-	30000	0.38	< 0.19	< 1.1	0.51 J	< 0.26	< 0.20	< 0.20	< 0.18	< 0.21	1.5
Hexachlorobenzene	-	0.96	-	-	-	-	-	-	-	-	-	-
Hexachlorobutadiene	-	5.3	-	-	-	-	-	-	-	-	-	-
Hexachlorocyclopentadiene	-	7.5	-	-	-	-	-	-	-	-	-	-
Hexachloroethane	-	8	-	-	-	-	-	-	-	-	-	-
Indeno(1,2,3-cd)pyrene	-	2.9	1.2	0.29	< 0.86	2.8	< 0.21	< 0.16	< 0.16	0.2	< 0.16	0.51
Isophorone	-	2400	-	-	-	-	-	-	-	-	-	-
Naphthalene	-	17	0.13 J	< 0.19	< 1.1	0.59 J	< 0.26	< 0.20	< 0.20	< 0.18	< 0.21	0.82
Nitrobenzene	-	22	-	-	-	-	-	-	-	-	-	-
N-Nitrosodimethylamine	-	0.034	-	-	-	-	-	-	-	-	-	-
N-Nitrosodi-n-propylamine	-	0.33	-	-	-	-	-	-	-	-	-	-
N-Nitrosodiphenylamine	-	470	-	-	-	-	-	-	-	-	-	-
Pentachlorophenol	-	4	-	-	-	-	-	-	-	-	-	-
Phenanthrene	-	-	3.4	0.32	< 0.64	7.6	< 0.16	< 0.12	< 0.12	0.21	< 0.12	5.7
Phenol	-	250000	-	-	-	-	-	-	-	-	-	-
Pyrene	-	23000	4.6	0.74	< 0.64	10	< 0.16	< 0.12	< 0.12	0.46	< 0.12	2.8
Total Petroleum Hydrocarbons (mg/kg)												
Gasoline Range Organics (C6-C10)	100	-	< 2.9	< 2.7	3.5	< 2.8	1.3 J	< 3.0	< 2.9	< 2.7	1.1 J	4.2
Total Petroleum Hydrocarbons (C10-C28) DRO	100	-	-	-	-	-	-	-	-	-	-	-
Total Petroleum Hydrocarbons (C9-C44) DRO	100	-	4,300	22 J	862	94.4	1,110	128	125	256	98.7	3,360
Total Petroleum Hydrocarbons (C28-C40)	-	-	-	-	-	-	-	-	-	-	-	-

NOTES

- Bold where detected; highlighted where exceeds
- Results reported in mg/kg
- mg/kg = milligrams per kilogram
- ft bgs = feet below ground surface
- = screening level not available/sample not analyzed
- < = not detected at the indicated reporting limit
- J = estimated value
- SVOCs = semi-volatile organic compounds
- TPH = total petroleum hydrocarbons
- 1. DC Tier 0 Standards from the Tier 0 Standard Final Rulemaking published at 40 DCR 7835, 7892 (November 12, 1993); as amended by Final Rulemaking published at 46 DCR 7699 (October 1, 1999)
- 2. United States Environmental Protection Agency (EPA) Regional Screening Level (RSL) Summary Table (June 2015)

TABLE 1
 SUMMARY OF SOIL SAMPLE ANALYTICAL RESULTS AND EXCEEDANCES - SVOCs AND TPH
 BUZZARD POINT D.C. UNITED SOCCER STADIUM DEVELOPMENT
 WASHINGTON, D.C.

Location Sample Date Sample Name Sample Type Sample Depth Interval (ft bgs)	DC Tier 0 Soil Standards ¹	EPA Regional Screening Level for Industrial Soil ²	DP-033 07/09/2015 DP-033-SO-010-02 Duplicate 0.5 - 1	DP-033 07/09/2015 DP-033-SO-050-01 Primary 4.5 - 5	DP-033 07/09/2015 DP-033-SO-100-01 Primary 9.5 - 10	DP-034 07/09/2015 DP-034-SO-010-01 Primary 0.5 - 1	DP-034 07/09/2015 DP-034-SO-050-01 Primary 4.5 - 5	DP-034 07/09/2015 DP-034-SO-100-01 Primary 9.5 - 10	DP-035 07/09/2015 DP-035-SO-010-01 Primary 0.5 - 1	DP-035 07/09/2015 DP-035-SO-050-01 Primary 4.5 - 5	DP-035 07/09/2015 DP-035-SO-100-01 Primary 9.5 - 10	DP-035 07/09/2015 DP-035-SO-100-02 Duplicate 9.5 - 10
Semi-Volatile Organic Compounds (mg/kg)												
1,2,4-Trichlorobenzene	-	110	-	-	-	-	-	-	-	-	-	-
1,2-Dichlorobenzene	-	9300	-	-	-	-	-	-	-	-	-	-
1,3-Dichlorobenzene	-	-	-	-	-	-	-	-	-	-	-	-
1,4-Dichlorobenzene	-	11	-	-	-	-	-	-	-	-	-	-
1-Methylnaphthalene	-	73	-	-	-	-	-	-	-	-	-	-
2,2'-oxybis(1-Chloropropane)	-	22	-	-	-	-	-	-	-	-	-	-
2,4,5-Trichlorophenol	-	82000	-	-	-	-	-	-	-	-	-	-
2,4,6-Trichlorophenol	-	210	-	-	-	-	-	-	-	-	-	-
2,4-Dichlorophenol	-	2500	-	-	-	-	-	-	-	-	-	-
2,4-Dimethylphenol	-	16000	-	-	-	-	-	-	-	-	-	-
2,4-Dinitrophenol	-	1600	-	-	-	-	-	-	-	-	-	-
2,4-Dinitrotoluene	-	7.4	-	-	-	-	-	-	-	-	-	-
2,6-Dinitrotoluene	-	1.5	-	-	-	-	-	-	-	-	-	-
2-Chloronaphthalene	-	60000	< 0.35	< 0.19	< 0.18	< 0.19	< 0.19	< 0.20	< 0.19	< 0.20	< 0.20	< 0.19
2-Chlorophenol	-	5800	-	-	-	-	-	-	-	-	-	-
2-Methylnaphthalene	-	3000	2	< 0.23	< 0.22	< 0.23	< 0.23	< 0.24	< 0.23	< 0.24	< 0.24	< 0.23
2-Methylphenol	-	41000	-	-	-	-	-	-	-	-	-	-
2-Nitroaniline	-	8000	-	-	-	-	-	-	-	-	-	-
2-Nitrophenol	-	-	-	-	-	-	-	-	-	-	-	-
3&4-Methylphenol	-	-	-	-	-	-	-	-	-	-	-	-
3,3'-Dichlorobenzidine	-	5.1	-	-	-	-	-	-	-	-	-	-
3-Nitroaniline	-	-	-	-	-	-	-	-	-	-	-	-
4,6-Dinitro-2-methylphenol	-	66	-	-	-	-	-	-	-	-	-	-
4-Bromophenyl phenyl ether	-	-	-	-	-	-	-	-	-	-	-	-
4-Chloro-3-methylphenol	-	82000	-	-	-	-	-	-	-	-	-	-
4-Chloroaniline	-	11	-	-	-	-	-	-	-	-	-	-
4-Chlorophenyl phenyl ether	-	-	-	-	-	-	-	-	-	-	-	-
4-Nitroaniline	-	110	-	-	-	-	-	-	-	-	-	-
4-Nitrophenol	-	-	-	-	-	-	-	-	-	-	-	-
Acenaphthene	-	45000	1.3	< 0.15	< 0.15	< 0.15	< 0.15	< 0.16	< 0.15	< 0.16	< 0.16	< 0.15
Acenaphthylene	-	-	< 0.28	< 0.15	< 0.15	< 0.15	< 0.15	< 0.16	< 0.15	< 0.16	< 0.16	< 0.15
Aniline	-	400	-	-	-	-	-	-	-	-	-	-
Anthracene	-	230000	2.2	< 0.12	< 0.11	< 0.11	< 0.11	< 0.12	< 0.11	< 0.12	< 0.12	< 0.12
Benzo(a)anthracene	-	2.9	1.6	< 0.12	< 0.11	< 0.11	< 0.11	< 0.12	< 0.11	< 0.12	< 0.12	< 0.12
Benzo(a)pyrene	-	0.29	1.2	< 0.15	< 0.15	< 0.15	< 0.15	< 0.16	< 0.15	< 0.16	< 0.16	< 0.15
Benzo(b)fluoranthene	-	2.9	1.4	< 0.12	< 0.11	< 0.11	< 0.11	< 0.12	< 0.11	< 0.12	< 0.12	< 0.12
Benzo(g,h,i)perylene	-	-	0.57	< 0.15	< 0.15	< 0.15	< 0.15	< 0.16	< 0.15	< 0.16	< 0.16	< 0.15
Benzo(k)fluoranthene	-	29	0.52	< 0.12	< 0.11	< 0.11	< 0.11	< 0.12	< 0.11	< 0.12	< 0.12	< 0.12
Benzoic acid	-	3.30E+06	-	-	-	-	-	-	-	-	-	-
Benzyl Alcohol	-	82000	-	-	-	-	-	-	-	-	-	-
bis(2-Chloroethoxy)methane	-	2500	-	-	-	-	-	-	-	-	-	-
bis(2-Chloroethyl)ether	-	1	-	-	-	-	-	-	-	-	-	-
bis(2-Ethylhexyl)phthalate	-	160	-	-	-	-	-	-	-	-	-	-
Butyl benzylphthalate	-	1200	-	-	-	-	-	-	-	-	-	-
Chrysene	-	290	1.4	< 0.12	< 0.11	< 0.11	< 0.11	< 0.12	< 0.11	< 0.12	< 0.12	< 0.12
Dibenz(a,h)anthracene	-	0.29	0.18 J	< 0.12	< 0.11	< 0.11	< 0.11	< 0.12	< 0.11	< 0.12	< 0.12	< 0.12
Dibenzofuran	-	1000	-	-	-	-	-	-	-	-	-	-
Diethyl phthalate	-	660000	-	-	-	-	-	-	-	-	-	-

TABLE 1
 SUMMARY OF SOIL SAMPLE ANALYTICAL RESULTS AND EXCEEDANCES - SVOCs AND TPH
 BUZZARD POINT D.C. UNITED SOCCER STADIUM DEVELOPMENT
 WASHINGTON, D.C.

Location Sample Date Sample Name Sample Type Sample Depth Interval (ft bgs)	DC Tier 0 Soil Standards ¹	EPA Regional Screening Level for Industrial Soil ²	DP-033 07/09/2015 DP-033-SO-010-02 Duplicate 0.5 - 1	DP-033 07/09/2015 DP-033-SO-050-01 Primary 4.5 - 5	DP-033 07/09/2015 DP-033-SO-100-01 Primary 9.5 - 10	DP-034 07/09/2015 DP-034-SO-010-01 Primary 0.5 - 1	DP-034 07/09/2015 DP-034-SO-050-01 Primary 4.5 - 5	DP-034 07/09/2015 DP-034-SO-100-01 Primary 9.5 - 10	DP-035 07/09/2015 DP-035-SO-010-01 Primary 0.5 - 1	DP-035 07/09/2015 DP-035-SO-050-01 Primary 4.5 - 5	DP-035 07/09/2015 DP-035-SO-100-01 Primary 9.5 - 10	DP-035 07/09/2015 DP-035-SO-100-02 Duplicate 9.5 - 10
Dimethyl phthalate	-	-	-	-	-	-	-	-	-	-	-	-
Di-n-butylphthalate	-	82000	-	-	-	-	-	-	-	-	-	-
Di-n-octyl phthalate	-	8200	-	-	-	-	-	-	-	-	-	-
Fluoranthene	-	30000	4.8	0.043 J	< 0.11	0.039 J	< 0.11	< 0.12	< 0.11	< 0.12	< 0.12	< 0.12
Fluorene	-	30000	1.7	< 0.19	< 0.18	< 0.19	< 0.19	< 0.20	< 0.19	< 0.20	< 0.20	< 0.19
Hexachlorobenzene	-	0.96	-	-	-	-	-	-	-	-	-	-
Hexachlorobutadiene	-	5.3	-	-	-	-	-	-	-	-	-	-
Hexachlorocyclopentadiene	-	7.5	-	-	-	-	-	-	-	-	-	-
Hexachloroethane	-	8	-	-	-	-	-	-	-	-	-	-
Indeno(1,2,3-cd)pyrene	-	2.9	0.67	< 0.15	< 0.15	< 0.15	< 0.15	< 0.16	< 0.15	< 0.16	< 0.16	< 0.15
Isophorone	-	2400	-	-	-	-	-	-	-	-	-	-
Naphthalene	-	17	0.79	< 0.19	< 0.18	< 0.19	< 0.19	< 0.20	< 0.19	< 0.20	< 0.20	< 0.19
Nitrobenzene	-	22	-	-	-	-	-	-	-	-	-	-
N-Nitrosodimethylamine	-	0.034	-	-	-	-	-	-	-	-	-	-
N-Nitrosodi-n-propylamine	-	0.33	-	-	-	-	-	-	-	-	-	-
N-Nitrosodiphenylamine	-	470	-	-	-	-	-	-	-	-	-	-
Pentachlorophenol	-	4	-	-	-	-	-	-	-	-	-	-
Phenanthrene	-	-	6.9	< 0.12	< 0.11	< 0.11	< 0.11	< 0.12	< 0.11	< 0.12	< 0.12	< 0.12
Phenol	-	250000	-	-	-	-	-	-	-	-	-	-
Pyrene	-	23000	3.6	0.038 J	< 0.11	0.042 J	< 0.11	< 0.12	< 0.11	< 0.12	< 0.12	< 0.12
Total Petroleum Hydrocarbons (mg/kg)												
Gasoline Range Organics (C6-C10)	100	-	36	< 2.8	< 2.6	< 2.6	< 2.8	< 3.0	< 2.6	< 3.0	< 3.0	< 2.8
Total Petroleum Hydrocarbons (C10-C28) DRO	100	-	-	-	-	-	-	-	-	-	-	-
Total Petroleum Hydrocarbons (C9-C44) DRO	100	-	942	< 37.9	21.7 J	15.6 J	12.8 J	7.34 J	25 J	< 40.1	< 38.5	< 38.8
Total Petroleum Hydrocarbons (C28-C40)	-	-	-	-	-	-	-	-	-	-	-	-

NOTES

- Bold where detected; highlighted where exceeds
- Results reported in mg/kg
- mg/kg = milligrams per kilogram
- ft bgs = feet below ground surface
- = screening level not available/sample not analyzed
- < = not detected at the indicated reporting limit
- J = estimated value
- SVOCs = semi-volatile organic compounds
- TPH = total petroleum hydrocarbons
- 1. DC Tier 0 Standards from the Tier 0 Standard Final Rulemaking published at 40 DCR 7835, 7892 (November 12, 1993); as amended by Final Rulemaking published at 46 DCR 7699 (October 1, 1999)
- 2. United States Environmental Protection Agency (EPA) Regional Screening Level (RSL) Summary Table (June 2015)

TABLE 1
 SUMMARY OF SOIL SAMPLE ANALYTICAL RESULTS AND EXCEEDANCES - SVOCs AND TPH
 BUZZARD POINT D.C. UNITED SOCCER STADIUM DEVELOPMENT
 WASHINGTON, D.C.

Location Sample Date Sample Name Sample Type Sample Depth Interval (ft bgs)	DC Tier 0 Soil Standards ¹	EPA Regional Screening Level for Industrial Soil ²	DP-036 07/09/2015 DP-036-SO-010-01 Primary 0.5 - 1	DP-036 07/09/2015 DP-036-SO-050-01 Primary 4.5 - 5	DP-036 07/09/2015 DP-036-SO-100-01 Primary 9.5 - 10	DP-037 07/09/2015 DP-037-SO-010-01 Primary 0.5 - 1	DP-037 07/09/2015 DP-037-SO-050-01 Primary 4.5 - 5	DP-037 07/09/2015 DP-037-SO-100-01 Primary 9.5 - 10	DP-038 07/09/2015 DP-038-SO-010-01 Primary 0.5 - 1	DP-038 07/09/2015 DP-038-SO-050-01 Primary 4.5 - 5	DP-038 07/09/2015 DP-038-SO-100-01 Primary 9.5 - 10	DP-039 07/09/2015 DP-039-SO-010-01 Primary 0.5 - 1
Semi-Volatile Organic Compounds (mg/kg)												
1,2,4-Trichlorobenzene	-	110	-	-	-	-	-	-	-	-	-	-
1,2-Dichlorobenzene	-	9300	-	-	-	-	-	-	-	-	-	-
1,3-Dichlorobenzene	-	-	-	-	-	-	-	-	-	-	-	-
1,4-Dichlorobenzene	-	11	-	-	-	-	-	-	-	-	-	-
1-Methylnaphthalene	-	73	-	-	-	-	-	-	-	-	-	-
2,2'-oxybis(1-Chloropropane)	-	22	-	-	-	-	-	-	-	-	-	-
2,4,5-Trichlorophenol	-	82000	-	-	-	-	-	-	-	-	-	-
2,4,6-Trichlorophenol	-	210	-	-	-	-	-	-	-	-	-	-
2,4-Dichlorophenol	-	2500	-	-	-	-	-	-	-	-	-	-
2,4-Dimethylphenol	-	16000	-	-	-	-	-	-	-	-	-	-
2,4-Dinitrophenol	-	1600	-	-	-	-	-	-	-	-	-	-
2,4-Dinitrotoluene	-	7.4	-	-	-	-	-	-	-	-	-	-
2,6-Dinitrotoluene	-	1.5	-	-	-	-	-	-	-	-	-	-
2-Chloronaphthalene	-	60000	< 0.19	< 0.19	< 0.20	< 0.19	< 0.19	< 0.19	< 0.19	< 0.18	< 0.19	< 1.9
2-Chlorophenol	-	5800	-	-	-	-	-	-	-	-	-	-
2-Methylnaphthalene	-	3000	< 0.23	< 0.23	< 0.24	0.10 J	< 0.23	< 0.23	0.079 J	< 0.22	< 0.23	< 2.2
2-Methylphenol	-	41000	-	-	-	-	-	-	-	-	-	-
2-Nitroaniline	-	8000	-	-	-	-	-	-	-	-	-	-
2-Nitrophenol	-	-	-	-	-	-	-	-	-	-	-	-
3&4-Methylphenol	-	-	-	-	-	-	-	-	-	-	-	-
3,3'-Dichlorobenzidine	-	5.1	-	-	-	-	-	-	-	-	-	-
3-Nitroaniline	-	-	-	-	-	-	-	-	-	-	-	-
4,6-Dinitro-2-methylphenol	-	66	-	-	-	-	-	-	-	-	-	-
4-Bromophenyl phenyl ether	-	-	-	-	-	-	-	-	-	-	-	-
4-Chloro-3-methylphenol	-	82000	-	-	-	-	-	-	-	-	-	-
4-Chloroaniline	-	11	-	-	-	-	-	-	-	-	-	-
4-Chlorophenyl phenyl ether	-	-	-	-	-	-	-	-	-	-	-	-
4-Nitroaniline	-	110	-	-	-	-	-	-	-	-	-	-
4-Nitrophenol	-	-	-	-	-	-	-	-	-	-	-	-
Acenaphthene	-	45000	< 0.15	< 0.15	< 0.16	0.082 J	< 0.15	< 0.15	0.041 J	< 0.15	< 0.16	2.7
Acenaphthylene	-	-	< 0.15	< 0.15	< 0.16	< 0.15	< 0.15	< 0.15	< 0.15	< 0.15	< 0.16	< 1.5
Aniline	-	400	-	-	-	-	-	-	-	-	-	-
Anthracene	-	230000	< 0.11	< 0.12	< 0.12	0.10 J	< 0.11	< 0.11	0.065 J	< 0.11	< 0.12	5.6
Benzo(a)anthracene	-	2.9	< 0.11	< 0.12	< 0.12	0.14	< 0.11	< 0.11	0.10 J	< 0.11	< 0.12	11
Benzo(a)pyrene	-	0.29	< 0.15	< 0.15	< 0.16	0.12 J	< 0.15	< 0.15	0.11 J	< 0.15	< 0.16	9.4
Benzo(b)fluoranthene	-	2.9	< 0.11	< 0.12	< 0.12	0.14	< 0.11	< 0.11	0.14	< 0.11	< 0.12	7.2
Benzo(g,h,i)perylene	-	-	< 0.15	< 0.15	< 0.16	0.079 J	< 0.15	< 0.15	0.087 J	< 0.15	< 0.16	5.2
Benzo(k)fluoranthene	-	29	< 0.11	< 0.12	< 0.12	0.057 J	< 0.11	< 0.11	0.052 J	< 0.11	< 0.12	7.4
Benzoic acid	-	3.30E+06	-	-	-	-	-	-	-	-	-	-
Benzyl Alcohol	-	82000	-	-	-	-	-	-	-	-	-	-
bis(2-Chloroethoxy)methane	-	2500	-	-	-	-	-	-	-	-	-	-
bis(2-Chloroethyl)ether	-	1	-	-	-	-	-	-	-	-	-	-
bis(2-Ethylhexyl)phthalate	-	160	-	-	-	-	-	-	-	-	-	-
Butyl benzylphthalate	-	1200	-	-	-	-	-	-	-	-	-	-
Chrysene	-	290	< 0.11	< 0.12	< 0.12	0.15	< 0.11	< 0.11	0.11	< 0.11	< 0.12	9.8
Dibenz(a,h)anthracene	-	0.29	< 0.11	< 0.12	< 0.12	< 0.11	< 0.11	< 0.11	< 0.11	< 0.11	< 0.12	1.7
Dibenzofuran	-	1000	-	-	-	-	-	-	-	-	-	-
Diethyl phthalate	-	660000	-	-	-	-	-	-	-	-	-	-

TABLE 1
 SUMMARY OF SOIL SAMPLE ANALYTICAL RESULTS AND EXCEEDANCES - SVOCs AND TPH
 BUZZARD POINT D.C. UNITED SOCCER STADIUM DEVELOPMENT
 WASHINGTON, D.C.

Location Sample Date Sample Name Sample Type Sample Depth Interval (ft bgs)	DC Tier 0 Soil Standards ¹	EPA Regional Screening Level for Industrial Soil ²	DP-036 07/09/2015 DP-036-SO-010-01 Primary 0.5 - 1	DP-036 07/09/2015 DP-036-SO-050-01 Primary 4.5 - 5	DP-036 07/09/2015 DP-036-SO-100-01 Primary 9.5 - 10	DP-037 07/09/2015 DP-037-SO-010-01 Primary 0.5 - 1	DP-037 07/09/2015 DP-037-SO-050-01 Primary 4.5 - 5	DP-037 07/09/2015 DP-037-SO-100-01 Primary 9.5 - 10	DP-038 07/09/2015 DP-038-SO-010-01 Primary 0.5 - 1	DP-038 07/09/2015 DP-038-SO-050-01 Primary 4.5 - 5	DP-038 07/09/2015 DP-038-SO-100-01 Primary 9.5 - 10	DP-039 07/09/2015 DP-039-SO-010-01 Primary 0.5 - 1
Dimethyl phthalate	-	-	-	-	-	-	-	-	-	-	-	-
Di-n-butylphthalate	-	82000	-	-	-	-	-	-	-	-	-	-
Di-n-octyl phthalate	-	8200	-	-	-	-	-	-	-	-	-	-
Fluoranthene	-	30000	< 0.11	< 0.12	< 0.12	0.35	< 0.11	< 0.11	0.21	< 0.11	< 0.12	25
Fluorene	-	30000	< 0.19	< 0.19	< 0.20	0.13 J	< 0.19	< 0.19	0.064 J	< 0.18	< 0.19	2
Hexachlorobenzene	-	0.96	-	-	-	-	-	-	-	-	-	-
Hexachlorobutadiene	-	5.3	-	-	-	-	-	-	-	-	-	-
Hexachlorocyclopentadiene	-	7.5	-	-	-	-	-	-	-	-	-	-
Hexachloroethane	-	8	-	-	-	-	-	-	-	-	-	-
Indeno(1,2,3-cd)pyrene	-	2.9	< 0.15	< 0.15	< 0.16	0.078 J	< 0.15	< 0.15	0.090 J	< 0.15	< 0.16	5.3
Isophorone	-	2400	-	-	-	-	-	-	-	-	-	-
Naphthalene	-	17	< 0.19	< 0.19	< 0.20	0.10 J	< 0.19	< 0.19	< 0.19	< 0.18	< 0.19	< 1.9
Nitrobenzene	-	22	-	-	-	-	-	-	-	-	-	-
N-Nitrosodimethylamine	-	0.034	-	-	-	-	-	-	-	-	-	-
N-Nitrosodi-n-propylamine	-	0.33	-	-	-	-	-	-	-	-	-	-
N-Nitrosodiphenylamine	-	470	-	-	-	-	-	-	-	-	-	-
Pentachlorophenol	-	4	-	-	-	-	-	-	-	-	-	-
Phenanthrene	-	-	< 0.11	< 0.12	< 0.12	0.41	< 0.11	< 0.11	0.25	< 0.11	< 0.12	20
Phenol	-	250000	-	-	-	-	-	-	-	-	-	-
Pyrene	-	23000	< 0.11	< 0.12	< 0.12	0.32	< 0.11	< 0.11	0.22	< 0.11	< 0.12	20
Total Petroleum Hydrocarbons (mg/kg)												
Gasoline Range Organics (C6-C10)	100	-	< 2.8	< 2.8	< 2.8	15	1.5 J	< 2.6	3.8	< 2.8	< 2.8	< 2.7
Total Petroleum Hydrocarbons (C10-C28) DRO	100	-	-	-	-	-	-	-	-	-	-	-
Total Petroleum Hydrocarbons (C9-C44) DRO	100	-	< 37	< 38.4	< 38.6	62.5	< 36.9	< 37.9	451	< 36.7	< 38.2	1,780
Total Petroleum Hydrocarbons (C28-C40)	-	-	-	-	-	-	-	-	-	-	-	-

NOTES

- Bold where detected; highlighted where exceeds
- Results reported in mg/kg
- mg/kg = milligrams per kilogram
- ft bgs = feet below ground surface
- = screening level not available/sample not analyzed
- < = not detected at the indicated reporting limit
- J = estimated value
- SVOCs = semi-volatile organic compounds
- TPH = total petroleum hydrocarbons
- 1. DC Tier 0 Standards from the Tier 0 Standard Final Rulemaking published at 40 DCR 7835, 7892 (November 12, 1993); as amended by Final Rulemaking published at 46 DCR 7699 (October 1, 1999)
- 2. United States Environmental Protection Agency (EPA) Regional Screening Level (RSL) Summary Table (June 2015)

TABLE 1
 SUMMARY OF SOIL SAMPLE ANALYTICAL RESULTS AND EXCEEDANCES - SVOCs AND TPH
 BUZZARD POINT D.C. UNITED SOCCER STADIUM DEVELOPMENT
 WASHINGTON, D.C.

Location Sample Date Sample Name Sample Type Sample Depth Interval (ft bgs)	DC Tier 0 Soil Standards ¹	EPA Regional Screening Level for Industrial Soil ²	DP-039 07/09/2015 DP-039-SO-050-01 Primary 4.5 - 5	DP-039 07/09/2015 DP-039-SO-050-02 Duplicate 4.5 - 5	DP-039 07/09/2015 DP-039-SO-100-01 Primary 9.5 - 10	DP-040 07/09/2015 DP-040-SO-010-01 Primary 0.5 - 1	DP-040 07/09/2015 DP-040-SO-050-01 Primary 4.5 - 5	DP-040 07/09/2015 DP-040-SO-100-01 Primary 9.5 - 10	DP-040 07/09/2015 DP-040-SO-100-02 Duplicate 9.5 - 10	DP-041 07/09/2015 DP-041-SO-010-01 Primary 0.5 - 1	DP-041 07/09/2015 DP-041-SO-050-01 Primary 4.5 - 5	DP-041 07/09/2015 DP-041-SO-100-01 Primary 9.5 - 10
Semi-Volatile Organic Compounds (mg/kg)												
1,2,4-Trichlorobenzene	-	110	-	-	-	-	-	-	-	-	-	-
1,2-Dichlorobenzene	-	9300	-	-	-	-	-	-	-	-	-	-
1,3-Dichlorobenzene	-	-	-	-	-	-	-	-	-	-	-	-
1,4-Dichlorobenzene	-	11	-	-	-	-	-	-	-	-	-	-
1-Methylnaphthalene	-	73	-	-	-	-	-	-	-	-	-	-
2,2'-oxybis(1-Chloropropane)	-	22	-	-	-	-	-	-	-	-	-	-
2,4,5-Trichlorophenol	-	82000	-	-	-	-	-	-	-	-	-	-
2,4,6-Trichlorophenol	-	210	-	-	-	-	-	-	-	-	-	-
2,4-Dichlorophenol	-	2500	-	-	-	-	-	-	-	-	-	-
2,4-Dimethylphenol	-	16000	-	-	-	-	-	-	-	-	-	-
2,4-Dinitrophenol	-	1600	-	-	-	-	-	-	-	-	-	-
2,4-Dinitrotoluene	-	7.4	-	-	-	-	-	-	-	-	-	-
2,6-Dinitrotoluene	-	1.5	-	-	-	-	-	-	-	-	-	-
2-Chloronaphthalene	-	60000	< 0.20	< 0.20	< 0.20	< 0.39	< 0.21	< 0.23	< 0.22	< 0.39	< 0.21	< 0.20
2-Chlorophenol	-	5800	-	-	-	-	-	-	-	-	-	-
2-Methylnaphthalene	-	3000	< 0.24	< 0.24	< 0.25	1.6	< 0.26	< 0.28	< 0.27	< 0.47	< 0.25	< 0.24
2-Methylphenol	-	41000	-	-	-	-	-	-	-	-	-	-
2-Nitroaniline	-	8000	-	-	-	-	-	-	-	-	-	-
2-Nitrophenol	-	-	-	-	-	-	-	-	-	-	-	-
3&4-Methylphenol	-	-	-	-	-	-	-	-	-	-	-	-
3,3'-Dichlorobenzidine	-	5.1	-	-	-	-	-	-	-	-	-	-
3-Nitroaniline	-	-	-	-	-	-	-	-	-	-	-	-
4,6-Dinitro-2-methylphenol	-	66	-	-	-	-	-	-	-	-	-	-
4-Bromophenyl phenyl ether	-	-	-	-	-	-	-	-	-	-	-	-
4-Chloro-3-methylphenol	-	82000	-	-	-	-	-	-	-	-	-	-
4-Chloroaniline	-	11	-	-	-	-	-	-	-	-	-	-
4-Chlorophenyl phenyl ether	-	-	-	-	-	-	-	-	-	-	-	-
4-Nitroaniline	-	110	-	-	-	-	-	-	-	-	-	-
4-Nitrophenol	-	-	-	-	-	-	-	-	-	-	-	-
Acenaphthene	-	45000	0.071 J	0.14 J	< 0.16	2.5	< 0.17	< 0.19	< 0.18	< 0.31	0.083 J	< 0.16
Acenaphthylene	-	-	< 0.16	0.037 J	< 0.16	0.15 J	< 0.17	< 0.19	< 0.18	0.28 J	0.52	< 0.16
Aniline	-	400	-	-	-	-	-	-	-	-	-	-
Anthracene	-	230000	0.15	0.32	< 0.12	8.6	0.15	< 0.14	0.054 J	0.3	0.46	< 0.12
Benzo(a)anthracene	-	2.9	0.38	0.9	0.094 J	10	0.42	< 0.14	0.2	1.2	1.4	0.074 J
Benzo(a)pyrene	-	0.29	0.31	0.73	0.082 J	7.7	0.38	< 0.19	0.17 J	1.2	1.6	0.066 J
Benzo(b)fluoranthene	-	2.9	0.41	0.95	0.11 J	9.4	0.45	< 0.14	0.21	1.5	2.4	0.074 J
Benzo(g,h,i)perylene	-	-	0.19	0.43	0.050 J	3.9	0.19	< 0.19	0.11 J	0.72	1	< 0.16
Benzo(k)fluoranthene	-	29	0.16	0.37	0.039 J	3.9	0.19	< 0.14	0.084 J	0.69	0.68	< 0.12
Benzoic acid	-	3.30E+06	-	-	-	-	-	-	-	-	-	-
Benzyl Alcohol	-	82000	-	-	-	-	-	-	-	-	-	-
bis(2-Chloroethoxy)methane	-	2500	-	-	-	-	-	-	-	-	-	-
bis(2-Chloroethyl)ether	-	1	-	-	-	-	-	-	-	-	-	-
bis(2-Ethylhexyl)phthalate	-	160	-	-	-	-	-	-	-	-	-	-
Butyl benzylphthalate	-	1200	-	-	-	-	-	-	-	-	-	-
Chrysene	-	290	0.38	0.9	0.086 J	9	0.43	< 0.14	0.18	1.2	1.5	0.073 J
Dibenz(a,h)anthracene	-	0.29	0.052 J	0.11 J	< 0.12	1.1	0.068 J	< 0.14	< 0.14	0.20 J	0.3	< 0.12
Dibenzofuran	-	1000	-	-	-	-	-	-	-	-	-	-
Diethyl phthalate	-	660000	-	-	-	-	-	-	-	-	-	-

TABLE 1
 SUMMARY OF SOIL SAMPLE ANALYTICAL RESULTS AND EXCEEDANCES - SVOCs AND TPH
 BUZZARD POINT D.C. UNITED SOCCER STADIUM DEVELOPMENT
 WASHINGTON, D.C.

Location Sample Date Sample Name Sample Type Sample Depth Interval (ft bgs)	DC Tier 0 Soil Standards ¹	EPA Regional Screening Level for Industrial Soil ²	DP-039 07/09/2015 DP-039-SO-050-01 Primary 4.5 - 5	DP-039 07/09/2015 DP-039-SO-050-02 Duplicate 4.5 - 5	DP-039 07/09/2015 DP-039-SO-100-01 Primary 9.5 - 10	DP-040 07/09/2015 DP-040-SO-010-01 Primary 0.5 - 1	DP-040 07/09/2015 DP-040-SO-050-01 Primary 4.5 - 5	DP-040 07/09/2015 DP-040-SO-100-01 Primary 9.5 - 10	DP-040 07/09/2015 DP-040-SO-100-02 Duplicate 9.5 - 10	DP-041 07/09/2015 DP-041-SO-010-01 Primary 0.5 - 1	DP-041 07/09/2015 DP-041-SO-050-01 Primary 4.5 - 5	DP-041 07/09/2015 DP-041-SO-100-01 Primary 9.5 - 10
Dimethyl phthalate	-	-	-	-	-	-	-	-	-	-	-	-
Di-n-butylphthalate	-	82000	-	-	-	-	-	-	-	-	-	-
Di-n-octyl phthalate	-	8200	-	-	-	-	-	-	-	-	-	-
Fluoranthene	-	30000	0.76	2.4	0.12	26	0.7	< 0.14	0.41	2	2.3	0.12
Fluorene	-	30000	< 0.20	0.11 J	< 0.20	3.1	< 0.21	< 0.23	< 0.22	< 0.39	0.084 J	< 0.20
Hexachlorobenzene	-	0.96	-	-	-	-	-	-	-	-	-	-
Hexachlorobutadiene	-	5.3	-	-	-	-	-	-	-	-	-	-
Hexachlorocyclopentadiene	-	7.5	-	-	-	-	-	-	-	-	-	-
Hexachloroethane	-	8	-	-	-	-	-	-	-	-	-	-
Indeno(1,2,3-cd)pyrene	-	2.9	0.21	0.49	0.054 J	4.8	0.22	< 0.19	0.12 J	0.79	1.1	< 0.16
Isophorone	-	2400	-	-	-	-	-	-	-	-	-	-
Naphthalene	-	17	< 0.20	< 0.20	< 0.20	1.9	< 0.21	< 0.23	< 0.22	< 0.39	0.078 J	< 0.20
Nitrobenzene	-	22	-	-	-	-	-	-	-	-	-	-
N-Nitrosodimethylamine	-	0.034	-	-	-	-	-	-	-	-	-	-
N-Nitrosodi-n-propylamine	-	0.33	-	-	-	-	-	-	-	-	-	-
N-Nitrosodiphenylamine	-	470	-	-	-	-	-	-	-	-	-	-
Pentachlorophenol	-	4	-	-	-	-	-	-	-	-	-	-
Phenanthrene	-	-	0.63	1.5	< 0.12	26	0.58	< 0.14	0.24	0.82	0.83	0.089 J
Phenol	-	250000	-	-	-	-	-	-	-	-	-	-
Pyrene	-	23000	0.66	2	0.10 J	20	0.6	< 0.14	0.35	1.9	2.4	0.10 J
Total Petroleum Hydrocarbons (mg/kg)												
Gasoline Range Organics (C6-C10)	100	-	< 2.8	< 2.9	< 2.7	< 2.7	3.1 J	< 3.2	< 3.2	< 2.8	< 2.9	< 3.0
Total Petroleum Hydrocarbons (C10-C28) DRO	100	-	-	-	-	-	-	-	-	-	-	-
Total Petroleum Hydrocarbons (C9-C44) DRO	100	-	59.8	120	17.7 J	987	43.8	9.2 J	42.8 J	838	396	12.6 J
Total Petroleum Hydrocarbons (C28-C40)	-	-	-	-	-	-	-	-	-	-	-	-

NOTES

- Bold where detected; highlighted where exceeds
- Results reported in mg/kg
- mg/kg = milligrams per kilogram
- ft bgs = feet below ground surface
- = screening level not available/sample not analyzed
- < = not detected at the indicated reporting limit
- J = estimated value
- SVOCs = semi-volatile organic compounds
- TPH = total petroleum hydrocarbons
- 1. DC Tier 0 Standards from the Tier 0 Standard Final Rulemaking published at 40 DCR 7835, 7892 (November 12, 1993); as amended by Final Rulemaking published at 46 DCR 7699 (October 1, 1999)
- 2. United States Environmental Protection Agency (EPA) Regional Screening Level (RSL) Summary Table (June 2015)

TABLE 1
 SUMMARY OF SOIL SAMPLE ANALYTICAL RESULTS AND EXCEEDANCES - SVOCs AND TPH
 BUZZARD POINT D.C. UNITED SOCCER STADIUM DEVELOPMENT
 WASHINGTON, D.C.

Location Sample Date Sample Name Sample Type Sample Depth Interval (ft bgs)	DC Tier 0 Soil Standards ¹	EPA Regional Screening Level for Industrial Soil ²	DP-042 07/09/2015 DP-042-SO-010-01 Primary 0.5 - 1	DP-042 07/09/2015 DP-042-SO-050-01 Primary 4.5 - 5	DP-042 07/09/2015 DP-042-SO-100-01 Primary 9.5 - 10	DP-042 07/17/2015 DP-042-SO-010-02 Primary 0.5 - 1	DP-042 07/17/2015 DP-042-SO-050-02 Primary 4.5 - 5	DP-042 07/17/2015 DP-042-SO-100-02 Primary 9.5 - 10	DP-043 07/09/2015 DP-043-SO-010-01 Primary 0.5 - 1	DP-043 07/09/2015 DP-043-SO-050-01 Primary 4.5 - 5	DP-043 07/09/2015 DP-043-SO-100-01 Primary 9.5 - 10	DP-043 07/17/2015 DP-043-SO-010-02 Primary 0.5 - 1
Semi-Volatile Organic Compounds (mg/kg)												
1,2,4-Trichlorobenzene	-	110	-	-	-	-	-	-	-	-	-	-
1,2-Dichlorobenzene	-	9300	-	-	-	-	-	-	-	-	-	-
1,3-Dichlorobenzene	-	-	-	-	-	-	-	-	-	-	-	-
1,4-Dichlorobenzene	-	11	-	-	-	-	-	-	-	-	-	-
1-Methylnaphthalene	-	73	-	-	-	-	-	-	-	-	-	-
2,2'-oxybis(1-Chloropropane)	-	22	-	-	-	-	-	-	-	-	-	-
2,4,5-Trichlorophenol	-	82000	-	-	-	-	-	-	-	-	-	-
2,4,6-Trichlorophenol	-	210	-	-	-	-	-	-	-	-	-	-
2,4-Dichlorophenol	-	2500	-	-	-	-	-	-	-	-	-	-
2,4-Dimethylphenol	-	16000	-	-	-	-	-	-	-	-	-	-
2,4-Dinitrophenol	-	1600	-	-	-	-	-	-	-	-	-	-
2,4-Dinitrotoluene	-	7.4	-	-	-	-	-	-	-	-	-	-
2,6-Dinitrotoluene	-	1.5	-	-	-	-	-	-	-	-	-	-
2-Chloronaphthalene	-	60000	< 3.8	< 0.23	< 0.21	< 0.37	< 0.22	< 0.21	< 0.20	< 0.39	< 0.20	< 0.73
2-Chlorophenol	-	5800	-	-	-	-	-	-	-	-	-	-
2-Methylnaphthalene	-	3000	< 4.6	< 0.27	< 0.25	< 0.45	< 0.27	< 0.25	< 0.23	< 0.47	< 0.24	< 0.88
2-Methylphenol	-	41000	-	-	-	-	-	-	-	-	-	-
2-Nitroaniline	-	8000	-	-	-	-	-	-	-	-	-	-
2-Nitrophenol	-	-	-	-	-	-	-	-	-	-	-	-
3&4-Methylphenol	-	-	-	-	-	-	-	-	-	-	-	-
3,3'-Dichlorobenzidine	-	5.1	-	-	-	-	-	-	-	-	-	-
3-Nitroaniline	-	-	-	-	-	-	-	-	-	-	-	-
4,6-Dinitro-2-methylphenol	-	66	-	-	-	-	-	-	-	-	-	-
4-Bromophenyl phenyl ether	-	-	-	-	-	-	-	-	-	-	-	-
4-Chloro-3-methylphenol	-	82000	-	-	-	-	-	-	-	-	-	-
4-Chloroaniline	-	11	-	-	-	-	-	-	-	-	-	-
4-Chlorophenyl phenyl ether	-	-	-	-	-	-	-	-	-	-	-	-
4-Nitroaniline	-	110	-	-	-	-	-	-	-	-	-	-
4-Nitrophenol	-	-	-	-	-	-	-	-	-	-	-	-
Acenaphthene	-	45000	0.94 J	< 0.18	< 0.17	0.20 J	< 0.18	< 0.17	0.055 J	0.10 J	< 0.16	< 0.59
Acenaphthylene	-	-	17	0.17 J	0.072 J	0.85	< 0.18	< 0.17	0.051 J	0.21 J	< 0.16	0.16 J
Aniline	-	400	-	-	-	-	-	-	-	-	-	-
Anthracene	-	230000	9.6	< 0.14	< 0.12	0.94	0.092 J	< 0.13	0.13	0.34	< 0.12	0.26 J
Benzo(a)anthracene	-	2.9	45	0.048 J	0.10 J	2.6	0.21	< 0.13	0.44	1	0.055 J	0.76
Benzo(a)pyrene	-	0.29	44	< 0.18	0.094 J	2.8	0.19	< 0.17	0.4	1	< 0.16	0.71
Benzo(b)fluoranthene	-	2.9	64	0.068 J	0.12	2.5	0.16	< 0.13	0.52	1.3	0.062 J	0.66
Benzo(g,h,i)perylene	-	-	27	< 0.18	0.062 J	1.8	0.11 J	< 0.17	0.23	0.68	< 0.16	0.47 J
Benzo(k)fluoranthene	-	29	23	< 0.14	0.046 J	2.5	0.17	< 0.13	0.2	0.57	< 0.12	0.56
Benzoic acid	-	3.30E+06	-	-	-	-	-	-	-	-	-	-
Benzyl Alcohol	-	82000	-	-	-	-	-	-	-	-	-	-
bis(2-Chloroethoxy)methane	-	2500	-	-	-	-	-	-	-	-	-	-
bis(2-Chloroethyl)ether	-	1	-	-	-	-	-	-	-	-	-	-
bis(2-Ethylhexyl)phthalate	-	160	-	-	-	-	-	-	-	-	-	-
Butyl benzylphthalate	-	1200	-	-	-	-	-	-	-	-	-	-
Chrysene	-	290	44	0.045 J	0.096 J	2.6	0.2	< 0.13	0.42	1.1	0.049 J	0.71
Dibenz(a,h)anthracene	-	0.29	7.4	< 0.14	< 0.12	0.68	< 0.13	< 0.13	0.058 J	0.17 J	< 0.12	< 0.44
Dibenzofuran	-	1000	-	-	-	-	-	-	-	-	-	-
Diethyl phthalate	-	660000	-	-	-	-	-	-	-	-	-	-

TABLE 1
 SUMMARY OF SOIL SAMPLE ANALYTICAL RESULTS AND EXCEEDANCES - SVOCs AND TPH
 BUZZARD POINT D.C. UNITED SOCCER STADIUM DEVELOPMENT
 WASHINGTON, D.C.

Location Sample Date Sample Name Sample Type Sample Depth Interval (ft bgs)	DC Tier 0 Soil Standards ¹	EPA Regional Screening Level for Industrial Soil ²	DP-042 07/09/2015 DP-042-SO-010-01 Primary 0.5 - 1	DP-042 07/09/2015 DP-042-SO-050-01 Primary 4.5 - 5	DP-042 07/09/2015 DP-042-SO-100-01 Primary 9.5 - 10	DP-042 07/17/2015 DP-042-SO-010-02 Primary 0.5 - 1	DP-042 07/17/2015 DP-042-SO-050-02 Primary 4.5 - 5	DP-042 07/17/2015 DP-042-SO-100-02 Primary 9.5 - 10	DP-043 07/09/2015 DP-043-SO-010-01 Primary 0.5 - 1	DP-043 07/09/2015 DP-043-SO-050-01 Primary 4.5 - 5	DP-043 07/09/2015 DP-043-SO-100-01 Primary 9.5 - 10	DP-043 07/17/2015 DP-043-SO-010-02 Primary 0.5 - 1
Dimethyl phthalate	-	-	-	-	-	-	-	-	-	-	-	-
Di-n-butylphthalate	-	82000	-	-	-	-	-	-	-	-	-	-
Di-n-octyl phthalate	-	8200	-	-	-	-	-	-	-	-	-	-
Fluoranthene	-	30000	84	0.056 J	0.17	4	0.47	< 0.13	0.84	1.9	0.080 J	1.2
Fluorene	-	30000	1.1 J	< 0.23	< 0.21	0.15 J	< 0.22	< 0.21	< 0.20	< 0.39	< 0.20	< 0.73
Hexachlorobenzene	-	0.96	-	-	-	-	-	-	-	-	-	-
Hexachlorobutadiene	-	5.3	-	-	-	-	-	-	-	-	-	-
Hexachlorocyclopentadiene	-	7.5	-	-	-	-	-	-	-	-	-	-
Hexachloroethane	-	8	-	-	-	-	-	-	-	-	-	-
Indeno(1,2,3-cd)pyrene	-	2.9	31	< 0.18	0.074 J	1.7	0.10 J	< 0.17	0.27	0.76	< 0.16	0.41 J
Isophorone	-	2400	-	-	-	-	-	-	-	-	-	-
Naphthalene	-	17	< 3.8	< 0.23	< 0.21	0.13 J	< 0.22	< 0.21	< 0.20	< 0.39	< 0.20	< 0.73
Nitrobenzene	-	22	-	-	-	-	-	-	-	-	-	-
N-Nitrosodimethylamine	-	0.034	-	-	-	-	-	-	-	-	-	-
N-Nitrosodi-n-propylamine	-	0.33	-	-	-	-	-	-	-	-	-	-
N-Nitrosodiphenylamine	-	470	-	-	-	-	-	-	-	-	-	-
Pentachlorophenol	-	4	-	-	-	-	-	-	-	-	-	-
Phenanthrene	-	-	9.1	< 0.14	0.075 J	1.8	0.41	< 0.13	0.47	1.1	0.040 J	0.69
Phenol	-	250000	-	-	-	-	-	-	-	-	-	-
Pyrene	-	23000	75	0.052 J	0.14	3.7	0.37	< 0.13	0.73	1.8	0.070 J	1.1
Total Petroleum Hydrocarbons (mg/kg)												
Gasoline Range Organics (C6-C10)	100	-	< 2.9	< 3.3	< 3.0	< 2.7	< 3.3	< 3.0	< 2.8	0.70 J	< 2.7	< 2.5
Total Petroleum Hydrocarbons (C10-C28) DRO	100	-	-	-	-	-	-	-	-	-	-	-
Total Petroleum Hydrocarbons (C9-C44) DRO	100	-	6,090	62.6	24.8 J	494	10.4 J	< 40.8	78.5	304	71.5	1,910
Total Petroleum Hydrocarbons (C28-C40)	-	-	-	-	-	-	-	-	-	-	-	-

NOTES

- Bold where detected; highlighted where exceeds
- Results reported in mg/kg
- mg/kg = milligrams per kilogram
- ft bgs = feet below ground surface
- = screening level not available/sample not analyzed
- < = not detected at the indicated reporting limit
- J = estimated value
- SVOCs = semi-volatile organic compounds
- TPH = total petroleum hydrocarbons
- 1. DC Tier 0 Standards from the Tier 0 Standard Final Rulemaking published at 40 DCR 7835, 7892 (November 12, 1993); as amended by Final Rulemaking published at 46 DCR 7699 (October 1, 1999)
- 2. United States Environmental Protection Agency (EPA) Regional Screening Level (RSL) Summary Table (June 2015)

TABLE 1
 SUMMARY OF SOIL SAMPLE ANALYTICAL RESULTS AND EXCEEDANCES - SVOCs AND TPH
 BUZZARD POINT D.C. UNITED SOCCER STADIUM DEVELOPMENT
 WASHINGTON, D.C.

Location Sample Date Sample Name Sample Type Sample Depth Interval (ft bgs)	DC Tier 0 Soil Standards ¹	EPA Regional Screening Level for Industrial Soil ²	DP-043 07/17/2015 DP-043-SO-050-02 Primary 4.5 - 5	DP-043 07/17/2015 DP-043-SO-100-02 Primary 9.5 - 10	DP-044 07/09/2015 DP-044-SO-010-01 Primary 0.5 - 1	DP-044 07/09/2015 DP-044-SO-050-01 Primary 4.5 - 5	DP-044 07/09/2015 DP-044-SO-100-01 Primary 9.5 - 10	DP-044 07/17/2015 DP-044-SO-010-02 Primary 0.5 - 1	DP-044 07/17/2015 DP-044-SO-050-02 Primary 4.5 - 5	DP-044 07/17/2015 DP-044-SO-100-02 Primary 9.5 - 10	DP-045 07/09/2015 DP-045-SO-010-01 Primary 0.5 - 1	DP-045 07/09/2015 DP-045-SO-050-01 Primary 4.5 - 5
Semi-Volatile Organic Compounds (mg/kg)												
1,2,4-Trichlorobenzene	-	110	-	-	-	-	-	-	-	-	-	-
1,2-Dichlorobenzene	-	9300	-	-	-	-	-	-	-	-	-	-
1,3-Dichlorobenzene	-	-	-	-	-	-	-	-	-	-	-	-
1,4-Dichlorobenzene	-	11	-	-	-	-	-	-	-	-	-	-
1-Methylnaphthalene	-	73	-	-	-	-	-	-	-	-	-	-
2,2'-oxybis(1-Chloropropane)	-	22	-	-	-	-	-	-	-	-	-	-
2,4,5-Trichlorophenol	-	82000	-	-	-	-	-	-	-	-	-	-
2,4,6-Trichlorophenol	-	210	-	-	-	-	-	-	-	-	-	-
2,4-Dichlorophenol	-	2500	-	-	-	-	-	-	-	-	-	-
2,4-Dimethylphenol	-	16000	-	-	-	-	-	-	-	-	-	-
2,4-Dinitrophenol	-	1600	-	-	-	-	-	-	-	-	-	-
2,4-Dinitrotoluene	-	7.4	-	-	-	-	-	-	-	-	-	-
2,6-Dinitrotoluene	-	1.5	-	-	-	-	-	-	-	-	-	-
2-Chloronaphthalene	-	60000	< 0.19	< 0.22	< 0.19	< 0.22	< 0.24	< 0.37	< 0.23	< 0.22	< 0.38	< 0.23
2-Chlorophenol	-	5800	-	-	-	-	-	-	-	-	-	-
2-Methylnaphthalene	-	3000	< 0.23	< 0.27	0.13 J	< 0.26	< 0.29	< 0.45	< 0.28	< 0.26	< 0.46	< 0.27
2-Methylphenol	-	41000	-	-	-	-	-	-	-	-	-	-
2-Nitroaniline	-	8000	-	-	-	-	-	-	-	-	-	-
2-Nitrophenol	-	-	-	-	-	-	-	-	-	-	-	-
3&4-Methylphenol	-	-	-	-	-	-	-	-	-	-	-	-
3,3'-Dichlorobenzidine	-	5.1	-	-	-	-	-	-	-	-	-	-
3-Nitroaniline	-	-	-	-	-	-	-	-	-	-	-	-
4,6-Dinitro-2-methylphenol	-	66	-	-	-	-	-	-	-	-	-	-
4-Bromophenyl phenyl ether	-	-	-	-	-	-	-	-	-	-	-	-
4-Chloro-3-methylphenol	-	82000	-	-	-	-	-	-	-	-	-	-
4-Chloroaniline	-	11	-	-	-	-	-	-	-	-	-	-
4-Chlorophenyl phenyl ether	-	-	-	-	-	-	-	-	-	-	-	-
4-Nitroaniline	-	110	-	-	-	-	-	-	-	-	-	-
4-Nitrophenol	-	-	-	-	-	-	-	-	-	-	-	-
Acenaphthene	-	45000	0.067 J	0.19	0.71	< 0.17	< 0.19	0.46	< 0.18	< 0.17	0.63	< 0.18
Acenaphthylene	-	-	0.5	0.049 J	0.47	< 0.17	< 0.19	0.32	< 0.18	< 0.17	0.38	0.13 J
Aniline	-	400	-	-	-	-	-	-	-	-	-	-
Anthracene	-	230000	0.37	0.75	1.9	< 0.13	< 0.14	1.1	< 0.14	< 0.13	1.7	0.41
Benzo(a)anthracene	-	2.9	1.2	1.4	5.4	< 0.13	< 0.14	3.1	0.055 J	< 0.13	4.4	0.83
Benzo(a)pyrene	-	0.29	1.4	1.3	4.8	< 0.17	< 0.19	2.8	< 0.18	< 0.17	4.2	0.64
Benzo(b)fluoranthene	-	2.9	1.3	1	6.4	< 0.13	< 0.14	2.5	< 0.14	< 0.13	5.3	0.82
Benzo(g,h,i)perylene	-	-	0.93	0.72	3.1	< 0.17	< 0.19	1.5	< 0.18	< 0.17	2.5	0.4
Benzo(k)fluoranthene	-	29	1.2	1	2.2	< 0.13	< 0.14	2.4	< 0.14	< 0.13	1.9	0.34
Benzoic acid	-	3.30E+06	-	-	-	-	-	-	-	-	-	-
Benzyl Alcohol	-	82000	-	-	-	-	-	-	-	-	-	-
bis(2-Chloroethoxy)methane	-	2500	-	-	-	-	-	-	-	-	-	-
bis(2-Chloroethyl)ether	-	1	-	-	-	-	-	-	-	-	-	-
bis(2-Ethylhexyl)phthalate	-	160	-	-	-	-	-	-	-	-	-	-
Butyl benzylphthalate	-	1200	-	-	-	-	-	-	-	-	-	-
Chrysene	-	290	1.2	1.2	5.3	< 0.13	< 0.14	2.9	0.055 J	< 0.13	4.1	0.8
Dibenz(a,h)anthracene	-	0.29	0.34	0.24	0.92	< 0.13	< 0.14	0.64	< 0.14	< 0.13	0.7	0.12 J
Dibenzofuran	-	1000	-	-	-	-	-	-	-	-	-	-
Diethyl phthalate	-	660000	-	-	-	-	-	-	-	-	-	-

TABLE 1
 SUMMARY OF SOIL SAMPLE ANALYTICAL RESULTS AND EXCEEDANCES - SVOCs AND TPH
 BUZZARD POINT D.C. UNITED SOCCER STADIUM DEVELOPMENT
 WASHINGTON, D.C.

Location Sample Date Sample Name Sample Type Sample Depth Interval (ft bgs)	DC Tier 0 Soil Standards ¹	EPA Regional Screening Level for Industrial Soil ²	DP-043 07/17/2015 DP-043-SO-050-02 Primary 4.5 - 5	DP-043 07/17/2015 DP-043-SO-100-02 Primary 9.5 - 10	DP-044 07/09/2015 DP-044-SO-010-01 Primary 0.5 - 1	DP-044 07/09/2015 DP-044-SO-050-01 Primary 4.5 - 5	DP-044 07/09/2015 DP-044-SO-100-01 Primary 9.5 - 10	DP-044 07/17/2015 DP-044-SO-010-02 Primary 0.5 - 1	DP-044 07/17/2015 DP-044-SO-050-02 Primary 4.5 - 5	DP-044 07/17/2015 DP-044-SO-100-02 Primary 9.5 - 10	DP-045 07/09/2015 DP-045-SO-010-01 Primary 0.5 - 1	DP-045 07/09/2015 DP-045-SO-050-01 Primary 4.5 - 5
Dimethyl phthalate	-	-	-	-	-	-	-	-	-	-	-	-
Di-n-butylphthalate	-	82000	-	-	-	-	-	-	-	-	-	-
Di-n-octyl phthalate	-	8200	-	-	-	-	-	-	-	-	-	-
Fluoranthene	-	30000	1.7	3	14	< 0.13	< 0.14	5.1	0.10 J	< 0.13	8	1.6
Fluorene	-	30000	< 0.19	0.16 J	0.39	< 0.22	< 0.24	0.32 J	< 0.23	< 0.22	0.41	< 0.23
Hexachlorobenzene	-	0.96	-	-	-	-	-	-	-	-	-	-
Hexachlorobutadiene	-	5.3	-	-	-	-	-	-	-	-	-	-
Hexachlorocyclopentadiene	-	7.5	-	-	-	-	-	-	-	-	-	-
Hexachloroethane	-	8	-	-	-	-	-	-	-	-	-	-
Indeno(1,2,3-cd)pyrene	-	2.9	0.86	0.68	3.8	< 0.17	< 0.19	1.5	< 0.18	< 0.17	2.9	0.46
Isophorone	-	2400	-	-	-	-	-	-	-	-	-	-
Naphthalene	-	17	< 0.19	< 0.22	0.21	< 0.22	< 0.24	0.13 J	< 0.23	< 0.22	0.16 J	< 0.23
Nitrobenzene	-	22	-	-	-	-	-	-	-	-	-	-
N-Nitrosodimethylamine	-	0.034	-	-	-	-	-	-	-	-	-	-
N-Nitrosodi-n-propylamine	-	0.33	-	-	-	-	-	-	-	-	-	-
N-Nitrosodiphenylamine	-	470	-	-	-	-	-	-	-	-	-	-
Pentachlorophenol	-	4	-	-	-	-	-	-	-	-	-	-
Phenanthrene	-	-	0.54	2.6	4.6	< 0.13	< 0.14	3.2	0.079 J	< 0.13	4.8	1.6
Phenol	-	250000	-	-	-	-	-	-	-	-	-	-
Pyrene	-	23000	1.6	2.5	12	< 0.13	< 0.14	4.3	0.090 J	< 0.13	7.1	1.3
Total Petroleum Hydrocarbons (mg/kg)												
Gasoline Range Organics (C6-C10)	100	-	< 2.8	< 3.1	< 2.8	< 3.3	< 3.4	< 2.7	< 3.3	< 3.0	< 2.9	< 3.4
Total Petroleum Hydrocarbons (C10-C28) DRO	100	-	-	-	-	-	-	-	-	-	-	-
Total Petroleum Hydrocarbons (C9-C44) DRO	100	-	286	11.1 J	1,100	9.88 J	5.69 J	496	6.51 J	< 42.7	1,350	160
Total Petroleum Hydrocarbons (C28-C40)	-	-	-	-	-	-	-	-	-	-	-	-

NOTES
 Bold where detected; highlighted where exceeds
 Results reported in mg/kg
 mg/kg = milligrams per kilogram
 ft bgs = feet below ground surface
 -- = screening level not available/sample not analyzed
 < = not detected at the indicated reporting limit
 J = estimated value
 SVOCs = semi-volatile organic compounds
 TPH = total petroleum hydrocarbons
 1. DC Tier 0 Standards from the Tier 0 Standard Final Rulemaking published at 40 DCR 7835, 7892 (November 12, 1993); as amended by Final Rulemaking published at 46 DCR 7699 (October 1, 1999)
 2. United States Environmental Protection Agency (EPA) Regional Screening Level (RSL) Summary Table (June 2015)

TABLE 1
 SUMMARY OF SOIL SAMPLE ANALYTICAL RESULTS AND EXCEEDANCES - SVOCs AND TPH
 BUZZARD POINT D.C. UNITED SOCCER STADIUM DEVELOPMENT
 WASHINGTON, D.C.

Location Sample Date Sample Name Sample Type Sample Depth Interval (ft bgs)	DC Tier 0 Soil Standards ¹	EPA Regional Screening Level for Industrial Soil ²	DP-045 07/09/2015 DP-045-SO-100-01 Primary 9.5 - 10	DP-045 07/17/2015 DP-045-SO-010-02 Primary 0.5 - 1	DP-045 07/17/2015 DP-045-SO-050-02 Primary 4.5 - 5	DP-045 07/17/2015 DP-045-SO-100-02 Primary 9.5 - 10	DP-046 07/09/2015 DP-046-SO-010-01 Primary 0.5 - 1	DP-046 07/09/2015 DP-046-SO-100-01 Primary 9.5 - 10	DP-047 07/10/2015 DP-047-SO-010-01 Primary 0.5 - 1	DP-047 07/10/2015 DP-047-SO-010-02 Duplicate 0.5 - 1	DP-047 07/10/2015 DP-047-SO-050-01 Primary 4.5 - 5	DP-047 07/10/2015 DP-047-SO-100-01 Primary 9.5 - 10
Semi-Volatile Organic Compounds (mg/kg)												
1,2,4-Trichlorobenzene	-	110	-	-	-	-	-	-	-	-	-	-
1,2-Dichlorobenzene	-	9300	-	-	-	-	-	-	-	-	-	-
1,3-Dichlorobenzene	-	-	-	-	-	-	-	-	-	-	-	-
1,4-Dichlorobenzene	-	11	-	-	-	-	-	-	-	-	-	-
1-Methylnaphthalene	-	73	-	-	-	-	-	-	-	-	-	-
2,2'-oxybis(1-Chloropropane)	-	22	-	-	-	-	-	-	-	-	-	-
2,4,5-Trichlorophenol	-	82000	-	-	-	-	-	-	-	-	-	-
2,4,6-Trichlorophenol	-	210	-	-	-	-	-	-	-	-	-	-
2,4-Dichlorophenol	-	2500	-	-	-	-	-	-	-	-	-	-
2,4-Dimethylphenol	-	16000	-	-	-	-	-	-	-	-	-	-
2,4-Dinitrophenol	-	1600	-	-	-	-	-	-	-	-	-	-
2,4-Dinitrotoluene	-	7.4	-	-	-	-	-	-	-	-	-	-
2,6-Dinitrotoluene	-	1.5	-	-	-	-	-	-	-	-	-	-
2-Chloronaphthalene	-	60000	< 0.20	< 0.75	< 0.43	< 0.21	< 0.20	< 0.20	< 0.19	< 0.19	< 0.19	< 0.19
2-Chlorophenol	-	5800	-	-	-	-	-	-	-	-	-	-
2-Methylnaphthalene	-	3000	< 0.24	< 0.90	< 0.52	< 0.25	0.070 J	< 0.24	< 0.23	< 0.23	< 0.23	< 0.23
2-Methylphenol	-	41000	-	-	-	-	-	-	-	-	-	-
2-Nitroaniline	-	8000	-	-	-	-	-	-	-	-	-	-
2-Nitrophenol	-	-	-	-	-	-	-	-	-	-	-	-
3&4-Methylphenol	-	-	-	-	-	-	-	-	-	-	-	-
3,3'-Dichlorobenzidine	-	5.1	-	-	-	-	-	-	-	-	-	-
3-Nitroaniline	-	-	-	-	-	-	-	-	-	-	-	-
4,6-Dinitro-2-methylphenol	-	66	-	-	-	-	-	-	-	-	-	-
4-Bromophenyl phenyl ether	-	-	-	-	-	-	-	-	-	-	-	-
4-Chloro-3-methylphenol	-	82000	-	-	-	-	-	-	-	-	-	-
4-Chloroaniline	-	11	-	-	-	-	-	-	-	-	-	-
4-Chlorophenyl phenyl ether	-	-	-	-	-	-	-	-	-	-	-	-
4-Nitroaniline	-	110	-	-	-	-	-	-	-	-	-	-
4-Nitrophenol	-	-	-	-	-	-	-	-	-	-	-	-
Acenaphthene	-	45000	< 0.16	0.37 J	0.30 J	< 0.17	0.29	< 0.16	0.14 J	0.12 J	< 0.16	< 0.16
Acenaphthylene	-	-	< 0.16	0.20 J	0.87	0.046 J	0.15 J	< 0.16	0.059 J	0.040 J	< 0.16	< 0.16
Aniline	-	400	-	-	-	-	-	-	-	-	-	-
Anthracene	-	230000	0.059 J	1	2.8	0.076 J	0.71	< 0.12	0.37	0.26	< 0.12	< 0.12
Benzo(a)anthracene	-	2.9	0.22	3	5.5	0.37	1.5	0.11 J	1.4	0.85	< 0.12	< 0.12
Benzo(a)pyrene	-	0.29	0.19	3	4.2	0.36	1.4	0.089 J	1.2	0.8	< 0.16	< 0.16
Benzo(b)fluoranthene	-	2.9	0.27	2.4	3.6	0.3	1.7	0.11 J	1.7	1.1	< 0.12	< 0.12
Benzo(g,h,i)perylene	-	-	0.12 J	1.8	2.2	0.22	0.84	0.052 J	0.71	0.46	< 0.16	< 0.16
Benzo(k)fluoranthene	-	29	0.10 J	2.7	4	0.34	0.72	0.046 J	0.68	0.37	< 0.12	< 0.12
Benzoic acid	-	3.30E+06	-	-	-	-	-	-	-	-	-	-
Benzyl Alcohol	-	82000	-	-	-	-	-	-	-	-	-	-
bis(2-Chloroethoxy)methane	-	2500	-	-	-	-	-	-	-	-	-	-
bis(2-Chloroethyl)ether	-	1	-	-	-	-	-	-	-	-	-	-
bis(2-Ethylhexyl)phthalate	-	160	-	-	-	-	-	-	-	-	-	-
Butyl benzylphthalate	-	1200	-	-	-	-	-	-	-	-	-	-
Chrysene	-	290	0.25	2.8	5	0.34	1.5	0.10 J	1.5	0.92	< 0.12	< 0.12
Dibenz(a,h)anthracene	-	0.29	< 0.12	0.62	0.84	0.071 J	0.21	< 0.12	0.17	0.14	< 0.12	< 0.12
Dibenzofuran	-	1000	-	-	-	-	-	-	-	-	-	-
Diethyl phthalate	-	660000	-	-	-	-	-	-	-	-	-	-

TABLE 1
 SUMMARY OF SOIL SAMPLE ANALYTICAL RESULTS AND EXCEEDANCES - SVOCs AND TPH
 BUZZARD POINT D.C. UNITED SOCCER STADIUM DEVELOPMENT
 WASHINGTON, D.C.

Location Sample Date Sample Name Sample Type Sample Depth Interval (ft bgs)	DC Tier 0 Soil Standards ¹	EPA Regional Screening Level for Industrial Soil ²	DP-045 07/09/2015 DP-045-SO-100-01 Primary 9.5 - 10	DP-045 07/17/2015 DP-045-SO-010-02 Primary 0.5 - 1	DP-045 07/17/2015 DP-045-SO-050-02 Primary 4.5 - 5	DP-045 07/17/2015 DP-045-SO-100-02 Primary 9.5 - 10	DP-046 07/09/2015 DP-046-SO-010-01 Primary 0.5 - 1	DP-046 07/09/2015 DP-046-SO-100-01 Primary 9.5 - 10	DP-047 07/10/2015 DP-047-SO-010-01 Primary 0.5 - 1	DP-047 07/10/2015 DP-047-SO-010-02 Duplicate 0.5 - 1	DP-047 07/10/2015 DP-047-SO-050-01 Primary 4.5 - 5	DP-047 07/10/2015 DP-047-SO-100-01 Primary 9.5 - 10
Dimethyl phthalate	-	-	-	-	-	-	-	-	-	-	-	-
Di-n-butylphthalate	-	82000	-	-	-	-	-	-	-	-	-	-
Di-n-octyl phthalate	-	8200	-	-	-	-	-	-	-	-	-	-
Fluoranthene	-	30000	0.47	5.3	10	0.65	3.3	0.2	2.8	1.7	< 0.12	0.038 J
Fluorene	-	30000	< 0.20	0.30 J	0.23 J	< 0.21	0.21	< 0.20	0.12 J	0.097 J	< 0.19	< 0.19
Hexachlorobenzene	-	0.96	-	-	-	-	-	-	-	-	-	-
Hexachlorobutadiene	-	5.3	-	-	-	-	-	-	-	-	-	-
Hexachlorocyclopentadiene	-	7.5	-	-	-	-	-	-	-	-	-	-
Hexachloroethane	-	8	-	-	-	-	-	-	-	-	-	-
Indeno(1,2,3-cd)pyrene	-	2.9	0.13 J	1.7	2.2	0.21	0.97	0.053 J	0.8	0.52	< 0.16	< 0.16
Isophorone	-	2400	-	-	-	-	-	-	-	-	-	-
Naphthalene	-	17	< 0.20	< 0.75	< 0.43	< 0.21	0.11 J	< 0.20	< 0.19	< 0.19	< 0.19	< 0.19
Nitrobenzene	-	22	-	-	-	-	-	-	-	-	-	-
N-Nitrosodimethylamine	-	0.034	-	-	-	-	-	-	-	-	-	-
N-Nitrosodi-n-propylamine	-	0.33	-	-	-	-	-	-	-	-	-	-
N-Nitrosodiphenylamine	-	470	-	-	-	-	-	-	-	-	-	-
Pentachlorophenol	-	4	-	-	-	-	-	-	-	-	-	-
Phenanthrene	-	-	0.27	3.3	11	0.28	2.4	0.13	1.5	1.1	< 0.12	< 0.12
Phenol	-	250000	-	-	-	-	-	-	-	-	-	-
Pyrene	-	23000	0.4	4.5	8.4	0.53	2.9	0.17	2.6	1.5	< 0.12	< 0.12
Total Petroleum Hydrocarbons (mg/kg)												
Gasoline Range Organics (C6-C10)	100	-	< 3.0	0.67 J	< 3.1	< 2.7	< 2.9	< 3.0	< 2.4	< 2.9	< 2.7	< 2.7
Total Petroleum Hydrocarbons (C10-C28) DRO	100	-	-	-	-	-	-	-	-	-	-	-
Total Petroleum Hydrocarbons (C9-C44) DRO	100	-	10.7 J	1,410	355	13 J	842	11.7 J	148	155	7.01 J	< 38.9
Total Petroleum Hydrocarbons (C28-C40)	-	-	-	-	-	-	-	-	-	-	-	-

NOTES

- Bold where detected; highlighted where exceeds
- Results reported in mg/kg
- mg/kg = milligrams per kilogram
- ft bgs = feet below ground surface
- = screening level not available/sample not analyzed
- < = not detected at the indicated reporting limit
- J = estimated value
- SVOCs = semi-volatile organic compounds
- TPH = total petroleum hydrocarbons
- 1. DC Tier 0 Standards from the Tier 0 Standard Final Rulemaking published at 40 DCR 7835, 7892 (November 12, 1993); as amended by Final Rulemaking published at 46 DCR 7699 (October 1, 1999)
- 2. United States Environmental Protection Agency (EPA) Regional Screening Level (RSL) Summary Table (June 2015)

TABLE 1
 SUMMARY OF SOIL SAMPLE ANALYTICAL RESULTS AND EXCEEDANCES - SVOCs AND TPH
 BUZZARD POINT D.C. UNITED SOCCER STADIUM DEVELOPMENT
 WASHINGTON, D.C.

Location Sample Date Sample Name Sample Type Sample Depth Interval (ft bgs)	DC Tier 0 Soil Standards ¹	EPA Regional Screening Level for Industrial Soil ²	DP-053 07/10/2015 DP-053-SO-010-01 Primary 0.5 - 1	DP-053 07/10/2015 DP-053-SO-050-01 Primary 4.5 - 5	DP-053 07/10/2015 DP-053-SO-100-01 Primary 9.5 - 10	DP-054 07/10/2015 DP-054-SO-010-01 Primary 0.5 - 1	DP-054 07/10/2015 DP-054-SO-050-01 Primary 4.5 - 5	DP-054 07/10/2015 DP-054-SO-100-01 Primary 9.5 - 10	DP-054 07/10/2015 DP-054-SO-100-02 Duplicate 9.5 - 10	DP-055 07/10/2015 DP-055-SO-010-01 Primary 0.5 - 1	DP-055 07/10/2015 DP-055-SO-050-01 Primary 4.5 - 5	DP-055 07/10/2015 DP-055-SO-100-01 Primary 9.5 - 10
Semi-Volatile Organic Compounds (mg/kg)												
1,2,4-Trichlorobenzene	-	110	-	-	-	-	-	-	-	-	-	-
1,2-Dichlorobenzene	-	9300	-	-	-	-	-	-	-	-	-	-
1,3-Dichlorobenzene	-	-	-	-	-	-	-	-	-	-	-	-
1,4-Dichlorobenzene	-	11	-	-	-	-	-	-	-	-	-	-
1-Methylnaphthalene	-	73	-	-	-	-	-	-	-	-	-	-
2,2'-oxybis(1-Chloropropane)	-	22	-	-	-	-	-	-	-	-	-	-
2,4,5-Trichlorophenol	-	82000	-	-	-	-	-	-	-	-	-	-
2,4,6-Trichlorophenol	-	210	-	-	-	-	-	-	-	-	-	-
2,4-Dichlorophenol	-	2500	-	-	-	-	-	-	-	-	-	-
2,4-Dimethylphenol	-	16000	-	-	-	-	-	-	-	-	-	-
2,4-Dinitrophenol	-	1600	-	-	-	-	-	-	-	-	-	-
2,4-Dinitrotoluene	-	7.4	-	-	-	-	-	-	-	-	-	-
2,6-Dinitrotoluene	-	1.5	-	-	-	-	-	-	-	-	-	-
2-Chloronaphthalene	-	60000	< 0.18	< 0.17	< 0.18	< 0.37	< 0.18	< 0.19	< 0.19	< 0.19	< 0.18	< 0.20
2-Chlorophenol	-	5800	-	-	-	-	-	-	-	-	-	-
2-Methylnaphthalene	-	3000	< 0.21	< 0.20	< 0.22	< 0.44	< 0.21	< 0.23	0.064 J	< 0.23	< 0.22	< 0.24
2-Methylphenol	-	41000	-	-	-	-	-	-	-	-	-	-
2-Nitroaniline	-	8000	-	-	-	-	-	-	-	-	-	-
2-Nitrophenol	-	-	-	-	-	-	-	-	-	-	-	-
3&4-Methylphenol	-	-	-	-	-	-	-	-	-	-	-	-
3,3'-Dichlorobenzidine	-	5.1	-	-	-	-	-	-	-	-	-	-
3-Nitroaniline	-	-	-	-	-	-	-	-	-	-	-	-
4,6-Dinitro-2-methylphenol	-	66	-	-	-	-	-	-	-	-	-	-
4-Bromophenyl phenyl ether	-	-	-	-	-	-	-	-	-	-	-	-
4-Chloro-3-methylphenol	-	82000	-	-	-	-	-	-	-	-	-	-
4-Chloroaniline	-	11	-	-	-	-	-	-	-	-	-	-
4-Chlorophenyl phenyl ether	-	-	-	-	-	-	-	-	-	-	-	-
4-Nitroaniline	-	110	-	-	-	-	-	-	-	-	-	-
4-Nitrophenol	-	-	-	-	-	-	-	-	-	-	-	-
Acenaphthene	-	45000	< 0.14	< 0.14	< 0.14	0.085 J	< 0.14	< 0.15	< 0.15	< 0.16	< 0.15	< 0.16
Acenaphthylene	-	-	0.035 J	< 0.14	< 0.14	0.13 J	< 0.14	< 0.15	< 0.15	< 0.16	< 0.15	< 0.16
Aniline	-	400	-	-	-	-	-	-	-	-	-	-
Anthracene	-	230000	0.076 J	< 0.10	< 0.11	0.23	< 0.11	0.048 J	0.065 J	< 0.12	< 0.11	< 0.12
Benzo(a)anthracene	-	2.9	0.31	< 0.10	< 0.11	0.59	0.043 J	0.24	0.24	< 0.12	< 0.11	0.16
Benzo(a)pyrene	-	0.29	0.24	< 0.14	< 0.14	0.53	< 0.14	0.23	0.23	< 0.16	< 0.15	0.16
Benzo(b)fluoranthene	-	2.9	0.39	< 0.10	< 0.11	0.71	0.052 J	0.3	0.3	< 0.12	0.039 J	0.21
Benzo(g,h,i)perylene	-	-	0.19	< 0.14	< 0.14	0.36	< 0.14	0.13 J	0.14 J	< 0.16	< 0.15	0.086 J
Benzo(k)fluoranthene	-	29	0.15	< 0.10	< 0.11	0.27	< 0.11	0.12	0.11	< 0.12	< 0.11	0.088 J
Benzoic acid	-	3.30E+06	-	-	-	-	-	-	-	-	-	-
Benzyl Alcohol	-	82000	-	-	-	-	-	-	-	-	-	-
bis(2-Chloroethoxy)methane	-	2500	-	-	-	-	-	-	-	-	-	-
bis(2-Chloroethyl)ether	-	1	-	-	-	-	-	-	-	-	-	-
bis(2-Ethylhexyl)phthalate	-	160	-	-	-	-	-	-	-	-	-	-
Butyl benzylphthalate	-	1200	-	-	-	-	-	-	-	-	-	-
Chrysene	-	290	0.32	< 0.10	< 0.11	0.62	0.047 J	0.26	0.24	< 0.12	< 0.11	0.18
Dibenz(a,h)anthracene	-	0.29	0.040 J	< 0.10	< 0.11	0.082 J	< 0.11	0.037 J	0.037 J	< 0.12	< 0.11	< 0.12
Dibenzofuran	-	1000	-	-	-	-	-	-	-	-	-	-
Diethyl phthalate	-	660000	-	-	-	-	-	-	-	-	-	-

TABLE 1
 SUMMARY OF SOIL SAMPLE ANALYTICAL RESULTS AND EXCEEDANCES - SVOCs AND TPH
 BUZZARD POINT D.C. UNITED SOCCER STADIUM DEVELOPMENT
 WASHINGTON, D.C.

Location Sample Date Sample Name Sample Type Sample Depth Interval (ft bgs)	DC Tier 0 Soil Standards ¹	EPA Regional Screening Level for Industrial Soil ²	DP-053 07/10/2015 DP-053-SO-010-01 Primary 0.5 - 1	DP-053 07/10/2015 DP-053-SO-050-01 Primary 4.5 - 5	DP-053 07/10/2015 DP-053-SO-100-01 Primary 9.5 - 10	DP-054 07/10/2015 DP-054-SO-010-01 Primary 0.5 - 1	DP-054 07/10/2015 DP-054-SO-050-01 Primary 4.5 - 5	DP-054 07/10/2015 DP-054-SO-100-01 Primary 9.5 - 10	DP-054 07/10/2015 DP-054-SO-100-02 Duplicate 9.5 - 10	DP-055 07/10/2015 DP-055-SO-010-01 Primary 0.5 - 1	DP-055 07/10/2015 DP-055-SO-050-01 Primary 4.5 - 5	DP-055 07/10/2015 DP-055-SO-100-01 Primary 9.5 - 10
Dimethyl phthalate	-	-	-	-	-	-	-	-	-	-	-	-
Di-n-butylphthalate	-	82000	-	-	-	-	-	-	-	-	-	-
Di-n-octyl phthalate	-	8200	-	-	-	-	-	-	-	-	-	-
Fluoranthene	-	30000	0.67	< 0.10	< 0.11	1.2	0.058 J	0.39	0.39	< 0.12	0.054 J	0.25
Fluorene	-	30000	< 0.18	< 0.17	< 0.18	< 0.37	< 0.18	< 0.19	< 0.19	< 0.19	< 0.18	< 0.20
Hexachlorobenzene	-	0.96	-	-	-	-	-	-	-	-	-	-
Hexachlorobutadiene	-	5.3	-	-	-	-	-	-	-	-	-	-
Hexachlorocyclopentadiene	-	7.5	-	-	-	-	-	-	-	-	-	-
Hexachloroethane	-	8	-	-	-	-	-	-	-	-	-	-
Indeno(1,2,3-cd)pyrene	-	2.9	0.2	< 0.14	< 0.14	0.38	< 0.14	0.15	0.15	< 0.16	< 0.15	0.11 J
Isophorone	-	2400	-	-	-	-	-	-	-	-	-	-
Naphthalene	-	17	< 0.18	< 0.17	< 0.18	< 0.37	< 0.18	< 0.19	0.080 J	< 0.19	< 0.18	< 0.20
Nitrobenzene	-	22	-	-	-	-	-	-	-	-	-	-
N-Nitrosodimethylamine	-	0.034	-	-	-	-	-	-	-	-	-	-
N-Nitrosodi-n-propylamine	-	0.33	-	-	-	-	-	-	-	-	-	-
N-Nitrosodiphenylamine	-	470	-	-	-	-	-	-	-	-	-	-
Pentachlorophenol	-	4	-	-	-	-	-	-	-	-	-	-
Phenanthrene	-	-	0.23	< 0.10	< 0.11	0.92	< 0.11	0.2	0.26	< 0.12	< 0.11	0.10 J
Phenol	-	250000	-	-	-	-	-	-	-	-	-	-
Pyrene	-	23000	0.53	< 0.10	< 0.11	0.99	0.062 J	0.35	0.34	< 0.12	0.050 J	0.21
Total Petroleum Hydrocarbons (mg/kg)												
Gasoline Range Organics (C6-C10)	100	-	< 2.6	< 2.4	< 2.3	9.8	2.3 J	< 2.9	< 2.7	< 2.9	< 2.7	< 2.8
Total Petroleum Hydrocarbons (C10-C28) DRO	100	-	-	-	-	-	-	-	-	-	-	-
Total Petroleum Hydrocarbons (C9-C44) DRO	100	-	472	< 33.4	26.6 J	2,850	5.3 J	112	104	9.18 J	17.1 J	579
Total Petroleum Hydrocarbons (C28-C40)	-	-	-	-	-	-	-	-	-	-	-	-

NOTES

- Bold where detected; highlighted where exceeds
- Results reported in mg/kg
- mg/kg = milligrams per kilogram
- ft bgs = feet below ground surface
- = screening level not available/sample not analyzed
- < = not detected at the indicated reporting limit
- J = estimated value
- SVOCs = semi-volatile organic compounds
- TPH = total petroleum hydrocarbons
- 1. DC Tier 0 Standards from the Tier 0 Standard Final Rulemaking published at 40 DCR 7835, 7892 (November 12, 1993); as amended by Final Rulemaking published at 46 DCR 7699 (October 1, 1999)
- 2. United States Environmental Protection Agency (EPA) Regional Screening Level (RSL) Summary Table (June 2015)

TABLE 1
 SUMMARY OF SOIL SAMPLE ANALYTICAL RESULTS AND EXCEEDANCES - SVOCs AND TPH
 BUZZARD POINT D.C. UNITED SOCCER STADIUM DEVELOPMENT
 WASHINGTON, D.C.

Location Sample Date Sample Name Sample Type Sample Depth Interval (ft bgs)	DC Tier 0 Soil Standards ¹	EPA Regional Screening Level for Industrial Soil ²	DP-058 07/10/2015 DP-058-SO-010-01 Primary 0.5 - 1	DP-058 07/10/2015 DP-058-SO-050-01 Primary 4.5 - 5	DP-058 07/10/2015 DP-058-SO-100-01 Primary 9.5 - 10	DP-059 07/10/2015 DP-059-SO-010-01 Primary 0.5 - 1	DP-059 07/10/2015 DP-059-SO-010-02 Duplicate 0.5 - 1	DP-059 07/10/2015 DP-059-SO-050-01 Primary 4.5 - 5	DP-059 07/10/2015 DP-059-SO-100-01 Primary 9.5 - 10	DP-061 07/10/2015 DP-061-SO-010-01 Primary 0.5 - 1	DP-061 07/10/2015 DP-061-SO-050-01 Primary 4.5 - 5	DP-061 07/10/2015 DP-061-SO-050-02 Duplicate 4.5 - 5
Semi-Volatile Organic Compounds (mg/kg)												
1,2,4-Trichlorobenzene	-	110	-	-	-	-	-	-	-	-	-	-
1,2-Dichlorobenzene	-	9300	-	-	-	-	-	-	-	-	-	-
1,3-Dichlorobenzene	-	-	-	-	-	-	-	-	-	-	-	-
1,4-Dichlorobenzene	-	11	-	-	-	-	-	-	-	-	-	-
1-Methylnaphthalene	-	73	-	-	-	-	-	-	-	-	-	-
2,2'-oxybis(1-Chloropropane)	-	22	-	-	-	-	-	-	-	-	-	-
2,4,5-Trichlorophenol	-	82000	-	-	-	-	-	-	-	-	-	-
2,4,6-Trichlorophenol	-	210	-	-	-	-	-	-	-	-	-	-
2,4-Dichlorophenol	-	2500	-	-	-	-	-	-	-	-	-	-
2,4-Dimethylphenol	-	16000	-	-	-	-	-	-	-	-	-	-
2,4-Dinitrophenol	-	1600	-	-	-	-	-	-	-	-	-	-
2,4-Dinitrotoluene	-	7.4	-	-	-	-	-	-	-	-	-	-
2,6-Dinitrotoluene	-	1.5	-	-	-	-	-	-	-	-	-	-
2-Chloronaphthalene	-	60000	< 0.19	< 0.18	< 0.19	< 0.18	< 0.18	< 0.19	< 0.19	< 0.19	< 0.20	< 0.20
2-Chlorophenol	-	5800	-	-	-	-	-	-	-	-	-	-
2-Methylnaphthalene	-	3000	< 0.23	< 0.22	< 0.23	< 0.22	< 0.22	< 0.23	< 0.23	< 0.23	< 0.24	< 0.24
2-Methylphenol	-	41000	-	-	-	-	-	-	-	-	-	-
2-Nitroaniline	-	8000	-	-	-	-	-	-	-	-	-	-
2-Nitrophenol	-	-	-	-	-	-	-	-	-	-	-	-
3&4-Methylphenol	-	-	-	-	-	-	-	-	-	-	-	-
3,3'-Dichlorobenzidine	-	5.1	-	-	-	-	-	-	-	-	-	-
3-Nitroaniline	-	-	-	-	-	-	-	-	-	-	-	-
4,6-Dinitro-2-methylphenol	-	66	-	-	-	-	-	-	-	-	-	-
4-Bromophenyl phenyl ether	-	-	-	-	-	-	-	-	-	-	-	-
4-Chloro-3-methylphenol	-	82000	-	-	-	-	-	-	-	-	-	-
4-Chloroaniline	-	11	-	-	-	-	-	-	-	-	-	-
4-Chlorophenyl phenyl ether	-	-	-	-	-	-	-	-	-	-	-	-
4-Nitroaniline	-	110	-	-	-	-	-	-	-	-	-	-
4-Nitrophenol	-	-	-	-	-	-	-	-	-	-	-	-
Acenaphthene	-	45000	< 0.15	< 0.15	< 0.15	< 0.15	< 0.14	< 0.15	< 0.15	< 0.15	0.086 J	< 0.16
Acenaphthylene	-	-	< 0.15	< 0.15	< 0.15	< 0.15	< 0.14	< 0.15	< 0.15	< 0.15	< 0.16	< 0.16
Aniline	-	400	-	-	-	-	-	-	-	-	-	-
Anthracene	-	230000	< 0.11	< 0.11	< 0.11	< 0.11	< 0.11	0.080 J	< 0.12	< 0.11	0.24	< 0.12
Benzo(a)anthracene	-	2.9	0.15	< 0.11	< 0.11	0.044 J	0.052 J	0.29	< 0.12	0.057 J	0.4	0.055 J
Benzo(a)pyrene	-	0.29	0.14 J	< 0.15	< 0.15	0.046 J	0.052 J	0.25	< 0.15	0.060 J	0.28	0.054 J
Benzo(b)fluoranthene	-	2.9	0.2	< 0.11	< 0.11	0.066 J	0.066 J	0.3	< 0.12	0.051 J	0.22	0.047 J
Benzo(g,h,i)perylene	-	-	0.093 J	< 0.15	< 0.15	< 0.15	< 0.14	0.12 J	< 0.15	0.039 J	0.12 J	< 0.16
Benzo(k)fluoranthene	-	29	0.070 J	< 0.11	< 0.11	< 0.11	< 0.11	0.16	< 0.12	0.048 J	0.26	0.050 J
Benzoic acid	-	3.30E+06	-	-	-	-	-	-	-	-	-	-
Benzyl Alcohol	-	82000	-	-	-	-	-	-	-	-	-	-
bis(2-Chloroethoxy)methane	-	2500	-	-	-	-	-	-	-	-	-	-
bis(2-Chloroethyl)ether	-	1	-	-	-	-	-	-	-	-	-	-
bis(2-Ethylhexyl)phthalate	-	160	-	-	-	-	-	-	-	-	-	-
Butyl benzylphthalate	-	1200	-	-	-	-	-	-	-	-	-	-
Chrysene	-	290	0.16	< 0.11	< 0.11	0.045 J	0.050 J	0.29	< 0.12	0.064 J	0.36	0.053 J
Dibenz(a,h)anthracene	-	0.29	< 0.11	< 0.11	< 0.11	< 0.11	< 0.11	0.042 J	< 0.12	< 0.11	0.056 J	< 0.12
Dibenzofuran	-	1000	-	-	-	-	-	-	-	-	-	-
Diethyl phthalate	-	660000	-	-	-	-	-	-	-	-	-	-

TABLE 1
 SUMMARY OF SOIL SAMPLE ANALYTICAL RESULTS AND EXCEEDANCES - SVOCs AND TPH
 BUZZARD POINT D.C. UNITED SOCCER STADIUM DEVELOPMENT
 WASHINGTON, D.C.

Location Sample Date Sample Name Sample Type Sample Depth Interval (ft bgs)	DC Tier 0 Soil Standards ¹	EPA Regional Screening Level for Industrial Soil ²	DP-058 07/10/2015 DP-058-SO-010-01 Primary 0.5 - 1	DP-058 07/10/2015 DP-058-SO-050-01 Primary 4.5 - 5	DP-058 07/10/2015 DP-058-SO-100-01 Primary 9.5 - 10	DP-059 07/10/2015 DP-059-SO-010-01 Primary 0.5 - 1	DP-059 07/10/2015 DP-059-SO-010-02 Duplicate 0.5 - 1	DP-059 07/10/2015 DP-059-SO-050-01 Primary 4.5 - 5	DP-059 07/10/2015 DP-059-SO-100-01 Primary 9.5 - 10	DP-061 07/10/2015 DP-061-SO-010-01 Primary 0.5 - 1	DP-061 07/10/2015 DP-061-SO-050-01 Primary 4.5 - 5	DP-061 07/10/2015 DP-061-SO-050-02 Duplicate 4.5 - 5
Dimethyl phthalate	-	-	-	-	-	-	-	-	-	-	-	-
Di-n-butylphthalate	-	82000	-	-	-	-	-	-	-	-	-	-
Di-n-octyl phthalate	-	8200	-	-	-	-	-	-	-	-	-	-
Fluoranthene	-	30000	0.23	< 0.11	< 0.11	0.051 J	0.066 J	0.48	< 0.12	0.10 J	0.7	0.080 J
Fluorene	-	30000	< 0.19	< 0.18	< 0.19	< 0.18	< 0.18	< 0.19	< 0.19	< 0.19	0.10 J	< 0.20
Hexachlorobenzene	-	0.96	-	-	-	-	-	-	-	-	-	-
Hexachlorobutadiene	-	5.3	-	-	-	-	-	-	-	-	-	-
Hexachlorocyclopentadiene	-	7.5	-	-	-	-	-	-	-	-	-	-
Hexachloroethane	-	8	-	-	-	-	-	-	-	-	-	-
Indeno(1,2,3-cd)pyrene	-	2.9	0.099 J	< 0.15	< 0.15	< 0.15	< 0.14	0.16	< 0.15	< 0.15	0.13 J	< 0.16
Isophorone	-	2400	-	-	-	-	-	-	-	-	-	-
Naphthalene	-	17	< 0.19	< 0.18	< 0.19	< 0.18	< 0.18	< 0.19	< 0.19	< 0.19	< 0.20	< 0.20
Nitrobenzene	-	22	-	-	-	-	-	-	-	-	-	-
N-Nitrosodimethylamine	-	0.034	-	-	-	-	-	-	-	-	-	-
N-Nitrosodi-n-propylamine	-	0.33	-	-	-	-	-	-	-	-	-	-
N-Nitrosodiphenylamine	-	470	-	-	-	-	-	-	-	-	-	-
Pentachlorophenol	-	4	-	-	-	-	-	-	-	-	-	-
Phenanthrene	-	-	0.084 J	< 0.11	< 0.11	< 0.11	< 0.11	0.35	< 0.12	0.074 J	0.66	< 0.12
Phenol	-	250000	-	-	-	-	-	-	-	-	-	-
Pyrene	-	23000	0.21	< 0.11	< 0.11	0.044 J	0.061 J	0.4	< 0.12	0.092 J	0.58	0.076 J
Total Petroleum Hydrocarbons (mg/kg)												
Gasoline Range Organics (C6-C10)	100	-	< 2.7	< 2.7	< 2.7	< 2.7	< 2.8	< 2.9	< 2.7	< 2.8	60	57
Total Petroleum Hydrocarbons (C10-C28) DRO	100	-	-	-	-	-	-	-	-	-	-	-
Total Petroleum Hydrocarbons (C9-C44) DRO	100	-	30.2 J	6.25 J	4.84 J	18.2 J	13.3 J	254	158	37.2 J	291	230
Total Petroleum Hydrocarbons (C28-C40)	-	-	-	-	-	-	-	-	-	-	-	-

NOTES

- Bold where detected; highlighted where exceeds
- Results reported in mg/kg
- mg/kg = milligrams per kilogram
- ft bgs = feet below ground surface
- = screening level not available/sample not analyzed
- < = not detected at the indicated reporting limit
- J = estimated value
- SVOCs = semi-volatile organic compounds
- TPH = total petroleum hydrocarbons
- 1. DC Tier 0 Standards from the Tier 0 Standard Final Rulemaking published at 40 DCR 7835, 7892 (November 12, 1993); as amended by Final Rulemaking published at 46 DCR 7699 (October 1, 1999)
- 2. United States Environmental Protection Agency (EPA) Regional Screening Level (RSL) Summary Table (June 2015)

TABLE 1
 SUMMARY OF SOIL SAMPLE ANALYTICAL RESULTS AND EXCEEDANCES - SVOCs AND TPH
 BUZZARD POINT D.C. UNITED SOCCER STADIUM DEVELOPMENT
 WASHINGTON, D.C.

Location Sample Date Sample Name Sample Type Sample Depth Interval (ft bgs)	DC Tier 0 Soil Standards ¹	EPA Regional Screening Level for Industrial Soil ²	DP-061 07/10/2015 DP-061-SO-100-01 Primary 9.5 - 10	DP-063 07/10/2015 DP-063-SO-010-01 Primary 0.5 - 1	DP-063 07/10/2015 DP-063-SO-050-01 Primary 4.5 - 5	DP-063 07/10/2015 DP-063-SO-100-01 Primary 9.5 - 10	DP-064 07/10/2015 DP-064-SO-010-01 Primary 0.5 - 1	DP-064 07/10/2015 DP-064-SO-050-01 Primary 4.5 - 5	DP-064 07/10/2015 DP-064-SO-100-01 Primary 9.5 - 10	DP-064 07/10/2015 DP-064-SO-100-02 Duplicate 9.5 - 10	DP-065 07/13/2015 DP-065-SO-010-01 Primary 0.5 - 1	DP-065 07/13/2015 DP-065-SO-050-01 Primary 4.5 - 5
Semi-Volatile Organic Compounds (mg/kg)												
1,2,4-Trichlorobenzene	-	110	-	-	-	-	-	-	-	-	-	-
1,2-Dichlorobenzene	-	9300	-	-	-	-	-	-	-	-	-	-
1,3-Dichlorobenzene	-	-	-	-	-	-	-	-	-	-	-	-
1,4-Dichlorobenzene	-	11	-	-	-	-	-	-	-	-	-	-
1-Methylnaphthalene	-	73	-	-	-	-	-	-	-	-	-	-
2,2'-oxybis(1-Chloropropane)	-	22	-	-	-	-	-	-	-	-	-	-
2,4,5-Trichlorophenol	-	82000	-	-	-	-	-	-	-	-	-	-
2,4,6-Trichlorophenol	-	210	-	-	-	-	-	-	-	-	-	-
2,4-Dichlorophenol	-	2500	-	-	-	-	-	-	-	-	-	-
2,4-Dimethylphenol	-	16000	-	-	-	-	-	-	-	-	-	-
2,4-Dinitrophenol	-	1600	-	-	-	-	-	-	-	-	-	-
2,4-Dinitrotoluene	-	7.4	-	-	-	-	-	-	-	-	-	-
2,6-Dinitrotoluene	-	1.5	-	-	-	-	-	-	-	-	-	-
2-Chloronaphthalene	-	60000	< 0.20	< 0.19	< 0.19	< 0.19	< 0.19	< 0.18	< 0.19	< 0.20	< 0.18	-
2-Chlorophenol	-	5800	-	-	-	-	-	-	-	-	-	-
2-Methylnaphthalene	-	3000	< 0.24	< 0.23	< 0.23	< 0.23	< 0.22	< 0.21	< 0.23	< 0.24	< 0.22	-
2-Methylphenol	-	41000	-	-	-	-	-	-	-	-	-	-
2-Nitroaniline	-	8000	-	-	-	-	-	-	-	-	-	-
2-Nitrophenol	-	-	-	-	-	-	-	-	-	-	-	-
3&4-Methylphenol	-	-	-	-	-	-	-	-	-	-	-	-
3,3'-Dichlorobenzidine	-	5.1	-	-	-	-	-	-	-	-	-	-
3-Nitroaniline	-	-	-	-	-	-	-	-	-	-	-	-
4,6-Dinitro-2-methylphenol	-	66	-	-	-	-	-	-	-	-	-	-
4-Bromophenyl phenyl ether	-	-	-	-	-	-	-	-	-	-	-	-
4-Chloro-3-methylphenol	-	82000	-	-	-	-	-	-	-	-	-	-
4-Chloroaniline	-	11	-	-	-	-	-	-	-	-	-	-
4-Chlorophenyl phenyl ether	-	-	-	-	-	-	-	-	-	-	-	-
4-Nitroaniline	-	110	-	-	-	-	-	-	-	-	-	-
4-Nitrophenol	-	-	-	-	-	-	-	-	-	-	-	-
Acenaphthene	-	45000	< 0.16	< 0.15	< 0.15	< 0.16	< 0.15	< 0.14	< 0.16	< 0.16	< 0.15	-
Acenaphthylene	-	-	< 0.16	< 0.15	< 0.15	< 0.16	< 0.15	< 0.14	< 0.16	< 0.16	< 0.15	-
Aniline	-	400	-	-	-	-	-	-	-	-	-	-
Anthracene	-	230000	< 0.12	< 0.11	< 0.12	< 0.12	< 0.11	< 0.11	< 0.12	< 0.12	< 0.11	-
Benzo(a)anthracene	-	2.9	< 0.12	< 0.11	< 0.12	< 0.12	0.090 J	< 0.11	< 0.12	< 0.12	0.068 J	-
Benzo(a)pyrene	-	0.29	< 0.16	< 0.15	< 0.15	< 0.16	0.086 J	< 0.14	< 0.16	< 0.16	0.060 J	-
Benzo(b)fluoranthene	-	2.9	< 0.12	0.040 J	< 0.12	< 0.12	0.11	< 0.11	< 0.12	< 0.12	0.078 J	-
Benzo(g,h,i)perylene	-	-	< 0.16	< 0.15	< 0.15	< 0.16	0.059 J	< 0.14	< 0.16	< 0.16	< 0.15	-
Benzo(k)fluoranthene	-	29	< 0.12	< 0.11	< 0.12	< 0.12	0.040 J	< 0.11	< 0.12	< 0.12	< 0.11	-
Benzoic acid	-	3.30E+06	-	-	-	-	-	-	-	-	-	-
Benzyl Alcohol	-	82000	-	-	-	-	-	-	-	-	-	-
bis(2-Chloroethoxy)methane	-	2500	-	-	-	-	-	-	-	-	-	-
bis(2-Chloroethyl)ether	-	1	-	-	-	-	-	-	-	-	-	-
bis(2-Ethylhexyl)phthalate	-	160	-	-	-	-	-	-	-	-	-	-
Butyl benzylphthalate	-	1200	-	-	-	-	-	-	-	-	-	-
Chrysene	-	290	< 0.12	< 0.11	< 0.12	< 0.12	0.090 J	< 0.11	< 0.12	< 0.12	0.069 J	-
Dibenz(a,h)anthracene	-	0.29	< 0.12	< 0.11	< 0.12	< 0.12	< 0.11	< 0.11	< 0.12	< 0.12	< 0.11	-
Dibenzofuran	-	1000	-	-	-	-	-	-	-	-	-	-
Diethyl phthalate	-	660000	-	-	-	-	-	-	-	-	-	-

TABLE 1
 SUMMARY OF SOIL SAMPLE ANALYTICAL RESULTS AND EXCEEDANCES - SVOCs AND TPH
 BUZZARD POINT D.C. UNITED SOCCER STADIUM DEVELOPMENT
 WASHINGTON, D.C.

Location Sample Date Sample Name Sample Type Sample Depth Interval (ft bgs)	DC Tier 0 Soil Standards ¹	EPA Regional Screening Level for Industrial Soil ²	DP-061 07/10/2015 DP-061-SO-100-01 Primary 9.5 - 10	DP-063 07/10/2015 DP-063-SO-010-01 Primary 0.5 - 1	DP-063 07/10/2015 DP-063-SO-050-01 Primary 4.5 - 5	DP-063 07/10/2015 DP-063-SO-100-01 Primary 9.5 - 10	DP-064 07/10/2015 DP-064-SO-010-01 Primary 0.5 - 1	DP-064 07/10/2015 DP-064-SO-050-01 Primary 4.5 - 5	DP-064 07/10/2015 DP-064-SO-100-01 Primary 9.5 - 10	DP-064 07/10/2015 DP-064-SO-100-02 Duplicate 9.5 - 10	DP-065 07/13/2015 DP-065-SO-010-01 Primary 0.5 - 1	DP-065 07/13/2015 DP-065-SO-050-01 Primary 4.5 - 5
Dimethyl phthalate	-	-	-	-	-	-	-	-	-	-	-	-
Di-n-butylphthalate	-	82000	-	-	-	-	-	-	-	-	-	-
Di-n-octyl phthalate	-	8200	-	-	-	-	-	-	-	-	-	-
Fluoranthene	-	30000	< 0.12	0.051 J	< 0.12	< 0.12	0.15	< 0.11	< 0.12	< 0.12	0.12	-
Fluorene	-	30000	< 0.20	< 0.19	< 0.19	< 0.19	< 0.19	< 0.18	< 0.19	< 0.20	< 0.18	-
Hexachlorobenzene	-	0.96	-	-	-	-	-	-	-	-	-	-
Hexachlorobutadiene	-	5.3	-	-	-	-	-	-	-	-	-	-
Hexachlorocyclopentadiene	-	7.5	-	-	-	-	-	-	-	-	-	-
Hexachloroethane	-	8	-	-	-	-	-	-	-	-	-	-
Indeno(1,2,3-cd)pyrene	-	2.9	< 0.16	< 0.15	< 0.15	< 0.16	0.059 J	< 0.14	< 0.16	< 0.16	< 0.15	-
Isophorone	-	2400	-	-	-	-	-	-	-	-	-	-
Naphthalene	-	17	< 0.20	< 0.19	< 0.19	< 0.19	< 0.19	< 0.18	< 0.19	< 0.20	< 0.18	-
Nitrobenzene	-	22	-	-	-	-	-	-	-	-	-	-
N-Nitrosodimethylamine	-	0.034	-	-	-	-	-	-	-	-	-	-
N-Nitrosodi-n-propylamine	-	0.33	-	-	-	-	-	-	-	-	-	-
N-Nitrosodiphenylamine	-	470	-	-	-	-	-	-	-	-	-	-
Pentachlorophenol	-	4	-	-	-	-	-	-	-	-	-	-
Phenanthrene	-	-	< 0.12	< 0.11	< 0.12	< 0.12	0.071 J	< 0.11	< 0.12	< 0.12	0.053 J	-
Phenol	-	250000	-	-	-	-	-	-	-	-	-	-
Pyrene	-	23000	< 0.12	0.051 J	0.042 J	< 0.12	0.14	< 0.11	< 0.12	< 0.12	0.10 J	-
Total Petroleum Hydrocarbons (mg/kg)												
Gasoline Range Organics (C6-C10)	100	-	3.6	< 2.8	< 2.9	< 2.5	< 2.7	< 2.7	< 2.6	< 3.0	< 2.8	< 2.7
Total Petroleum Hydrocarbons (C10-C28) DRO	100	-	-	-	-	-	-	-	-	-	-	-
Total Petroleum Hydrocarbons (C9-C44) DRO	100	-	60	30.6 J	14.1 J	5.94 J	21.7 J	6.06 J	26 J	21.6 J	264	4.39 J
Total Petroleum Hydrocarbons (C28-C40)	-	-	-	-	-	-	-	-	-	-	-	-

NOTES

- Bold where detected; highlighted where exceeds
- Results reported in mg/kg
- mg/kg = milligrams per kilogram
- ft bgs = feet below ground surface
- = screening level not available/sample not analyzed
- < = not detected at the indicated reporting limit
- J = estimated value
- SVOCs = semi-volatile organic compounds
- TPH = total petroleum hydrocarbons
- 1. DC Tier 0 Standards from the Tier 0 Standard Final Rulemaking published at 40 DCR 7835, 7892 (November 12, 1993); as amended by Final Rulemaking published at 46 DCR 7699 (October 1, 1999)
- 2. United States Environmental Protection Agency (EPA) Regional Screening Level (RSL) Summary Table (June 2015)

TABLE 1
 SUMMARY OF SOIL SAMPLE ANALYTICAL RESULTS AND EXCEEDANCES - SVOCs AND TPH
 BUZZARD POINT D.C. UNITED SOCCER STADIUM DEVELOPMENT
 WASHINGTON, D.C.

Location Sample Date Sample Name Sample Type Sample Depth Interval (ft bgs)	DC Tier 0 Soil Standards ¹	EPA Regional Screening Level for Industrial Soil ²	DP-065 07/13/2015 DP-065-SO-100-01 Primary 9.5 - 10	DP-066 07/13/2015 DP-066-SO-010-01 Primary 0.5 - 1	DP-066 07/13/2015 DP-066-SO-050-01 Primary 4.5 - 5	DP-066 07/13/2015 DP-066-SO-100-01 Primary 9.5 - 10	DP-067 07/13/2015 DP-067-SO-010-01 Primary 0.5 - 1	DP-067 07/13/2015 DP-067-SO-050-01 Primary 4.5 - 5	DP-067 07/13/2015 DP-067-SO-100-01 Primary 9.5 - 10	DP-068 07/13/2015 DP-068-SO-010-01 Primary 0.5 - 1	DP-068 07/13/2015 DP-068-SO-050-01 Primary 4.5 - 5	DP-068 07/13/2015 DP-068-SO-100-01 Primary 9.5 - 10
Semi-Volatile Organic Compounds (mg/kg)												
1,2,4-Trichlorobenzene	-	110	-	-	-	-	-	-	-	-	-	-
1,2-Dichlorobenzene	-	9300	-	-	-	-	-	-	-	-	-	-
1,3-Dichlorobenzene	-	-	-	-	-	-	-	-	-	-	-	-
1,4-Dichlorobenzene	-	11	-	-	-	-	-	-	-	-	-	-
1-Methylnaphthalene	-	73	-	-	-	-	-	-	-	-	-	-
2,2'-oxybis(1-Chloropropane)	-	22	-	-	-	-	-	-	-	-	-	-
2,4,5-Trichlorophenol	-	82000	-	-	-	-	-	-	-	-	-	-
2,4,6-Trichlorophenol	-	210	-	-	-	-	-	-	-	-	-	-
2,4-Dichlorophenol	-	2500	-	-	-	-	-	-	-	-	-	-
2,4-Dimethylphenol	-	16000	-	-	-	-	-	-	-	-	-	-
2,4-Dinitrophenol	-	1600	-	-	-	-	-	-	-	-	-	-
2,4-Dinitrotoluene	-	7.4	-	-	-	-	-	-	-	-	-	-
2,6-Dinitrotoluene	-	1.5	-	-	-	-	-	-	-	-	-	-
2-Chloronaphthalene	-	60000	-	< 0.19	< 0.19	< 0.20	< 0.19	< 0.20	< 0.20	< 0.19	< 0.20	< 0.21
2-Chlorophenol	-	5800	-	-	-	-	-	-	-	-	-	-
2-Methylnaphthalene	-	3000	-	< 0.23	0.15 J	< 0.24	< 0.23	< 0.24	< 0.24	< 0.23	< 0.24	< 0.25
2-Methylphenol	-	41000	-	-	-	-	-	-	-	-	-	-
2-Nitroaniline	-	8000	-	-	-	-	-	-	-	-	-	-
2-Nitrophenol	-	-	-	-	-	-	-	-	-	-	-	-
3&4-Methylphenol	-	-	-	-	-	-	-	-	-	-	-	-
3,3'-Dichlorobenzidine	-	5.1	-	-	-	-	-	-	-	-	-	-
3-Nitroaniline	-	-	-	-	-	-	-	-	-	-	-	-
4,6-Dinitro-2-methylphenol	-	66	-	-	-	-	-	-	-	-	-	-
4-Bromophenyl phenyl ether	-	-	-	-	-	-	-	-	-	-	-	-
4-Chloro-3-methylphenol	-	82000	-	-	-	-	-	-	-	-	-	-
4-Chloroaniline	-	11	-	-	-	-	-	-	-	-	-	-
4-Chlorophenyl phenyl ether	-	-	-	-	-	-	-	-	-	-	-	-
4-Nitroaniline	-	110	-	-	-	-	-	-	-	-	-	-
4-Nitrophenol	-	-	-	-	-	-	-	-	-	-	-	-
Acenaphthene	-	45000	-	< 0.15	< 0.16	< 0.16	< 0.15	< 0.16	< 0.16	< 0.15	< 0.16	< 0.16
Acenaphthylene	-	-	-	0.053 J	< 0.16	< 0.16	< 0.15	< 0.16	< 0.16	< 0.15	< 0.16	< 0.16
Aniline	-	400	-	-	-	-	-	-	-	-	-	-
Anthracene	-	230000	-	0.060 J	0.046 J	< 0.12	< 0.12	0.065 J	< 0.12	< 0.12	< 0.12	< 0.12
Benzo(a)anthracene	-	2.9	-	0.33	0.15	< 0.12	0.059 J	0.28	< 0.12	0.17	< 0.12	< 0.12
Benzo(a)pyrene	-	0.29	-	0.32	0.14 J	< 0.16	0.062 J	0.28	< 0.16	0.16	< 0.16	< 0.16
Benzo(b)fluoranthene	-	2.9	-	0.27	0.12	< 0.12	0.054 J	0.23	< 0.12	0.14	< 0.12	< 0.12
Benzo(g,h,i)perylene	-	-	-	0.17	0.083 J	< 0.16	0.044 J	0.16	< 0.16	0.083 J	< 0.16	< 0.16
Benzo(k)fluoranthene	-	29	-	0.28	0.14	< 0.12	0.053 J	0.23	< 0.12	0.15	< 0.12	< 0.12
Benzoic acid	-	3.30E+06	-	-	-	-	-	-	-	-	-	-
Benzyl Alcohol	-	82000	-	-	-	-	-	-	-	-	-	-
bis(2-Chloroethoxy)methane	-	2500	-	-	-	-	-	-	-	-	-	-
bis(2-Chloroethyl)ether	-	1	-	-	-	-	-	-	-	-	-	-
bis(2-Ethylhexyl)phthalate	-	160	-	-	-	-	-	-	-	-	-	-
Butyl benzylphthalate	-	1200	-	-	-	-	-	-	-	-	-	-
Chrysene	-	290	-	0.33	0.16	< 0.12	0.061 J	0.28	< 0.12	0.17	< 0.12	< 0.12
Dibenz(a,h)anthracene	-	0.29	-	0.070 J	< 0.12	< 0.12	< 0.12	0.072 J	< 0.12	< 0.12	< 0.12	< 0.12
Dibenzofuran	-	1000	-	-	-	-	-	-	-	-	-	-
Diethyl phthalate	-	660000	-	-	-	-	-	-	-	-	-	-

TABLE 1
 SUMMARY OF SOIL SAMPLE ANALYTICAL RESULTS AND EXCEEDANCES - SVOCs AND TPH
 BUZZARD POINT D.C. UNITED SOCCER STADIUM DEVELOPMENT
 WASHINGTON, D.C.

Location Sample Date Sample Name Sample Type Sample Depth Interval (ft bgs)	DC Tier 0 Soil Standards ¹	EPA Regional Screening Level for Industrial Soil ²	DP-065 07/13/2015 DP-065-SO-100-01 Primary 9.5 - 10	DP-066 07/13/2015 DP-066-SO-010-01 Primary 0.5 - 1	DP-066 07/13/2015 DP-066-SO-050-01 Primary 4.5 - 5	DP-066 07/13/2015 DP-066-SO-100-01 Primary 9.5 - 10	DP-067 07/13/2015 DP-067-SO-010-01 Primary 0.5 - 1	DP-067 07/13/2015 DP-067-SO-050-01 Primary 4.5 - 5	DP-067 07/13/2015 DP-067-SO-100-01 Primary 9.5 - 10	DP-068 07/13/2015 DP-068-SO-010-01 Primary 0.5 - 1	DP-068 07/13/2015 DP-068-SO-050-01 Primary 4.5 - 5	DP-068 07/13/2015 DP-068-SO-100-01 Primary 9.5 - 10
Dimethyl phthalate	-	-	-	-	-	-	-	-	-	-	-	-
Di-n-butylphthalate	-	82000	-	-	-	-	-	-	-	-	-	-
Di-n-octyl phthalate	-	8200	-	-	-	-	-	-	-	-	-	-
Fluoranthene	-	30000	-	0.51	0.28	< 0.12	0.088 J	0.46	< 0.12	0.26	< 0.12	< 0.12
Fluorene	-	30000	-	< 0.19	< 0.19	< 0.20	< 0.19	< 0.20	< 0.20	< 0.19	< 0.20	< 0.21
Hexachlorobenzene	-	0.96	-	-	-	-	-	-	-	-	-	-
Hexachlorobutadiene	-	5.3	-	-	-	-	-	-	-	-	-	-
Hexachlorocyclopentadiene	-	7.5	-	-	-	-	-	-	-	-	-	-
Hexachloroethane	-	8	-	-	-	-	-	-	-	-	-	-
Indeno(1,2,3-cd)pyrene	-	2.9	-	0.17	0.082 J	< 0.16	< 0.15	0.15 J	< 0.16	0.080 J	< 0.16	< 0.16
Isophorone	-	2400	-	-	-	-	-	-	-	-	-	-
Naphthalene	-	17	-	< 0.19	0.15 J	< 0.20	< 0.19	< 0.20	< 0.20	< 0.19	< 0.20	< 0.21
Nitrobenzene	-	22	-	-	-	-	-	-	-	-	-	-
N-Nitrosodimethylamine	-	0.034	-	-	-	-	-	-	-	-	-	-
N-Nitrosodi-n-propylamine	-	0.33	-	-	-	-	-	-	-	-	-	-
N-Nitrosodiphenylamine	-	470	-	-	-	-	-	-	-	-	-	-
Pentachlorophenol	-	4	-	-	-	-	-	-	-	-	-	-
Phenanthrene	-	-	-	0.2	0.2	< 0.12	< 0.12	0.22	< 0.12	0.11 J	< 0.12	< 0.12
Phenol	-	250000	-	-	-	-	-	-	-	-	-	-
Pyrene	-	23000	-	0.44	0.26	< 0.12	0.079 J	0.39	< 0.12	0.22	< 0.12	< 0.12
Total Petroleum Hydrocarbons (mg/kg)												
Gasoline Range Organics (C6-C10)	100	-	< 3.1	1.6 J	66	< 3.1	< 2.9	< 2.9	< 2.7	< 2.7	< 3.0	< 3.0
Total Petroleum Hydrocarbons (C10-C28) DRO	100	-	-	-	-	-	-	-	-	-	-	-
Total Petroleum Hydrocarbons (C9-C44) DRO	100	-	16.2 J	56.8	1,020	7.54 J	15.6 J	106	7.32 J	62.4	9.23 J	< 41.9
Total Petroleum Hydrocarbons (C28-C40)	-	-	-	-	-	-	-	-	-	-	-	-

NOTES

- Bold where detected; highlighted where exceeds
- Results reported in mg/kg
- mg/kg = milligrams per kilogram
- ft bgs = feet below ground surface
- = screening level not available/sample not analyzed
- < = not detected at the indicated reporting limit
- J = estimated value
- SVOCs = semi-volatile organic compounds
- TPH = total petroleum hydrocarbons
- 1. DC Tier 0 Standards from the Tier 0 Standard Final Rulemaking published at 40 DCR 7835, 7892 (November 12, 1993); as amended by Final Rulemaking published at 46 DCR 7699 (October 1, 1999)
- 2. United States Environmental Protection Agency (EPA) Regional Screening Level (RSL) Summary Table (June 2015)

TABLE 1
 SUMMARY OF SOIL SAMPLE ANALYTICAL RESULTS AND EXCEEDANCES - SVOCs AND TPH
 BUZZARD POINT D.C. UNITED SOCCER STADIUM DEVELOPMENT
 WASHINGTON, D.C.

Location Sample Date Sample Name Sample Type Sample Depth Interval (ft bgs)	DC Tier 0 Soil Standards ¹	EPA Regional Screening Level for Industrial Soil ²	DP-078 07/13/2015 DP-078-SO-050-01 Primary 4.5 - 5	DP-078 07/13/2015 DP-078-SO-100-01 Primary 9.5 - 10	DP-095 07/15/2015 DP-095-SO-010-01 Primary 0.5 - 1	DP-095 07/15/2015 DP-095-SO-050-01 Primary 4.5 - 5	DP-095 07/15/2015 DP-095-SO-100-01 Primary 9.5 - 10	DP-096 07/16/2015 DP-096-SO-010-01 Primary 0.5 - 1	DP-096 07/16/2015 DP-096-SO-010-02 Duplicate 0.5 - 1	DP-096 07/16/2015 DP-096-SO-050-01 Primary 4.5 - 5	DP-096 07/16/2015 DP-096-SO-100-01 Primary 9.5 - 10	DP-097 07/16/2015 DP-097-SO-010-01 Primary 0.5 - 1
Semi-Volatile Organic Compounds (mg/kg)												
1,2,4-Trichlorobenzene	-	110	-	-	-	-	-	-	-	-	-	-
1,2-Dichlorobenzene	-	9300	-	-	-	-	-	-	-	-	-	-
1,3-Dichlorobenzene	-	-	-	-	-	-	-	-	-	-	-	-
1,4-Dichlorobenzene	-	11	-	-	-	-	-	-	-	-	-	-
1-Methylnaphthalene	-	73	-	-	-	-	-	-	-	-	-	-
2,2'-oxybis(1-Chloropropane)	-	22	-	-	-	-	-	-	-	-	-	-
2,4,5-Trichlorophenol	-	82000	-	-	-	-	-	-	-	-	-	-
2,4,6-Trichlorophenol	-	210	-	-	-	-	-	-	-	-	-	-
2,4-Dichlorophenol	-	2500	-	-	-	-	-	-	-	-	-	-
2,4-Dimethylphenol	-	16000	-	-	-	-	-	-	-	-	-	-
2,4-Dinitrophenol	-	1600	-	-	-	-	-	-	-	-	-	-
2,4-Dinitrotoluene	-	7.4	-	-	-	-	-	-	-	-	-	-
2,6-Dinitrotoluene	-	1.5	-	-	-	-	-	-	-	-	-	-
2-Chloronaphthalene	-	60000	< 0.20	< 0.19	< 0.18	< 0.19	< 0.20	< 0.18	< 0.18	< 0.18	< 0.19	< 0.19
2-Chlorophenol	-	5800	-	-	-	-	-	-	-	-	-	-
2-Methylnaphthalene	-	3000	< 0.23	< 0.23	< 0.22	< 0.23	< 0.24	< 0.22	< 0.22	< 0.22	< 0.23	< 0.23
2-Methylphenol	-	41000	-	-	-	-	-	-	-	-	-	-
2-Nitroaniline	-	8000	-	-	-	-	-	-	-	-	-	-
2-Nitrophenol	-	-	-	-	-	-	-	-	-	-	-	-
3&4-Methylphenol	-	-	-	-	-	-	-	-	-	-	-	-
3,3'-Dichlorobenzidine	-	5.1	-	-	-	-	-	-	-	-	-	-
3-Nitroaniline	-	-	-	-	-	-	-	-	-	-	-	-
4,6-Dinitro-2-methylphenol	-	66	-	-	-	-	-	-	-	-	-	-
4-Bromophenyl phenyl ether	-	-	-	-	-	-	-	-	-	-	-	-
4-Chloro-3-methylphenol	-	82000	-	-	-	-	-	-	-	-	-	-
4-Chloroaniline	-	11	-	-	-	-	-	-	-	-	-	-
4-Chlorophenyl phenyl ether	-	-	-	-	-	-	-	-	-	-	-	-
4-Nitroaniline	-	110	-	-	-	-	-	-	-	-	-	-
4-Nitrophenol	-	-	-	-	-	-	-	-	-	-	-	-
Acenaphthene	-	45000	< 0.16	< 0.15	< 0.14	< 0.15	< 0.16	0.083 J	< 0.14	< 0.15	< 0.15	< 0.15
Acenaphthylene	-	-	< 0.16	< 0.15	< 0.14	< 0.15	< 0.16	0.059 J	0.042 J	< 0.15	< 0.15	< 0.15
Aniline	-	400	-	-	-	-	-	-	-	-	-	-
Anthracene	-	230000	< 0.12	< 0.11	0.053 J	< 0.12	< 0.12	0.22	0.10 J	< 0.11	< 0.12	0.043 J
Benzo(a)anthracene	-	2.9	< 0.12	< 0.11	0.23	0.089 J	< 0.12	0.72	0.38	< 0.11	< 0.12	0.18
Benzo(a)pyrene	-	0.29	< 0.16	< 0.15	0.22	0.073 J	< 0.16	0.71	0.36	< 0.15	< 0.15	0.16
Benzo(b)fluoranthene	-	2.9	< 0.12	< 0.11	0.3	0.089 J	< 0.12	0.92	0.48	< 0.11	< 0.12	0.21
Benzo(g,h,i)perylene	-	-	< 0.16	< 0.15	0.16	0.040 J	< 0.16	0.45	0.24	< 0.15	< 0.15	0.11 J
Benzo(k)fluoranthene	-	29	< 0.12	< 0.11	0.10 J	0.037 J	< 0.12	0.41	0.17	< 0.11	< 0.12	0.084 J
Benzoic acid	-	3.30E+06	-	-	-	-	-	-	-	-	-	-
Benzyl Alcohol	-	82000	-	-	-	-	-	-	-	-	-	-
bis(2-Chloroethoxy)methane	-	2500	-	-	-	-	-	-	-	-	-	-
bis(2-Chloroethyl)ether	-	1	-	-	-	-	-	-	-	-	-	-
bis(2-Ethylhexyl)phthalate	-	160	-	-	-	-	-	-	-	-	-	-
Butyl benzylphthalate	-	1200	-	-	-	-	-	-	-	-	-	-
Chrysene	-	290	< 0.12	< 0.11	0.22	0.086 J	< 0.12	0.73	0.38	< 0.11	< 0.12	0.16
Dibenz(a,h)anthracene	-	0.29	< 0.12	< 0.11	0.044 J	< 0.12	< 0.12	0.12	0.059 J	< 0.11	< 0.12	< 0.11
Dibenzofuran	-	1000	-	-	-	-	-	-	-	-	-	-
Diethyl phthalate	-	660000	-	-	-	-	-	-	-	-	-	-

TABLE 1
 SUMMARY OF SOIL SAMPLE ANALYTICAL RESULTS AND EXCEEDANCES - SVOCs AND TPH
 BUZZARD POINT D.C. UNITED SOCCER STADIUM DEVELOPMENT
 WASHINGTON, D.C.

Location Sample Date Sample Name Sample Type Sample Depth Interval (ft bgs)	DC Tier 0 Soil Standards ¹	EPA Regional Screening Level for Industrial Soil ²	DP-078 07/13/2015 DP-078-SO-050-01 Primary 4.5 - 5	DP-078 07/13/2015 DP-078-SO-100-01 Primary 9.5 - 10	DP-095 07/15/2015 DP-095-SO-010-01 Primary 0.5 - 1	DP-095 07/15/2015 DP-095-SO-050-01 Primary 4.5 - 5	DP-095 07/15/2015 DP-095-SO-100-01 Primary 9.5 - 10	DP-096 07/16/2015 DP-096-SO-010-01 Primary 0.5 - 1	DP-096 07/16/2015 DP-096-SO-010-02 Duplicate 0.5 - 1	DP-096 07/16/2015 DP-096-SO-050-01 Primary 4.5 - 5	DP-096 07/16/2015 DP-096-SO-100-01 Primary 9.5 - 10	DP-097 07/16/2015 DP-097-SO-010-01 Primary 0.5 - 1
Dimethyl phthalate	-	-	-	-	-	-	-	-	-	-	-	-
Di-n-butylphthalate	-	82000	-	-	-	-	-	-	-	-	-	-
Di-n-octyl phthalate	-	8200	-	-	-	-	-	-	-	-	-	-
Fluoranthene	-	30000	< 0.12	< 0.11	0.43	0.15	0.075 J	1.4	0.66	< 0.11	0.056 J	0.41
Fluorene	-	30000	< 0.20	< 0.19	< 0.18	< 0.19	< 0.20	0.070 J	< 0.18	< 0.18	< 0.19	< 0.19
Hexachlorobenzene	-	0.96	-	-	-	-	-	-	-	-	-	-
Hexachlorobutadiene	-	5.3	-	-	-	-	-	-	-	-	-	-
Hexachlorocyclopentadiene	-	7.5	-	-	-	-	-	-	-	-	-	-
Hexachloroethane	-	8	-	-	-	-	-	-	-	-	-	-
Indeno(1,2,3-cd)pyrene	-	2.9	< 0.16	< 0.15	0.17	0.047 J	< 0.16	0.5	0.24	< 0.15	< 0.15	0.11 J
Isophorone	-	2400	-	-	-	-	-	-	-	-	-	-
Naphthalene	-	17	< 0.20	< 0.19	< 0.18	< 0.19	< 0.20	< 0.18	< 0.18	< 0.18	< 0.19	< 0.19
Nitrobenzene	-	22	-	-	-	-	-	-	-	-	-	-
N-Nitrosodimethylamine	-	0.034	-	-	-	-	-	-	-	-	-	-
N-Nitrosodi-n-propylamine	-	0.33	-	-	-	-	-	-	-	-	-	-
N-Nitrosodiphenylamine	-	470	-	-	-	-	-	-	-	-	-	-
Pentachlorophenol	-	4	-	-	-	-	-	-	-	-	-	-
Phenanthrene	-	-	< 0.12	< 0.11	0.19	0.087 J	0.068 J	0.81	0.35	< 0.11	0.049 J	0.18
Phenol	-	250000	-	-	-	-	-	-	-	-	-	-
Pyrene	-	23000	< 0.12	< 0.11	0.39	0.14	0.059 J	1.2	0.6	< 0.11	0.048 J	0.37
Total Petroleum Hydrocarbons (mg/kg)												
Gasoline Range Organics (C6-C10)	100	-	< 2.9	< 2.8	< 2.6	< 2.9	< 2.7	< 2.7	< 2.6	< 2.7	< 2.9	< 2.5
Total Petroleum Hydrocarbons (C10-C28) DRO	100	-	-	-	-	-	-	-	-	-	-	-
Total Petroleum Hydrocarbons (C9-C44) DRO	100	-	4.54 J	< 37.9	72	66.9	5.44 J	128	130	17.6 J	11.4 J	1,910
Total Petroleum Hydrocarbons (C28-C40)	-	-	-	-	-	-	-	-	-	-	-	-

NOTES

- Bold where detected; highlighted where exceeds
- Results reported in mg/kg
- mg/kg = milligrams per kilogram
- ft bgs = feet below ground surface
- = screening level not available/sample not analyzed
- < = not detected at the indicated reporting limit
- J = estimated value
- SVOCs = semi-volatile organic compounds
- TPH = total petroleum hydrocarbons
- 1. DC Tier 0 Standards from the Tier 0 Standard Final Rulemaking published at 40 DCR 7835, 7892 (November 12, 1993); as amended by Final Rulemaking published at 46 DCR 7699 (October 1, 1999)
- 2. United States Environmental Protection Agency (EPA) Regional Screening Level (RSL) Summary Table (June 2015)

TABLE 1
 SUMMARY OF SOIL SAMPLE ANALYTICAL RESULTS AND EXCEEDANCES - SVOCs AND TPH
 BUZZARD POINT D.C. UNITED SOCCER STADIUM DEVELOPMENT
 WASHINGTON, D.C.

Location Sample Date Sample Name Sample Type Sample Depth Interval (ft bgs)	DC Tier 0 Soil Standards ¹	EPA Regional Screening Level for Industrial Soil ²	DP-097 07/16/2015 DP-097-SO-050-01 Primary 4.5 - 5	DP-097 07/16/2015 DP-097-SO-100-01 Primary 9.5 - 10	DP-098 07/16/2015 DP-098-SO-010-01 Primary 0.5 - 1	DP-098 07/16/2015 DP-098-SO-050-01 Primary 4.5 - 5	DP-098 07/16/2015 DP-098-SO-100-01 Primary 9.5 - 10	DP-099 07/16/2015 DP-099-SO-010-01 Primary 0.5 - 1	DP-099 07/16/2015 DP-099-SO-050-01 Primary 4.5 - 5	DP-099 07/16/2015 DP-099-SO-100-01 Primary 9.5 - 10	DP-100 07/17/2015 DP-100-SO-010-01 Primary 0.5 - 1	DP-100 07/17/2015 DP-100-SO-050-01 Primary 4.5 - 5
Semi-Volatile Organic Compounds (mg/kg)												
1,2,4-Trichlorobenzene	-	110	-	-	-	-	-	-	-	-	-	-
1,2-Dichlorobenzene	-	9300	-	-	-	-	-	-	-	-	-	-
1,3-Dichlorobenzene	-	-	-	-	-	-	-	-	-	-	-	-
1,4-Dichlorobenzene	-	11	-	-	-	-	-	-	-	-	-	-
1-Methylnaphthalene	-	73	-	-	-	-	-	-	-	-	-	-
2,2'-oxybis(1-Chloropropane)	-	22	-	-	-	-	-	-	-	-	-	-
2,4,5-Trichlorophenol	-	82000	-	-	-	-	-	-	-	-	-	-
2,4,6-Trichlorophenol	-	210	-	-	-	-	-	-	-	-	-	-
2,4-Dichlorophenol	-	2500	-	-	-	-	-	-	-	-	-	-
2,4-Dimethylphenol	-	16000	-	-	-	-	-	-	-	-	-	-
2,4-Dinitrophenol	-	1600	-	-	-	-	-	-	-	-	-	-
2,4-Dinitrotoluene	-	7.4	-	-	-	-	-	-	-	-	-	-
2,6-Dinitrotoluene	-	1.5	-	-	-	-	-	-	-	-	-	-
2-Chloronaphthalene	-	60000	< 0.19	< 0.20	< 0.18	< 0.19	< 0.20	< 0.19	< 0.19	< 0.19	< 0.35	-
2-Chlorophenol	-	5800	-	-	-	-	-	-	-	-	-	-
2-Methylnaphthalene	-	3000	< 0.23	< 0.24	< 0.22	< 0.23	< 0.24	< 0.23	< 0.23	< 0.22	< 0.42	-
2-Methylphenol	-	41000	-	-	-	-	-	-	-	-	-	-
2-Nitroaniline	-	8000	-	-	-	-	-	-	-	-	-	-
2-Nitrophenol	-	-	-	-	-	-	-	-	-	-	-	-
3&4-Methylphenol	-	-	-	-	-	-	-	-	-	-	-	-
3,3'-Dichlorobenzidine	-	5.1	-	-	-	-	-	-	-	-	-	-
3-Nitroaniline	-	-	-	-	-	-	-	-	-	-	-	-
4,6-Dinitro-2-methylphenol	-	66	-	-	-	-	-	-	-	-	-	-
4-Bromophenyl phenyl ether	-	-	-	-	-	-	-	-	-	-	-	-
4-Chloro-3-methylphenol	-	82000	-	-	-	-	-	-	-	-	-	-
4-Chloroaniline	-	11	-	-	-	-	-	-	-	-	-	-
4-Chlorophenyl phenyl ether	-	-	-	-	-	-	-	-	-	-	-	-
4-Nitroaniline	-	110	-	-	-	-	-	-	-	-	-	-
4-Nitrophenol	-	-	-	-	-	-	-	-	-	-	-	-
Acenaphthene	-	45000	< 0.15	< 0.16	0.12 J	< 0.15	< 0.16	< 0.16	< 0.15	< 0.15	0.22 J	-
Acenaphthylene	-	-	< 0.15	< 0.16	< 0.14	< 0.15	< 0.16	0.047 J	< 0.15	< 0.15	0.18 J	-
Aniline	-	400	-	-	-	-	-	-	-	-	-	-
Anthracene	-	230000	0.13	< 0.12	0.29	0.036 J	0.043 J	0.065 J	< 0.11	< 0.11	0.7	-
Benzo(a)anthracene	-	2.9	0.92	< 0.12	0.68	0.16	0.093 J	0.36	0.050 J	< 0.11	1.6	-
Benzo(a)pyrene	-	0.29	0.98	< 0.16	0.6	0.15	0.073 J	0.35	< 0.15	< 0.15	1.5	-
Benzo(b)fluoranthene	-	2.9	1.1	< 0.12	0.75	0.18	0.088 J	0.54	0.054 J	< 0.11	1.8	-
Benzo(g,h,i)perylene	-	-	0.62	< 0.16	0.36	0.096 J	0.042 J	0.29	< 0.15	< 0.15	0.9	-
Benzo(k)fluoranthene	-	29	0.31	< 0.12	0.29	0.080 J	< 0.12	0.23	< 0.11	< 0.11	0.8	-
Benzoic acid	-	3.30E+06	-	-	-	-	-	-	-	-	-	-
Benzyl Alcohol	-	82000	-	-	-	-	-	-	-	-	-	-
bis(2-Chloroethoxy)methane	-	2500	-	-	-	-	-	-	-	-	-	-
bis(2-Chloroethyl)ether	-	1	-	-	-	-	-	-	-	-	-	-
bis(2-Ethylhexyl)phthalate	-	160	-	-	-	-	-	-	-	-	-	-
Butyl benzylphthalate	-	1200	-	-	-	-	-	-	-	-	-	-
Chrysene	-	290	0.96	< 0.12	0.6	0.14	0.080 J	0.34	0.049 J	< 0.11	1.7	-
Dibenz(a,h)anthracene	-	0.29	0.14	< 0.12	0.10 J	< 0.11	< 0.12	0.10 J	< 0.11	< 0.11	0.24	-
Dibenzofuran	-	1000	-	-	-	-	-	-	-	-	-	-
Diethyl phthalate	-	660000	-	-	-	-	-	-	-	-	-	-

TABLE 1
 SUMMARY OF SOIL SAMPLE ANALYTICAL RESULTS AND EXCEEDANCES - SVOCs AND TPH
 BUZZARD POINT D.C. UNITED SOCCER STADIUM DEVELOPMENT
 WASHINGTON, D.C.

Location Sample Date Sample Name Sample Type Sample Depth Interval (ft bgs)	DC Tier 0 Soil Standards ¹	EPA Regional Screening Level for Industrial Soil ²	DP-097 07/16/2015 DP-097-SO-050-01 Primary 4.5 - 5	DP-097 07/16/2015 DP-097-SO-100-01 Primary 9.5 - 10	DP-098 07/16/2015 DP-098-SO-010-01 Primary 0.5 - 1	DP-098 07/16/2015 DP-098-SO-050-01 Primary 4.5 - 5	DP-098 07/16/2015 DP-098-SO-100-01 Primary 9.5 - 10	DP-099 07/16/2015 DP-099-SO-010-01 Primary 0.5 - 1	DP-099 07/16/2015 DP-099-SO-050-01 Primary 4.5 - 5	DP-099 07/16/2015 DP-099-SO-100-01 Primary 9.5 - 10	DP-100 07/17/2015 DP-100-SO-010-01 Primary 0.5 - 1	DP-100 07/17/2015 DP-100-SO-050-01 Primary 4.5 - 5
Dimethyl phthalate	-	-	-	-	-	-	-	-	-	-	-	-
Di-n-butylphthalate	-	82000	-	-	-	-	-	-	-	-	-	-
Di-n-octyl phthalate	-	8200	-	-	-	-	-	-	-	-	-	-
Fluoranthene	-	30000	1.5	< 0.12	1.6	0.28	0.22	0.46	0.098 J	< 0.11	3.5	-
Fluorene	-	30000	< 0.19	< 0.20	0.11 J	< 0.19	< 0.20	< 0.19	< 0.19	< 0.19	0.17 J	-
Hexachlorobenzene	-	0.96	-	-	-	-	-	-	-	-	-	-
Hexachlorobutadiene	-	5.3	-	-	-	-	-	-	-	-	-	-
Hexachlorocyclopentadiene	-	7.5	-	-	-	-	-	-	-	-	-	-
Hexachloroethane	-	8	-	-	-	-	-	-	-	-	-	-
Indeno(1,2,3-cd)pyrene	-	2.9	0.6	< 0.16	0.42	0.11 J	0.044 J	0.33	< 0.15	< 0.15	0.96	-
Isophorone	-	2400	-	-	-	-	-	-	-	-	-	-
Naphthalene	-	17	0.066 J	< 0.20	< 0.18	< 0.19	< 0.20	< 0.19	< 0.19	< 0.19	< 0.35	-
Nitrobenzene	-	22	-	-	-	-	-	-	-	-	-	-
N-Nitrosodimethylamine	-	0.034	-	-	-	-	-	-	-	-	-	-
N-Nitrosodi-n-propylamine	-	0.33	-	-	-	-	-	-	-	-	-	-
N-Nitrosodiphenylamine	-	470	-	-	-	-	-	-	-	-	-	-
Pentachlorophenol	-	4	-	-	-	-	-	-	-	-	-	-
Phenanthrene	-	-	0.32	< 0.12	1.1	0.11	0.13	0.16	0.064 J	< 0.11	2.1	-
Phenol	-	250000	-	-	-	-	-	-	-	-	-	-
Pyrene	-	23000	2.4	< 0.12	1.3	0.24	0.16	0.41	0.085 J	< 0.11	3.2	-
Total Petroleum Hydrocarbons (mg/kg)												
Gasoline Range Organics (C6-C10)	100	-	< 2.9	< 3.0	< 2.6	< 2.7	< 2.9	< 2.8	< 2.8	< 2.9	< 2.4	< 2.6
Total Petroleum Hydrocarbons (C10-C28) DRO	100	-	-	-	-	-	-	-	-	-	-	-
Total Petroleum Hydrocarbons (C9-C44) DRO	100	-	2,520	826	133	120	21.6 J	215	25.6 J	4.34 J	793	8.76 J
Total Petroleum Hydrocarbons (C28-C40)	-	-	-	-	-	-	-	-	-	-	-	-

NOTES

- Bold where detected; highlighted where exceeds
- Results reported in mg/kg
- mg/kg = milligrams per kilogram
- ft bgs = feet below ground surface
- = screening level not available/sample not analyzed
- < = not detected at the indicated reporting limit
- J = estimated value
- SVOCs = semi-volatile organic compounds
- TPH = total petroleum hydrocarbons
- 1. DC Tier 0 Standards from the Tier 0 Standard Final Rulemaking published at 40 DCR 7835, 7892 (November 12, 1993); as amended by Final Rulemaking published at 46 DCR 7699 (October 1, 1999)
- 2. United States Environmental Protection Agency (EPA) Regional Screening Level (RSL) Summary Table (June 2015)

TABLE 1
 SUMMARY OF SOIL SAMPLE ANALYTICAL RESULTS AND EXCEEDANCES - SVOCs AND TPH
 BUZZARD POINT D.C. UNITED SOCCER STADIUM DEVELOPMENT
 WASHINGTON, D.C.

Location Sample Date Sample Name Sample Type Sample Depth Interval (ft bgs)	DC Tier 0 Soil Standards ¹	EPA Regional Screening Level for Industrial Soil ²	DP-100 07/17/2015 DP-100-SO-100-01 Primary 9.5 - 10	DP-101 07/17/2015 DP-101-SO-010-01 Primary 0.5 - 1	DP-101 07/17/2015 DP-101-SO-050-01 Primary 4.5 - 5	DP-101 07/17/2015 DP-101-SO-100-01 Primary 9.5 - 10	DP-102 07/17/2015 DP-102-SO-010-01 Primary 0.5 - 1	DP-102 07/17/2015 DP-102-SO-050-01 Primary 4.5 - 5	DP-102 07/17/2015 DP-102-SO-100-01 Primary 9.5 - 10	DP-103 07/17/2015 DP-103-SO-010-01 Primary 0.5 - 1	DP-103 07/17/2015 DP-103-SO-050-01 Primary 4.5 - 5	DP-103 07/17/2015 DP-103-SO-100-01 Primary 9.5 - 10
Semi-Volatile Organic Compounds (mg/kg)												
1,2,4-Trichlorobenzene	-	110	-	-	-	-	-	-	-	-	-	-
1,2-Dichlorobenzene	-	9300	-	-	-	-	-	-	-	-	-	-
1,3-Dichlorobenzene	-	-	-	-	-	-	-	-	-	-	-	-
1,4-Dichlorobenzene	-	11	-	-	-	-	-	-	-	-	-	-
1-Methylnaphthalene	-	73	-	-	-	-	-	-	-	-	-	-
2,2'-oxybis(1-Chloropropane)	-	22	-	-	-	-	-	-	-	-	-	-
2,4,5-Trichlorophenol	-	82000	-	-	-	-	-	-	-	-	-	-
2,4,6-Trichlorophenol	-	210	-	-	-	-	-	-	-	-	-	-
2,4-Dichlorophenol	-	2500	-	-	-	-	-	-	-	-	-	-
2,4-Dimethylphenol	-	16000	-	-	-	-	-	-	-	-	-	-
2,4-Dinitrophenol	-	1600	-	-	-	-	-	-	-	-	-	-
2,4-Dinitrotoluene	-	7.4	-	-	-	-	-	-	-	-	-	-
2,6-Dinitrotoluene	-	1.5	-	-	-	-	-	-	-	-	-	-
2-Chloronaphthalene	-	60000	-	< 0.18	< 0.18	< 0.19	< 0.18	< 0.18	< 0.19	< 0.18	< 0.18	< 0.20
2-Chlorophenol	-	5800	-	-	-	-	-	-	-	-	-	-
2-Methylnaphthalene	-	3000	-	< 0.21	0.20 J	< 0.22	< 0.22	0.063 J	0.18 J	0.46	< 0.22	< 0.24
2-Methylphenol	-	41000	-	-	-	-	-	-	-	-	-	-
2-Nitroaniline	-	8000	-	-	-	-	-	-	-	-	-	-
2-Nitrophenol	-	-	-	-	-	-	-	-	-	-	-	-
3&4-Methylphenol	-	-	-	-	-	-	-	-	-	-	-	-
3,3'-Dichlorobenzidine	-	5.1	-	-	-	-	-	-	-	-	-	-
3-Nitroaniline	-	-	-	-	-	-	-	-	-	-	-	-
4,6-Dinitro-2-methylphenol	-	66	-	-	-	-	-	-	-	-	-	-
4-Bromophenyl phenyl ether	-	-	-	-	-	-	-	-	-	-	-	-
4-Chloro-3-methylphenol	-	82000	-	-	-	-	-	-	-	-	-	-
4-Chloroaniline	-	11	-	-	-	-	-	-	-	-	-	-
4-Chlorophenyl phenyl ether	-	-	-	-	-	-	-	-	-	-	-	-
4-Nitroaniline	-	110	-	-	-	-	-	-	-	-	-	-
4-Nitrophenol	-	-	-	-	-	-	-	-	-	-	-	-
Acenaphthene	-	45000	-	< 0.14	0.42	< 0.15	< 0.15	0.22	0.44	0.38	< 0.15	< 0.16
Acenaphthylene	-	-	-	< 0.14	0.37	< 0.15	< 0.15	0.26	0.17	1.9	0.068 J	< 0.16
Aniline	-	400	-	-	-	-	-	-	-	-	-	-
Anthracene	-	230000	-	0.039 J	1.1	< 0.11	0.047 J	0.61	0.89	2.4	0.046 J	< 0.12
Benzo(a)anthracene	-	2.9	-	0.12	2	< 0.11	0.18	1.3	1.5	5.9	0.12	< 0.12
Benzo(a)pyrene	-	0.29	-	0.12 J	2	< 0.15	0.18	1.4	1.5	4.9	0.11 J	< 0.16
Benzo(b)fluoranthene	-	2.9	-	0.17	2.5	< 0.11	0.22	1.2	1.2	4.9	0.089 J	< 0.12
Benzo(g,h,i)perylene	-	-	-	0.098 J	1.6	< 0.15	0.11 J	1.1	1	2.6	0.060 J	< 0.16
Benzo(k)fluoranthene	-	29	-	0.061 J	0.87	< 0.11	0.080 J	1	1.3	3.8	0.097 J	< 0.12
Benzoic acid	-	3.30E+06	-	-	-	-	-	-	-	-	-	-
Benzyl Alcohol	-	82000	-	-	-	-	-	-	-	-	-	-
bis(2-Chloroethoxy)methane	-	2500	-	-	-	-	-	-	-	-	-	-
bis(2-Chloroethyl)ether	-	1	-	-	-	-	-	-	-	-	-	-
bis(2-Ethylhexyl)phthalate	-	160	-	-	-	-	-	-	-	-	-	-
Butyl benzylphthalate	-	1200	-	-	-	-	-	-	-	-	-	-
Chrysene	-	290	-	0.16	2.1	< 0.11	0.19	1.3	1.6	5.6	0.12	< 0.12
Dibenz(a,h)anthracene	-	0.29	-	< 0.10	0.33	< 0.11	< 0.11	0.29	0.29	1.1	< 0.11	< 0.12
Dibenzofuran	-	1000	-	-	-	-	-	-	-	-	-	-
Diethyl phthalate	-	660000	-	-	-	-	-	-	-	-	-	-

TABLE 1
 SUMMARY OF SOIL SAMPLE ANALYTICAL RESULTS AND EXCEEDANCES - SVOCs AND TPH
 BUZZARD POINT D.C. UNITED SOCCER STADIUM DEVELOPMENT
 WASHINGTON, D.C.

Location Sample Date Sample Name Sample Type Sample Depth Interval (ft bgs)	DC Tier 0 Soil Standards ¹	EPA Regional Screening Level for Industrial Soil ²	DP-100 07/17/2015 DP-100-SO-100-01 Primary 9.5 - 10	DP-101 07/17/2015 DP-101-SO-010-01 Primary 0.5 - 1	DP-101 07/17/2015 DP-101-SO-050-01 Primary 4.5 - 5	DP-101 07/17/2015 DP-101-SO-100-01 Primary 9.5 - 10	DP-102 07/17/2015 DP-102-SO-010-01 Primary 0.5 - 1	DP-102 07/17/2015 DP-102-SO-050-01 Primary 4.5 - 5	DP-102 07/17/2015 DP-102-SO-100-01 Primary 9.5 - 10	DP-103 07/17/2015 DP-103-SO-010-01 Primary 0.5 - 1	DP-103 07/17/2015 DP-103-SO-050-01 Primary 4.5 - 5	DP-103 07/17/2015 DP-103-SO-100-01 Primary 9.5 - 10
Dimethyl phthalate	-	-	-	-	-	-	-	-	-	-	-	-
Di-n-butylphthalate	-	82000	-	-	-	-	-	-	-	-	-	-
Di-n-octyl phthalate	-	8200	-	-	-	-	-	-	-	-	-	-
Fluoranthene	-	30000	-	0.22	4.4	< 0.11	0.31	2.9	3.8	13	0.22	0.039 J
Fluorene	-	30000	-	< 0.18	0.43	< 0.19	< 0.18	0.26	0.49	1.5	< 0.18	< 0.20
Hexachlorobenzene	-	0.96	-	-	-	-	-	-	-	-	-	-
Hexachlorobutadiene	-	5.3	-	-	-	-	-	-	-	-	-	-
Hexachlorocyclopentadiene	-	7.5	-	-	-	-	-	-	-	-	-	-
Hexachloroethane	-	8	-	-	-	-	-	-	-	-	-	-
Indeno(1,2,3-cd)pyrene	-	2.9	-	0.086 J	1.5	< 0.15	0.12 J	0.89	0.82	2.7	0.058 J	< 0.16
Isophorone	-	2400	-	-	-	-	-	-	-	-	-	-
Naphthalene	-	17	-	< 0.18	0.2	< 0.19	< 0.18	0.066 J	0.34	0.59	< 0.18	< 0.20
Nitrobenzene	-	22	-	-	-	-	-	-	-	-	-	-
N-Nitrosodimethylamine	-	0.034	-	-	-	-	-	-	-	-	-	-
N-Nitrosodi-n-propylamine	-	0.33	-	-	-	-	-	-	-	-	-	-
N-Nitrosodiphenylamine	-	470	-	-	-	-	-	-	-	-	-	-
Pentachlorophenol	-	4	-	-	-	-	-	-	-	-	-	-
Phenanthrene	-	-	-	0.13	3.9	< 0.11	0.14	2.3	3.6	11	0.17	< 0.12
Phenol	-	250000	-	-	-	-	-	-	-	-	-	-
Pyrene	-	23000	-	0.21	3.8	< 0.11	0.3	2.4	3.2	11	0.19	0.042 J
Total Petroleum Hydrocarbons (mg/kg)												
Gasoline Range Organics (C6-C10)	100	-	< 3.0	< 2.3	< 2.6	1.4 J	< 2.8	< 2.8	< 2.9	< 2.8	< 2.8	< 3.1
Total Petroleum Hydrocarbons (C10-C28) DRO	100	-	-	-	-	-	-	-	-	-	-	-
Total Petroleum Hydrocarbons (C9-C44) DRO	100	-	12.9 J	1,420	487	5,460	114	173	305	287	46.2	1,600
Total Petroleum Hydrocarbons (C28-C40)	-	-	-	-	-	-	-	-	-	-	-	-

NOTES

- Bold where detected; highlighted where exceeds
- Results reported in mg/kg
- mg/kg = milligrams per kilogram
- ft bgs = feet below ground surface
- = screening level not available/sample not analyzed
- < = not detected at the indicated reporting limit
- J = estimated value
- SVOCs = semi-volatile organic compounds
- TPH = total petroleum hydrocarbons
- 1. DC Tier 0 Standards from the Tier 0 Standard Final Rulemaking published at 40 DCR 7835, 7892 (November 12, 1993); as amended by Final Rulemaking published at 46 DCR 7699 (October 1, 1999)
- 2. United States Environmental Protection Agency (EPA) Regional Screening Level (RSL) Summary Table (June 2015)

TABLE 1
 SUMMARY OF SOIL SAMPLE ANALYTICAL RESULTS AND EXCEEDANCES - SVOCs AND TPH
 BUZZARD POINT D.C. UNITED SOCCER STADIUM DEVELOPMENT
 WASHINGTON, D.C.

Location Sample Date Sample Name Sample Type Sample Depth Interval (ft bgs)	DC Tier 0 Soil Standards ¹	EPA Regional Screening Level for Industrial Soil ²	DP-104 07/17/2015 DP-104-SO-010-01 Primary 0.5 - 1	DP-104 07/17/2015 DP-104-SO-050-01 Primary 4.5 - 5	DP-104 07/17/2015 DP-104-SO-100-01 Primary 9.5 - 10	DP-105 07/17/2015 DP-105-SO-010-01 Primary 0.5 - 1	DP-105 07/17/2015 DP-105-SO-050-01 Primary 4.5 - 5	DP-105 07/17/2015 DP-105-SO-100-01 Primary 9.5 - 10	DP-106 07/17/2015 DP-106-SO-010-01 Primary 0.5 - 1	DP-106 07/17/2015 DP-106-SO-050-01 Primary 4.5 - 5	DP-106 07/17/2015 DP-106-SO-100-01 Primary 9.5 - 10	DP-107 07/17/2015 DP-107-SO-010-01 Primary 0.5 - 1
Semi-Volatile Organic Compounds (mg/kg)												
1,2,4-Trichlorobenzene	-	110	-	-	-	-	-	-	-	-	-	-
1,2-Dichlorobenzene	-	9300	-	-	-	-	-	-	-	-	-	-
1,3-Dichlorobenzene	-	-	-	-	-	-	-	-	-	-	-	-
1,4-Dichlorobenzene	-	11	-	-	-	-	-	-	-	-	-	-
1-Methylnaphthalene	-	73	-	-	-	-	-	-	-	-	-	-
2,2'-oxybis(1-Chloropropane)	-	22	-	-	-	-	-	-	-	-	-	-
2,4,5-Trichlorophenol	-	82000	-	-	-	-	-	-	-	-	-	-
2,4,6-Trichlorophenol	-	210	-	-	-	-	-	-	-	-	-	-
2,4-Dichlorophenol	-	2500	-	-	-	-	-	-	-	-	-	-
2,4-Dimethylphenol	-	16000	-	-	-	-	-	-	-	-	-	-
2,4-Dinitrophenol	-	1600	-	-	-	-	-	-	-	-	-	-
2,4-Dinitrotoluene	-	7.4	-	-	-	-	-	-	-	-	-	-
2,6-Dinitrotoluene	-	1.5	-	-	-	-	-	-	-	-	-	-
2-Chloronaphthalene	-	60000	< 0.37	-	-	-	< 0.18	-	< 0.18	-	-	< 0.18
2-Chlorophenol	-	5800	-	-	-	-	-	-	-	-	-	-
2-Methylnaphthalene	-	3000	< 0.45	-	-	-	< 0.22	-	< 0.22	-	-	< 0.21
2-Methylphenol	-	41000	-	-	-	-	-	-	-	-	-	-
2-Nitroaniline	-	8000	-	-	-	-	-	-	-	-	-	-
2-Nitrophenol	-	-	-	-	-	-	-	-	-	-	-	-
3&4-Methylphenol	-	-	-	-	-	-	-	-	-	-	-	-
3,3'-Dichlorobenzidine	-	5.1	-	-	-	-	-	-	-	-	-	-
3-Nitroaniline	-	-	-	-	-	-	-	-	-	-	-	-
4,6-Dinitro-2-methylphenol	-	66	-	-	-	-	-	-	-	-	-	-
4-Bromophenyl phenyl ether	-	-	-	-	-	-	-	-	-	-	-	-
4-Chloro-3-methylphenol	-	82000	-	-	-	-	-	-	-	-	-	-
4-Chloroaniline	-	11	-	-	-	-	-	-	-	-	-	-
4-Chlorophenyl phenyl ether	-	-	-	-	-	-	-	-	-	-	-	-
4-Nitroaniline	-	110	-	-	-	-	-	-	-	-	-	-
4-Nitrophenol	-	-	-	-	-	-	-	-	-	-	-	-
Acenaphthene	-	45000	0.3	-	-	-	< 0.15	-	0.053 J	-	-	0.039 J
Acenaphthylene	-	-	0.23 J	-	-	-	< 0.15	-	< 0.14	-	-	0.036 J
Aniline	-	400	-	-	-	-	-	-	-	-	-	-
Anthracene	-	230000	1.5	-	-	-	< 0.11	-	0.21	-	-	0.099 J
Benzo(a)anthracene	-	2.9	4.4	-	-	-	< 0.11	-	0.63	-	-	0.33
Benzo(a)pyrene	-	0.29	4.1	-	-	-	< 0.15	-	0.55	-	-	0.34
Benzo(b)fluoranthene	-	2.9	5.3	-	-	-	< 0.11	-	0.72	-	-	0.31
Benzo(g,h,i)perylene	-	-	2.7	-	-	-	< 0.15	-	0.34	-	-	0.19
Benzo(k)fluoranthene	-	29	1.9	-	-	-	< 0.11	-	0.27	-	-	0.28
Benzoic acid	-	3.30E+06	-	-	-	-	-	-	-	-	-	-
Benzyl Alcohol	-	82000	-	-	-	-	-	-	-	-	-	-
bis(2-Chloroethoxy)methane	-	2500	-	-	-	-	-	-	-	-	-	-
bis(2-Chloroethyl)ether	-	1	-	-	-	-	-	-	-	-	-	-
bis(2-Ethylhexyl)phthalate	-	160	-	-	-	-	-	-	-	-	-	-
Butyl benzylphthalate	-	1200	-	-	-	-	-	-	-	-	-	-
Chrysene	-	290	4.4	-	-	-	< 0.11	-	0.66	-	-	0.33
Dibenz(a,h)anthracene	-	0.29	0.65	-	-	-	< 0.11	-	0.093 J	-	-	0.066 J
Dibenzofuran	-	1000	-	-	-	-	-	-	-	-	-	-
Diethyl phthalate	-	660000	-	-	-	-	-	-	-	-	-	-

TABLE 1
 SUMMARY OF SOIL SAMPLE ANALYTICAL RESULTS AND EXCEEDANCES - SVOCs AND TPH
 BUZZARD POINT D.C. UNITED SOCCER STADIUM DEVELOPMENT
 WASHINGTON, D.C.

Location Sample Date Sample Name Sample Type Sample Depth Interval (ft bgs)	DC Tier 0 Soil Standards ¹	EPA Regional Screening Level for Industrial Soil ²	DP-104 07/17/2015 DP-104-SO-010-01 Primary 0.5 - 1	DP-104 07/17/2015 DP-104-SO-050-01 Primary 4.5 - 5	DP-104 07/17/2015 DP-104-SO-100-01 Primary 9.5 - 10	DP-105 07/17/2015 DP-105-SO-010-01 Primary 0.5 - 1	DP-105 07/17/2015 DP-105-SO-050-01 Primary 4.5 - 5	DP-105 07/17/2015 DP-105-SO-100-01 Primary 9.5 - 10	DP-106 07/17/2015 DP-106-SO-010-01 Primary 0.5 - 1	DP-106 07/17/2015 DP-106-SO-050-01 Primary 4.5 - 5	DP-106 07/17/2015 DP-106-SO-100-01 Primary 9.5 - 10	DP-107 07/17/2015 DP-107-SO-010-01 Primary 0.5 - 1
Dimethyl phthalate	-	-	-	-	-	-	-	-	-	-	-	-
Di-n-butylphthalate	-	82000	-	-	-	-	-	-	-	-	-	-
Di-n-octyl phthalate	-	8200	-	-	-	-	-	-	-	-	-	-
Fluoranthene	-	30000	8.5	-	-	-	< 0.11	-	1.3	-	-	0.62
Fluorene	-	30000	0.24 J	-	-	-	< 0.18	-	< 0.18	-	-	< 0.18
Hexachlorobenzene	-	0.96	-	-	-	-	-	-	-	-	-	-
Hexachlorobutadiene	-	5.3	-	-	-	-	-	-	-	-	-	-
Hexachlorocyclopentadiene	-	7.5	-	-	-	-	-	-	-	-	-	-
Hexachloroethane	-	8	-	-	-	-	-	-	-	-	-	-
Indeno(1,2,3-cd)pyrene	-	2.9	2.8	-	-	-	< 0.15	-	0.35	-	-	0.18
Isophorone	-	2400	-	-	-	-	-	-	-	-	-	-
Naphthalene	-	17	0.12 J	-	-	-	< 0.18	-	< 0.18	-	-	< 0.18
Nitrobenzene	-	22	-	-	-	-	-	-	-	-	-	-
N-Nitrosodimethylamine	-	0.034	-	-	-	-	-	-	-	-	-	-
N-Nitrosodi-n-propylamine	-	0.33	-	-	-	-	-	-	-	-	-	-
N-Nitrosodiphenylamine	-	470	-	-	-	-	-	-	-	-	-	-
Pentachlorophenol	-	4	-	-	-	-	-	-	-	-	-	-
Phenanthrene	-	-	4.5	-	-	-	< 0.11	-	0.7	-	-	0.34
Phenol	-	250000	-	-	-	-	-	-	-	-	-	-
Pyrene	-	23000	7.9	-	-	-	< 0.11	-	1.2	-	-	0.53
Total Petroleum Hydrocarbons (mg/kg)												
Gasoline Range Organics (C6-C10)	100	-	< 2.8	< 3.0	< 2.8	< 2.7	< 2.8	130	< 2.8	< 2.8	< 3.1	< 2.7
Total Petroleum Hydrocarbons (C10-C28) DRO	100	-	-	-	-	-	-	-	-	-	-	-
Total Petroleum Hydrocarbons (C9-C44) DRO	100	-	304	221	27.4 J	116	210	166	318	156	180	17.3 J
Total Petroleum Hydrocarbons (C28-C40)	-	-	-	-	-	-	-	-	-	-	-	-

NOTES

- Bold where detected; highlighted where exceeds
- Results reported in mg/kg
- mg/kg = milligrams per kilogram
- ft bgs = feet below ground surface
- = screening level not available/sample not analyzed
- < = not detected at the indicated reporting limit
- J = estimated value
- SVOCs = semi-volatile organic compounds
- TPH = total petroleum hydrocarbons
- 1. DC Tier 0 Standards from the Tier 0 Standard Final Rulemaking published at 40 DCR 7835, 7892 (November 12, 1993); as amended by Final Rulemaking published at 46 DCR 7699 (October 1, 1999)
- 2. United States Environmental Protection Agency (EPA) Regional Screening Level (RSL) Summary Table (June 2015)

TABLE 1
 SUMMARY OF SOIL SAMPLE ANALYTICAL RESULTS AND EXCEEDANCES - SVOCs AND TPH
 BUZZARD POINT D.C. UNITED SOCCER STADIUM DEVELOPMENT
 WASHINGTON, D.C.

Location Sample Date Sample Name Sample Type Sample Depth Interval (ft bgs)	DC Tier 0 Soil Standards ¹	EPA Regional Screening Level for Industrial Soil ²	DP-107 07/17/2015 DP-107-SO-050-01 Primary 4.5 - 5	DP-107 07/17/2015 DP-107-SO-050-02 Duplicate 4.5 - 5	DP-107 07/17/2015 DP-107-SO-100-01 Primary 9.5 - 10	DP-108 07/17/2015 DP-108-SO-010-01 Primary 0.5 - 1	DP-108 07/17/2015 DP-108-SO-010-02 Primary 0.5 - 1	DP-108 07/17/2015 DP-108-SO-050-01 Primary 4.5 - 5	DP-108 07/17/2015 DP-108-SO-100-01 Primary 9.5 - 10	DP-109 07/20/2015 DP-109-SO-010-01 Primary 0.5 - 1	DP-109 07/20/2015 DP-109-SO-050-01 Primary 4.5 - 5	DP-109 07/20/2015 DP-109-SO-100-01 Primary 9.5 - 10
Semi-Volatile Organic Compounds (mg/kg)												
1,2,4-Trichlorobenzene	-	110	-	-	-	-	-	-	-	-	-	-
1,2-Dichlorobenzene	-	9300	-	-	-	-	-	-	-	-	-	-
1,3-Dichlorobenzene	-	-	-	-	-	-	-	-	-	-	-	-
1,4-Dichlorobenzene	-	11	-	-	-	-	-	-	-	-	-	-
1-Methylnaphthalene	-	73	-	-	-	-	-	-	-	-	-	-
2,2'-oxybis(1-Chloropropane)	-	22	-	-	-	-	-	-	-	-	-	-
2,4,5-Trichlorophenol	-	82000	-	-	-	-	-	-	-	-	-	-
2,4,6-Trichlorophenol	-	210	-	-	-	-	-	-	-	-	-	-
2,4-Dichlorophenol	-	2500	-	-	-	-	-	-	-	-	-	-
2,4-Dimethylphenol	-	16000	-	-	-	-	-	-	-	-	-	-
2,4-Dinitrophenol	-	1600	-	-	-	-	-	-	-	-	-	-
2,4-Dinitrotoluene	-	7.4	-	-	-	-	-	-	-	-	-	-
2,6-Dinitrotoluene	-	1.5	-	-	-	-	-	-	-	-	-	-
2-Chloronaphthalene	-	60000	< 0.18	< 0.18	< 0.20	< 0.18	< 0.17	< 0.18	< 0.19	< 0.30	-	-
2-Chlorophenol	-	5800	-	-	-	-	-	-	-	-	-	-
2-Methylnaphthalene	-	3000	< 0.22	< 0.22	< 0.24	< 0.21	< 0.21	< 0.21	< 0.23	< 0.35	-	-
2-Methylphenol	-	41000	-	-	-	-	-	-	-	-	-	-
2-Nitroaniline	-	8000	-	-	-	-	-	-	-	-	-	-
2-Nitrophenol	-	-	-	-	-	-	-	-	-	-	-	-
3&4-Methylphenol	-	-	-	-	-	-	-	-	-	-	-	-
3,3'-Dichlorobenzidine	-	5.1	-	-	-	-	-	-	-	-	-	-
3-Nitroaniline	-	-	-	-	-	-	-	-	-	-	-	-
4,6-Dinitro-2-methylphenol	-	66	-	-	-	-	-	-	-	-	-	-
4-Bromophenyl phenyl ether	-	-	-	-	-	-	-	-	-	-	-	-
4-Chloro-3-methylphenol	-	82000	-	-	-	-	-	-	-	-	-	-
4-Chloroaniline	-	11	-	-	-	-	-	-	-	-	-	-
4-Chlorophenyl phenyl ether	-	-	-	-	-	-	-	-	-	-	-	-
4-Nitroaniline	-	110	-	-	-	-	-	-	-	-	-	-
4-Nitrophenol	-	-	-	-	-	-	-	-	-	-	-	-
Acenaphthene	-	45000	< 0.15	< 0.15	0.071 J	0.19	< 0.14	0.057 J	< 0.15	0.080 J	-	-
Acenaphthylene	-	-	< 0.15	< 0.15	0.062 J	0.16	0.041 J	0.043 J	< 0.15	0.16 J	-	-
Aniline	-	400	-	-	-	-	-	-	-	-	-	-
Anthracene	-	230000	0.042 J	0.039 J	0.19	0.77	0.067 J	0.16	< 0.11	0.32	-	-
Benzo(a)anthracene	-	2.9	0.097 J	0.12	0.44	2.3	0.16	0.5	0.083 J	0.78	-	-
Benzo(a)pyrene	-	0.29	0.096 J	0.12 J	0.44	2.1	0.18	0.46	0.080 J	0.8	-	-
Benzo(b)fluoranthene	-	2.9	0.078 J	0.10 J	0.38	1.8	0.24	0.4	0.072 J	0.99	-	-
Benzo(g,h,i)perylene	-	-	0.064 J	0.084 J	0.28	1.2	0.14	0.28	0.043 J	0.57	-	-
Benzo(k)fluoranthene	-	29	0.083 J	0.10 J	0.33	1.8	0.16	0.4	0.066 J	0.41	-	-
Benzoic acid	-	3.30E+06	-	-	-	-	-	-	-	-	-	-
Benzyl Alcohol	-	82000	-	-	-	-	-	-	-	-	-	-
bis(2-Chloroethoxy)methane	-	2500	-	-	-	-	-	-	-	-	-	-
bis(2-Chloroethyl)ether	-	1	-	-	-	-	-	-	-	-	-	-
bis(2-Ethylhexyl)phthalate	-	160	-	-	-	-	-	-	-	-	-	-
Butyl benzylphthalate	-	1200	-	-	-	-	-	-	-	-	-	-
Chrysene	-	290	0.10 J	0.13	0.47	2.1	0.24	0.51	0.086 J	0.74	-	-
Dibenz(a,h)anthracene	-	0.29	< 0.11	< 0.11	0.082 J	0.48	0.048 J	0.099 J	< 0.11	0.16 J	-	-
Dibenzofuran	-	1000	-	-	-	-	-	-	-	-	-	-
Diethyl phthalate	-	660000	-	-	-	-	-	-	-	-	-	-

TABLE 1
 SUMMARY OF SOIL SAMPLE ANALYTICAL RESULTS AND EXCEEDANCES - SVOCs AND TPH
 BUZZARD POINT D.C. UNITED SOCCER STADIUM DEVELOPMENT
 WASHINGTON, D.C.

Location Sample Date Sample Name Sample Type Sample Depth Interval (ft bgs)	DC Tier 0 Soil Standards ¹	EPA Regional Screening Level for Industrial Soil ²	DP-107 07/17/2015 DP-107-SO-050-01 Primary 4.5 - 5	DP-107 07/17/2015 DP-107-SO-050-02 Duplicate 4.5 - 5	DP-107 07/17/2015 DP-107-SO-100-01 Primary 9.5 - 10	DP-108 07/17/2015 DP-108-SO-010-01 Primary 0.5 - 1	DP-108 07/17/2015 DP-108-SO-010-02 Primary 0.5 - 1	DP-108 07/17/2015 DP-108-SO-050-01 Primary 4.5 - 5	DP-108 07/17/2015 DP-108-SO-100-01 Primary 9.5 - 10	DP-109 07/20/2015 DP-109-SO-010-01 Primary 0.5 - 1	DP-109 07/20/2015 DP-109-SO-050-01 Primary 4.5 - 5	DP-109 07/20/2015 DP-109-SO-100-01 Primary 9.5 - 10
Dimethyl phthalate	-	-	-	-	-	-	-	-	-	-	-	-
Di-n-butylphthalate	-	82000	-	-	-	-	-	-	-	-	-	-
Di-n-octyl phthalate	-	8200	-	-	-	-	-	-	-	-	-	-
Fluoranthene	-	30000	0.22	0.25	0.99	4.2	0.26	0.93	0.14	1.4	-	-
Fluorene	-	30000	< 0.18	< 0.18	0.083 J	0.17 J	< 0.17	< 0.18	< 0.19	0.085 J	-	-
Hexachlorobenzene	-	0.96	-	-	-	-	-	-	-	-	-	-
Hexachlorobutadiene	-	5.3	-	-	-	-	-	-	-	-	-	-
Hexachlorocyclopentadiene	-	7.5	-	-	-	-	-	-	-	-	-	-
Hexachloroethane	-	8	-	-	-	-	-	-	-	-	-	-
Indeno(1,2,3-cd)pyrene	-	2.9	0.053 J	0.065 J	0.23	1.1	0.12 J	0.24	0.042 J	0.5	-	-
Isophorone	-	2400	-	-	-	-	-	-	-	-	-	-
Naphthalene	-	17	< 0.18	< 0.18	< 0.20	0.063 J	< 0.17	< 0.18	< 0.19	0.12 J	-	-
Nitrobenzene	-	22	-	-	-	-	-	-	-	-	-	-
N-Nitrosodimethylamine	-	0.034	-	-	-	-	-	-	-	-	-	-
N-Nitrosodi-n-propylamine	-	0.33	-	-	-	-	-	-	-	-	-	-
N-Nitrosodiphenylamine	-	470	-	-	-	-	-	-	-	-	-	-
Pentachlorophenol	-	4	-	-	-	-	-	-	-	-	-	-
Phenanthrene	-	-	0.19	0.17	0.87	2.4	0.11	0.66	0.076 J	0.9	-	-
Phenol	-	250000	-	-	-	-	-	-	-	-	-	-
Pyrene	-	23000	0.19	0.22	0.85	3.5	0.25	0.81	0.12	1.3	-	-
Total Petroleum Hydrocarbons (mg/kg)												
Gasoline Range Organics (C6-C10)	100	-	< 2.8	< 2.8	< 3.0	< 2.7	< 2.7	< 2.7	< 2.9	< 3.0	< 2.7	< 3.5
Total Petroleum Hydrocarbons (C10-C28) DRO	100	-	-	-	-	-	-	-	-	-	-	-
Total Petroleum Hydrocarbons (C9-C44) DRO	100	-	99	363	563	927	1,400	146	9.63 J	549	383	12.9 J
Total Petroleum Hydrocarbons (C28-C40)	-	-	-	-	-	-	-	-	-	-	-	-

NOTES
 Bold where detected; highlighted where exceeds
 Results reported in mg/kg
 mg/kg = milligrams per kilogram
 ft bgs = feet below ground surface
 -- = screening level not available/sample not analyzed
 < = not detected at the indicated reporting limit
 J = estimated value
 SVOCs = semi-volatile organic compounds
 TPH = total petroleum hydrocarbons
 1. DC Tier 0 Standards from the Tier 0 Standard Final Rulemaking published at 40 DCR 7835, 7892 (November 12, 1993); as amended by Final Rulemaking published at 46 DCR 7699 (October 1, 1999)
 2. United States Environmental Protection Agency (EPA) Regional Screening Level (RSL) Summary Table (June 2015)

TABLE 1
 SUMMARY OF SOIL SAMPLE ANALYTICAL RESULTS AND EXCEEDANCES - SVOCs AND TPH
 BUZZARD POINT D.C. UNITED SOCCER STADIUM DEVELOPMENT
 WASHINGTON, D.C.

Location Sample Date Sample Name Sample Type Sample Depth Interval (ft bgs)	DC Tier 0 Soil Standards ¹	EPA Regional Screening Level for Industrial Soil ²	DP-110 07/20/2015 DP-110-SO-010-01 Primary 0.5 - 1	DP-110 07/20/2015 DP-110-SO-050-01 Primary 4.5 - 5	DP-110 07/20/2015 DP-110-SO-100-01 Primary 9.5 - 10	DP-111 07/20/2015 DP-111-SO-010-01 Primary 0.5 - 1	DP-111 07/20/2015 DP-111-SO-050-01 Primary 4.5 - 5	DP-111 07/20/2015 DP-111-SO-100-01 Primary 9.5 - 10	DP-112 07/20/2015 DP-112-SO-010-01 Primary 0.5 - 1	DP-112 07/20/2015 DP-112-SO-050-01 Primary 4.5 - 5	DP-112 07/20/2015 DP-112-SO-100-01 Primary 9.5 - 10	DP-113 07/20/2015 DP-113-SO-010-01 Primary 0.5 - 1
Semi-Volatile Organic Compounds (mg/kg)												
1,2,4-Trichlorobenzene	-	110	-	-	-	-	-	-	-	-	-	-
1,2-Dichlorobenzene	-	9300	-	-	-	-	-	-	-	-	-	-
1,3-Dichlorobenzene	-	-	-	-	-	-	-	-	-	-	-	-
1,4-Dichlorobenzene	-	11	-	-	-	-	-	-	-	-	-	-
1-Methylnaphthalene	-	73	-	-	-	-	-	-	-	-	-	-
2,2'-oxybis(1-Chloropropane)	-	22	-	-	-	-	-	-	-	-	-	-
2,4,5-Trichlorophenol	-	82000	-	-	-	-	-	-	-	-	-	-
2,4,6-Trichlorophenol	-	210	-	-	-	-	-	-	-	-	-	-
2,4-Dichlorophenol	-	2500	-	-	-	-	-	-	-	-	-	-
2,4-Dimethylphenol	-	16000	-	-	-	-	-	-	-	-	-	-
2,4-Dinitrophenol	-	1600	-	-	-	-	-	-	-	-	-	-
2,4-Dinitrotoluene	-	7.4	-	-	-	-	-	-	-	-	-	-
2,6-Dinitrotoluene	-	1.5	-	-	-	-	-	-	-	-	-	-
2-Chloronaphthalene	-	60000	< 0.38	< 0.20	< 0.20	< 0.37	< 0.22	< 0.20	< 0.19	< 0.19	< 0.20	< 0.36
2-Chlorophenol	-	5800	-	-	-	-	-	-	-	-	-	-
2-Methylnaphthalene	-	3000	0.44 J	< 0.24	< 0.24	0.14 J	< 0.26	< 0.24	< 0.22	< 0.23	< 0.24	0.13 J
2-Methylphenol	-	41000	-	-	-	-	-	-	-	-	-	-
2-Nitroaniline	-	8000	-	-	-	-	-	-	-	-	-	-
2-Nitrophenol	-	-	-	-	-	-	-	-	-	-	-	-
3&4-Methylphenol	-	-	-	-	-	-	-	-	-	-	-	-
3,3'-Dichlorobenzidine	-	5.1	-	-	-	-	-	-	-	-	-	-
3-Nitroaniline	-	-	-	-	-	-	-	-	-	-	-	-
4,6-Dinitro-2-methylphenol	-	66	-	-	-	-	-	-	-	-	-	-
4-Bromophenyl phenyl ether	-	-	-	-	-	-	-	-	-	-	-	-
4-Chloro-3-methylphenol	-	82000	-	-	-	-	-	-	-	-	-	-
4-Chloroaniline	-	11	-	-	-	-	-	-	-	-	-	-
4-Chlorophenyl phenyl ether	-	-	-	-	-	-	-	-	-	-	-	-
4-Nitroaniline	-	110	-	-	-	-	-	-	-	-	-	-
4-Nitrophenol	-	-	-	-	-	-	-	-	-	-	-	-
Acenaphthene	-	45000	0.081 J	< 0.16	< 0.16	< 0.29	< 0.17	< 0.16	< 0.15	< 0.15	< 0.16	< 0.28
Acenaphthylene	-	-	< 0.30	< 0.16	< 0.16	< 0.29	0.045 J	< 0.16	0.064 J	0.054 J	< 0.16	< 0.28
Aniline	-	400	-	-	-	-	-	-	-	-	-	-
Anthracene	-	230000	0.15 J	0.052 J	< 0.12	< 0.22	0.14	< 0.12	0.15	0.054 J	0.072 J	< 0.21
Benzo(a)anthracene	-	2.9	0.26	0.13	< 0.12	0.096 J	0.24	0.11 J	0.54	0.15	0.2	< 0.21
Benzo(a)pyrene	-	0.29	0.26 J	0.11 J	< 0.16	0.11 J	0.17	0.094 J	0.39	0.18	0.2	< 0.28
Benzo(b)fluoranthene	-	2.9	0.22 J	0.092 J	< 0.12	0.15 J	0.15	0.079 J	0.38	0.15	0.16	0.083 J
Benzo(g,h,i)perylene	-	-	0.16 J	0.061 J	< 0.16	0.11 J	0.075 J	0.045 J	0.21	0.13 J	0.10 J	< 0.28
Benzo(k)fluoranthene	-	29	0.22 J	0.10 J	< 0.12	0.12 J	0.14	0.089 J	0.34	0.14	0.15	< 0.21
Benzoic acid	-	3.30E+06	-	-	-	-	-	-	-	-	-	-
Benzyl Alcohol	-	82000	-	-	-	-	-	-	-	-	-	-
bis(2-Chloroethoxy)methane	-	2500	-	-	-	-	-	-	-	-	-	-
bis(2-Chloroethyl)ether	-	1	-	-	-	-	-	-	-	-	-	-
bis(2-Ethylhexyl)phthalate	-	160	-	-	-	-	-	-	-	-	-	-
Butyl benzylphthalate	-	1200	-	-	-	-	-	-	-	-	-	-
Chrysene	-	290	0.31	0.12	< 0.12	0.21 J	0.21	0.10 J	0.54	0.15	0.2	0.14 J
Dibenz(a,h)anthracene	-	0.29	< 0.23	< 0.12	< 0.12	< 0.22	< 0.13	< 0.12	0.083 J	< 0.11	< 0.12	< 0.21
Dibenzofuran	-	1000	-	-	-	-	-	-	-	-	-	-
Diethyl phthalate	-	660000	-	-	-	-	-	-	-	-	-	-

TABLE 1
 SUMMARY OF SOIL SAMPLE ANALYTICAL RESULTS AND EXCEEDANCES - SVOCs AND TPH
 BUZZARD POINT D.C. UNITED SOCCER STADIUM DEVELOPMENT
 WASHINGTON, D.C.

Location Sample Date Sample Name Sample Type Sample Depth Interval (ft bgs)	DC Tier 0 Soil Standards ¹	EPA Regional Screening Level for Industrial Soil ²	DP-110 07/20/2015 DP-110-SO-010-01 Primary 0.5 - 1	DP-110 07/20/2015 DP-110-SO-050-01 Primary 4.5 - 5	DP-110 07/20/2015 DP-110-SO-100-01 Primary 9.5 - 10	DP-111 07/20/2015 DP-111-SO-010-01 Primary 0.5 - 1	DP-111 07/20/2015 DP-111-SO-050-01 Primary 4.5 - 5	DP-111 07/20/2015 DP-111-SO-100-01 Primary 9.5 - 10	DP-112 07/20/2015 DP-112-SO-010-01 Primary 0.5 - 1	DP-112 07/20/2015 DP-112-SO-050-01 Primary 4.5 - 5	DP-112 07/20/2015 DP-112-SO-100-01 Primary 9.5 - 10	DP-113 07/20/2015 DP-113-SO-010-01 Primary 0.5 - 1
Dimethyl phthalate	-	-	-	-	-	-	-	-	-	-	-	-
Di-n-butylphthalate	-	82000	-	-	-	-	-	-	-	-	-	-
Di-n-octyl phthalate	-	8200	-	-	-	-	-	-	-	-	-	-
Fluoranthene	-	30000	0.54	0.24	< 0.12	0.13 J	0.51	0.17	1	0.23	0.37	0.11 J
Fluorene	-	30000	0.15 J	< 0.20	< 0.20	< 0.37	0.073 J	< 0.20	< 0.19	< 0.19	< 0.20	< 0.36
Hexachlorobenzene	-	0.96	-	-	-	-	-	-	-	-	-	-
Hexachlorobutadiene	-	5.3	-	-	-	-	-	-	-	-	-	-
Hexachlorocyclopentadiene	-	7.5	-	-	-	-	-	-	-	-	-	-
Hexachloroethane	-	8	-	-	-	-	-	-	-	-	-	-
Indeno(1,2,3-cd)pyrene	-	2.9	0.14 J	0.058 J	< 0.16	0.082 J	0.082 J	0.045 J	0.2	0.11 J	0.10 J	< 0.28
Isophorone	-	2400	-	-	-	-	-	-	-	-	-	-
Naphthalene	-	17	0.19 J	< 0.20	< 0.20	< 0.37	< 0.22	< 0.20	< 0.19	< 0.19	< 0.20	< 0.36
Nitrobenzene	-	22	-	-	-	-	-	-	-	-	-	-
N-Nitrosodimethylamine	-	0.034	-	-	-	-	-	-	-	-	-	-
N-Nitrosodi-n-propylamine	-	0.33	-	-	-	-	-	-	-	-	-	-
N-Nitrosodiphenylamine	-	470	-	-	-	-	-	-	-	-	-	-
Pentachlorophenol	-	4	-	-	-	-	-	-	-	-	-	-
Phenanthrene	-	-	0.58	0.19	< 0.12	0.15 J	0.54	0.062 J	0.33	0.12	0.24	0.13 J
Phenol	-	250000	-	-	-	-	-	-	-	-	-	-
Pyrene	-	23000	0.5	0.2	< 0.12	0.14 J	0.39	0.14	0.85	0.21	0.31	0.12 J
Total Petroleum Hydrocarbons (mg/kg)												
Gasoline Range Organics (C6-C10)	100	-	5.9	< 3.1	< 3.0	< 2.7	< 3.2	< 2.9	2.3 J	< 2.9	8.5	2.2 J
Total Petroleum Hydrocarbons (C10-C28) DRO	100	-	-	-	-	-	-	-	-	-	-	-
Total Petroleum Hydrocarbons (C9-C44) DRO	100	-	2,890	114	17.1 J	1,930	11.9 J	17.7 J	1,700	102	18.9 J	3,930
Total Petroleum Hydrocarbons (C28-C40)	-	-	-	-	-	-	-	-	-	-	-	-

NOTES
 Bold where detected; highlighted where exceeds
 Results reported in mg/kg
 mg/kg = milligrams per kilogram
 ft bgs = feet below ground surface
 -- = screening level not available/sample not analyzed
 < = not detected at the indicated reporting limit
 J = estimated value
 SVOCs = semi-volatile organic compounds
 TPH = total petroleum hydrocarbons
 1. DC Tier 0 Standards from the Tier 0 Standard Final Rulemaking published at 40 DCR 7835, 7892 (November 12, 1993); as amended by Final Rulemaking published at 46 DCR 7699 (October 1, 1999)
 2. United States Environmental Protection Agency (EPA) Regional Screening Level (RSL) Summary Table (June 2015)

TABLE 1
 SUMMARY OF SOIL SAMPLE ANALYTICAL RESULTS AND EXCEEDANCES - SVOCs AND TPH
 BUZZARD POINT D.C. UNITED SOCCER STADIUM DEVELOPMENT
 WASHINGTON, D.C.

Location Sample Date Sample Name Sample Type Sample Depth Interval (ft bgs)	DC Tier 0 Soil Standards ¹	EPA Regional Screening Level for Industrial Soil ²	DP-113 07/20/2015 DP-113-SO-050-01 Primary 4.5 - 5	DP-113 07/20/2015 DP-113-SO-100-01 Primary 9.5 - 10	DP-114 07/20/2015 DP-114-SO-010-01 Primary 0.5 - 1	DP-114 07/20/2015 DP-114-SO-050-01 Primary 4.5 - 5	DP-114 07/20/2015 DP-114-SO-100-01 Primary 9.5 - 10	DP-115 07/21/2015 DP-115-SO-010-01 Primary 0.5 - 1	DP-115 07/21/2015 DP-115-SO-010-02 Duplicate 0.5 - 1	DP-115 07/21/2015 DP-115-SO-050-01 Primary 4.5 - 5	DP-115 07/21/2015 DP-115-SO-050-02 Duplicate 4.5 - 5	DP-115 07/21/2015 DP-115-SO-100-01 Primary 9.5 - 10
Semi-Volatile Organic Compounds (mg/kg)												
1,2,4-Trichlorobenzene	-	110	-	-	-	-	-	-	-	-	-	-
1,2-Dichlorobenzene	-	9300	-	-	-	-	-	-	-	-	-	-
1,3-Dichlorobenzene	-	-	-	-	-	-	-	-	-	-	-	-
1,4-Dichlorobenzene	-	11	-	-	-	-	-	-	-	-	-	-
1-Methylnaphthalene	-	73	-	-	-	-	-	-	-	-	-	-
2,2'-oxybis(1-Chloropropane)	-	22	-	-	-	-	-	-	-	-	-	-
2,4,5-Trichlorophenol	-	82000	-	-	-	-	-	-	-	-	-	-
2,4,6-Trichlorophenol	-	210	-	-	-	-	-	-	-	-	-	-
2,4-Dichlorophenol	-	2500	-	-	-	-	-	-	-	-	-	-
2,4-Dimethylphenol	-	16000	-	-	-	-	-	-	-	-	-	-
2,4-Dinitrophenol	-	1600	-	-	-	-	-	-	-	-	-	-
2,4-Dinitrotoluene	-	7.4	-	-	-	-	-	-	-	-	-	-
2,6-Dinitrotoluene	-	1.5	-	-	-	-	-	-	-	-	-	-
2-Chloronaphthalene	-	60000	< 0.19	< 0.20	< 0.36	< 0.18	< 0.20	< 0.18	< 0.18	< 0.19	< 0.19	< 0.21
2-Chlorophenol	-	5800	-	-	-	-	-	-	-	-	-	-
2-Methylnaphthalene	-	3000	< 0.22	< 0.24	< 0.44	< 0.22	< 0.24	< 0.22	< 0.21	< 0.23	< 0.23	< 0.25
2-Methylphenol	-	41000	-	-	-	-	-	-	-	-	-	-
2-Nitroaniline	-	8000	-	-	-	-	-	-	-	-	-	-
2-Nitrophenol	-	-	-	-	-	-	-	-	-	-	-	-
3&4-Methylphenol	-	-	-	-	-	-	-	-	-	-	-	-
3,3'-Dichlorobenzidine	-	5.1	-	-	-	-	-	-	-	-	-	-
3-Nitroaniline	-	-	-	-	-	-	-	-	-	-	-	-
4,6-Dinitro-2-methylphenol	-	66	-	-	-	-	-	-	-	-	-	-
4-Bromophenyl phenyl ether	-	-	-	-	-	-	-	-	-	-	-	-
4-Chloro-3-methylphenol	-	82000	-	-	-	-	-	-	-	-	-	-
4-Chloroaniline	-	11	-	-	-	-	-	-	-	-	-	-
4-Chlorophenyl phenyl ether	-	-	-	-	-	-	-	-	-	-	-	-
4-Nitroaniline	-	110	-	-	-	-	-	-	-	-	-	-
4-Nitrophenol	-	-	-	-	-	-	-	-	-	-	-	-
Acenaphthene	-	45000	0.053 J	< 0.16	0.64	< 0.15	< 0.16	0.074 J	0.047 J	< 0.15	< 0.15	< 0.17
Acenaphthylene	-	-	< 0.15	< 0.16	0.19 J	< 0.15	< 0.16	0.049 J	< 0.14	< 0.15	< 0.15	< 0.17
Aniline	-	400	-	-	-	-	-	-	-	-	-	-
Anthracene	-	230000	0.44	< 0.12	2.7	< 0.11	< 0.12	0.24	0.11	< 0.11	< 0.11	< 0.12
Benzo(a)anthracene	-	2.9	1.4	< 0.12	4.9	0.041 J	0.14	0.56	0.3	< 0.11	< 0.11	< 0.12
Benzo(a)pyrene	-	0.29	1.2	< 0.16	4.2	0.047 J	0.13 J	0.47	0.27	< 0.15	< 0.15	< 0.17
Benzo(b)fluoranthene	-	2.9	1.3	< 0.12	3.7	0.040 J	0.11 J	0.66	0.37	< 0.11	< 0.11	< 0.12
Benzo(g,h,i)perylene	-	-	0.73	< 0.16	2.2	< 0.15	0.064 J	0.28	0.19	< 0.15	< 0.15	< 0.17
Benzo(k)fluoranthene	-	29	0.93	< 0.12	3.3	0.035 J	0.12	0.27	0.15	< 0.11	< 0.11	< 0.12
Benzoic acid	-	3.30E+06	-	-	-	-	-	-	-	-	-	-
Benzyl Alcohol	-	82000	-	-	-	-	-	-	-	-	-	-
bis(2-Chloroethoxy)methane	-	2500	-	-	-	-	-	-	-	-	-	-
bis(2-Chloroethyl)ether	-	1	-	-	-	-	-	-	-	-	-	-
bis(2-Ethylhexyl)phthalate	-	160	-	-	-	-	-	-	-	-	-	-
Butyl benzylphthalate	-	1200	-	-	-	-	-	-	-	-	-	-
Chrysene	-	290	1.3	< 0.12	4.3	0.042 J	0.14	0.56	0.31	< 0.11	< 0.11	< 0.12
Dibenz(a,h)anthracene	-	0.29	0.26	< 0.12	0.91	< 0.11	< 0.12	0.088 J	0.050 J	< 0.11	< 0.11	< 0.12
Dibenzofuran	-	1000	-	-	-	-	-	-	-	-	-	-
Diethyl phthalate	-	660000	-	-	-	-	-	-	-	-	-	-

TABLE 1
 SUMMARY OF SOIL SAMPLE ANALYTICAL RESULTS AND EXCEEDANCES - SVOCs AND TPH
 BUZZARD POINT D.C. UNITED SOCCER STADIUM DEVELOPMENT
 WASHINGTON, D.C.

Location Sample Date Sample Name Sample Type Sample Depth Interval (ft bgs)	DC Tier 0 Soil Standards ¹	EPA Regional Screening Level for Industrial Soil ²	DP-113 07/20/2015 DP-113-SO-050-01 Primary 4.5 - 5	DP-113 07/20/2015 DP-113-SO-100-01 Primary 9.5 - 10	DP-114 07/20/2015 DP-114-SO-010-01 Primary 0.5 - 1	DP-114 07/20/2015 DP-114-SO-050-01 Primary 4.5 - 5	DP-114 07/20/2015 DP-114-SO-100-01 Primary 9.5 - 10	DP-115 07/21/2015 DP-115-SO-010-01 Primary 0.5 - 1	DP-115 07/21/2015 DP-115-SO-010-02 Duplicate 0.5 - 1	DP-115 07/21/2015 DP-115-SO-050-01 Primary 4.5 - 5	DP-115 07/21/2015 DP-115-SO-050-02 Duplicate 4.5 - 5	DP-115 07/21/2015 DP-115-SO-100-01 Primary 9.5 - 10
Dimethyl phthalate	-	-	-	-	-	-	-	-	-	-	-	-
Di-n-butylphthalate	-	82000	-	-	-	-	-	-	-	-	-	-
Di-n-octyl phthalate	-	8200	-	-	-	-	-	-	-	-	-	-
Fluoranthene	-	30000	3.3	< 0.12	10	0.066 J	0.26	1.1	0.61	< 0.11	< 0.11	< 0.12
Fluorene	-	30000	0.096 J	< 0.20	0.7	< 0.18	< 0.20	0.10 J	< 0.18	< 0.19	< 0.19	< 0.21
Hexachlorobenzene	-	0.96	-	-	-	-	-	-	-	-	-	-
Hexachlorobutadiene	-	5.3	-	-	-	-	-	-	-	-	-	-
Hexachlorocyclopentadiene	-	7.5	-	-	-	-	-	-	-	-	-	-
Hexachloroethane	-	8	-	-	-	-	-	-	-	-	-	-
Indeno(1,2,3-cd)pyrene	-	2.9	0.7	< 0.16	2.3	< 0.15	0.061 J	0.3	0.19	< 0.15	< 0.15	< 0.17
Isophorone	-	2400	-	-	-	-	-	-	-	-	-	-
Naphthalene	-	17	< 0.19	< 0.20	0.12 J	< 0.18	< 0.20	0.062 J	< 0.18	< 0.19	< 0.19	< 0.21
Nitrobenzene	-	22	-	-	-	-	-	-	-	-	-	-
N-Nitrosodimethylamine	-	0.034	-	-	-	-	-	-	-	-	-	-
N-Nitrosodi-n-propylamine	-	0.33	-	-	-	-	-	-	-	-	-	-
N-Nitrosodiphenylamine	-	470	-	-	-	-	-	-	-	-	-	-
Pentachlorophenol	-	4	-	-	-	-	-	-	-	-	-	-
Phenanthrene	-	-	1.8	< 0.12	8	0.051 J	0.14	0.83	0.42	< 0.11	< 0.11	< 0.12
Phenol	-	250000	-	-	-	-	-	-	-	-	-	-
Pyrene	-	23000	2.4	< 0.12	8.3	0.055 J	0.22	0.95	0.53	< 0.11	< 0.11	< 0.12
Total Petroleum Hydrocarbons (mg/kg)												
Gasoline Range Organics (C6-C10)	100	-	< 2.8	< 3.0	< 2.7	< 2.6	< 3.0	< 2.8	< 2.7	< 2.8	< 2.5	< 3.0
Total Petroleum Hydrocarbons (C10-C28) DRO	100	-	-	-	-	-	-	-	-	-	-	-
Total Petroleum Hydrocarbons (C9-C44) DRO	100	-	69	60.9	960	32 J	75.2	181	174	12.2 J	9.82 J	13.2 J
Total Petroleum Hydrocarbons (C28-C40)	-	-	-	-	-	-	-	-	-	-	-	-

NOTES
 Bold where detected; highlighted where exceeds
 Results reported in mg/kg
 mg/kg = milligrams per kilogram
 ft bgs = feet below ground surface
 -- = screening level not available/sample not analyzed
 < = not detected at the indicated reporting limit
 J = estimated value
 SVOCs = semi-volatile organic compounds
 TPH = total petroleum hydrocarbons
 1. DC Tier 0 Standards from the Tier 0 Standard Final Rulemaking published at 40 DCR 7835, 7892 (November 12, 1993); as amended by Final Rulemaking published at 46 DCR 7699 (October 1, 1999)
 2. United States Environmental Protection Agency (EPA) Regional Screening Level (RSL) Summary Table (June 2015)

TABLE 1
 SUMMARY OF SOIL SAMPLE ANALYTICAL RESULTS AND EXCEEDANCES - SVOCs AND TPH
 BUZZARD POINT D.C. UNITED SOCCER STADIUM DEVELOPMENT
 WASHINGTON, D.C.

Location Sample Date Sample Name Sample Type Sample Depth Interval (ft bgs)	DC Tier 0 Soil Standards ¹	EPA Regional Screening Level for Industrial Soil ²	DP-115 07/21/2015 DP-115-SO-100-02 Duplicate 9.5 - 10	DP-116 07/21/2015 DP-116-SO-010-01 Primary 0.5 - 1	DP-116 07/21/2015 DP-116-SO-050-01 Primary 4.5 - 5	DP-116 07/21/2015 DP-116-SO-100-01 Primary 9.5 - 10	DP-117 07/21/2015 DP-117-SO-010-01 Primary 0.5 - 1	DP-117 07/21/2015 DP-117-SO-050-01 Primary 4.5 - 5	DP-117 07/21/2015 DP-117-SO-100-01 Primary 9.5 - 10	DP-118 07/21/2015 DP-118-SO-010-01 Primary 0.5 - 1	DP-118 07/21/2015 DP-118-SO-010-02 Duplicate 0.5 - 1	DP-118 07/21/2015 DP-118-SO-050-01 Primary 4.5 - 5
Semi-Volatile Organic Compounds (mg/kg)												
1,2,4-Trichlorobenzene	-	110	-	-	-	-	-	-	-	-	-	-
1,2-Dichlorobenzene	-	9300	-	-	-	-	-	-	-	-	-	-
1,3-Dichlorobenzene	-	-	-	-	-	-	-	-	-	-	-	-
1,4-Dichlorobenzene	-	11	-	-	-	-	-	-	-	-	-	-
1-Methylnaphthalene	-	73	-	-	-	-	-	-	-	-	-	-
2,2'-oxybis(1-Chloropropane)	-	22	-	-	-	-	-	-	-	-	-	-
2,4,5-Trichlorophenol	-	82000	-	-	-	-	-	-	-	-	-	-
2,4,6-Trichlorophenol	-	210	-	-	-	-	-	-	-	-	-	-
2,4-Dichlorophenol	-	2500	-	-	-	-	-	-	-	-	-	-
2,4-Dimethylphenol	-	16000	-	-	-	-	-	-	-	-	-	-
2,4-Dinitrophenol	-	1600	-	-	-	-	-	-	-	-	-	-
2,4-Dinitrotoluene	-	7.4	-	-	-	-	-	-	-	-	-	-
2,6-Dinitrotoluene	-	1.5	-	-	-	-	-	-	-	-	-	-
2-Chloronaphthalene	-	60000	< 0.21	< 0.38	< 0.19	< 0.20	< 0.75	< 0.19	< 0.20	< 0.36	< 0.38	< 0.19
2-Chlorophenol	-	5800	-	-	-	-	-	-	-	-	-	-
2-Methylnaphthalene	-	3000	< 0.25	< 0.46	< 0.23	< 0.24	< 0.90	< 0.23	< 0.24	< 0.43	0.13 J	< 0.22
2-Methylphenol	-	41000	-	-	-	-	-	-	-	-	-	-
2-Nitroaniline	-	8000	-	-	-	-	-	-	-	-	-	-
2-Nitrophenol	-	-	-	-	-	-	-	-	-	-	-	-
3&4-Methylphenol	-	-	-	-	-	-	-	-	-	-	-	-
3,3'-Dichlorobenzidine	-	5.1	-	-	-	-	-	-	-	-	-	-
3-Nitroaniline	-	-	-	-	-	-	-	-	-	-	-	-
4,6-Dinitro-2-methylphenol	-	66	-	-	-	-	-	-	-	-	-	-
4-Bromophenyl phenyl ether	-	-	-	-	-	-	-	-	-	-	-	-
4-Chloro-3-methylphenol	-	82000	-	-	-	-	-	-	-	-	-	-
4-Chloroaniline	-	11	-	-	-	-	-	-	-	-	-	-
4-Chlorophenyl phenyl ether	-	-	-	-	-	-	-	-	-	-	-	-
4-Nitroaniline	-	110	-	-	-	-	-	-	-	-	-	-
4-Nitrophenol	-	-	-	-	-	-	-	-	-	-	-	-
Acenaphthene	-	45000	< 0.16	0.093 J	0.14 J	< 0.16	< 0.60	< 0.15	< 0.16	< 0.29	< 0.30	< 0.15
Acenaphthylene	-	-	< 0.16	0.073 J	0.087 J	< 0.16	< 0.60	< 0.15	< 0.16	< 0.29	< 0.30	< 0.15
Aniline	-	400	-	-	-	-	-	-	-	-	-	-
Anthracene	-	230000	< 0.12	0.37	0.42	< 0.12	< 0.45	< 0.11	< 0.12	0.090 J	0.083 J	< 0.11
Benzo(a)anthracene	-	2.9	< 0.12	0.8	0.94	0.064 J	0.20 J	0.083 J	< 0.12	0.24	0.23	0.049 J
Benzo(a)pyrene	-	0.29	< 0.16	0.66	0.82	0.065 J	< 0.60	0.078 J	< 0.16	0.22 J	0.21 J	< 0.15
Benzo(b)fluoranthene	-	2.9	< 0.12	0.86	1.2	0.086 J	0.25 J	0.097 J	< 0.12	0.31	0.29	0.057 J
Benzo(g,h,i)perylene	-	-	< 0.16	0.36	0.51	< 0.16	< 0.60	0.046 J	< 0.16	0.16 J	0.18 J	< 0.15
Benzo(k)fluoranthene	-	29	< 0.12	0.34	0.4	< 0.12	< 0.45	0.044 J	< 0.12	0.093 J	0.098 J	< 0.11
Benzoic acid	-	3.30E+06	-	-	-	-	-	-	-	-	-	-
Benzyl Alcohol	-	82000	-	-	-	-	-	-	-	-	-	-
bis(2-Chloroethoxy)methane	-	2500	-	-	-	-	-	-	-	-	-	-
bis(2-Chloroethyl)ether	-	1	-	-	-	-	-	-	-	-	-	-
bis(2-Ethylhexyl)phthalate	-	160	-	-	-	-	-	-	-	-	-	-
Butyl benzylphthalate	-	1200	-	-	-	-	-	-	-	-	-	-
Chrysene	-	290	< 0.12	0.82	0.94	0.069 J	0.37 J	0.092 J	< 0.12	0.3	0.38	0.053 J
Dibenz(a,h)anthracene	-	0.29	< 0.12	0.11 J	0.14	< 0.12	< 0.45	< 0.11	< 0.12	< 0.22	< 0.23	< 0.11
Dibenzofuran	-	1000	-	-	-	-	-	-	-	-	-	-
Diethyl phthalate	-	660000	-	-	-	-	-	-	-	-	-	-

TABLE 1
 SUMMARY OF SOIL SAMPLE ANALYTICAL RESULTS AND EXCEEDANCES - SVOCs AND TPH
 BUZZARD POINT D.C. UNITED SOCCER STADIUM DEVELOPMENT
 WASHINGTON, D.C.

Location Sample Date Sample Name Sample Type Sample Depth Interval (ft bgs)	DC Tier 0 Soil Standards ¹	EPA Regional Screening Level for Industrial Soil ²	DP-115 07/21/2015 DP-115-SO-100-02 Duplicate 9.5 - 10	DP-116 07/21/2015 DP-116-SO-010-01 Primary 0.5 - 1	DP-116 07/21/2015 DP-116-SO-050-01 Primary 4.5 - 5	DP-116 07/21/2015 DP-116-SO-100-01 Primary 9.5 - 10	DP-117 07/21/2015 DP-117-SO-010-01 Primary 0.5 - 1	DP-117 07/21/2015 DP-117-SO-050-01 Primary 4.5 - 5	DP-117 07/21/2015 DP-117-SO-100-01 Primary 9.5 - 10	DP-118 07/21/2015 DP-118-SO-010-01 Primary 0.5 - 1	DP-118 07/21/2015 DP-118-SO-010-02 Duplicate 0.5 - 1	DP-118 07/21/2015 DP-118-SO-050-01 Primary 4.5 - 5
Dimethyl phthalate	-	-	-	-	-	-	-	-	-	-	-	-
Di-n-butylphthalate	-	82000	-	-	-	-	-	-	-	-	-	-
Di-n-octyl phthalate	-	8200	-	-	-	-	-	-	-	-	-	-
Fluoranthene	-	30000	0.039 J	1.6	2.6	0.083 J	0.36 J	0.15	0.051 J	0.47	0.43	0.095 J
Fluorene	-	30000	< 0.21	< 0.38	0.14 J	< 0.20	< 0.75	< 0.19	< 0.20	< 0.36	< 0.38	< 0.19
Hexachlorobenzene	-	0.96	-	-	-	-	-	-	-	-	-	-
Hexachlorobutadiene	-	5.3	-	-	-	-	-	-	-	-	-	-
Hexachlorocyclopentadiene	-	7.5	-	-	-	-	-	-	-	-	-	-
Hexachloroethane	-	8	-	-	-	-	-	-	-	-	-	-
Indeno(1,2,3-cd)pyrene	-	2.9	< 0.16	0.4	0.55	< 0.16	< 0.60	0.050 J	< 0.16	0.14 J	< 0.30	< 0.15
Isophorone	-	2400	-	-	-	-	-	-	-	-	-	-
Naphthalene	-	17	< 0.21	< 0.38	< 0.19	< 0.20	< 0.75	< 0.19	< 0.20	< 0.36	< 0.38	< 0.19
Nitrobenzene	-	22	-	-	-	-	-	-	-	-	-	-
N-Nitrosodimethylamine	-	0.034	-	-	-	-	-	-	-	-	-	-
N-Nitrosodi-n-propylamine	-	0.33	-	-	-	-	-	-	-	-	-	-
N-Nitrosodiphenylamine	-	470	-	-	-	-	-	-	-	-	-	-
Pentachlorophenol	-	4	-	-	-	-	-	-	-	-	-	-
Phenanthrene	-	-	< 0.12	1.1	2.1	< 0.12	0.26 J	0.090 J	< 0.12	0.47	0.38	0.047 J
Phenol	-	250000	-	-	-	-	-	-	-	-	-	-
Pyrene	-	23000	< 0.12	1.4	2	0.079 J	0.37 J	0.14	0.046 J	0.44	0.49	0.077 J
Total Petroleum Hydrocarbons (mg/kg)												
Gasoline Range Organics (C6-C10)	100	-	< 3.1	< 2.7	0.66 J	< 2.9	< 2.7	< 2.8	< 3.0	4.7	10	< 2.8
Total Petroleum Hydrocarbons (C10-C28) DRO	100	-	-	-	-	-	-	-	-	-	-	-
Total Petroleum Hydrocarbons (C9-C44) DRO	100	-	7.15 J	202	42.4	11.3 J	619	52.1	14 J	2,990	3,470	63
Total Petroleum Hydrocarbons (C28-C40)	-	-	-	-	-	-	-	-	-	-	-	-

NOTES

- Bold where detected; highlighted where exceeds
- Results reported in mg/kg
- mg/kg = milligrams per kilogram
- ft bgs = feet below ground surface
- = screening level not available/sample not analyzed
- < = not detected at the indicated reporting limit
- J = estimated value
- SVOCs = semi-volatile organic compounds
- TPH = total petroleum hydrocarbons
- 1. DC Tier 0 Standards from the Tier 0 Standard Final Rulemaking published at 40 DCR 7835, 7892 (November 12, 1993); as amended by Final Rulemaking published at 46 DCR 7699 (October 1, 1999)
- 2. United States Environmental Protection Agency (EPA) Regional Screening Level (RSL) Summary Table (June 2015)

TABLE 1
 SUMMARY OF SOIL SAMPLE ANALYTICAL RESULTS AND EXCEEDANCES - SVOCs AND TPH
 BUZZARD POINT D.C. UNITED SOCCER STADIUM DEVELOPMENT
 WASHINGTON, D.C.

Location Sample Date Sample Name Sample Type Sample Depth Interval (ft bgs)	DC Tier 0 Soil Standards ¹	EPA Regional Screening Level for Industrial Soil ²	DP-118 07/21/2015 DP-118-SO-100-01 Primary 9.5 - 10	DP-119 07/21/2015 DP-119-SO-010-01 Primary 0.5 - 1	DP-119 07/21/2015 DP-119-SO-050-01 Primary 4.5 - 5	DP-119 07/21/2015 DP-119-SO-100-01 Primary 9.5 - 10	DP-120 07/21/2015 DP-120-SO-010-01 Primary 0.5 - 1	DP-120 07/21/2015 DP-120-SO-050-01 Primary 4.5 - 5	DP-120 07/21/2015 DP-120-SO-100-01 Primary 9.5 - 10	DP-121 07/21/2015 DP-121-SO-010-01 Primary 0.5 - 1	DP-121 07/21/2015 DP-121-SO-050-01 Primary 4.5 - 5	DP-121 07/21/2015 DP-121-SO-100-01 Primary 9.5 - 10
Semi-Volatile Organic Compounds (mg/kg)												
1,2,4-Trichlorobenzene	-	110	-	-	-	-	-	-	-	-	-	-
1,2-Dichlorobenzene	-	9300	-	-	-	-	-	-	-	-	-	-
1,3-Dichlorobenzene	-	-	-	-	-	-	-	-	-	-	-	-
1,4-Dichlorobenzene	-	11	-	-	-	-	-	-	-	-	-	-
1-Methylnaphthalene	-	73	-	-	-	-	-	-	-	-	-	-
2,2'-oxybis(1-Chloropropane)	-	22	-	-	-	-	-	-	-	-	-	-
2,4,5-Trichlorophenol	-	82000	-	-	-	-	-	-	-	-	-	-
2,4,6-Trichlorophenol	-	210	-	-	-	-	-	-	-	-	-	-
2,4-Dichlorophenol	-	2500	-	-	-	-	-	-	-	-	-	-
2,4-Dimethylphenol	-	16000	-	-	-	-	-	-	-	-	-	-
2,4-Dinitrophenol	-	1600	-	-	-	-	-	-	-	-	-	-
2,4-Dinitrotoluene	-	7.4	-	-	-	-	-	-	-	-	-	-
2,6-Dinitrotoluene	-	1.5	-	-	-	-	-	-	-	-	-	-
2-Chloronaphthalene	-	60000	< 0.19	< 0.35	< 0.19	< 0.65	< 0.36	< 0.20	< 0.20	< 0.18	< 0.19	< 0.19
2-Chlorophenol	-	5800	-	-	-	-	-	-	-	-	-	-
2-Methylnaphthalene	-	3000	< 0.23	0.59	< 0.23	< 0.78	< 0.43	< 0.23	< 0.24	< 0.22	< 0.23	< 0.23
2-Methylphenol	-	41000	-	-	-	-	-	-	-	-	-	-
2-Nitroaniline	-	8000	-	-	-	-	-	-	-	-	-	-
2-Nitrophenol	-	-	-	-	-	-	-	-	-	-	-	-
3&4-Methylphenol	-	-	-	-	-	-	-	-	-	-	-	-
3,3'-Dichlorobenzidine	-	5.1	-	-	-	-	-	-	-	-	-	-
3-Nitroaniline	-	-	-	-	-	-	-	-	-	-	-	-
4,6-Dinitro-2-methylphenol	-	66	-	-	-	-	-	-	-	-	-	-
4-Bromophenyl phenyl ether	-	-	-	-	-	-	-	-	-	-	-	-
4-Chloro-3-methylphenol	-	82000	-	-	-	-	-	-	-	-	-	-
4-Chloroaniline	-	11	-	-	-	-	-	-	-	-	-	-
4-Chlorophenyl phenyl ether	-	-	-	-	-	-	-	-	-	-	-	-
4-Nitroaniline	-	110	-	-	-	-	-	-	-	-	-	-
4-Nitrophenol	-	-	-	-	-	-	-	-	-	-	-	-
Acenaphthene	-	45000	< 0.15	< 0.28	< 0.15	0.13 J	< 0.29	< 0.16	< 0.16	0.10 J	< 0.15	< 0.15
Acenaphthylene	-	-	< 0.15	< 0.28	0.10 J	< 0.52	< 0.29	< 0.16	< 0.16	< 0.14	< 0.15	< 0.15
Aniline	-	400	-	-	-	-	-	-	-	-	-	-
Anthracene	-	230000	< 0.12	0.17 J	0.18	< 0.39	< 0.22	< 0.12	< 0.12	< 0.11	< 0.11	< 0.11
Benzo(a)anthracene	-	2.9	< 0.12	0.26	0.75	0.13 J	< 0.22	< 0.12	< 0.12	0.036 J	0.047 J	< 0.11
Benzo(a)pyrene	-	0.29	< 0.15	0.24 J	0.7	< 0.52	< 0.29	< 0.16	< 0.16	< 0.14	< 0.15	< 0.15
Benzo(b)fluoranthene	-	2.9	< 0.12	0.32	0.89	0.20 J	< 0.22	< 0.12	< 0.12	0.043 J	0.045 J	< 0.11
Benzo(g,h,i)perylene	-	-	< 0.15	0.20 J	0.4	< 0.52	< 0.29	< 0.16	< 0.16	< 0.14	< 0.15	< 0.15
Benzo(k)fluoranthene	-	29	< 0.12	0.11 J	0.34	< 0.39	< 0.22	< 0.12	< 0.12	< 0.11	< 0.11	< 0.11
Benzoic acid	-	3.30E+06	-	-	-	-	-	-	-	-	-	-
Benzyl Alcohol	-	82000	-	-	-	-	-	-	-	-	-	-
bis(2-Chloroethoxy)methane	-	2500	-	-	-	-	-	-	-	-	-	-
bis(2-Chloroethyl)ether	-	1	-	-	-	-	-	-	-	-	-	-
bis(2-Ethylhexyl)phthalate	-	160	-	-	-	-	-	-	-	-	-	-
Butyl benzylphthalate	-	1200	-	-	-	-	-	-	-	-	-	-
Chrysene	-	290	< 0.12	0.39	0.72	0.19 J	< 0.22	< 0.12	< 0.12	0.047 J	0.048 J	< 0.11
Dibenz(a,h)anthracene	-	0.29	< 0.12	< 0.21	0.12	< 0.39	< 0.22	< 0.12	< 0.12	< 0.11	< 0.11	< 0.11
Dibenzofuran	-	1000	-	-	-	-	-	-	-	-	-	-
Diethyl phthalate	-	660000	-	-	-	-	-	-	-	-	-	-

TABLE 1
 SUMMARY OF SOIL SAMPLE ANALYTICAL RESULTS AND EXCEEDANCES - SVOCs AND TPH
 BUZZARD POINT D.C. UNITED SOCCER STADIUM DEVELOPMENT
 WASHINGTON, D.C.

Location Sample Date Sample Name Sample Type Sample Depth Interval (ft bgs)	DC Tier 0 Soil Standards ¹	EPA Regional Screening Level for Industrial Soil ²	DP-118 07/21/2015 DP-118-SO-100-01 Primary 9.5 - 10	DP-119 07/21/2015 DP-119-SO-010-01 Primary 0.5 - 1	DP-119 07/21/2015 DP-119-SO-050-01 Primary 4.5 - 5	DP-119 07/21/2015 DP-119-SO-100-01 Primary 9.5 - 10	DP-120 07/21/2015 DP-120-SO-010-01 Primary 0.5 - 1	DP-120 07/21/2015 DP-120-SO-050-01 Primary 4.5 - 5	DP-120 07/21/2015 DP-120-SO-100-01 Primary 9.5 - 10	DP-121 07/21/2015 DP-121-SO-010-01 Primary 0.5 - 1	DP-121 07/21/2015 DP-121-SO-050-01 Primary 4.5 - 5	DP-121 07/21/2015 DP-121-SO-100-01 Primary 9.5 - 10
Dimethyl phthalate	-	-	-	-	-	-	-	-	-	-	-	-
Di-n-butylphthalate	-	82000	-	-	-	-	-	-	-	-	-	-
Di-n-octyl phthalate	-	8200	-	-	-	-	-	-	-	-	-	-
Fluoranthene	-	30000	< 0.12	0.58	1.1	0.39	< 0.22	0.037 J	< 0.12	0.084 J	0.099 J	0.062 J
Fluorene	-	30000	< 0.19	< 0.35	0.055 J	< 0.65	< 0.36	< 0.20	< 0.20	< 0.18	< 0.19	< 0.19
Hexachlorobenzene	-	0.96	-	-	-	-	-	-	-	-	-	-
Hexachlorobutadiene	-	5.3	-	-	-	-	-	-	-	-	-	-
Hexachlorocyclopentadiene	-	7.5	-	-	-	-	-	-	-	-	-	-
Hexachloroethane	-	8	-	-	-	-	-	-	-	-	-	-
Indeno(1,2,3-cd)pyrene	-	2.9	< 0.15	< 0.28	0.48	< 0.52	< 0.29	< 0.16	< 0.16	< 0.14	< 0.15	< 0.15
Isophorone	-	2400	-	-	-	-	-	-	-	-	-	-
Naphthalene	-	17	< 0.19	0.21 J	< 0.19	< 0.65	< 0.36	< 0.20	< 0.20	< 0.18	< 0.19	< 0.19
Nitrobenzene	-	22	-	-	-	-	-	-	-	-	-	-
N-Nitrosodimethylamine	-	0.034	-	-	-	-	-	-	-	-	-	-
N-Nitrosodi-n-propylamine	-	0.33	-	-	-	-	-	-	-	-	-	-
N-Nitrosodiphenylamine	-	470	-	-	-	-	-	-	-	-	-	-
Pentachlorophenol	-	4	-	-	-	-	-	-	-	-	-	-
Phenanthrene	-	-	< 0.12	0.8	0.52	0.32 J	< 0.22	0.049 J	< 0.12	0.11	0.058 J	0.076 J
Phenol	-	250000	-	-	-	-	-	-	-	-	-	-
Pyrene	-	23000	< 0.12	0.57	0.94	0.31 J	< 0.22	< 0.12	< 0.12	0.072 J	0.084 J	0.053 J
Total Petroleum Hydrocarbons (mg/kg)												
Gasoline Range Organics (C6-C10)	100	-	< 2.5	11	< 2.8	< 2.7	3.1	2.5 J	3	2.8	< 2.7	< 2.9
Total Petroleum Hydrocarbons (C10-C28) DRO	100	-	-	-	-	-	-	-	-	-	-	-
Total Petroleum Hydrocarbons (C9-C44) DRO	100	-	< 38.2	2,540	76.9	44.1	533	163	12 J	467	49.3	95.3
Total Petroleum Hydrocarbons (C28-C40)	-	-	-	-	-	-	-	-	-	-	-	-

NOTES
 Bold where detected; highlighted where exceeds
 Results reported in mg/kg
 mg/kg = milligrams per kilogram
 ft bgs = feet below ground surface
 -- = screening level not available/sample not analyzed
 < = not detected at the indicated reporting limit
 J = estimated value
 SVOCs = semi-volatile organic compounds
 TPH = total petroleum hydrocarbons
 1. DC Tier 0 Standards from the Tier 0 Standard Final Rulemaking published at 40 DCR 7835, 7892 (November 12, 1993); as amended by Final Rulemaking published at 46 DCR 7699 (October 1, 1999)
 2. United States Environmental Protection Agency (EPA) Regional Screening Level (RSL) Summary Table (June 2015)

TABLE 1
 SUMMARY OF SOIL SAMPLE ANALYTICAL RESULTS AND EXCEEDANCES - SVOCs AND TPH
 BUZZARD POINT D.C. UNITED SOCCER STADIUM DEVELOPMENT
 WASHINGTON, D.C.

Location Sample Date Sample Name Sample Type Sample Depth Interval (ft bgs)	DC Tier 0 Soil Standards ¹	EPA Regional Screening Level for Industrial Soil ²	DP-122 07/21/2015 DP-122-SO-010-01 Primary 0.5 - 1	DP-122 07/21/2015 DP-122-SO-050-01 Primary 4.5 - 5	DP-122 07/21/2015 DP-122-SO-100-01 Primary 9.5 - 10	DP-123 07/21/2015 DP-123-SO-010-01 Primary 0.5 - 1	DP-123 07/21/2015 DP-123-SO-050-01 Primary 4.5 - 5	DP-123 07/21/2015 DP-123-SO-100-01 Primary 9.5 - 10	DP-124 07/22/2015 DP-124-SO-010-01 Primary 0.5 - 1	DP-124 07/22/2015 DP-124-SO-050-01 Primary 4.5 - 5	DP-124 07/22/2015 DP-124-SO-100-01 Primary 9.5 - 10	DP-125 07/22/2015 DP-125-SO-010-01 Primary 0.5 - 1
Semi-Volatile Organic Compounds (mg/kg)												
1,2,4-Trichlorobenzene	-	110	-	-	-	-	-	-	-	-	-	-
1,2-Dichlorobenzene	-	9300	-	-	-	-	-	-	-	-	-	-
1,3-Dichlorobenzene	-	-	-	-	-	-	-	-	-	-	-	-
1,4-Dichlorobenzene	-	11	-	-	-	-	-	-	-	-	-	-
1-Methylnaphthalene	-	73	-	-	-	-	-	-	-	-	-	-
2,2'-oxybis(1-Chloropropane)	-	22	-	-	-	-	-	-	-	-	-	-
2,4,5-Trichlorophenol	-	82000	-	-	-	-	-	-	-	-	-	-
2,4,6-Trichlorophenol	-	210	-	-	-	-	-	-	-	-	-	-
2,4-Dichlorophenol	-	2500	-	-	-	-	-	-	-	-	-	-
2,4-Dimethylphenol	-	16000	-	-	-	-	-	-	-	-	-	-
2,4-Dinitrophenol	-	1600	-	-	-	-	-	-	-	-	-	-
2,4-Dinitrotoluene	-	7.4	-	-	-	-	-	-	-	-	-	-
2,6-Dinitrotoluene	-	1.5	-	-	-	-	-	-	-	-	-	-
2-Chloronaphthalene	-	60000	< 0.71	< 0.77	< 0.19	< 0.18	< 0.19	< 0.20	< 1.8	< 0.19	< 0.20	< 1.8
2-Chlorophenol	-	5800	-	-	-	-	-	-	-	-	-	-
2-Methylnaphthalene	-	3000	< 0.85	0.55 J	< 0.23	< 0.22	< 0.23	< 0.23	0.66 J	0.12 J	< 0.23	< 2.2
2-Methylphenol	-	41000	-	-	-	-	-	-	-	-	-	-
2-Nitroaniline	-	8000	-	-	-	-	-	-	-	-	-	-
2-Nitrophenol	-	-	-	-	-	-	-	-	-	-	-	-
3&4-Methylphenol	-	-	-	-	-	-	-	-	-	-	-	-
3,3'-Dichlorobenzidine	-	5.1	-	-	-	-	-	-	-	-	-	-
3-Nitroaniline	-	-	-	-	-	-	-	-	-	-	-	-
4,6-Dinitro-2-methylphenol	-	66	-	-	-	-	-	-	-	-	-	-
4-Bromophenyl phenyl ether	-	-	-	-	-	-	-	-	-	-	-	-
4-Chloro-3-methylphenol	-	82000	-	-	-	-	-	-	-	-	-	-
4-Chloroaniline	-	11	-	-	-	-	-	-	-	-	-	-
4-Chlorophenyl phenyl ether	-	-	-	-	-	-	-	-	-	-	-	-
4-Nitroaniline	-	110	-	-	-	-	-	-	-	-	-	-
4-Nitrophenol	-	-	-	-	-	-	-	-	-	-	-	-
Acenaphthene	-	45000	< 0.57	1.1	< 0.16	< 0.14	0.16	< 0.16	< 1.4	0.3	< 0.16	< 1.5
Acenaphthylene	-	-	< 0.57	2	< 0.16	< 0.14	0.13 J	< 0.16	< 1.4	0.19	< 0.16	< 1.5
Aniline	-	400	-	-	-	-	-	-	-	-	-	-
Anthracene	-	230000	< 0.43	5.5	< 0.12	< 0.11	0.48	< 0.12	< 1.1	0.88	0.043 J	< 1.1
Benzo(a)anthracene	-	2.9	< 0.43	6.9	< 0.12	0.074 J	1	< 0.12	< 1.1	1.3	0.12	< 1.1
Benzo(a)pyrene	-	0.29	< 0.57	5.5	< 0.16	0.064 J	0.78	< 0.16	< 1.4	1.1	0.10 J	< 1.5
Benzo(b)fluoranthene	-	2.9	< 0.43	6.9	< 0.12	0.088 J	1.3	< 0.12	< 1.1	1.4	0.11 J	< 1.1
Benzo(g,h,i)perylene	-	-	< 0.57	3.3	< 0.16	0.045 J	0.52	< 0.16	< 1.4	0.68	0.045 J	< 1.5
Benzo(k)fluoranthene	-	29	< 0.43	2.8	< 0.12	0.039 J	0.4	< 0.12	< 1.1	0.61	0.046 J	< 1.1
Benzoic acid	-	3.30E+06	-	-	-	-	-	-	-	-	-	-
Benzyl Alcohol	-	82000	-	-	-	-	-	-	-	-	-	-
bis(2-Chloroethoxy)methane	-	2500	-	-	-	-	-	-	-	-	-	-
bis(2-Chloroethyl)ether	-	1	-	-	-	-	-	-	-	-	-	-
bis(2-Ethylhexyl)phthalate	-	160	-	-	-	-	-	-	-	-	-	-
Butyl benzylphthalate	-	1200	-	-	-	-	-	-	-	-	-	-
Chrysene	-	290	0.14 J	5.9	< 0.12	0.077 J	1.2	< 0.12	< 1.1	1.3	0.11 J	< 1.1
Dibenz(a,h)anthracene	-	0.29	< 0.43	1.1	< 0.12	< 0.11	0.18	< 0.12	< 1.1	0.18	< 0.12	< 1.1
Dibenzofuran	-	1000	-	-	-	-	-	-	-	-	-	-
Diethyl phthalate	-	660000	-	-	-	-	-	-	-	-	-	-

TABLE 1
 SUMMARY OF SOIL SAMPLE ANALYTICAL RESULTS AND EXCEEDANCES - SVOCs AND TPH
 BUZZARD POINT D.C. UNITED SOCCER STADIUM DEVELOPMENT
 WASHINGTON, D.C.

Location Sample Date Sample Name Sample Type Sample Depth Interval (ft bgs)	DC Tier 0 Soil Standards ¹	EPA Regional Screening Level for Industrial Soil ²	DP-122 07/21/2015 DP-122-SO-010-01 Primary 0.5 - 1	DP-122 07/21/2015 DP-122-SO-050-01 Primary 4.5 - 5	DP-122 07/21/2015 DP-122-SO-100-01 Primary 9.5 - 10	DP-123 07/21/2015 DP-123-SO-010-01 Primary 0.5 - 1	DP-123 07/21/2015 DP-123-SO-050-01 Primary 4.5 - 5	DP-123 07/21/2015 DP-123-SO-100-01 Primary 9.5 - 10	DP-124 07/22/2015 DP-124-SO-010-01 Primary 0.5 - 1	DP-124 07/22/2015 DP-124-SO-050-01 Primary 4.5 - 5	DP-124 07/22/2015 DP-124-SO-100-01 Primary 9.5 - 10	DP-125 07/22/2015 DP-125-SO-010-01 Primary 0.5 - 1
Dimethyl phthalate	-	-	-	-	-	-	-	-	-	-	-	-
Di-n-butylphthalate	-	82000	-	-	-	-	-	-	-	-	-	-
Di-n-octyl phthalate	-	8200	-	-	-	-	-	-	-	-	-	-
Fluoranthene	-	30000	< 0.43	13	0.046 J	0.15	1.8	0.053 J	0.35 J	2.9	0.18	0.42 J
Fluorene	-	30000	< 0.71	3.8	< 0.19	< 0.18	0.36	< 0.20	< 1.8	0.59	< 0.20	< 1.8
Hexachlorobenzene	-	0.96	-	-	-	-	-	-	-	-	-	-
Hexachlorobutadiene	-	5.3	-	-	-	-	-	-	-	-	-	-
Hexachlorocyclopentadiene	-	7.5	-	-	-	-	-	-	-	-	-	-
Hexachloroethane	-	8	-	-	-	-	-	-	-	-	-	-
Indeno(1,2,3-cd)pyrene	-	2.9	< 0.57	3.2	< 0.16	< 0.14	0.46	< 0.16	< 1.4	0.6	< 0.16	< 1.5
Isophorone	-	2400	-	-	-	-	-	-	-	-	-	-
Naphthalene	-	17	< 0.71	0.92	< 0.19	< 0.18	0.088 J	< 0.20	< 1.8	0.3	< 0.20	< 1.8
Nitrobenzene	-	22	-	-	-	-	-	-	-	-	-	-
N-Nitrosodimethylamine	-	0.034	-	-	-	-	-	-	-	-	-	-
N-Nitrosodi-n-propylamine	-	0.33	-	-	-	-	-	-	-	-	-	-
N-Nitrosodiphenylamine	-	470	-	-	-	-	-	-	-	-	-	-
Pentachlorophenol	-	4	-	-	-	-	-	-	-	-	-	-
Phenanthrene	-	-	0.16 J	15	< 0.12	0.046 J	1.3	0.043 J	0.43 J	2.6	0.074 J	0.47 J
Phenol	-	250000	-	-	-	-	-	-	-	-	-	-
Pyrene	-	23000	< 0.43	11	0.039 J	0.13	1.6	0.042 J	0.35 J	2.4	0.19	0.39 J
Total Petroleum Hydrocarbons (mg/kg)												
Gasoline Range Organics (C6-C10)	100	-	3.2	2.0 J	< 3.0	< 2.7	1.4 J	< 2.9	18	3.3	< 2.9	2.8
Total Petroleum Hydrocarbons (C10-C28) DRO	100	-	-	-	-	-	-	-	-	-	-	-
Total Petroleum Hydrocarbons (C9-C44) DRO	100	-	1,350	1,250	75.6	411	288	14.6 J	3,750	918	19.5 J	2,070
Total Petroleum Hydrocarbons (C28-C40)	-	-	-	-	-	-	-	-	-	-	-	-

NOTES

- Bold where detected; highlighted where exceeds
- Results reported in mg/kg
- mg/kg = milligrams per kilogram
- ft bgs = feet below ground surface
- = screening level not available/sample not analyzed
- < = not detected at the indicated reporting limit
- J = estimated value
- SVOCs = semi-volatile organic compounds
- TPH = total petroleum hydrocarbons
- 1. DC Tier 0 Standards from the Tier 0 Standard Final Rulemaking published at 40 DCR 7835, 7892 (November 12, 1993); as amended by Final Rulemaking published at 46 DCR 7699 (October 1, 1999)
- 2. United States Environmental Protection Agency (EPA) Regional Screening Level (RSL) Summary Table (June 2015)

TABLE 1
 SUMMARY OF SOIL SAMPLE ANALYTICAL RESULTS AND EXCEEDANCES - SVOCs AND TPH
 BUZZARD POINT D.C. UNITED SOCCER STADIUM DEVELOPMENT
 WASHINGTON, D.C.

Location Sample Date Sample Name Sample Type Sample Depth Interval (ft bgs)	DC Tier 0 Soil Standards ¹	EPA Regional Screening Level for Industrial Soil ²	DP-125 07/22/2015 DP-125-SO-050-01 Primary 4.5 - 5	DP-125 07/22/2015 DP-125-SO-100-01 Primary 9.5 - 10	DP-125 07/22/2015 DP-125-SO-100-02 Duplicate 9.5 - 10	DP-126 07/22/2015 DP-126-SO-010-01 Primary 0.5 - 1	DP-126 07/22/2015 DP-126-SO-050-01 Primary 4.5 - 5	DP-126 07/22/2015 DP-126-SO-100-01 Primary 9.5 - 10	DP-127 07/22/2015 DP-127-SO-010-01 Primary 0.5 - 1	DP-127 07/22/2015 DP-127-SO-050-01 Primary 4.5 - 5	DP-127 07/22/2015 DP-127-SO-100-01 Primary 9.5 - 10	DP-128 07/22/2015 DP-128-SO-010-01 Primary 0.5 - 1
Semi-Volatile Organic Compounds (mg/kg)												
1,2,4-Trichlorobenzene	-	110	-	-	-	-	-	-	-	-	-	-
1,2-Dichlorobenzene	-	9300	-	-	-	-	-	-	-	-	-	-
1,3-Dichlorobenzene	-	-	-	-	-	-	-	-	-	-	-	-
1,4-Dichlorobenzene	-	11	-	-	-	-	-	-	-	-	-	-
1-Methylnaphthalene	-	73	-	-	-	-	-	-	-	-	-	-
2,2'-oxybis(1-Chloropropane)	-	22	-	-	-	-	-	-	-	-	-	-
2,4,5-Trichlorophenol	-	82000	-	-	-	-	-	-	-	-	-	-
2,4,6-Trichlorophenol	-	210	-	-	-	-	-	-	-	-	-	-
2,4-Dichlorophenol	-	2500	-	-	-	-	-	-	-	-	-	-
2,4-Dimethylphenol	-	16000	-	-	-	-	-	-	-	-	-	-
2,4-Dinitrophenol	-	1600	-	-	-	-	-	-	-	-	-	-
2,4-Dinitrotoluene	-	7.4	-	-	-	-	-	-	-	-	-	-
2,6-Dinitrotoluene	-	1.5	-	-	-	-	-	-	-	-	-	-
2-Chloronaphthalene	-	60000	< 0.20	< 0.20	< 0.20	< 1.9	< 0.18	< 0.20	-	-	-	-
2-Chlorophenol	-	5800	-	-	-	-	-	-	-	-	-	-
2-Methylnaphthalene	-	3000	0.074 J	< 0.24	< 0.24	< 2.2	< 0.22	< 0.24	-	-	-	-
2-Methylphenol	-	41000	-	-	-	-	-	-	-	-	-	-
2-Nitroaniline	-	8000	-	-	-	-	-	-	-	-	-	-
2-Nitrophenol	-	-	-	-	-	-	-	-	-	-	-	-
3&4-Methylphenol	-	-	-	-	-	-	-	-	-	-	-	-
3,3'-Dichlorobenzidine	-	5.1	-	-	-	-	-	-	-	-	-	-
3-Nitroaniline	-	-	-	-	-	-	-	-	-	-	-	-
4,6-Dinitro-2-methylphenol	-	66	-	-	-	-	-	-	-	-	-	-
4-Bromophenyl phenyl ether	-	-	-	-	-	-	-	-	-	-	-	-
4-Chloro-3-methylphenol	-	82000	-	-	-	-	-	-	-	-	-	-
4-Chloroaniline	-	11	-	-	-	-	-	-	-	-	-	-
4-Chlorophenyl phenyl ether	-	-	-	-	-	-	-	-	-	-	-	-
4-Nitroaniline	-	110	-	-	-	-	-	-	-	-	-	-
4-Nitrophenol	-	-	-	-	-	-	-	-	-	-	-	-
Acenaphthene	-	45000	0.33	0.049 J	< 0.16	< 1.5	0.048 J	< 0.16	-	-	-	-
Acenaphthylene	-	-	0.32	< 0.16	< 0.16	< 1.5	0.034 J	< 0.16	-	-	-	-
Aniline	-	400	-	-	-	-	-	-	-	-	-	-
Anthracene	-	230000	1	0.070 J	0.046 J	< 1.1	0.14	< 0.12	-	-	-	-
Benzo(a)anthracene	-	2.9	1.5	0.098 J	0.062 J	< 1.1	0.24	< 0.12	-	-	-	-
Benzo(a)pyrene	-	0.29	1.3	0.088 J	0.054 J	< 1.5	0.19	< 0.16	-	-	-	-
Benzo(b)fluoranthene	-	2.9	1.7	0.12	0.072 J	0.39 J	0.4	< 0.12	-	-	-	-
Benzo(g,h,i)perylene	-	-	0.77	0.048 J	< 0.16	< 1.5	0.13 J	< 0.16	-	-	-	-
Benzo(k)fluoranthene	-	29	0.58	< 0.12	< 0.12	< 1.1	0.14	< 0.12	-	-	-	-
Benzoic acid	-	3.30E+06	-	-	-	-	-	-	-	-	-	-
Benzyl Alcohol	-	82000	-	-	-	-	-	-	-	-	-	-
bis(2-Chloroethoxy)methane	-	2500	-	-	-	-	-	-	-	-	-	-
bis(2-Chloroethyl)ether	-	1	-	-	-	-	-	-	-	-	-	-
bis(2-Ethylhexyl)phthalate	-	160	-	-	-	-	-	-	-	-	-	-
Butyl benzylphthalate	-	1200	-	-	-	-	-	-	-	-	-	-
Chrysene	-	290	1.4	0.097 J	0.057 J	0.38 J	0.39	< 0.12	-	-	-	-
Dibenz(a,h)anthracene	-	0.29	0.24	< 0.12	< 0.12	< 1.1	0.046 J	< 0.12	-	-	-	-
Dibenzofuran	-	1000	-	-	-	-	-	-	-	-	-	-
Diethyl phthalate	-	660000	-	-	-	-	-	-	-	-	-	-

TABLE 1
 SUMMARY OF SOIL SAMPLE ANALYTICAL RESULTS AND EXCEEDANCES - SVOCs AND TPH
 BUZZARD POINT D.C. UNITED SOCCER STADIUM DEVELOPMENT
 WASHINGTON, D.C.

Location Sample Date Sample Name Sample Type Sample Depth Interval (ft bgs)	DC Tier 0 Soil Standards ¹	EPA Regional Screening Level for Industrial Soil ²	DP-125 07/22/2015 DP-125-SO-050-01 Primary 4.5 - 5	DP-125 07/22/2015 DP-125-SO-100-01 Primary 9.5 - 10	DP-125 07/22/2015 DP-125-SO-100-02 Duplicate 9.5 - 10	DP-126 07/22/2015 DP-126-SO-010-01 Primary 0.5 - 1	DP-126 07/22/2015 DP-126-SO-050-01 Primary 4.5 - 5	DP-126 07/22/2015 DP-126-SO-100-01 Primary 9.5 - 10	DP-127 07/22/2015 DP-127-SO-010-01 Primary 0.5 - 1	DP-127 07/22/2015 DP-127-SO-050-01 Primary 4.5 - 5	DP-127 07/22/2015 DP-127-SO-100-01 Primary 9.5 - 10	DP-128 07/22/2015 DP-128-SO-010-01 Primary 0.5 - 1
Dimethyl phthalate	-	-	-	-	-	-	-	-	-	-	-	-
Di-n-butylphthalate	-	82000	-	-	-	-	-	-	-	-	-	-
Di-n-octyl phthalate	-	8200	-	-	-	-	-	-	-	-	-	-
Fluoranthene	-	30000	2.9	0.25	0.16	0.72 J	0.5	0.040 J	-	-	-	-
Fluorene	-	30000	0.54	0.060 J	< 0.20	< 1.9	0.084 J	< 0.20	-	-	-	-
Hexachlorobenzene	-	0.96	-	-	-	-	-	-	-	-	-	-
Hexachlorobutadiene	-	5.3	-	-	-	-	-	-	-	-	-	-
Hexachlorocyclopentadiene	-	7.5	-	-	-	-	-	-	-	-	-	-
Hexachloroethane	-	8	-	-	-	-	-	-	-	-	-	-
Indeno(1,2,3-cd)pyrene	-	2.9	0.7	0.048 J	< 0.16	< 1.5	0.13 J	< 0.16	-	-	-	-
Isophorone	-	2400	-	-	-	-	-	-	-	-	-	-
Naphthalene	-	17	0.17 J	< 0.20	< 0.20	< 1.9	0.098 J	< 0.20	-	-	-	-
Nitrobenzene	-	22	-	-	-	-	-	-	-	-	-	-
N-Nitrosodimethylamine	-	0.034	-	-	-	-	-	-	-	-	-	-
N-Nitrosodi-n-propylamine	-	0.33	-	-	-	-	-	-	-	-	-	-
N-Nitrosodiphenylamine	-	470	-	-	-	-	-	-	-	-	-	-
Pentachlorophenol	-	4	-	-	-	-	-	-	-	-	-	-
Phenanthrene	-	-	2.7	0.28	0.18	0.84 J	0.35	< 0.12	-	-	-	-
Phenol	-	250000	-	-	-	-	-	-	-	-	-	-
Pyrene	-	23000	2.5	0.19	0.12	0.65 J	0.42	< 0.12	-	-	-	-
Total Petroleum Hydrocarbons (mg/kg)												
Gasoline Range Organics (C6-C10)	100	-	< 2.8	< 2.9	< 3.0	11	< 2.7	< 2.7	< 2.4	< 2.8	< 3.0	< 2.6
Total Petroleum Hydrocarbons (C10-C28) DRO	100	-	-	-	-	-	-	-	-	-	-	-
Total Petroleum Hydrocarbons (C9-C44) DRO	100	-	44.1	16 J	12 J	3,780	14.6 J	< 39.6	249	808	455	372
Total Petroleum Hydrocarbons (C28-C40)	-	-	-	-	-	-	-	-	-	-	-	-

NOTES
 Bold where detected; highlighted where exceeds
 Results reported in mg/kg
 mg/kg = milligrams per kilogram
 ft bgs = feet below ground surface
 -- = screening level not available/sample not analyzed
 < = not detected at the indicated reporting limit
 J = estimated value
 SVOCs = semi-volatile organic compounds
 TPH = total petroleum hydrocarbons
 1. DC Tier 0 Standards from the Tier 0 Standard Final Rulemaking published at 40 DCR 7835, 7892 (November 12, 1993); as amended by Final Rulemaking published at 46 DCR 7699 (October 1, 1999)
 2. United States Environmental Protection Agency (EPA) Regional Screening Level (RSL) Summary Table (June 2015)

TABLE 1
 SUMMARY OF SOIL SAMPLE ANALYTICAL RESULTS AND EXCEEDANCES - SVOCs AND TPH
 BUZZARD POINT D.C. UNITED SOCCER STADIUM DEVELOPMENT
 WASHINGTON, D.C.

Location Sample Date Sample Name Sample Type Sample Depth Interval (ft bgs)	DC Tier 0 Soil Standards ¹	EPA Regional Screening Level for Industrial Soil ²	DP-128 07/22/2015 DP-128-SO-050-01 Primary 4.5 - 5	DP-128 07/22/2015 DP-128-SO-100-01 Primary 9.5 - 10	DP-129 07/22/2015 DP-129-SO-010-01 Primary 0.5 - 1	DP-129 07/22/2015 DP-129-SO-050-01 Primary 4.5 - 5	DP-129 07/22/2015 DP-129-SO-100-01 Primary 9.5 - 10	DP-130 07/22/2015 DP-130-SO-010-01 Primary 0.5 - 1	DP-130 07/22/2015 DP-130-SO-050-01 Primary 4.5 - 5	DP-130 07/22/2015 DP-130-SO-100-01 Primary 9.5 - 10	DP-131 07/22/2015 DP-131-SO-010-01 Primary 0.5 - 1	DP-131 07/22/2015 DP-131-SO-050-01 Primary 4.5 - 5
Semi-Volatile Organic Compounds (mg/kg)												
1,2,4-Trichlorobenzene	-	110	-	-	-	-	-	-	-	-	-	-
1,2-Dichlorobenzene	-	9300	-	-	-	-	-	-	-	-	-	-
1,3-Dichlorobenzene	-	-	-	-	-	-	-	-	-	-	-	-
1,4-Dichlorobenzene	-	11	-	-	-	-	-	-	-	-	-	-
1-Methylnaphthalene	-	73	-	-	-	-	-	-	-	-	-	-
2,2'-oxybis(1-Chloropropane)	-	22	-	-	-	-	-	-	-	-	-	-
2,4,5-Trichlorophenol	-	82000	-	-	-	-	-	-	-	-	-	-
2,4,6-Trichlorophenol	-	210	-	-	-	-	-	-	-	-	-	-
2,4-Dichlorophenol	-	2500	-	-	-	-	-	-	-	-	-	-
2,4-Dimethylphenol	-	16000	-	-	-	-	-	-	-	-	-	-
2,4-Dinitrophenol	-	1600	-	-	-	-	-	-	-	-	-	-
2,4-Dinitrotoluene	-	7.4	-	-	-	-	-	-	-	-	-	-
2,6-Dinitrotoluene	-	1.5	-	-	-	-	-	-	-	-	-	-
2-Chloronaphthalene	-	60000	-	-	-	-	-	-	-	-	-	-
2-Chlorophenol	-	5800	-	-	-	-	-	-	-	-	-	-
2-Methylnaphthalene	-	3000	-	-	-	-	-	-	-	-	-	-
2-Methylphenol	-	41000	-	-	-	-	-	-	-	-	-	-
2-Nitroaniline	-	8000	-	-	-	-	-	-	-	-	-	-
2-Nitrophenol	-	-	-	-	-	-	-	-	-	-	-	-
3&4-Methylphenol	-	-	-	-	-	-	-	-	-	-	-	-
3,3'-Dichlorobenzidine	-	5.1	-	-	-	-	-	-	-	-	-	-
3-Nitroaniline	-	-	-	-	-	-	-	-	-	-	-	-
4,6-Dinitro-2-methylphenol	-	66	-	-	-	-	-	-	-	-	-	-
4-Bromophenyl phenyl ether	-	-	-	-	-	-	-	-	-	-	-	-
4-Chloro-3-methylphenol	-	82000	-	-	-	-	-	-	-	-	-	-
4-Chloroaniline	-	11	-	-	-	-	-	-	-	-	-	-
4-Chlorophenyl phenyl ether	-	-	-	-	-	-	-	-	-	-	-	-
4-Nitroaniline	-	110	-	-	-	-	-	-	-	-	-	-
4-Nitrophenol	-	-	-	-	-	-	-	-	-	-	-	-
Acenaphthene	-	45000	-	-	-	-	-	-	-	-	-	-
Acenaphthylene	-	-	-	-	-	-	-	-	-	-	-	-
Aniline	-	400	-	-	-	-	-	-	-	-	-	-
Anthracene	-	230000	-	-	-	-	-	-	-	-	-	-
Benzo(a)anthracene	-	2.9	-	-	-	-	-	-	-	-	-	-
Benzo(a)pyrene	-	0.29	-	-	-	-	-	-	-	-	-	-
Benzo(b)fluoranthene	-	2.9	-	-	-	-	-	-	-	-	-	-
Benzo(g,h,i)perylene	-	-	-	-	-	-	-	-	-	-	-	-
Benzo(k)fluoranthene	-	29	-	-	-	-	-	-	-	-	-	-
Benzoic acid	-	3.30E+06	-	-	-	-	-	-	-	-	-	-
Benzyl Alcohol	-	82000	-	-	-	-	-	-	-	-	-	-
bis(2-Chloroethoxy)methane	-	2500	-	-	-	-	-	-	-	-	-	-
bis(2-Chloroethyl)ether	-	1	-	-	-	-	-	-	-	-	-	-
bis(2-Ethylhexyl)phthalate	-	160	-	-	-	-	-	-	-	-	-	-
Butyl benzylphthalate	-	1200	-	-	-	-	-	-	-	-	-	-
Chrysene	-	290	-	-	-	-	-	-	-	-	-	-
Dibenz(a,h)anthracene	-	0.29	-	-	-	-	-	-	-	-	-	-
Dibenzofuran	-	1000	-	-	-	-	-	-	-	-	-	-
Diethyl phthalate	-	660000	-	-	-	-	-	-	-	-	-	-

TABLE 1
 SUMMARY OF SOIL SAMPLE ANALYTICAL RESULTS AND EXCEEDANCES - SVOCs AND TPH
 BUZZARD POINT D.C. UNITED SOCCER STADIUM DEVELOPMENT
 WASHINGTON, D.C.

Location Sample Date Sample Name Sample Type Sample Depth Interval (ft bgs)	DC Tier 0 Soil Standards ¹	EPA Regional Screening Level for Industrial Soil ²	DP-128 07/22/2015 DP-128-SO-050-01 Primary 4.5 - 5	DP-128 07/22/2015 DP-128-SO-100-01 Primary 9.5 - 10	DP-129 07/22/2015 DP-129-SO-010-01 Primary 0.5 - 1	DP-129 07/22/2015 DP-129-SO-050-01 Primary 4.5 - 5	DP-129 07/22/2015 DP-129-SO-100-01 Primary 9.5 - 10	DP-130 07/22/2015 DP-130-SO-010-01 Primary 0.5 - 1	DP-130 07/22/2015 DP-130-SO-050-01 Primary 4.5 - 5	DP-130 07/22/2015 DP-130-SO-100-01 Primary 9.5 - 10	DP-131 07/22/2015 DP-131-SO-010-01 Primary 0.5 - 1	DP-131 07/22/2015 DP-131-SO-050-01 Primary 4.5 - 5
Dimethyl phthalate	-	-	-	-	-	-	-	-	-	-	-	-
Di-n-butylphthalate	-	82000	-	-	-	-	-	-	-	-	-	-
Di-n-octyl phthalate	-	8200	-	-	-	-	-	-	-	-	-	-
Fluoranthene	-	30000	-	-	-	-	-	-	-	-	-	-
Fluorene	-	30000	-	-	-	-	-	-	-	-	-	-
Hexachlorobenzene	-	0.96	-	-	-	-	-	-	-	-	-	-
Hexachlorobutadiene	-	5.3	-	-	-	-	-	-	-	-	-	-
Hexachlorocyclopentadiene	-	7.5	-	-	-	-	-	-	-	-	-	-
Hexachloroethane	-	8	-	-	-	-	-	-	-	-	-	-
Indeno(1,2,3-cd)pyrene	-	2.9	-	-	-	-	-	-	-	-	-	-
Isophorone	-	2400	-	-	-	-	-	-	-	-	-	-
Naphthalene	-	17	-	-	-	-	-	-	-	-	-	-
Nitrobenzene	-	22	-	-	-	-	-	-	-	-	-	-
N-Nitrosodimethylamine	-	0.034	-	-	-	-	-	-	-	-	-	-
N-Nitrosodi-n-propylamine	-	0.33	-	-	-	-	-	-	-	-	-	-
N-Nitrosodiphenylamine	-	470	-	-	-	-	-	-	-	-	-	-
Pentachlorophenol	-	4	-	-	-	-	-	-	-	-	-	-
Phenanthrene	-	-	-	-	-	-	-	-	-	-	-	-
Phenol	-	250000	-	-	-	-	-	-	-	-	-	-
Pyrene	-	23000	-	-	-	-	-	-	-	-	-	-
Total Petroleum Hydrocarbons (mg/kg)												
Gasoline Range Organics (C6-C10)	100	-	< 2.8	< 2.9	< 2.7	< 2.9	< 2.9	< 2.7	< 2.8	< 3.0	1.5 J	< 2.8
Total Petroleum Hydrocarbons (C10-C28) DRO	100	-	-	-	-	-	-	-	-	-	-	-
Total Petroleum Hydrocarbons (C9-C44) DRO	100	-	22.1 J	15.1 J	7.32 J	75.2	4.55 J	182	15.4 J	7.75 J	3,680	154
Total Petroleum Hydrocarbons (C28-C40)	-	-	-	-	-	-	-	-	-	-	-	-

NOTES

- Bold where detected; highlighted where exceeds
- Results reported in mg/kg
- mg/kg = milligrams per kilogram
- ft bgs = feet below ground surface
- = screening level not available/sample not analyzed
- < = not detected at the indicated reporting limit
- J = estimated value
- SVOCs = semi-volatile organic compounds
- TPH = total petroleum hydrocarbons
- 1. DC Tier 0 Standards from the Tier 0 Standard Final Rulemaking published at 40 DCR 7835, 7892 (November 12, 1993); as amended by Final Rulemaking published at 46 DCR 7699 (October 1, 1999)
- 2. United States Environmental Protection Agency (EPA) Regional Screening Level (RSL) Summary Table (June 2015)

TABLE 1
 SUMMARY OF SOIL SAMPLE ANALYTICAL RESULTS AND EXCEEDANCES - SVOCs AND TPH
 BUZZARD POINT D.C. UNITED SOCCER STADIUM DEVELOPMENT
 WASHINGTON, D.C.

Location Sample Date Sample Name Sample Type Sample Depth Interval (ft bgs)	DC Tier 0 Soil Standards ¹	EPA Regional Screening Level for Industrial Soil ²	DP-131 07/22/2015 DP-131-SO-100-01 Primary 9.5 - 10	DP-132 07/22/2015 DP-132-SO-010-01 Primary 0.5 - 1	DP-132 07/22/2015 DP-132-SO-050-01 Primary 4.5 - 5	DP-132 07/22/2015 DP-132-SO-100-01 Primary 9.5 - 10	DP-133 07/22/2015 DP-133-SO-010-01 Primary 0.5 - 1	DP-133 07/22/2015 DP-133-SO-050-01 Primary 4.5 - 5	DP-133 07/22/2015 DP-133-SO-100-01 Primary 9.5 - 10	DP-133 07/22/2015 DP-133-SO-100-02 Duplicate 9.5 - 10	DP-134 07/22/2015 DP-134-SO-010-01 Primary 0.5 - 1	DP-134 07/22/2015 DP-134-SO-050-01 Primary 4.5 - 5
Semi-Volatile Organic Compounds (mg/kg)												
1,2,4-Trichlorobenzene	-	110	-	-	-	-	-	-	-	-	-	-
1,2-Dichlorobenzene	-	9300	-	-	-	-	-	-	-	-	-	-
1,3-Dichlorobenzene	-	-	-	-	-	-	-	-	-	-	-	-
1,4-Dichlorobenzene	-	11	-	-	-	-	-	-	-	-	-	-
1-Methylnaphthalene	-	73	-	-	-	-	-	-	-	-	-	-
2,2'-oxybis(1-Chloropropane)	-	22	-	-	-	-	-	-	-	-	-	-
2,4,5-Trichlorophenol	-	82000	-	-	-	-	-	-	-	-	-	-
2,4,6-Trichlorophenol	-	210	-	-	-	-	-	-	-	-	-	-
2,4-Dichlorophenol	-	2500	-	-	-	-	-	-	-	-	-	-
2,4-Dimethylphenol	-	16000	-	-	-	-	-	-	-	-	-	-
2,4-Dinitrophenol	-	1600	-	-	-	-	-	-	-	-	-	-
2,4-Dinitrotoluene	-	7.4	-	-	-	-	-	-	-	-	-	-
2,6-Dinitrotoluene	-	1.5	-	-	-	-	-	-	-	-	-	-
2-Chloronaphthalene	-	60000	-	-	-	-	-	-	-	-	< 0.18	-
2-Chlorophenol	-	5800	-	-	-	-	-	-	-	-	-	-
2-Methylnaphthalene	-	3000	-	-	-	-	-	-	-	-	< 0.22	-
2-Methylphenol	-	41000	-	-	-	-	-	-	-	-	-	-
2-Nitroaniline	-	8000	-	-	-	-	-	-	-	-	-	-
2-Nitrophenol	-	-	-	-	-	-	-	-	-	-	-	-
3&4-Methylphenol	-	-	-	-	-	-	-	-	-	-	-	-
3,3'-Dichlorobenzidine	-	5.1	-	-	-	-	-	-	-	-	-	-
3-Nitroaniline	-	-	-	-	-	-	-	-	-	-	-	-
4,6-Dinitro-2-methylphenol	-	66	-	-	-	-	-	-	-	-	-	-
4-Bromophenyl phenyl ether	-	-	-	-	-	-	-	-	-	-	-	-
4-Chloro-3-methylphenol	-	82000	-	-	-	-	-	-	-	-	-	-
4-Chloroaniline	-	11	-	-	-	-	-	-	-	-	-	-
4-Chlorophenyl phenyl ether	-	-	-	-	-	-	-	-	-	-	-	-
4-Nitroaniline	-	110	-	-	-	-	-	-	-	-	-	-
4-Nitrophenol	-	-	-	-	-	-	-	-	-	-	-	-
Acenaphthene	-	45000	-	-	-	-	-	-	-	-	< 0.15	-
Acenaphthylene	-	-	-	-	-	-	-	-	-	-	0.11 J	-
Aniline	-	400	-	-	-	-	-	-	-	-	-	-
Anthracene	-	230000	-	-	-	-	-	-	-	-	0.091 J	-
Benzo(a)anthracene	-	2.9	-	-	-	-	-	-	-	-	0.16	-
Benzo(a)pyrene	-	0.29	-	-	-	-	-	-	-	-	0.21	-
Benzo(b)fluoranthene	-	2.9	-	-	-	-	-	-	-	-	0.2	-
Benzo(g,h,i)perylene	-	-	-	-	-	-	-	-	-	-	0.17	-
Benzo(k)fluoranthene	-	29	-	-	-	-	-	-	-	-	0.15	-
Benzoic acid	-	3.30E+06	-	-	-	-	-	-	-	-	-	-
Benzyl Alcohol	-	82000	-	-	-	-	-	-	-	-	-	-
bis(2-Chloroethoxy)methane	-	2500	-	-	-	-	-	-	-	-	-	-
bis(2-Chloroethyl)ether	-	1	-	-	-	-	-	-	-	-	-	-
bis(2-Ethylhexyl)phthalate	-	160	-	-	-	-	-	-	-	-	-	-
Butyl benzylphthalate	-	1200	-	-	-	-	-	-	-	-	-	-
Chrysene	-	290	-	-	-	-	-	-	-	-	0.24	-
Dibenz(a,h)anthracene	-	0.29	-	-	-	-	-	-	-	-	0.050 J	-
Dibenzofuran	-	1000	-	-	-	-	-	-	-	-	-	-
Diethyl phthalate	-	660000	-	-	-	-	-	-	-	-	-	-

TABLE 1
 SUMMARY OF SOIL SAMPLE ANALYTICAL RESULTS AND EXCEEDANCES - SVOCs AND TPH
 BUZZARD POINT D.C. UNITED SOCCER STADIUM DEVELOPMENT
 WASHINGTON, D.C.

Location Sample Date Sample Name Sample Type Sample Depth Interval (ft bgs)	DC Tier 0 Soil Standards ¹	EPA Regional Screening Level for Industrial Soil ²	DP-131 07/22/2015 DP-131-SO-100-01 Primary 9.5 - 10	DP-132 07/22/2015 DP-132-SO-010-01 Primary 0.5 - 1	DP-132 07/22/2015 DP-132-SO-050-01 Primary 4.5 - 5	DP-132 07/22/2015 DP-132-SO-100-01 Primary 9.5 - 10	DP-133 07/22/2015 DP-133-SO-010-01 Primary 0.5 - 1	DP-133 07/22/2015 DP-133-SO-050-01 Primary 4.5 - 5	DP-133 07/22/2015 DP-133-SO-100-01 Primary 9.5 - 10	DP-133 07/22/2015 DP-133-SO-100-02 Duplicate 9.5 - 10	DP-134 07/22/2015 DP-134-SO-010-01 Primary 0.5 - 1	DP-134 07/22/2015 DP-134-SO-050-01 Primary 4.5 - 5
Dimethyl phthalate	-	-	-	-	-	-	-	-	-	-	-	-
Di-n-butylphthalate	-	82000	-	-	-	-	-	-	-	-	-	-
Di-n-octyl phthalate	-	8200	-	-	-	-	-	-	-	-	-	-
Fluoranthene	-	30000	-	-	-	-	-	-	-	-	0.24	-
Fluorene	-	30000	-	-	-	-	-	-	-	-	< 0.18	-
Hexachlorobenzene	-	0.96	-	-	-	-	-	-	-	-	-	-
Hexachlorobutadiene	-	5.3	-	-	-	-	-	-	-	-	-	-
Hexachlorocyclopentadiene	-	7.5	-	-	-	-	-	-	-	-	-	-
Hexachloroethane	-	8	-	-	-	-	-	-	-	-	-	-
Indeno(1,2,3-cd)pyrene	-	2.9	-	-	-	-	-	-	-	-	0.13 J	-
Isophorone	-	2400	-	-	-	-	-	-	-	-	-	-
Naphthalene	-	17	-	-	-	-	-	-	-	-	< 0.18	-
Nitrobenzene	-	22	-	-	-	-	-	-	-	-	-	-
N-Nitrosodimethylamine	-	0.034	-	-	-	-	-	-	-	-	-	-
N-Nitrosodi-n-propylamine	-	0.33	-	-	-	-	-	-	-	-	-	-
N-Nitrosodiphenylamine	-	470	-	-	-	-	-	-	-	-	-	-
Pentachlorophenol	-	4	-	-	-	-	-	-	-	-	-	-
Phenanthrene	-	-	-	-	-	-	-	-	-	-	0.094 J	-
Phenol	-	250000	-	-	-	-	-	-	-	-	-	-
Pyrene	-	23000	-	-	-	-	-	-	-	-	0.5	-
Total Petroleum Hydrocarbons (mg/kg)												
Gasoline Range Organics (C6-C10)	100	-	< 2.7	< 2.7	< 2.4	< 2.7	< 2.7	< 3.0	< 2.9	< 2.8	< 2.3	< 2.8
Total Petroleum Hydrocarbons (C10-C28) DRO	100	-	-	-	-	-	-	-	-	-	-	-
Total Petroleum Hydrocarbons (C9-C44) DRO	100	-	58.4	130	12.8 J	7.11 J	714	4.32 J	5.64 J	< 38.3	1,320	1,200
Total Petroleum Hydrocarbons (C28-C40)	-	-	-	-	-	-	-	-	-	-	-	-

NOTES

- Bold where detected; highlighted where exceeds
- Results reported in mg/kg
- mg/kg = milligrams per kilogram
- ft bgs = feet below ground surface
- = screening level not available/sample not analyzed
- < = not detected at the indicated reporting limit
- J = estimated value
- SVOCs = semi-volatile organic compounds
- TPH = total petroleum hydrocarbons
- 1. DC Tier 0 Standards from the Tier 0 Standard Final Rulemaking published at 40 DCR 7835, 7892 (November 12, 1993); as amended by Final Rulemaking published at 46 DCR 7699 (October 1, 1999)
- 2. United States Environmental Protection Agency (EPA) Regional Screening Level (RSL) Summary Table (June 2015)

TABLE 1
 SUMMARY OF SOIL SAMPLE ANALYTICAL RESULTS AND EXCEEDANCES - SVOCs AND TPH
 BUZZARD POINT D.C. UNITED SOCCER STADIUM DEVELOPMENT
 WASHINGTON, D.C.

Location Sample Date Sample Name Sample Type Sample Depth Interval (ft bgs)	DC Tier 0 Soil Standards ¹	EPA Regional Screening Level for Industrial Soil ²	DP-134 07/22/2015 DP-134-SO-100-01 Primary 9.5 - 10	DP-135 07/22/2015 DP-135-SO-010-01 Primary 0.5 - 1	DP-135 07/22/2015 DP-135-SO-050-01 Primary 4.5 - 5	DP-136 07/23/2015 DP-136-SO-010-01 Primary 0.5 - 1	DP-136 07/23/2015 DP-136-SO-050-01 Primary 4.5 - 5	DP-136 07/23/2015 DP-136-SO-100-01 Primary 9.5 - 10	DP-137 07/23/2015 DP-137-SO-010-01 Primary 0.5 - 1	DP-137 07/23/2015 DP-137-SO-050-01 Primary 4.5 - 5	DP-137 07/23/2015 DP-137-SO-100-01 Primary 9.5 - 10	DP-138 07/23/2015 DP-138-SO-010-01 Primary 0.5 - 1
Semi-Volatile Organic Compounds (mg/kg)												
1,2,4-Trichlorobenzene	-	110	-	-	-	-	-	-	-	-	-	-
1,2-Dichlorobenzene	-	9300	-	-	-	-	-	-	-	-	-	-
1,3-Dichlorobenzene	-	-	-	-	-	-	-	-	-	-	-	-
1,4-Dichlorobenzene	-	11	-	-	-	-	-	-	-	-	-	-
1-Methylnaphthalene	-	73	-	-	-	-	-	-	-	-	-	-
2,2'-oxybis(1-Chloropropane)	-	22	-	-	-	-	-	-	-	-	-	-
2,4,5-Trichlorophenol	-	82000	-	-	-	-	-	-	-	-	-	-
2,4,6-Trichlorophenol	-	210	-	-	-	-	-	-	-	-	-	-
2,4-Dichlorophenol	-	2500	-	-	-	-	-	-	-	-	-	-
2,4-Dimethylphenol	-	16000	-	-	-	-	-	-	-	-	-	-
2,4-Dinitrophenol	-	1600	-	-	-	-	-	-	-	-	-	-
2,4-Dinitrotoluene	-	7.4	-	-	-	-	-	-	-	-	-	-
2,6-Dinitrotoluene	-	1.5	-	-	-	-	-	-	-	-	-	-
2-Chloronaphthalene	-	60000	-	-	-	< 0.37	-	-	-	-	-	-
2-Chlorophenol	-	5800	-	-	-	-	-	-	-	-	-	-
2-Methylnaphthalene	-	3000	-	-	-	0.15 J	-	-	-	-	-	-
2-Methylphenol	-	41000	-	-	-	-	-	-	-	-	-	-
2-Nitroaniline	-	8000	-	-	-	-	-	-	-	-	-	-
2-Nitrophenol	-	-	-	-	-	-	-	-	-	-	-	-
3&4-Methylphenol	-	-	-	-	-	-	-	-	-	-	-	-
3,3'-Dichlorobenzidine	-	5.1	-	-	-	-	-	-	-	-	-	-
3-Nitroaniline	-	-	-	-	-	-	-	-	-	-	-	-
4,6-Dinitro-2-methylphenol	-	66	-	-	-	-	-	-	-	-	-	-
4-Bromophenyl phenyl ether	-	-	-	-	-	-	-	-	-	-	-	-
4-Chloro-3-methylphenol	-	82000	-	-	-	-	-	-	-	-	-	-
4-Chloroaniline	-	11	-	-	-	-	-	-	-	-	-	-
4-Chlorophenyl phenyl ether	-	-	-	-	-	-	-	-	-	-	-	-
4-Nitroaniline	-	110	-	-	-	-	-	-	-	-	-	-
4-Nitrophenol	-	-	-	-	-	-	-	-	-	-	-	-
Acenaphthene	-	45000	-	-	-	< 0.30	-	-	-	-	-	-
Acenaphthylene	-	-	-	-	-	< 0.30	-	-	-	-	-	-
Aniline	-	400	-	-	-	-	-	-	-	-	-	-
Anthracene	-	230000	-	-	-	< 0.22	-	-	-	-	-	-
Benzo(a)anthracene	-	2.9	-	-	-	0.14 J	-	-	-	-	-	-
Benzo(a)pyrene	-	0.29	-	-	-	0.18 J	-	-	-	-	-	-
Benzo(b)fluoranthene	-	2.9	-	-	-	0.23	-	-	-	-	-	-
Benzo(g,h,i)perylene	-	-	-	-	-	0.16 J	-	-	-	-	-	-
Benzo(k)fluoranthene	-	29	-	-	-	0.083 J	-	-	-	-	-	-
Benzoic acid	-	3.30E+06	-	-	-	-	-	-	-	-	-	-
Benzyl Alcohol	-	82000	-	-	-	-	-	-	-	-	-	-
bis(2-Chloroethoxy)methane	-	2500	-	-	-	-	-	-	-	-	-	-
bis(2-Chloroethyl)ether	-	1	-	-	-	-	-	-	-	-	-	-
bis(2-Ethylhexyl)phthalate	-	160	-	-	-	-	-	-	-	-	-	-
Butyl benzylphthalate	-	1200	-	-	-	-	-	-	-	-	-	-
Chrysene	-	290	-	-	-	0.17 J	-	-	-	-	-	-
Dibenz(a,h)anthracene	-	0.29	-	-	-	< 0.22	-	-	-	-	-	-
Dibenzofuran	-	1000	-	-	-	-	-	-	-	-	-	-
Diethyl phthalate	-	660000	-	-	-	-	-	-	-	-	-	-

TABLE 1
 SUMMARY OF SOIL SAMPLE ANALYTICAL RESULTS AND EXCEEDANCES - SVOCs AND TPH
 BUZZARD POINT D.C. UNITED SOCCER STADIUM DEVELOPMENT
 WASHINGTON, D.C.

Location Sample Date Sample Name Sample Type Sample Depth Interval (ft bgs)	DC Tier 0 Soil Standards ¹	EPA Regional Screening Level for Industrial Soil ²	DP-134 07/22/2015 DP-134-SO-100-01 Primary 9.5 - 10	DP-135 07/22/2015 DP-135-SO-010-01 Primary 0.5 - 1	DP-135 07/22/2015 DP-135-SO-050-01 Primary 4.5 - 5	DP-136 07/23/2015 DP-136-SO-010-01 Primary 0.5 - 1	DP-136 07/23/2015 DP-136-SO-050-01 Primary 4.5 - 5	DP-136 07/23/2015 DP-136-SO-100-01 Primary 9.5 - 10	DP-137 07/23/2015 DP-137-SO-010-01 Primary 0.5 - 1	DP-137 07/23/2015 DP-137-SO-050-01 Primary 4.5 - 5	DP-137 07/23/2015 DP-137-SO-100-01 Primary 9.5 - 10	DP-138 07/23/2015 DP-138-SO-010-01 Primary 0.5 - 1
Dimethyl phthalate	-	-	-	-	-	-	-	-	-	-	-	-
Di-n-butylphthalate	-	82000	-	-	-	-	-	-	-	-	-	-
Di-n-octyl phthalate	-	8200	-	-	-	-	-	-	-	-	-	-
Fluoranthene	-	30000	-	-	-	0.19 J	-	-	-	-	-	-
Fluorene	-	30000	-	-	-	< 0.37	-	-	-	-	-	-
Hexachlorobenzene	-	0.96	-	-	-	-	-	-	-	-	-	-
Hexachlorobutadiene	-	5.3	-	-	-	-	-	-	-	-	-	-
Hexachlorocyclopentadiene	-	7.5	-	-	-	-	-	-	-	-	-	-
Hexachloroethane	-	8	-	-	-	-	-	-	-	-	-	-
Indeno(1,2,3-cd)pyrene	-	2.9	-	-	-	0.15 J	-	-	-	-	-	-
Isophorone	-	2400	-	-	-	-	-	-	-	-	-	-
Naphthalene	-	17	-	-	-	< 0.37	-	-	-	-	-	-
Nitrobenzene	-	22	-	-	-	-	-	-	-	-	-	-
N-Nitrosodimethylamine	-	0.034	-	-	-	-	-	-	-	-	-	-
N-Nitrosodi-n-propylamine	-	0.33	-	-	-	-	-	-	-	-	-	-
N-Nitrosodiphenylamine	-	470	-	-	-	-	-	-	-	-	-	-
Pentachlorophenol	-	4	-	-	-	-	-	-	-	-	-	-
Phenanthrene	-	-	-	-	-	0.11 J	-	-	-	-	-	-
Phenol	-	250000	-	-	-	-	-	-	-	-	-	-
Pyrene	-	23000	-	-	-	0.19 J	-	-	-	-	-	-
Total Petroleum Hydrocarbons (mg/kg)												
Gasoline Range Organics (C6-C10)	100	-	< 3.0	7.1	7.5	2.6 J	8	< 3.0	< 2.5	< 2.8	< 3.1	< 2.7
Total Petroleum Hydrocarbons (C10-C28) DRO	100	-	-	-	-	-	-	-	-	-	-	-
Total Petroleum Hydrocarbons (C9-C44) DRO	100	-	4.93 J	1,000	1,180	1,930	84.9	38.7	2,420	48.9	4.85 J	767
Total Petroleum Hydrocarbons (C28-C40)	-	-	-	-	-	-	-	-	-	-	-	-

NOTES
 Bold where detected; highlighted where exceeds
 Results reported in mg/kg
 mg/kg = milligrams per kilogram
 ft bgs = feet below ground surface
 -- = screening level not available/sample not analyzed
 < = not detected at the indicated reporting limit
 J = estimated value
 SVOCs = semi-volatile organic compounds
 TPH = total petroleum hydrocarbons
 1. DC Tier 0 Standards from the Tier 0 Standard Final Rulemaking published at 40 DCR 7835, 7892 (November 12, 1993); as amended by Final Rulemaking published at 46 DCR 7699 (October 1, 1999)
 2. United States Environmental Protection Agency (EPA) Regional Screening Level (RSL) Summary Table (June 2015)

TABLE 1
 SUMMARY OF SOIL SAMPLE ANALYTICAL RESULTS AND EXCEEDANCES - SVOCs AND TPH
 BUZZARD POINT D.C. UNITED SOCCER STADIUM DEVELOPMENT
 WASHINGTON, D.C.

Location Sample Date Sample Name Sample Type Sample Depth Interval (ft bgs)	DC Tier 0 Soil Standards ¹	EPA Regional Screening Level for Industrial Soil ²	DP-138 07/23/2015 DP-138-SO-050-01 Primary 4.5 - 5	DP-138 07/23/2015 DP-138-SO-100-01 Primary 9.5 - 10	DP-139 07/23/2015 DP-139-SO-010-01 Primary 0.5 - 1	DP-139 07/23/2015 DP-139-SO-050-01 Primary 4.5 - 5	DP-139 07/23/2015 DP-139-SO-100-01 Primary 9.5 - 10	DP-139 07/23/2015 DP-139-SO-100-02 Duplicate 9.5 - 10	DP-140 07/23/2015 DP-140-SO-010-01 Primary 0.5 - 1	DP-140 07/23/2015 DP-140-SO-050-01 Primary 4.5 - 5	DP-140 07/23/2015 DP-140-SO-100-01 Primary 9.5 - 10	DP-141 07/23/2015 DP-141-SO-010-01 Primary 0.5 - 1
Semi-Volatile Organic Compounds (mg/kg)												
1,2,4-Trichlorobenzene	-	110	-	-	-	-	-	-	-	-	-	-
1,2-Dichlorobenzene	-	9300	-	-	-	-	-	-	-	-	-	-
1,3-Dichlorobenzene	-	-	-	-	-	-	-	-	-	-	-	-
1,4-Dichlorobenzene	-	11	-	-	-	-	-	-	-	-	-	-
1-Methylnaphthalene	-	73	-	-	-	-	-	-	-	-	-	-
2,2'-oxybis(1-Chloropropane)	-	22	-	-	-	-	-	-	-	-	-	-
2,4,5-Trichlorophenol	-	82000	-	-	-	-	-	-	-	-	-	-
2,4,6-Trichlorophenol	-	210	-	-	-	-	-	-	-	-	-	-
2,4-Dichlorophenol	-	2500	-	-	-	-	-	-	-	-	-	-
2,4-Dimethylphenol	-	16000	-	-	-	-	-	-	-	-	-	-
2,4-Dinitrophenol	-	1600	-	-	-	-	-	-	-	-	-	-
2,4-Dinitrotoluene	-	7.4	-	-	-	-	-	-	-	-	-	-
2,6-Dinitrotoluene	-	1.5	-	-	-	-	-	-	-	-	-	-
2-Chloronaphthalene	-	60000	-	< 0.98	-	-	-	-	-	-	-	-
2-Chlorophenol	-	5800	-	-	-	-	-	-	-	-	-	-
2-Methylnaphthalene	-	3000	-	7.7	-	-	-	-	-	-	-	-
2-Methylphenol	-	41000	-	-	-	-	-	-	-	-	-	-
2-Nitroaniline	-	8000	-	-	-	-	-	-	-	-	-	-
2-Nitrophenol	-	-	-	-	-	-	-	-	-	-	-	-
3&4-Methylphenol	-	-	-	-	-	-	-	-	-	-	-	-
3,3'-Dichlorobenzidine	-	5.1	-	-	-	-	-	-	-	-	-	-
3-Nitroaniline	-	-	-	-	-	-	-	-	-	-	-	-
4,6-Dinitro-2-methylphenol	-	66	-	-	-	-	-	-	-	-	-	-
4-Bromophenyl phenyl ether	-	-	-	-	-	-	-	-	-	-	-	-
4-Chloro-3-methylphenol	-	82000	-	-	-	-	-	-	-	-	-	-
4-Chloroaniline	-	11	-	-	-	-	-	-	-	-	-	-
4-Chlorophenyl phenyl ether	-	-	-	-	-	-	-	-	-	-	-	-
4-Nitroaniline	-	110	-	-	-	-	-	-	-	-	-	-
4-Nitrophenol	-	-	-	-	-	-	-	-	-	-	-	-
Acenaphthene	-	45000	-	24	-	-	-	-	-	-	-	-
Acenaphthylene	-	-	-	0.64 J	-	-	-	-	-	-	-	-
Aniline	-	400	-	-	-	-	-	-	-	-	-	-
Anthracene	-	230000	-	52	-	-	-	-	-	-	-	-
Benzo(a)anthracene	-	2.9	-	96	-	-	-	-	-	-	-	-
Benzo(a)pyrene	-	0.29	-	76	-	-	-	-	-	-	-	-
Benzo(b)fluoranthene	-	2.9	-	98	-	-	-	-	-	-	-	-
Benzo(g,h,i)perylene	-	-	-	41	-	-	-	-	-	-	-	-
Benzo(k)fluoranthene	-	29	-	20	-	-	-	-	-	-	-	-
Benzoic acid	-	3.30E+06	-	-	-	-	-	-	-	-	-	-
Benzyl Alcohol	-	82000	-	-	-	-	-	-	-	-	-	-
bis(2-Chloroethoxy)methane	-	2500	-	-	-	-	-	-	-	-	-	-
bis(2-Chloroethyl)ether	-	1	-	-	-	-	-	-	-	-	-	-
bis(2-Ethylhexyl)phthalate	-	160	-	-	-	-	-	-	-	-	-	-
Butyl benzylphthalate	-	1200	-	-	-	-	-	-	-	-	-	-
Chrysene	-	290	-	100	-	-	-	-	-	-	-	-
Dibenz(a,h)anthracene	-	0.29	-	12	-	-	-	-	-	-	-	-
Dibenzofuran	-	1000	-	-	-	-	-	-	-	-	-	-
Diethyl phthalate	-	660000	-	-	-	-	-	-	-	-	-	-

TABLE 1
 SUMMARY OF SOIL SAMPLE ANALYTICAL RESULTS AND EXCEEDANCES - SVOCs AND TPH
 BUZZARD POINT D.C. UNITED SOCCER STADIUM DEVELOPMENT
 WASHINGTON, D.C.

Location Sample Date Sample Name Sample Type Sample Depth Interval (ft bgs)	DC Tier 0 Soil Standards ¹	EPA Regional Screening Level for Industrial Soil ²	DP-138 07/23/2015 DP-138-SO-050-01 Primary 4.5 - 5	DP-138 07/23/2015 DP-138-SO-100-01 Primary 9.5 - 10	DP-139 07/23/2015 DP-139-SO-010-01 Primary 0.5 - 1	DP-139 07/23/2015 DP-139-SO-050-01 Primary 4.5 - 5	DP-139 07/23/2015 DP-139-SO-100-01 Primary 9.5 - 10	DP-139 07/23/2015 DP-139-SO-100-02 Duplicate 9.5 - 10	DP-140 07/23/2015 DP-140-SO-010-01 Primary 0.5 - 1	DP-140 07/23/2015 DP-140-SO-050-01 Primary 4.5 - 5	DP-140 07/23/2015 DP-140-SO-100-01 Primary 9.5 - 10	DP-141 07/23/2015 DP-141-SO-010-01 Primary 0.5 - 1
Dimethyl phthalate	-	-	-	-	-	-	-	-	-	-	-	-
Di-n-butylphthalate	-	82000	-	-	-	-	-	-	-	-	-	-
Di-n-octyl phthalate	-	8200	-	-	-	-	-	-	-	-	-	-
Fluoranthene	-	30000	-	180	-	-	-	-	-	-	-	-
Fluorene	-	30000	-	23	-	-	-	-	-	-	-	-
Hexachlorobenzene	-	0.96	-	-	-	-	-	-	-	-	-	-
Hexachlorobutadiene	-	5.3	-	-	-	-	-	-	-	-	-	-
Hexachlorocyclopentadiene	-	7.5	-	-	-	-	-	-	-	-	-	-
Hexachloroethane	-	8	-	-	-	-	-	-	-	-	-	-
Indeno(1,2,3-cd)pyrene	-	2.9	-	46	-	-	-	-	-	-	-	-
Isophorone	-	2400	-	-	-	-	-	-	-	-	-	-
Naphthalene	-	17	-	8.9	-	-	-	-	-	-	-	-
Nitrobenzene	-	22	-	-	-	-	-	-	-	-	-	-
N-Nitrosodimethylamine	-	0.034	-	-	-	-	-	-	-	-	-	-
N-Nitrosodi-n-propylamine	-	0.33	-	-	-	-	-	-	-	-	-	-
N-Nitrosodiphenylamine	-	470	-	-	-	-	-	-	-	-	-	-
Pentachlorophenol	-	4	-	-	-	-	-	-	-	-	-	-
Phenanthrene	-	-	-	170	-	-	-	-	-	-	-	-
Phenol	-	250000	-	-	-	-	-	-	-	-	-	-
Pyrene	-	23000	-	170	-	-	-	-	-	-	-	-
Total Petroleum Hydrocarbons (mg/kg)												
Gasoline Range Organics (C6-C10)	100	-	< 2.9	2.5 J	< 2.6	< 2.6	< 2.8	< 2.8	< 2.6	16	< 3.1	< 2.4
Total Petroleum Hydrocarbons (C10-C28) DRO	100	-	-	-	-	-	-	-	-	-	-	-
Total Petroleum Hydrocarbons (C9-C44) DRO	100	-	15.5 J	7,500	759	609	177	216	1,550	273	14.2 J	278
Total Petroleum Hydrocarbons (C28-C40)	-	-	-	-	-	-	-	-	-	-	-	-

NOTES

- Bold where detected; highlighted where exceeds
- Results reported in mg/kg
- mg/kg = milligrams per kilogram
- ft bgs = feet below ground surface
- = screening level not available/sample not analyzed
- < = not detected at the indicated reporting limit
- J = estimated value
- SVOCs = semi-volatile organic compounds
- TPH = total petroleum hydrocarbons
- 1. DC Tier 0 Standards from the Tier 0 Standard Final Rulemaking published at 40 DCR 7835, 7892 (November 12, 1993); as amended by Final Rulemaking published at 46 DCR 7699 (October 1, 1999)
- 2. United States Environmental Protection Agency (EPA) Regional Screening Level (RSL) Summary Table (June 2015)

TABLE 1
 SUMMARY OF SOIL SAMPLE ANALYTICAL RESULTS AND EXCEEDANCES - SVOCs AND TPH
 BUZZARD POINT D.C. UNITED SOCCER STADIUM DEVELOPMENT
 WASHINGTON, D.C.

Location Sample Date Sample Name Sample Type Sample Depth Interval (ft bgs)	DC Tier 0 Soil Standards ¹	EPA Regional Screening Level for Industrial Soil ²	DP-141 07/23/2015 DP-141-SO-050-01 Primary 4.5 - 5	DP-141 07/23/2015 DP-141-SO-100-01 Primary 9.5 - 10	DP-142 07/23/2015 DP-142-SO-010-01 Primary 0.5 - 1	DP-142 07/23/2015 DP-142-SO-050-01 Primary 4.5 - 5	DP-142 07/23/2015 DP-142-SO-100-01 Primary 9.5 - 10	DP-143 07/23/2015 DP-143-SO-010-01 Primary 0.5 - 1	DP-143 07/23/2015 DP-143-SO-050-01 Primary 4.5 - 5	DP-143 07/23/2015 DP-143-SO-100-01 Primary 9.5 - 10	DP-144 07/23/2015 DP-144-SO-010-01 Primary 0.5 - 1	DP-144 07/23/2015 DP-144-SO-050-01 Primary 4.5 - 5
Semi-Volatile Organic Compounds (mg/kg)												
1,2,4-Trichlorobenzene	-	110	-	-	-	-	-	-	-	-	-	-
1,2-Dichlorobenzene	-	9300	-	-	-	-	-	-	-	-	-	-
1,3-Dichlorobenzene	-	-	-	-	-	-	-	-	-	-	-	-
1,4-Dichlorobenzene	-	11	-	-	-	-	-	-	-	-	-	-
1-Methylnaphthalene	-	73	-	-	-	-	-	-	-	-	-	-
2,2'-oxybis(1-Chloropropane)	-	22	-	-	-	-	-	-	-	-	-	-
2,4,5-Trichlorophenol	-	82000	-	-	-	-	-	-	-	-	-	-
2,4,6-Trichlorophenol	-	210	-	-	-	-	-	-	-	-	-	-
2,4-Dichlorophenol	-	2500	-	-	-	-	-	-	-	-	-	-
2,4-Dimethylphenol	-	16000	-	-	-	-	-	-	-	-	-	-
2,4-Dinitrophenol	-	1600	-	-	-	-	-	-	-	-	-	-
2,4-Dinitrotoluene	-	7.4	-	-	-	-	-	-	-	-	-	-
2,6-Dinitrotoluene	-	1.5	-	-	-	-	-	-	-	-	-	-
2-Chloronaphthalene	-	60000	-	-	-	-	-	-	-	-	-	-
2-Chlorophenol	-	5800	-	-	-	-	-	-	-	-	-	-
2-Methylnaphthalene	-	3000	-	-	-	-	-	-	-	-	-	-
2-Methylphenol	-	41000	-	-	-	-	-	-	-	-	-	-
2-Nitroaniline	-	8000	-	-	-	-	-	-	-	-	-	-
2-Nitrophenol	-	-	-	-	-	-	-	-	-	-	-	-
3&4-Methylphenol	-	-	-	-	-	-	-	-	-	-	-	-
3,3'-Dichlorobenzidine	-	5.1	-	-	-	-	-	-	-	-	-	-
3-Nitroaniline	-	-	-	-	-	-	-	-	-	-	-	-
4,6-Dinitro-2-methylphenol	-	66	-	-	-	-	-	-	-	-	-	-
4-Bromophenyl phenyl ether	-	-	-	-	-	-	-	-	-	-	-	-
4-Chloro-3-methylphenol	-	82000	-	-	-	-	-	-	-	-	-	-
4-Chloroaniline	-	11	-	-	-	-	-	-	-	-	-	-
4-Chlorophenyl phenyl ether	-	-	-	-	-	-	-	-	-	-	-	-
4-Nitroaniline	-	110	-	-	-	-	-	-	-	-	-	-
4-Nitrophenol	-	-	-	-	-	-	-	-	-	-	-	-
Acenaphthene	-	45000	-	-	-	-	-	-	-	-	-	-
Acenaphthylene	-	-	-	-	-	-	-	-	-	-	-	-
Aniline	-	400	-	-	-	-	-	-	-	-	-	-
Anthracene	-	230000	-	-	-	-	-	-	-	-	-	-
Benzo(a)anthracene	-	2.9	-	-	-	-	-	-	-	-	-	-
Benzo(a)pyrene	-	0.29	-	-	-	-	-	-	-	-	-	-
Benzo(b)fluoranthene	-	2.9	-	-	-	-	-	-	-	-	-	-
Benzo(g,h,i)perylene	-	-	-	-	-	-	-	-	-	-	-	-
Benzo(k)fluoranthene	-	29	-	-	-	-	-	-	-	-	-	-
Benzoic acid	-	3.30E+06	-	-	-	-	-	-	-	-	-	-
Benzyl Alcohol	-	82000	-	-	-	-	-	-	-	-	-	-
bis(2-Chloroethoxy)methane	-	2500	-	-	-	-	-	-	-	-	-	-
bis(2-Chloroethyl)ether	-	1	-	-	-	-	-	-	-	-	-	-
bis(2-Ethylhexyl)phthalate	-	160	-	-	-	-	-	-	-	-	-	-
Butyl benzylphthalate	-	1200	-	-	-	-	-	-	-	-	-	-
Chrysene	-	290	-	-	-	-	-	-	-	-	-	-
Dibenz(a,h)anthracene	-	0.29	-	-	-	-	-	-	-	-	-	-
Dibenzofuran	-	1000	-	-	-	-	-	-	-	-	-	-
Diethyl phthalate	-	660000	-	-	-	-	-	-	-	-	-	-

TABLE 1
 SUMMARY OF SOIL SAMPLE ANALYTICAL RESULTS AND EXCEEDANCES - SVOCs AND TPH
 BUZZARD POINT D.C. UNITED SOCCER STADIUM DEVELOPMENT
 WASHINGTON, D.C.

Location Sample Date Sample Name Sample Type Sample Depth Interval (ft bgs)	DC Tier 0 Soil Standards ¹	EPA Regional Screening Level for Industrial Soil ²	DP-141 07/23/2015 DP-141-SO-050-01 Primary 4.5 - 5	DP-141 07/23/2015 DP-141-SO-100-01 Primary 9.5 - 10	DP-142 07/23/2015 DP-142-SO-010-01 Primary 0.5 - 1	DP-142 07/23/2015 DP-142-SO-050-01 Primary 4.5 - 5	DP-142 07/23/2015 DP-142-SO-100-01 Primary 9.5 - 10	DP-143 07/23/2015 DP-143-SO-010-01 Primary 0.5 - 1	DP-143 07/23/2015 DP-143-SO-050-01 Primary 4.5 - 5	DP-143 07/23/2015 DP-143-SO-100-01 Primary 9.5 - 10	DP-144 07/23/2015 DP-144-SO-010-01 Primary 0.5 - 1	DP-144 07/23/2015 DP-144-SO-050-01 Primary 4.5 - 5
Dimethyl phthalate	-	-	-	-	-	-	-	-	-	-	-	-
Di-n-butylphthalate	-	82000	-	-	-	-	-	-	-	-	-	-
Di-n-octyl phthalate	-	8200	-	-	-	-	-	-	-	-	-	-
Fluoranthene	-	30000	-	-	-	-	-	-	-	-	-	-
Fluorene	-	30000	-	-	-	-	-	-	-	-	-	-
Hexachlorobenzene	-	0.96	-	-	-	-	-	-	-	-	-	-
Hexachlorobutadiene	-	5.3	-	-	-	-	-	-	-	-	-	-
Hexachlorocyclopentadiene	-	7.5	-	-	-	-	-	-	-	-	-	-
Hexachloroethane	-	8	-	-	-	-	-	-	-	-	-	-
Indeno(1,2,3-cd)pyrene	-	2.9	-	-	-	-	-	-	-	-	-	-
Isophorone	-	2400	-	-	-	-	-	-	-	-	-	-
Naphthalene	-	17	-	-	-	-	-	-	-	-	-	-
Nitrobenzene	-	22	-	-	-	-	-	-	-	-	-	-
N-Nitrosodimethylamine	-	0.034	-	-	-	-	-	-	-	-	-	-
N-Nitrosodi-n-propylamine	-	0.33	-	-	-	-	-	-	-	-	-	-
N-Nitrosodiphenylamine	-	470	-	-	-	-	-	-	-	-	-	-
Pentachlorophenol	-	4	-	-	-	-	-	-	-	-	-	-
Phenanthrene	-	-	-	-	-	-	-	-	-	-	-	-
Phenol	-	250000	-	-	-	-	-	-	-	-	-	-
Pyrene	-	23000	-	-	-	-	-	-	-	-	-	-
Total Petroleum Hydrocarbons (mg/kg)												
Gasoline Range Organics (C6-C10)	100	-	< 2.7	< 2.9	< 2.5	< 2.8	< 2.4	< 2.8	1.6 J	< 2.7	< 2.9	< 2.7
Total Petroleum Hydrocarbons (C10-C28) DRO	100	-	-	-	-	-	-	-	-	-	-	-
Total Petroleum Hydrocarbons (C9-C44) DRO	100	-	140	336	417	11.3 J	69.9	112	260	50.1	260	469
Total Petroleum Hydrocarbons (C28-C40)	-	-	-	-	-	-	-	-	-	-	-	-

NOTES

- Bold where detected; highlighted where exceeds
- Results reported in mg/kg
- mg/kg = milligrams per kilogram
- ft bgs = feet below ground surface
- = screening level not available/sample not analyzed
- < = not detected at the indicated reporting limit
- J = estimated value
- SVOCs = semi-volatile organic compounds
- TPH = total petroleum hydrocarbons
- 1. DC Tier 0 Standards from the Tier 0 Standard Final Rulemaking published at 40 DCR 7835, 7892 (November 12, 1993); as amended by Final Rulemaking published at 46 DCR 7699 (October 1, 1999)
- 2. United States Environmental Protection Agency (EPA) Regional Screening Level (RSL) Summary Table (June 2015)

TABLE 1
 SUMMARY OF SOIL SAMPLE ANALYTICAL RESULTS AND EXCEEDANCES - SVOCs AND TPH
 BUZZARD POINT D.C. UNITED SOCCER STADIUM DEVELOPMENT
 WASHINGTON, D.C.

Location Sample Date Sample Name Sample Type Sample Depth Interval (ft bgs)	DC Tier 0 Soil Standards ¹	EPA Regional Screening Level for Industrial Soil ²	DP-144 07/23/2015 DP-144-SO-100-01 Primary 9.5 - 10	DP-145 07/23/2015 DP-145-SO-010-01 Primary 0.5 - 1	DP-145 07/23/2015 DP-145-SO-050-01 Primary 4.5 - 5	DP-145 07/23/2015 DP-145-SO-100-01 Primary 9.5 - 10	DP-145 07/23/2015 DP-145-SO-100-02 Duplicate 9.5 - 10	DP-146 07/23/2015 DP-146-SO-010-01 Primary 0.5 - 1	DP-146 07/23/2015 DP-146-SO-050-01 Primary 4.5 - 5	DP-146 07/23/2015 DP-146-SO-100-01 Primary 9.5 - 10	DP-147 07/24/2015 DP-147-SO-010-01 Primary 0.5 - 1	DP-147 07/24/2015 DP-147-SO-050-01 Primary 4.5 - 5
Semi-Volatile Organic Compounds (mg/kg)												
1,2,4-Trichlorobenzene	-	110	-	-	-	-	-	-	-	-	-	-
1,2-Dichlorobenzene	-	9300	-	-	-	-	-	-	-	-	-	-
1,3-Dichlorobenzene	-	-	-	-	-	-	-	-	-	-	-	-
1,4-Dichlorobenzene	-	11	-	-	-	-	-	-	-	-	-	-
1-Methylnaphthalene	-	73	-	-	-	-	-	-	-	-	-	-
2,2'-oxybis(1-Chloropropane)	-	22	-	-	-	-	-	-	-	-	-	-
2,4,5-Trichlorophenol	-	82000	-	-	-	-	-	-	-	-	-	-
2,4,6-Trichlorophenol	-	210	-	-	-	-	-	-	-	-	-	-
2,4-Dichlorophenol	-	2500	-	-	-	-	-	-	-	-	-	-
2,4-Dimethylphenol	-	16000	-	-	-	-	-	-	-	-	-	-
2,4-Dinitrophenol	-	1600	-	-	-	-	-	-	-	-	-	-
2,4-Dinitrotoluene	-	7.4	-	-	-	-	-	-	-	-	-	-
2,6-Dinitrotoluene	-	1.5	-	-	-	-	-	-	-	-	-	-
2-Chloronaphthalene	-	60000	-	-	-	-	-	< 0.19	-	-	< 0.18	< 0.18
2-Chlorophenol	-	5800	-	-	-	-	-	-	-	-	-	-
2-Methylnaphthalene	-	3000	-	-	-	-	-	< 0.23	-	-	< 0.22	0.61
2-Methylphenol	-	41000	-	-	-	-	-	-	-	-	-	-
2-Nitroaniline	-	8000	-	-	-	-	-	-	-	-	-	-
2-Nitrophenol	-	-	-	-	-	-	-	-	-	-	-	-
3&4-Methylphenol	-	-	-	-	-	-	-	-	-	-	-	-
3,3'-Dichlorobenzidine	-	5.1	-	-	-	-	-	-	-	-	-	-
3-Nitroaniline	-	-	-	-	-	-	-	-	-	-	-	-
4,6-Dinitro-2-methylphenol	-	66	-	-	-	-	-	-	-	-	-	-
4-Bromophenyl phenyl ether	-	-	-	-	-	-	-	-	-	-	-	-
4-Chloro-3-methylphenol	-	82000	-	-	-	-	-	-	-	-	-	-
4-Chloroaniline	-	11	-	-	-	-	-	-	-	-	-	-
4-Chlorophenyl phenyl ether	-	-	-	-	-	-	-	-	-	-	-	-
4-Nitroaniline	-	110	-	-	-	-	-	-	-	-	-	-
4-Nitrophenol	-	-	-	-	-	-	-	-	-	-	-	-
Acenaphthene	-	45000	-	-	-	-	-	< 0.15	-	-	0.060 J	1.4
Acenaphthylene	-	-	-	-	-	-	-	< 0.15	-	-	0.11 J	0.56
Aniline	-	400	-	-	-	-	-	-	-	-	-	-
Anthracene	-	230000	-	-	-	-	-	0.048 J	-	-	0.19	4.1
Benzo(a)anthracene	-	2.9	-	-	-	-	-	0.088 J	-	-	0.55	9.4
Benzo(a)pyrene	-	0.29	-	-	-	-	-	0.091 J	-	-	0.56	8.5
Benzo(b)fluoranthene	-	2.9	-	-	-	-	-	0.18	-	-	0.44	10
Benzo(g,h,i)perylene	-	-	-	-	-	-	-	0.093 J	-	-	0.36	6.5
Benzo(k)fluoranthene	-	29	-	-	-	-	-	0.052 J	-	-	0.5	7
Benzoic acid	-	3.30E+06	-	-	-	-	-	-	-	-	-	-
Benzyl Alcohol	-	82000	-	-	-	-	-	-	-	-	-	-
bis(2-Chloroethoxy)methane	-	2500	-	-	-	-	-	-	-	-	-	-
bis(2-Chloroethyl)ether	-	1	-	-	-	-	-	-	-	-	-	-
bis(2-Ethylhexyl)phthalate	-	160	-	-	-	-	-	-	-	-	-	-
Butyl benzylphthalate	-	1200	-	-	-	-	-	-	-	-	-	-
Chrysene	-	290	-	-	-	-	-	0.13	-	-	0.56	10
Dibenz(a,h)anthracene	-	0.29	-	-	-	-	-	< 0.11	-	-	0.13	2.7
Dibenzofuran	-	1000	-	-	-	-	-	-	-	-	-	-
Diethyl phthalate	-	660000	-	-	-	-	-	-	-	-	-	-

TABLE 1
 SUMMARY OF SOIL SAMPLE ANALYTICAL RESULTS AND EXCEEDANCES - SVOCs AND TPH
 BUZZARD POINT D.C. UNITED SOCCER STADIUM DEVELOPMENT
 WASHINGTON, D.C.

Location Sample Date Sample Name Sample Type Sample Depth Interval (ft bgs)	DC Tier 0 Soil Standards ¹	EPA Regional Screening Level for Industrial Soil ²	DP-144 07/23/2015 DP-144-SO-100-01 Primary 9.5 - 10	DP-145 07/23/2015 DP-145-SO-010-01 Primary 0.5 - 1	DP-145 07/23/2015 DP-145-SO-050-01 Primary 4.5 - 5	DP-145 07/23/2015 DP-145-SO-100-01 Primary 9.5 - 10	DP-145 07/23/2015 DP-145-SO-100-02 Duplicate 9.5 - 10	DP-146 07/23/2015 DP-146-SO-010-01 Primary 0.5 - 1	DP-146 07/23/2015 DP-146-SO-050-01 Primary 4.5 - 5	DP-146 07/23/2015 DP-146-SO-100-01 Primary 9.5 - 10	DP-147 07/24/2015 DP-147-SO-010-01 Primary 0.5 - 1	DP-147 07/24/2015 DP-147-SO-050-01 Primary 4.5 - 5
Dimethyl phthalate	-	-	-	-	-	-	-	-	-	-	-	-
Di-n-butylphthalate	-	82000	-	-	-	-	-	-	-	-	-	-
Di-n-octyl phthalate	-	8200	-	-	-	-	-	-	-	-	-	-
Fluoranthene	-	30000	-	-	-	-	-	0.15	-	-	0.94	23
Fluorene	-	30000	-	-	-	-	-	< 0.19	-	-	0.059 J	1.4
Hexachlorobenzene	-	0.96	-	-	-	-	-	-	-	-	-	-
Hexachlorobutadiene	-	5.3	-	-	-	-	-	-	-	-	-	-
Hexachlorocyclopentadiene	-	7.5	-	-	-	-	-	-	-	-	-	-
Hexachloroethane	-	8	-	-	-	-	-	-	-	-	-	-
Indeno(1,2,3-cd)pyrene	-	2.9	-	-	-	-	-	0.088 J	-	-	0.32	5.6
Isophorone	-	2400	-	-	-	-	-	-	-	-	-	-
Naphthalene	-	17	-	-	-	-	-	< 0.19	-	-	< 0.18	1.3
Nitrobenzene	-	22	-	-	-	-	-	-	-	-	-	-
N-Nitrosodimethylamine	-	0.034	-	-	-	-	-	-	-	-	-	-
N-Nitrosodi-n-propylamine	-	0.33	-	-	-	-	-	-	-	-	-	-
N-Nitrosodiphenylamine	-	470	-	-	-	-	-	-	-	-	-	-
Pentachlorophenol	-	4	-	-	-	-	-	-	-	-	-	-
Phenanthrene	-	-	-	-	-	-	-	0.038 J	-	-	0.58	19
Phenol	-	250000	-	-	-	-	-	-	-	-	-	-
Pyrene	-	23000	-	-	-	-	-	0.15	-	-	0.92	20
Total Petroleum Hydrocarbons (mg/kg)												
Gasoline Range Organics (C6-C10)	100	-	< 2.9	2.4 J	< 2.9	< 2.7	< 3.1	2.1 J	< 2.5	< 2.9	< 2.6	< 2.8
Total Petroleum Hydrocarbons (C10-C28) DRO	100	-	-	-	-	-	-	-	-	-	-	-
Total Petroleum Hydrocarbons (C9-C44) DRO	100	-	16.3 J	236	432	4.46 J	< 40.5	594	25.1 J	14 J	1,550	639
Total Petroleum Hydrocarbons (C28-C40)	-	-	-	-	-	-	-	-	-	-	-	-

NOTES

- Bold where detected; highlighted where exceeds
- Results reported in mg/kg
- mg/kg = milligrams per kilogram
- ft bgs = feet below ground surface
- = screening level not available/sample not analyzed
- < = not detected at the indicated reporting limit
- J = estimated value
- SVOCs = semi-volatile organic compounds
- TPH = total petroleum hydrocarbons
- 1. DC Tier 0 Standards from the Tier 0 Standard Final Rulemaking published at 40 DCR 7835, 7892 (November 12, 1993); as amended by Final Rulemaking published at 46 DCR 7699 (October 1, 1999)
- 2. United States Environmental Protection Agency (EPA) Regional Screening Level (RSL) Summary Table (June 2015)

TABLE 1
 SUMMARY OF SOIL SAMPLE ANALYTICAL RESULTS AND EXCEEDANCES - SVOCs AND TPH
 BUZZARD POINT D.C. UNITED SOCCER STADIUM DEVELOPMENT
 WASHINGTON, D.C.

Location Sample Date Sample Name Sample Type Sample Depth Interval (ft bgs)	DC Tier 0 Soil Standards ¹	EPA Regional Screening Level for Industrial Soil ²	DP-147 07/24/2015 DP-147-SO-050-02 Duplicate 4.5 - 5	DP-147 07/24/2015 DP-147-SO-100-01 Primary 9.5 - 10	DP-148 07/24/2015 DP-148-SO-010-01 Primary 0.5 - 1	DP-148 07/24/2015 DP-148-SO-050-01 Primary 4.5 - 5	DP-148 07/24/2015 DP-148-SO-100-01 Primary 9.5 - 10	DP-149 07/24/2015 DP-149-SO-010-01 Primary 0.5 - 1	DP-149 07/24/2015 DP-149-SO-050-01 Primary 4.5 - 5	DP-149 07/24/2015 DP-149-SO-100-01 Primary 9.5 - 10	DP-150 07/24/2015 DP-150-SO-010-01 Primary 0.5 - 1	DP-150 07/24/2015 DP-150-SO-050-01 Primary 4.5 - 5
Semi-Volatile Organic Compounds (mg/kg)												
1,2,4-Trichlorobenzene	-	110	-	-	-	-	-	-	-	-	-	-
1,2-Dichlorobenzene	-	9300	-	-	-	-	-	-	-	-	-	-
1,3-Dichlorobenzene	-	-	-	-	-	-	-	-	-	-	-	-
1,4-Dichlorobenzene	-	11	-	-	-	-	-	-	-	-	-	-
1-Methylnaphthalene	-	73	-	-	-	-	-	-	-	-	-	-
2,2'-oxybis(1-Chloropropane)	-	22	-	-	-	-	-	-	-	-	-	-
2,4,5-Trichlorophenol	-	82000	-	-	-	-	-	-	-	-	-	-
2,4,6-Trichlorophenol	-	210	-	-	-	-	-	-	-	-	-	-
2,4-Dichlorophenol	-	2500	-	-	-	-	-	-	-	-	-	-
2,4-Dimethylphenol	-	16000	-	-	-	-	-	-	-	-	-	-
2,4-Dinitrophenol	-	1600	-	-	-	-	-	-	-	-	-	-
2,4-Dinitrotoluene	-	7.4	-	-	-	-	-	-	-	-	-	-
2,6-Dinitrotoluene	-	1.5	-	-	-	-	-	-	-	-	-	-
2-Chloronaphthalene	-	60000	< 0.18	< 0.20	< 0.36	< 0.19	< 0.20	< 0.18	< 0.18	< 0.20	< 0.18	< 0.19
2-Chlorophenol	-	5800	-	-	-	-	-	-	-	-	-	-
2-Methylnaphthalene	-	3000	< 0.22	< 0.24	< 0.44	< 0.23	0.067 J	< 0.22	0.070 J	< 0.24	< 0.22	< 0.22
2-Methylphenol	-	41000	-	-	-	-	-	-	-	-	-	-
2-Nitroaniline	-	8000	-	-	-	-	-	-	-	-	-	-
2-Nitrophenol	-	-	-	-	-	-	-	-	-	-	-	-
3&4-Methylphenol	-	-	-	-	-	-	-	-	-	-	-	-
3,3'-Dichlorobenzidine	-	5.1	-	-	-	-	-	-	-	-	-	-
3-Nitroaniline	-	-	-	-	-	-	-	-	-	-	-	-
4,6-Dinitro-2-methylphenol	-	66	-	-	-	-	-	-	-	-	-	-
4-Bromophenyl phenyl ether	-	-	-	-	-	-	-	-	-	-	-	-
4-Chloro-3-methylphenol	-	82000	-	-	-	-	-	-	-	-	-	-
4-Chloroaniline	-	11	-	-	-	-	-	-	-	-	-	-
4-Chlorophenyl phenyl ether	-	-	-	-	-	-	-	-	-	-	-	-
4-Nitroaniline	-	110	-	-	-	-	-	-	-	-	-	-
4-Nitrophenol	-	-	-	-	-	-	-	-	-	-	-	-
Acenaphthene	-	45000	< 0.15	< 0.16	< 0.29	< 0.16	0.16	0.054 J	0.2	0.12 J	< 0.14	< 0.15
Acenaphthylene	-	-	< 0.15	< 0.16	< 0.29	< 0.16	0.10 J	0.57	0.23	0.13 J	0.047 J	< 0.15
Aniline	-	400	-	-	-	-	-	-	-	-	-	-
Anthracene	-	230000	0.10 J	0.046 J	0.083 J	0.057 J	0.5	0.44	0.59	0.32	0.049 J	0.035 J
Benzo(a)anthracene	-	2.9	0.29	0.10 J	0.37	0.17	1	2	1.4	0.76	0.19	0.14
Benzo(a)pyrene	-	0.29	0.28	0.10 J	0.38	0.18	1	1.9	1.4	0.76	0.21	0.14 J
Benzo(b)fluoranthene	-	2.9	0.34	0.081 J	0.32	0.17	0.98	1.8	1.2	0.62	0.26	0.18
Benzo(g,h,i)perylene	-	-	0.18	0.077 J	0.23 J	0.11 J	0.72	1	0.96	0.59	0.14	0.085 J
Benzo(k)fluoranthene	-	29	0.14	0.086 J	0.32	0.12	0.68	1.6	1.1	0.64	0.092 J	0.073 J
Benzoic acid	-	3.30E+06	-	-	-	-	-	-	-	-	-	-
Benzyl Alcohol	-	82000	-	-	-	-	-	-	-	-	-	-
bis(2-Chloroethoxy)methane	-	2500	-	-	-	-	-	-	-	-	-	-
bis(2-Chloroethyl)ether	-	1	-	-	-	-	-	-	-	-	-	-
bis(2-Ethylhexyl)phthalate	-	160	-	-	-	-	-	-	-	-	-	-
Butyl benzylphthalate	-	1200	-	-	-	-	-	-	-	-	-	-
Chrysene	-	290	0.32	0.12	0.38	0.18	1.1	1.8	1.4	0.77	0.22	0.14
Dibenz(a,h)anthracene	-	0.29	0.040 J	< 0.12	0.11 J	0.046 J	0.23	0.43	0.32	0.18	0.035 J	< 0.11
Dibenzofuran	-	1000	-	-	-	-	-	-	-	-	-	-
Diethyl phthalate	-	660000	-	-	-	-	-	-	-	-	-	-

TABLE 1
 SUMMARY OF SOIL SAMPLE ANALYTICAL RESULTS AND EXCEEDANCES - SVOCs AND TPH
 BUZZARD POINT D.C. UNITED SOCCER STADIUM DEVELOPMENT
 WASHINGTON, D.C.

Location Sample Date Sample Name Sample Type Sample Depth Interval (ft bgs)	DC Tier 0 Soil Standards ¹	EPA Regional Screening Level for Industrial Soil ²	DP-147 07/24/2015 DP-147-SO-050-02 Duplicate 4.5 - 5	DP-147 07/24/2015 DP-147-SO-100-01 Primary 9.5 - 10	DP-148 07/24/2015 DP-148-SO-010-01 Primary 0.5 - 1	DP-148 07/24/2015 DP-148-SO-050-01 Primary 4.5 - 5	DP-148 07/24/2015 DP-148-SO-100-01 Primary 9.5 - 10	DP-149 07/24/2015 DP-149-SO-010-01 Primary 0.5 - 1	DP-149 07/24/2015 DP-149-SO-050-01 Primary 4.5 - 5	DP-149 07/24/2015 DP-149-SO-100-01 Primary 9.5 - 10	DP-150 07/24/2015 DP-150-SO-010-01 Primary 0.5 - 1	DP-150 07/24/2015 DP-150-SO-050-01 Primary 4.5 - 5
Dimethyl phthalate	-	-	-	-	-	-	-	-	-	-	-	-
Di-n-butylphthalate	-	82000	-	-	-	-	-	-	-	-	-	-
Di-n-octyl phthalate	-	8200	-	-	-	-	-	-	-	-	-	-
Fluoranthene	-	30000	0.73	0.19	0.64	0.37	2.3	3.2	2.8	1.7	0.34	0.27
Fluorene	-	30000	< 0.18	< 0.20	< 0.36	< 0.19	0.23	< 0.18	0.2	0.13 J	< 0.18	< 0.19
Hexachlorobenzene	-	0.96	-	-	-	-	-	-	-	-	-	-
Hexachlorobutadiene	-	5.3	-	-	-	-	-	-	-	-	-	-
Hexachlorocyclopentadiene	-	7.5	-	-	-	-	-	-	-	-	-	-
Hexachloroethane	-	8	-	-	-	-	-	-	-	-	-	-
Indeno(1,2,3-cd)pyrene	-	2.9	0.18	0.057 J	0.21 J	0.096 J	0.52	1	0.82	0.44	0.13 J	0.092 J
Isophorone	-	2400	-	-	-	-	-	-	-	-	-	-
Naphthalene	-	17	< 0.18	< 0.20	< 0.36	< 0.19	0.12 J	< 0.18	0.099 J	0.077 J	< 0.18	< 0.19
Nitrobenzene	-	22	-	-	-	-	-	-	-	-	-	-
N-Nitrosodimethylamine	-	0.034	-	-	-	-	-	-	-	-	-	-
N-Nitrosodi-n-propylamine	-	0.33	-	-	-	-	-	-	-	-	-	-
N-Nitrosodiphenylamine	-	470	-	-	-	-	-	-	-	-	-	-
Pentachlorophenol	-	4	-	-	-	-	-	-	-	-	-	-
Phenanthrene	-	-	0.52	0.15	0.3	0.28	2.1	1	2.2	1.3	0.16	0.11
Phenol	-	250000	-	-	-	-	-	-	-	-	-	-
Pyrene	-	23000	0.63	0.17	0.54	0.33	2	2.7	2.4	1.4	0.34	0.25
Total Petroleum Hydrocarbons (mg/kg)												
Gasoline Range Organics (C6-C10)	100	-	< 2.6	< 3.0	< 2.4	< 2.5	< 3.0	< 2.5	< 2.5	< 2.5	< 2.5	< 2.4
Total Petroleum Hydrocarbons (C10-C28) DRO	100	-	-	-	-	-	-	-	-	-	-	-
Total Petroleum Hydrocarbons (C9-C44) DRO	100	-	52.8	232	835	20.7 J	532	203	241	88.8	446	67.5
Total Petroleum Hydrocarbons (C28-C40)	-	-	-	-	-	-	-	-	-	-	-	-

NOTES

- Bold where detected; highlighted where exceeds
- Results reported in mg/kg
- mg/kg = milligrams per kilogram
- ft bgs = feet below ground surface
- = screening level not available/sample not analyzed
- < = not detected at the indicated reporting limit
- J = estimated value
- SVOCs = semi-volatile organic compounds
- TPH = total petroleum hydrocarbons
- 1. DC Tier 0 Standards from the Tier 0 Standard Final Rulemaking published at 40 DCR 7835, 7892 (November 12, 1993); as amended by Final Rulemaking published at 46 DCR 7699 (October 1, 1999)
- 2. United States Environmental Protection Agency (EPA) Regional Screening Level (RSL) Summary Table (June 2015)

TABLE 1

SUMMARY OF SOIL SAMPLE ANALYTICAL RESULTS AND EXCEEDANCES - SVOCs AND TPH
 BUZZARD POINT D.C. UNITED SOCCER STADIUM DEVELOPMENT
 WASHINGTON, D.C.

Location Sample Date Sample Name Sample Type Sample Depth Interval (ft bgs)	DC Tier 0 Soil Standards ¹	EPA Regional Screening Level for Industrial Soil ²	DP-150 07/24/2015 DP-150-SO-100-01 Primary 9.5 - 10	GSS-603-800-1 04/10/2015 GSS-603-800-1-1 Primary 3.5 - 5	GSS-603-800-1 04/10/2015 GSS-603-800-1-2 Primary 8.5 - 10	GSS-603-800-2 04/10/2015 GSS-603-800-2-1 Primary 3.5 - 5	GSS-603-800-2 04/10/2015 GSS-603-800-2-2 Primary 8.5 - 10	GSS-603-800-3 04/10/2015 GSS-603-800-3-1 Primary 3.5 - 5	GSS-603-800-3 04/10/2015 GSS-603-800-3-2 Primary 8.5 - 10	GTW-605-802-2 04/22/2015 GTW-605-802-2-1 Primary 5 - 10	GTW-605-802-6 04/09/2015 GTW-605-802-6-1 Primary 3 - 5	GTW-605-802-7 04/10/2015 GTW-605-802-7-1 Primary 5 - 8
Semi-Volatile Organic Compounds (mg/kg)												
1,2,4-Trichlorobenzene	-	110	-	-	-	-	-	-	-	-	-	-
1,2-Dichlorobenzene	-	9300	-	-	-	-	-	-	-	-	-	-
1,3-Dichlorobenzene	-	-	-	-	-	-	-	-	-	-	-	-
1,4-Dichlorobenzene	-	11	-	-	-	-	-	-	-	-	-	-
1-Methylnaphthalene	-	73	-	< 3.72	< 4.57	< 4.07	< 0.424	< 4.28	< 3.91	-	< 20	2.84 J
2,2'-oxybis(1-Chloropropane)	-	22	-	-	-	-	-	-	-	-	-	-
2,4,5-Trichlorophenol	-	82000	-	-	-	-	-	-	-	-	-	-
2,4,6-Trichlorophenol	-	210	-	-	-	-	-	-	-	-	-	-
2,4-Dichlorophenol	-	2500	-	-	-	-	-	-	-	-	-	-
2,4-Dimethylphenol	-	16000	-	-	-	-	-	-	-	-	-	-
2,4-Dinitrophenol	-	1600	-	-	-	-	-	-	-	-	-	-
2,4-Dinitrotoluene	-	7.4	-	-	-	-	-	-	-	-	-	-
2,6-Dinitrotoluene	-	1.5	-	-	-	-	-	-	-	-	-	-
2-Chloronaphthalene	-	60000	< 0.20	-	-	-	-	-	-	-	-	-
2-Chlorophenol	-	5800	-	-	-	-	-	-	-	-	-	-
2-Methylnaphthalene	-	3000	< 0.24	< 3.72	< 4.57	< 4.07	< 0.424	< 4.28	< 3.91	-	< 20	3.42 J
2-Methylphenol	-	41000	-	-	-	-	-	-	-	-	-	-
2-Nitroaniline	-	8000	-	-	-	-	-	-	-	-	-	-
2-Nitrophenol	-	-	-	-	-	-	-	-	-	-	-	-
3&4-Methylphenol	-	-	-	-	-	-	-	-	-	-	-	-
3,3'-Dichlorobenzidine	-	5.1	-	-	-	-	-	-	-	-	-	-
3-Nitroaniline	-	-	-	-	-	-	-	-	-	-	-	-
4,6-Dinitro-2-methylphenol	-	66	-	-	-	-	-	-	-	-	-	-
4-Bromophenyl phenyl ether	-	-	-	-	-	-	-	-	-	-	-	-
4-Chloro-3-methylphenol	-	82000	-	-	-	-	-	-	-	-	-	-
4-Chloroaniline	-	11	-	-	-	-	-	-	-	-	-	-
4-Chlorophenyl phenyl ether	-	-	-	-	-	-	-	-	-	-	-	-
4-Nitroaniline	-	110	-	-	-	-	-	-	-	-	-	-
4-Nitrophenol	-	-	-	-	-	-	-	-	-	-	-	-
Acenaphthene	-	45000	< 0.16	< 3.72	< 4.57	< 4.07	< 0.424	< 4.28	< 3.91	-	< 20	< 6.37
Acenaphthylene	-	-	< 0.16	< 3.72	< 4.57	< 4.07	< 0.424	< 4.28	< 3.91	-	< 20	< 6.37
Aniline	-	400	-	-	-	-	-	-	-	-	-	-
Anthracene	-	230000	< 0.12	< 3.72	< 4.57	< 4.07	< 0.424	< 4.28	< 3.91	-	< 20	< 6.37
Benzo(a)anthracene	-	2.9	< 0.12	< 3.72	< 4.57	< 4.07	< 0.424	< 4.28	< 3.91	-	< 20	< 6.37
Benzo(a)pyrene	-	0.29	< 0.16	< 3.72	< 4.57	< 4.07	< 0.424	< 4.28	< 3.91	-	< 20	< 6.37
Benzo(b)fluoranthene	-	2.9	< 0.12	< 3.72	< 4.57	< 4.07	< 0.424	< 4.28	< 3.91	-	< 20	< 6.37
Benzo(g,h,i)perylene	-	-	< 0.16	< 3.72	< 4.57	< 4.07	< 0.424	< 4.28	< 3.91	-	< 20	< 6.37
Benzo(k)fluoranthene	-	29	< 0.12	< 3.72	< 4.57	< 4.07	< 0.424	< 4.28	< 3.91	-	< 20	< 6.37
Benzoic acid	-	3.30E+06	-	-	-	-	-	-	-	-	-	-
Benzyl Alcohol	-	82000	-	-	-	-	-	-	-	-	-	-
bis(2-Chloroethoxy)methane	-	2500	-	-	-	-	-	-	-	-	-	-
bis(2-Chloroethyl)ether	-	1	-	-	-	-	-	-	-	-	-	-
bis(2-Ethylhexyl)phthalate	-	160	-	-	-	-	-	-	-	-	-	-
Butyl benzylphthalate	-	1200	-	-	-	-	-	-	-	-	-	-
Chrysene	-	290	< 0.12	< 3.72	< 4.57	< 4.07	< 0.424	< 4.28	< 3.91	-	< 20	< 6.37
Dibenz(a,h)anthracene	-	0.29	< 0.12	< 3.72	< 4.57	< 4.07	< 0.424	< 4.28	< 3.91	-	< 20	< 6.37
Dibenzofuran	-	1000	-	-	-	-	-	-	-	-	-	-
Diethyl phthalate	-	660000	-	-	-	-	-	-	-	-	-	-

TABLE 1
 SUMMARY OF SOIL SAMPLE ANALYTICAL RESULTS AND EXCEEDANCES - SVOCs AND TPH
 BUZZARD POINT D.C. UNITED SOCCER STADIUM DEVELOPMENT
 WASHINGTON, D.C.

Location Sample Date Sample Name Sample Type Sample Depth Interval (ft bgs)	DC Tier 0 Soil Standards ¹	EPA Regional Screening Level for Industrial Soil ²	DP-150 07/24/2015 DP-150-SO-100-01 Primary 9.5 - 10	GSS-603-800-1 04/10/2015 GSS-603-800-1-1 Primary 3.5 - 5	GSS-603-800-1 04/10/2015 GSS-603-800-1-2 Primary 8.5 - 10	GSS-603-800-2 04/10/2015 GSS-603-800-2-1 Primary 3.5 - 5	GSS-603-800-2 04/10/2015 GSS-603-800-2-2 Primary 8.5 - 10	GSS-603-800-3 04/10/2015 GSS-603-800-3-1 Primary 3.5 - 5	GSS-603-800-3 04/10/2015 GSS-603-800-3-2 Primary 8.5 - 10	GTW-605-802-2 04/22/2015 GTW-605-802-2-1 Primary 5 - 10	GTW-605-802-6 04/09/2015 GTW-605-802-6-1 Primary 3 - 5	GTW-605-802-7 04/10/2015 GTW-605-802-7-1 Primary 5 - 8
Dimethyl phthalate	-	-	-	-	-	-	-	-	-	-	-	-
Di-n-butylphthalate	-	82000	-	-	-	-	-	-	-	-	-	-
Di-n-octyl phthalate	-	8200	-	-	-	-	-	-	-	-	-	-
Fluoranthene	-	30000	0.039 J	< 3.72	< 4.57	< 4.07	< 0.424	< 4.28	< 3.91	-	< 20	< 6.37
Fluorene	-	30000	< 0.20	< 3.72	< 4.57	< 4.07	< 0.424	< 4.28	< 3.91	-	< 20	< 6.37
Hexachlorobenzene	-	0.96	-	-	-	-	-	-	-	-	-	-
Hexachlorobutadiene	-	5.3	-	-	-	-	-	-	-	-	-	-
Hexachlorocyclopentadiene	-	7.5	-	-	-	-	-	-	-	-	-	-
Hexachloroethane	-	8	-	-	-	-	-	-	-	-	-	-
Indeno(1,2,3-cd)pyrene	-	2.9	< 0.16	< 3.72	< 4.57	< 4.07	< 0.424	< 4.28	< 3.91	-	< 20	< 6.37
Isophorone	-	2400	-	-	-	-	-	-	-	-	-	-
Naphthalene	-	17	< 0.20	< 3.72	< 4.57	< 4.07	< 0.424	< 4.28	< 3.91	-	< 20	2.75 J
Nitrobenzene	-	22	-	-	-	-	-	-	-	-	-	-
N-Nitrosodimethylamine	-	0.034	-	-	-	-	-	-	-	-	-	-
N-Nitrosodi-n-propylamine	-	0.33	-	-	-	-	-	-	-	-	-	-
N-Nitrosodiphenylamine	-	470	-	-	-	-	-	-	-	-	-	-
Pentachlorophenol	-	4	-	-	-	-	-	-	-	-	-	-
Phenanthrene	-	-	< 0.12	< 3.72	< 4.57	< 4.07	< 0.424	< 4.28	< 3.91	-	< 20	1.67 J
Phenol	-	250000	-	-	-	-	-	-	-	-	-	-
Pyrene	-	23000	< 0.12	< 3.72	< 4.57	< 4.07	< 0.424	< 4.28	< 3.91	-	< 20	< 6.37
Total Petroleum Hydrocarbons (mg/kg)												
Gasoline Range Organics (C6-C10)	100	-	< 2.7	< 9.9	< 15.3	< 18.3	< 10.1	< 17.7	< 8.5	< 8.0	< 7.3	10.7
Total Petroleum Hydrocarbons (C10-C28) DRO	100	-	-	49.9	74	67	28.8	27.1	85.2	135	124	299
Total Petroleum Hydrocarbons (C9-C44) DRO	100	-	130	-	-	-	-	-	-	-	-	-
Total Petroleum Hydrocarbons (C28-C40)	-	-	-	166	191	133	30.6	22.4	109	-	344	319

NOTES

- Bold where detected; highlighted where exceeds
- Results reported in mg/kg
- mg/kg = milligrams per kilogram
- ft bgs = feet below ground surface
- = screening level not available/sample not analyzed
- < = not detected at the indicated reporting limit
- J = estimated value
- SVOCs = semi-volatile organic compounds
- TPH = total petroleum hydrocarbons
- 1. DC Tier 0 Standards from the Tier 0 Standard Final Rulemaking published at 40 DCR 7835, 7892 (November 12, 1993); as amended by Final Rulemaking published at 46 DCR 7699 (October 1, 1999)
- 2. United States Environmental Protection Agency (EPA) Regional Screening Level (RSL) Summary Table (June 2015)

TABLE 1
 SUMMARY OF SOIL SAMPLE ANALYTICAL RESULTS AND EXCEEDANCES - SVOCs AND TPH
 BUZZARD POINT D.C. UNITED SOCCER STADIUM DEVELOPMENT
 WASHINGTON, D.C.

Location Sample Date Sample Name Sample Type Sample Depth Interval (ft bgs)	DC Tier 0 Soil Standards ¹	EPA Regional Screening Level for Industrial Soil ²	GTW-605-802-9 04/09/2015 GTW-605-802-9-1 Primary 3 - 5	GTW-605-802-10 04/21/2015 GTW-605-802-10-1 Primary 1.5 - 5	GTW-607-13-2 12/05/2013 GTW607-13-2-2 Primary 5 - 10	GSS-607-13-3 12/05/2013 GSS607-13-3-1 Primary 0 - 2	GTW-661-805-1 06/26/2014 GTW661-805-1-1 Primary 0 - 2
Semi-Volatile Organic Compounds (mg/kg)							
1,2,4-Trichlorobenzene	-	110	-	-	< 4.18	-	-
1,2-Dichlorobenzene	-	9300	-	-	< 4.18	-	-
1,3-Dichlorobenzene	-	-	-	-	< 4.18	-	-
1,4-Dichlorobenzene	-	11	-	-	< 4.18	-	-
1-Methylnaphthalene	-	73	< 19.1	-	< 4.18	-	-
2,2'-oxybis(1-Chloropropane)	-	22	-	-	< 4.18	-	-
2,4,5-Trichlorophenol	-	82000	-	-	< 4.18	-	-
2,4,6-Trichlorophenol	-	210	-	-	< 4.18	-	-
2,4-Dichlorophenol	-	2500	-	-	< 4.18	-	-
2,4-Dimethylphenol	-	16000	-	-	< 4.18	-	-
2,4-Dinitrophenol	-	1600	-	-	< 20.9	-	-
2,4-Dinitrotoluene	-	7.4	-	-	< 4.18	-	-
2,6-Dinitrotoluene	-	1.5	-	-	< 4.18	-	-
2-Chloronaphthalene	-	60000	-	-	< 4.18	-	-
2-Chlorophenol	-	5800	-	-	< 4.18	-	-
2-Methylnaphthalene	-	3000	< 19.1	-	< 4.18	-	-
2-Methylphenol	-	41000	-	-	< 4.18	-	-
2-Nitroaniline	-	8000	-	-	< 20.9	-	-
2-Nitrophenol	-	-	-	-	< 4.18	-	-
3&4-Methylphenol	-	-	-	-	< 4.18	-	-
3,3'-Dichlorobenzidine	-	5.1	-	-	< 20.9	-	-
3-Nitroaniline	-	-	-	-	< 20.9	-	-
4,6-Dinitro-2-methylphenol	-	66	-	-	< 8.35	-	-
4-Bromophenyl phenyl ether	-	-	-	-	< 4.18	-	-
4-Chloro-3-methylphenol	-	82000	-	-	< 8.35	-	-
4-Chloroaniline	-	11	-	-	< 20.9	-	-
4-Chlorophenyl phenyl ether	-	-	-	-	< 4.18	-	-
4-Nitroaniline	-	110	-	-	< 8.35	-	-
4-Nitrophenol	-	-	-	-	< 20.9	-	-
Acenaphthene	-	45000	< 19.1	-	< 4.18	-	-
Acenaphthylene	-	-	< 19.1	-	< 4.18	-	-
Aniline	-	400	-	-	< 4.18	-	-
Anthracene	-	230000	< 19.1	-	4.72	-	-
Benzo(a)anthracene	-	2.9	< 19.1	-	8.62	-	-
Benzo(a)pyrene	-	0.29	< 19.1	-	8.67	-	-
Benzo(b)fluoranthene	-	2.9	< 19.1	-	7.66	-	-
Benzo(g,h,i)perylene	-	-	< 19.1	-	5.03	-	-
Benzo(k)fluoranthene	-	29	< 19.1	-	6.21	-	-
Benzoic acid	-	3.30E+06	-	-	< 20.9	-	-
Benzyl Alcohol	-	82000	-	-	< 8.35	-	-
bis(2-Chloroethoxy)methane	-	2500	-	-	< 4.18	-	-
bis(2-Chloroethyl)ether	-	1	-	-	< 4.18	-	-
bis(2-Ethylhexyl)phthalate	-	160	-	-	< 4.18	-	-
Butyl benzylphthalate	-	1200	-	-	< 4.18	-	-
Chrysene	-	290	< 19.1	-	9.86	-	-
Dibenz(a,h)anthracene	-	0.29	< 19.1	-	< 4.18	-	-
Dibenzofuran	-	1000	-	-	< 4.18	-	-
Diethyl phthalate	-	660000	-	-	< 4.18	-	-

TABLE 1
 SUMMARY OF SOIL SAMPLE ANALYTICAL RESULTS AND EXCEEDANCES - SVOCs AND TPH
 BUZZARD POINT D.C. UNITED SOCCER STADIUM DEVELOPMENT
 WASHINGTON, D.C.

Location Sample Date Sample Name Sample Type Sample Depth Interval (ft bgs)	DC Tier 0 Soil Standards ¹	EPA Regional Screening Level for Industrial Soil ²	GTW-605-802-9 04/09/2015 GTW-605-802-9-1 Primary 3 - 5	GTW-605-802-10 04/21/2015 GTW-605-802-10-1 Primary 1.5 - 5	GTW-607-13-2 12/05/2013 GTW607-13-2-2 Primary 5 - 10	GSS-607-13-3 12/05/2013 GSS607-13-3-1 Primary 0 - 2	GTW-661-805-1 06/26/2014 GTW661-805-1-1 Primary 0 - 2
Dimethyl phthalate	-	-	-	-	< 4.18	-	-
Di-n-butylphthalate	-	82000	-	-	< 4.18	-	-
Di-n-octyl phthalate	-	8200	-	-	< 4.18	-	-
Fluoranthene	-	30000	5.56 J	-	21	-	-
Fluorene	-	30000	< 19.1	-	< 4.18	-	-
Hexachlorobenzene	-	0.96	-	-	< 4.18	-	-
Hexachlorobutadiene	-	5.3	-	-	< 4.18	-	-
Hexachlorocyclopentadiene	-	7.5	-	-	< 4.18	-	-
Hexachloroethane	-	8	-	-	< 4.18	-	-
Indeno(1,2,3-cd)pyrene	-	2.9	< 19.1	-	4.61	-	-
Isophorone	-	2400	-	-	< 4.18	-	-
Naphthalene	-	17	< 19.1	-	< 4.18	-	-
Nitrobenzene	-	22	-	-	< 4.18	-	-
N-Nitrosodimethylamine	-	0.034	-	-	< 4.18	-	-
N-Nitrosodi-n-propylamine	-	0.33	-	-	< 4.18	-	-
N-Nitrosodiphenylamine	-	470	-	-	< 4.18	-	-
Pentachlorophenol	-	4	-	-	< 20.9	-	-
Phenanthrene	-	-	4.19 J	-	18.6	-	-
Phenol	-	250000	-	-	< 4.18	-	-
Pyrene	-	23000	4.90 J	-	17.6	-	-
Total Petroleum Hydrocarbons (mg/kg)							
Gasoline Range Organics (C6-C10)	100	-	< 6.9	< 7.6	< 7.7	< 4.7	-
Total Petroleum Hydrocarbons (C10-C28) DRO	100	-	3,260	782	119	184	< 5.9
Total Petroleum Hydrocarbons (C9-C44) DRO	100	-	-	-	-	-	-
Total Petroleum Hydrocarbons (C28-C40)	-	-	6,590	-	-	-	-

NOTES

- Bold where detected; highlighted where exceeds
- Results reported in mg/kg
- mg/kg = milligrams per kilogram
- ft bgs = feet below ground surface
- = screening level not available/sample not analyzed
- < = not detected at the indicated reporting limit
- J = estimated value
- SVOCs = semi-volatile organic compounds
- TPH = total petroleum hydrocarbons
- 1. DC Tier 0 Standards from the Tier 0 Standard Final Rulemaking published at 40 DCR 7835, 7892 (November 12, 1993); as amended by Final Rulemaking published at 46 DCR 7699 (October 1, 1999)
- 2. United States Environmental Protection Agency (EPA) Regional Screening Level (RSL) Summary Table (June 2015)

TABLE 2
 SUMMARY OF SOIL SAMPLE ANALYTICAL RESULTS AND EXCEEDANCES - METALS AND PCBs
 BUZZARD POINT D.C. UNITED SOCCER STADIUM DEVELOPMENT
 WASHINGTON, D.C.

Location	DC Tier 0 Soil Standards ¹	EPA Regional Screening Level for Industrial Soil ²	DP-001 04/22/2015 DP-001-SO-100-01 Primary 0 - 10	DP-002 04/22/2015 DP-002-SO-100-01 Primary 0 - 10	DP-003 07/06/2015 DP-003-SO-010-01 Primary 0.5 - 1	DP-003 07/06/2015 DP-003-SO-050-01 Primary 4.5 - 5	DP-003 07/06/2015 DP-003-SO-100-01 Primary 9.5 - 10	DP-004 07/06/2015 DP-004-SO-010-01 Primary 0.5 - 1	DP-004 07/06/2015 DP-004-SO-050-01 Primary 4.5 - 5	DP-005 07/06/2015 DP-005-SO-010-01 Primary 0.5 - 1	DP-005 07/06/2015 DP-005-SO-100-01 Primary 9.5 - 10	DP-006 07/06/2015 DP-006-SO-010-01 Primary 0.5 - 1	DP-006 07/06/2015 DP-006-SO-050-01 Primary 4.5 - 5	DP-006 07/06/2015 DP-006-SO-100-01 Primary 9.5 - 10
Inorganic Compounds (mg/kg)	mg/kg	mg/kg												
Aluminum	-	1.10E+06	4,380	3,990	7,200	5,900	13,000	3,300	8,500	8,300	3,500	6,100	6,600	5,500
Antimony	-	470	7.8	14.1	3.3 J	7.8	< 5.0	< 4.3	1.6 J	1.1 J	25	7.1	9	2.5 J
Arsenic	-	3	6.5	7.5	2.3	3.3	1.2	1.1	2.5	3.6	1.7	7.2	19	2.4
Barium	-	220000	242	243	130	82	39	13	150	81	170	220	210	42
Beryllium	-	2300	0.22	0.23	0.22 J	0.15 J	0.35 J	< 0.43	0.25 J	0.25 J	0.31 J	0.42 J	0.5	0.15 J
Cadmium	-	980	0.69	0.23	2	0.30 J	< 1.0	< 0.86	< 0.95	0.15 J	< 1.0	< 0.90	< 0.96	< 0.88
Calcium	-	-	48,600	34,000	12,000	30,000	1,100	1,100	42,000	19,000	72,000	7,000	14,000	4,700
Chromium	-	-	33.9	29.9	34	15	23	9.7	17	17	14	16	21	11
Cobalt	-	350	7.7	7.2	7.7	7.2	5	1.1 J	5.4	6.3	29	6.3	6.2	6.6
Copper	-	47000	373	329	62	110	15	12	27	100	120	50	120	51
Iron	-	820000	27,300	26,500	22,000	47,000	31,000	11,000	17,000	18,000	43,000	15,000	20,000	13,000
Lead	-	800	1,450	1,690	320	360	13	38	280	160	150	480	860	50
Magnesium	-	-	2,300	1,740	4,800	3,000	1,500	340	2,000	3,300	3,500	1,200	1,500	3,000
Manganese	-	26000	323	320	350	350	130	34	180	220	310	380	240	130
Mercury	-	40	0.6	1.6	0.61	1.1	0.1	0.030 J	3.5	0.44	1.7	0.79	2.7	0.19
Nickel	-	22000	119	13	44	10	9.2	2.1 J	8.6	22	16	8.7	11	15
Potassium	-	-	525	535	540	1,100	820	280	740	690	1,200	670	720	2,400
Selenium	-	5800	< 0.70	< 0.95	< 1.8	0.51 J	< 2.0	< 1.7	< 1.9	< 1.8	0.34 J	0.45 J	1.2 J	0.32 J
Silver	-	5800	0.45	0.44 J	0.23 J	0.38 J	< 1.0	< 0.86	0.30 J	< 0.90	< 1.0	0.50 J	1.7	< 0.88
Sodium	-	-	231 J	< 476	110 J	200	120 J	< 170	140 J	58 J	630	55 J	120 J	130 J
Thallium	-	12	< 0.70	< 0.95	< 1.8	< 2.0	< 2.0	< 1.7	< 1.9	< 1.8	< 2.0	< 1.8	< 1.9	< 1.8
Vanadium	-	5800	18.1	19	23	19	41	14	21	25	13	21	24	25
Zinc	-	350000	470	418	340	390	33	18	130	140	200	260	480	74
PCBs (mg/kg)														
Aroclor-1016 (PCB-1016)	-	27	-	-	< 0.0354	< 0.0428	-	< 0.037	< 0.0406	< 0.0374	< 0.0429	-	-	-
Aroclor-1221 (PCB-1221)	-	0.72	-	-	< 0.0354	< 0.0428	-	< 0.037	< 0.0406	< 0.0374	< 0.0429	-	-	-
Aroclor-1232 (PCB-1232)	-	0.72	-	-	< 0.0354	< 0.0428	-	< 0.037	< 0.0406	< 0.0374	< 0.0429	-	-	-
Aroclor-1242 (PCB-1242)	-	0.97	-	-	< 0.0354	< 0.0428	-	< 0.037	0.0323 J	< 0.0374	0.0657	-	-	-
Aroclor-1248 (PCB-1248)	-	0.94	-	-	< 0.0354	< 0.0428	-	< 0.037	< 0.0406	< 0.0374	< 0.0429	-	-	-
Aroclor-1254 (PCB-1254)	-	0.97	-	-	0.0371	< 0.0428	-	< 0.037	0.023 J	< 0.0374	0.048	-	-	-
Aroclor-1260 (PCB-1260)	-	0.99	-	-	0.141	< 0.0428	-	< 0.037	0.0132 J	0.00722 J	0.031 J	-	-	-
Aroclor-1262 (PCB-1262)	-	-	-	-	< 0.0354	< 0.0428	-	< 0.037	< 0.0406	< 0.0374	< 0.0429	-	-	-
Aroclor-1268 (PCB-1268)	-	-	-	-	< 0.0354	< 0.0428	-	< 0.037	< 0.0406	< 0.0374	< 0.0429	-	-	-
Polychlorinated biphenyls (PCBs)	-	0.97	-	-	0.178	< 0.0428	-	< 0.037	0.0685 J	0.00722 J	0.145 J	-	-	-

NOTES
 Bold where detected; highlighted where exceeds
 mg/kg = milligrams per kilogram
 ft bgs = feet below ground surface
 -- = screening level not available/sample not analyzed
 < = not detected at the indicated reporting limit
 J = estimated value
 P = relative percent difference between results for the two columns exceeds the method-specified criteria
 PCBs = polychlorinated biphenyls
 1. DC Tier 0 Standards from the Tier 0 Standard Final Rulemaking published at 40 DCR 7835, 7892 (November 12, 1993); as amended by Final Rulemaking published at 46 DCR 7699 (October 1, 1999)
 2. United States Environmental Protection Agency (EPA) Regional Screening Level (RSL) Summary Table (June 2015)

TABLE 2
 SUMMARY OF SOIL SAMPLE ANALYTICAL RESULTS AND EXCEEDANCES - METALS AND PCBs
 BUZZARD POINT D.C. UNITED SOCCER STADIUM DEVELOPMENT
 WASHINGTON, D.C.

Location	DC Tier 0 Soil Standards ¹	EPA Regional Screening Level for Industrial Soil ²	DP-007 07/06/2015 DP-007-SO-010-01 Primary 0.5 - 1	DP-007 07/06/2015 DP-007-SO-050-01 Primary 4.5 - 5	DP-007 07/06/2015 DP-007-SO-100-01 Primary 9.5 - 10	DP-008 07/06/2015 DP-008-SO-010-01 Primary 0.5 - 1	DP-008 07/06/2015 DP-008-SO-050-01 Primary 4.5 - 5	DP-008 07/06/2015 DP-008-SO-100-01 Primary 9.5 - 10	DP-009 07/06/2015 DP-009-SO-010-01 Primary 0.5 - 1	DP-009 07/06/2015 DP-009-SO-010-02 Duplicate 0.5 - 1	DP-009 07/06/2015 DP-009-SO-050-01 Primary 4.5 - 5	DP-009 07/06/2015 DP-009-SO-100-01 Primary 9.5 - 10	DP-010 07/06/2015 DP-010-SO-010-01 Primary 0.5 - 1	DP-010 07/06/2015 DP-010-SO-050-01 Primary 4.5 - 5
Inorganic Compounds (mg/kg)	mg/kg	mg/kg												
Aluminum	-	1.10E+06	2,300	7,600	6,900	5,500	5,000	9,200	6,000	10,000	4,800	8,600	6,600	6,200
Antimony	-	470	< 4.3	18	1.7 J	< 4.4	6.5	< 4.6	7.4	4.0 J	5.6	0.86 J	< 4.6	6
Arsenic	-	3	4.6	22	4.2	3.4	9.3	4.1	5.7	7.5	15	7.2	5.3	12
Barium	-	220000	25	790	60	34	250	78	66	100	330	73	87	180
Beryllium	-	2300	0.26 J	0.6	0.38 J	0.19 J	0.55	0.51	0.30 J	0.47	0.56	0.69	0.39 J	0.44 J
Cadmium	-	980	< 0.85	1.5	< 0.96	< 0.88	< 1.0	< 0.93	< 0.92	< 0.92	< 1.0	< 0.98	< 0.91	< 0.97
Calcium	-	-	1,000	8,400	3,900	1,300	6,800	6,700	6,600	5,200	5,400	3,700	20,000	12,000
Chromium	-	-	15	26	16	29	14	16	12	16	20	17	15	16
Cobalt	-	350	1.2 J	8	5.1	11	6.1	7.6	4.1	5.8	5.8	12	6.3	6.6
Copper	-	47000	4.3	160	33	17	100	16	22	30	160	27	24	220
Iron	-	820000	12,000	29,000	16,000	16,000	31,000	18,000	16,000	22,000	15,000	28,000	14,000	20,000
Lead	-	800	0.86 J	2,500	110	49	1,300	53	180	270	700	120	110	720
Magnesium	-	-	370	1,300	770	14,000	1,400	1,300	1,000	1,300	810	1,100	2,100	1,000
Manganese	-	26000	34	350	89	210	350	370	140	220	220	500	170	240
Mercury	-	40	0.020 J	4	0.8	0.068 J	2.5	0.56	0.32	0.65	2.5	0.79	0.29	2.1
Nickel	-	22000	1.5 J	16	8.3	140	15	10	6.2	12	13	10	14	13
Potassium	-	-	640	770	660	340	690	970	610	800	480	760	790	730
Selenium	-	5800	0.31 J	1.9 J	0.61 J	< 1.8	0.98 J	0.31 J	0.53 J	0.49 J	1.4 J	0.59 J	0.41 J	0.64 J
Silver	-	5800	< 0.85	1.8	< 0.96	< 0.88	3.2	< 0.93	< 0.92	< 0.92	2.7	< 0.98	< 0.91	3.5
Sodium	-	-	< 170	160 J	79 J	27 J	130 J	82 J	41 J	42 J	170 J	110 J	55 J	96 J
Thallium	-	12	< 1.7	< 2.3	< 1.9	< 1.8	< 2.1	< 1.8	< 1.8	< 1.8	< 2.0	< 2.0	< 1.8	< 1.9
Vanadium	-	5800	14	24	20	18	17	24	22	26	20	30	21	21
Zinc	-	350000	15	2,300	210	55	610	45	77	170	390	340	82	330
PCBs (mg/kg)														
Aroclor-1016 (PCB-1016)	-	27	-	-	-	-	-	-	< 0.0389	-	< 0.0432	-	-	-
Aroclor-1221 (PCB-1221)	-	0.72	-	-	-	-	-	-	< 0.0389	-	< 0.0432	-	-	-
Aroclor-1232 (PCB-1232)	-	0.72	-	-	-	-	-	-	< 0.0389	-	< 0.0432	-	-	-
Aroclor-1242 (PCB-1242)	-	0.97	-	-	-	-	-	-	< 0.0389	-	< 0.0432	-	-	-
Aroclor-1248 (PCB-1248)	-	0.94	-	-	-	-	-	-	< 0.0389	-	< 0.0432	-	-	-
Aroclor-1254 (PCB-1254)	-	0.97	-	-	-	-	-	-	< 0.0389	-	< 0.0432	-	-	-
Aroclor-1260 (PCB-1260)	-	0.99	-	-	-	-	-	-	< 0.0389	-	< 0.0432	-	-	-
Aroclor-1262 (PCB-1262)	-	-	-	-	-	-	-	-	< 0.0389	-	< 0.0432	-	-	-
Aroclor-1268 (PCB-1268)	-	-	-	-	-	-	-	-	< 0.0389	-	< 0.0432	-	-	-
Polychlorinated biphenyls (PCBs)	-	0.97	-	-	-	-	-	-	< 0.0389	-	< 0.0432	-	-	-

NOTES
 Bold where detected; highlighted where exceeds
 mg/kg = milligrams per kilogram
 ft bgs = feet below ground surface
 -- = screening level not available/sample not analyzed
 < = not detected at the indicated reporting limit
 J = estimated value
 P = relative percent difference between results for the two columns exceeds the method-specified criteria
 PCBs = polychlorinated biphenyls
 1. DC Tier 0 Standards from the Tier 0 Standard Final Rulemaking published at 40 DCR 7835, 7892 (November 12, 1993); as amended by Final Rulemaking published at 46 DCR 7699 (October 1, 1999)
 2. United States Environmental Protection Agency (EPA) Regional Screening Level (RSL) Summary Table (June 2015)

TABLE 2
 SUMMARY OF SOIL SAMPLE ANALYTICAL RESULTS AND EXCEEDANCES - METALS AND PCBs
 BUZZARD POINT D.C. UNITED SOCCER STADIUM DEVELOPMENT
 WASHINGTON, D.C.

Location	DC Tier 0 Soil Standards ¹	EPA Regional Screening Level for Industrial Soil ²	DP-010 07/06/2015 DP-010-SO-050-02 Duplicate 4.5 - 5	DP-010 07/06/2015 DP-010-SO-100-01 Primary 9.5 - 10	DP-011 07/06/2015 DP-011-SO-010-01 Primary 0.5 - 1	DP-011 07/06/2015 DP-011-SO-050-01 Primary 4.5 - 5	DP-011 07/06/2015 DP-011-SO-100-01 Primary 9.5 - 10	DP-016 07/07/2015 DP-016-SO-010-01 Primary 0.5 - 1	DP-016 07/07/2015 DP-016-SO-050-01 Primary 4.5 - 5	DP-016 07/07/2015 DP-016-SO-100-01 Primary 9.5 - 10	DP-017 07/07/2015 DP-017-SO-010-01 Primary 0.5 - 1	DP-017 07/07/2015 DP-017-SO-050-01 Primary 4.5 - 5	DP-017 07/07/2015 DP-017-SO-100-01 Primary 9.5 - 10	DP-018 07/07/2015 DP-018-SO-010-01 Primary 0.5 - 1
Inorganic Compounds (mg/kg)	mg/kg	mg/kg												
Aluminum	-	1.10E+06	6,700	10,000	11,000	6,200	12,000	8,300	4,600	15,000	4,300	3,700	9,800	5,300
Antimony	-	470	2.6 J	< 5.0	< 4.3	3.9 J	< 4.9	< 4.4	13	< 4.9	0.94 J	2.2 J	< 5.1	16
Arsenic	-	3	12	6.7	2.7	12	4.7	4.2	37	1.6	5.2	7.1	1.4	1.5
Barium	-	220000	160	76	29	170	53	120	110	50	89	260	67	120
Beryllium	-	2300	0.47 J	0.7	0.23 J	0.48 J	0.51	0.23 J	0.36 J	0.52	0.27 J	0.42 J	0.65	0.36 J
Cadmium	-	980	< 0.96	< 1.0	< 0.87	< 1.0	< 0.98	0.24 J	1.2	< 0.98	0.25 J	3.3	< 1.0	0.31 J
Calcium	-	-	13,000	3,100	660	3,500	3,400	16,000	72,000	1,300	43,000	13,000	1,600	37,000
Chromium	-	-	14	17	13	15	16	22	35	26	18	18	18	25
Cobalt	-	350	5.8	10	1.8	6.7	9.8	5.3	5	5.9	6.3	4.3	15	7.9
Copper	-	47000	82	22	4.8	340	12	30	650	16	52	82	11	36
Iron	-	820000	18,000	25,000	14,000	20,000	23,000	24,000	44,000	36,000	16,000	15,000	22,000	33,000
Lead	-	800	440	140	1.8 J	660	21	260	1,800	13	420	450	35	200
Magnesium	-	-	1,100	880	480	1,000	1,400	1,800	1,100	1,600	2,000	620	1,000	3,100
Manganese	-	26000	200	190	38	250	360	160	380	210	300	190	400	360
Mercury	-	40	2.7	0.51	0.040 J	1.2	0.11	0.48	4.1	0.13	0.83	7.1	0.08	0.32
Nickel	-	22000	9.8	9	4.1	16	11	25	15	9.8	8.2	12	8.4	10
Potassium	-	-	670	860	650	730	870	590	660	800	760	740	820	940
Selenium	-	5800	0.72 J	0.64 J	< 1.7	0.64 J	0.37 J	0.62 J	2.6	0.46 J	0.52 J	0.57 J	0.46 J	< 1.8
Silver	-	5800	1.1	< 1.0	< 0.87	0.42 J	< 0.98	< 0.88	2.6	< 0.98	0.28 J	0.34 J	< 1.0	0.22 J
Sodium	-	-	100 J	96 J	29 J	130 J	120 J	980	480	210	250	400	110 J	230
Thallium	-	12	< 1.9	< 2.0	< 1.7	< 2.0	< 2.0	< 1.8	< 2.3	< 2.0	< 1.8	< 2.1	< 2.0	< 1.8
Vanadium	-	5800	20	34	20	20	25	31	16	47	20	18	32	30
Zinc	-	350000	260	140	11	620	54	170	910	35	200	720	31	180
PCBs (mg/kg)														
Aroclor-1016 (PCB-1016)	-	27	-	-	< 0.0368	< 0.0418	-	-	-	-	-	-	-	-
Aroclor-1221 (PCB-1221)	-	0.72	-	-	< 0.0368	< 0.0418	-	-	-	-	-	-	-	-
Aroclor-1232 (PCB-1232)	-	0.72	-	-	< 0.0368	< 0.0418	-	-	-	-	-	-	-	-
Aroclor-1242 (PCB-1242)	-	0.97	-	-	< 0.0368	< 0.0418	-	-	-	-	-	-	-	-
Aroclor-1248 (PCB-1248)	-	0.94	-	-	< 0.0368	< 0.0418	-	-	-	-	-	-	-	-
Aroclor-1254 (PCB-1254)	-	0.97	-	-	< 0.0368	< 0.0418	-	-	-	-	-	-	-	-
Aroclor-1260 (PCB-1260)	-	0.99	-	-	< 0.0368	< 0.0418	-	-	-	-	-	-	-	-
Aroclor-1262 (PCB-1262)	-	-	-	-	< 0.0368	< 0.0418	-	-	-	-	-	-	-	-
Aroclor-1268 (PCB-1268)	-	-	-	-	< 0.0368	< 0.0418	-	-	-	-	-	-	-	-
Polychlorinated biphenyls (PCBs)	-	0.97	-	-	< 0.0368	< 0.0418	-	-	-	-	-	-	-	-

NOTES

- Bold where detected; highlighted where exceeds
- mg/kg = milligrams per kilogram
- ft bgs = feet below ground surface
- = screening level not available/sample not analyzed
- < = not detected at the indicated reporting limit
- J = estimated value
- P = relative percent difference between results for the two columns exceeds the method-specified criteria
- PCBs = polychlorinated biphenyls
- 1. DC Tier 0 Standards from the Tier 0 Standard Final Rulemaking published at 40 DCR 7835, 7892 (November 12, 1993); as amended by Final Rulemaking published at 46 DCR 7699 (October 1, 1999)
- 2. United States Environmental Protection Agency (EPA) Regional Screening Level (RSL) Summary Table (June 2015)

TABLE 2
 SUMMARY OF SOIL SAMPLE ANALYTICAL RESULTS AND EXCEEDANCES - METALS AND PCBs
 BUZZARD POINT D.C. UNITED SOCCER STADIUM DEVELOPMENT
 WASHINGTON, D.C.

Location Sample Date Sample Name Sample Type Sample Depth Interval (ft bgs)	DC Tier 0 Soil Standards ¹	EPA Regional Screening Level for Industrial Soil ²	DP-018 07/07/2015 DP-018-SO-050-01 Primary 4.5 - 5	DP-018 07/07/2015 DP-018-SO-100-01 Primary 9.5 - 10	DP-019 07/07/2015 DP-019-SO-010-01 Primary 0.5 - 1	DP-019 07/07/2015 DP-019-SO-050-01 Primary 4.5 - 5	DP-019 07/07/2015 DP-019-SO-100-01 Primary 9.5 - 10	DP-020 07/07/2015 DP-020-SO-010-01 Primary 0.5 - 1	DP-020 07/07/2015 DP-020-SO-050-01 Primary 4.5 - 5	DP-021 07/07/2015 DP-021-SO-010-01 Primary 0.5 - 1	DP-021 07/07/2015 DP-021-SO-010-02 Duplicate 0.5 - 1	DP-021 07/07/2015 DP-021-SO-050-01 Primary 4.5 - 5	DP-021 07/07/2015 DP-021-SO-100-01 Primary 9.5 - 10	DP-022 07/07/2015 DP-022-SO-010-01 Primary 0.5 - 1
Inorganic Compounds (mg/kg)	mg/kg	mg/kg												
Aluminum	-	1.10E+06	4,200	7,700	5,900	3,700	13,000	4,300	4,800	6,900	9,800	9,700	10,000	6,000
Antimony	-	470	< 4.4	< 4.9	4.8	< 4.5	< 5.0	0.84 J	< 4.7	3.5 J	2.9 J	3.0 J	< 5.0	4.9
Arsenic	-	3	7.8	3.1	10	7.2	1.1	4.7	7	12	7.2	5.6	0.86 J	8.7
Barium	-	220000	38	65	250	33	43	110	48	330	350	140	54	370
Beryllium	-	2300	0.20 J	0.23 J	0.47	0.19 J	0.55	0.27 J	0.27 J	0.58	0.57	0.47	0.52	0.53
Cadmium	-	980	< 0.89	< 0.98	0.32 J	< 0.90	< 1.0	0.48 J	0.10 J	1.3	0.94 J	0.23 J	< 1.0	1.2
Calcium	-	-	8,100	25,000	20,000	7,900	1,000	9,900	29,000	11,000	14,000	5,700	1,500	18,000
Chromium	-	-	11	15	17	9.2	23	12	15	24	21	19	23	20
Cobalt	-	350	2.9	4.9	7	2.5	8.1	5.8	4.7	8	6.6	7.7	7	6.4
Copper	-	47000	8.6	16	54	9.1	15	82	14	94	100	94	11	88
Iron	-	820000	8,500	19,000	25,000	7,700	27,000	14,000	10,000	26,000	20,000	28,000	23,000	32,000
Lead	-	800	18	93	3,200	19	14	280	54	770	850	380	16	990
Magnesium	-	-	1,000	1,200	2,000	890	1,400	1,000	1,800	1,100	2,100	1,200	1,100	1,800
Manganese	-	26000	57	280	530	64	180	340	120	1,000	420	370	470	300
Mercury	-	40	0.020 J	0.33	1	0.067 J	0.11	0.65	0.58	2	1.1	1.1	0.17	0.98
Nickel	-	22000	5.1	5.4	13	3.9	9.8	9.4	7.9	17	12	12	8.5	20
Potassium	-	-	760	580	670	570	820	500	770	600	710	860	870	710
Selenium	-	5800	< 1.8	0.50 J	0.73 J	< 1.8	< 2.0	0.51 J	0.32 J	0.98 J	0.95 J	0.33 J	< 2.0	0.94 J
Silver	-	5800	< 0.89	< 0.98	0.47 J	< 0.90	< 1.0	0.34 J	< 0.94	0.61 J	0.76 J	0.42 J	< 1.0	0.56 J
Sodium	-	-	39 J	91 J	140 J	41 J	140 J	80 J	92 J	190	240	86 J	90 J	100 J
Thallium	-	12	< 1.8	< 2.0	< 1.8	0.37 J	< 2.0	< 1.7	< 1.9	< 1.9	< 1.9	< 1.9	< 2.0	< 1.8
Vanadium	-	5800	18	28	23	17	42	17	18	25	25	28	37	27
Zinc	-	350000	40	36	430	16	35	240	70	580	470	260	30	540
PCBs (mg/kg)														
Aroclor-1016 (PCB-1016)	-	27	-	-	-	-	-	-	-	-	-	-	-	-
Aroclor-1221 (PCB-1221)	-	0.72	-	-	-	-	-	-	-	-	-	-	-	-
Aroclor-1232 (PCB-1232)	-	0.72	-	-	-	-	-	-	-	-	-	-	-	-
Aroclor-1242 (PCB-1242)	-	0.97	-	-	-	-	-	-	-	-	-	-	-	-
Aroclor-1248 (PCB-1248)	-	0.94	-	-	-	-	-	-	-	-	-	-	-	-
Aroclor-1254 (PCB-1254)	-	0.97	-	-	-	-	-	-	-	-	-	-	-	-
Aroclor-1260 (PCB-1260)	-	0.99	-	-	-	-	-	-	-	-	-	-	-	-
Aroclor-1262 (PCB-1262)	-	-	-	-	-	-	-	-	-	-	-	-	-	-
Aroclor-1268 (PCB-1268)	-	-	-	-	-	-	-	-	-	-	-	-	-	-
Polychlorinated biphenyls (PCBs)	-	0.97	-	-	-	-	-	-	-	-	-	-	-	-

NOTES
 Bold where detected; highlighted where exceeds
 mg/kg = milligrams per kilogram
 ft bgs = feet below ground surface
 -- = screening level not available/sample not analyzed
 < = not detected at the indicated reporting limit
 J = estimated value
 P = relative percent difference between results for the two columns exceeds the method-specified criteria
 PCBs = polychlorinated biphenyls
 1. DC Tier 0 Standards from the Tier 0 Standard Final Rulemaking published at 40 DCR 7835, 7892 (November 12, 1993); as amended by Final Rulemaking published at 46 DCR 7699 (October 1, 1999)
 2. United States Environmental Protection Agency (EPA) Regional Screening Level (RSL) Summary Table (June 2015)

TABLE 2
 SUMMARY OF SOIL SAMPLE ANALYTICAL RESULTS AND EXCEEDANCES - METALS AND PCBs
 BUZZARD POINT D.C. UNITED SOCCER STADIUM DEVELOPMENT
 WASHINGTON, D.C.

Location	DC Tier 0 Soil Standards ¹	EPA Regional Screening Level for Industrial Soil ²	DP-022 07/07/2015 DP-022-SO-050-01 Primary 4.5 - 5	DP-022 07/07/2015 DP-022-SO-100-01 Primary 9.5 - 10	DP-023 07/08/2015 DP-023-SO-010-01 Primary 0.5 - 1	DP-023 07/08/2015 DP-023-SO-050-01 Primary 4.5 - 5	DP-023 07/08/2015 DP-023-SO-100-01 Primary 9.5 - 10	DP-024 07/07/2015 DP-024-SO-010-01 Primary 0.5 - 1	DP-024 07/07/2015 DP-024-SO-050-01 Primary 4.5 - 5	DP-024 07/08/2015 DP-024-SO-100-01 Primary 9.5 - 10	DP-024 07/08/2015 DP-024-SO-100-02 Duplicate 9.5 - 10	DP-025 07/07/2015 DP-025-SO-010-01 Primary 0.5 - 1	DP-025 07/07/2015 DP-025-SO-050-01 Primary 4.5 - 5	DP-025 07/07/2015 DP-025-SO-100-01 Primary 9.5 - 10
Inorganic Compounds (mg/kg)	mg/kg	mg/kg												
Aluminum	-	1.10E+06	4,600	12,000	5,200	4,700	7,800	5,000	6,200	7,500	11,000	6,600	7,400	14,000
Antimony	-	470	2.1 J	< 5.2	1.3 J	< 4.6	< 5.0	4.0 J	6.1	< 4.8	< 4.9	0.73 J	22	< 4.8
Arsenic	-	3	15	13	12	6.6	2.3	25	31	11	11	10	32	14
Barium	-	220000	370	40	90	35	49	390	320	68	46	63	360	55
Beryllium	-	2300	0.62	0.46 J	0.40 J	0.22 J	0.56	0.45	0.49	0.6	0.57	0.28 J	0.68	0.68
Cadmium	-	980	1.6	< 1.0	0.28 J	0.13 J	< 1.0	0.94	0.52 J	< 0.96	< 0.99	< 0.89	1.3	< 0.96
Calcium	-	-	13,000	1,600	7,200	3,100	1,300	16,000	15,000	3,500	1,900	16,000	20,000	900
Chromium	-	-	42	20	15	9.8	19	18	21	16	20	21	23	19
Cobalt	-	350	9.1	6.2	5.5	2.5	9.3	7.2	10	13	8.4	6	9	14
Copper	-	47000	360	14	36	10	9.2	190	120	11	10	27	310	16
Iron	-	820000	68,000	27,000	18,000	10,000	18,000	31,000	42,000	18,000	20,000	15,000	40,000	26,000
Lead	-	800	1,000	8.4	190	38	23	1,300	860	42	16	120	1,500	17
Magnesium	-	-	1,000	1,100	1,500	790	840	2,000	1,300	810	1,100	5,700	1,400	2,000
Manganese	-	26000	360	400	170	66	260	290	380	200	310	170	380	170
Mercury	-	40	2.2	0.040 J	0.83	0.43	0.050 J	14	1.9	0.060 J	0.040 J	0.37	2.8	0.070 J
Nickel	-	22000	22	9.1	12	4.1	7.1	20	13	7.3	9.1	54	27	15
Potassium	-	-	580	980	560	490	660	630	620	590	820	700	700	740
Selenium	-	5800	3.4	< 2.1	< 1.8	< 1.8	0.32 J	< 1.8	< 1.8	< 1.9	< 2.0	< 1.8	1.3 J	< 1.9
Silver	-	5800	0.54 J	< 1.0	< 0.88	< 0.92	< 1.0	0.61 J	2.4	< 0.96	< 0.99	< 0.89	< 1.2	< 0.96
Sodium	-	-	360	90 J	150 J	30 J	87 J	220	270	78 J	100 J	49 J	300	110 J
Thallium	-	12	< 2.0	< 2.1	< 1.8	< 1.8	< 2.0	< 1.8	< 1.8	< 1.9	< 2.0	< 1.8	< 2.3	< 1.9
Vanadium	-	5800	20	39	20	17	30	21	24	26	34	22	31	36
Zinc	-	350000	850	32	140	79	26	780	810	37	37	120	890	45
PCBs (mg/kg)														
Aroclor-1016 (PCB-1016)	-	27	-	-	-	-	-	-	-	-	-	-	-	-
Aroclor-1221 (PCB-1221)	-	0.72	-	-	-	-	-	-	-	-	-	-	-	-
Aroclor-1232 (PCB-1232)	-	0.72	-	-	-	-	-	-	-	-	-	-	-	-
Aroclor-1242 (PCB-1242)	-	0.97	-	-	-	-	-	-	-	-	-	-	-	-
Aroclor-1248 (PCB-1248)	-	0.94	-	-	-	-	-	-	-	-	-	-	-	-
Aroclor-1254 (PCB-1254)	-	0.97	-	-	-	-	-	-	-	-	-	-	-	-
Aroclor-1260 (PCB-1260)	-	0.99	-	-	-	-	-	-	-	-	-	-	-	-
Aroclor-1262 (PCB-1262)	-	-	-	-	-	-	-	-	-	-	-	-	-	-
Aroclor-1268 (PCB-1268)	-	-	-	-	-	-	-	-	-	-	-	-	-	-
Polychlorinated biphenyls (PCBs)	-	0.97	-	-	-	-	-	-	-	-	-	-	-	-

NOTES
 Bold where detected; highlighted where exceeds
 mg/kg = milligrams per kilogram
 ft bgs = feet below ground surface
 -- = screening level not available/sample not analyzed
 < = not detected at the indicated reporting limit
 J = estimated value
 P = relative percent difference between results for the two columns exceeds the method-specified criteria
 PCBs = polychlorinated biphenyls
 1. DC Tier 0 Standards from the Tier 0 Standard Final Rulemaking published at 40 DCR 7835, 7892 (November 12, 1993); as amended by Final Rulemaking published at 46 DCR 7699 (October 1, 1999)
 2. United States Environmental Protection Agency (EPA) Regional Screening Level (RSL) Summary Table (June 2015)

TABLE 2
 SUMMARY OF SOIL SAMPLE ANALYTICAL RESULTS AND EXCEEDANCES - METALS AND PCBs
 BUZZARD POINT D.C. UNITED SOCCER STADIUM DEVELOPMENT
 WASHINGTON, D.C.

Location	DC Tier 0 Soil Standards ¹	EPA Regional Screening Level for Industrial Soil ²	DP-026 07/07/2015 DP-026-SO-010-01 Primary 0.5 - 1	DP-026 07/07/2015 DP-026-SO-050-01 Primary 4.5 - 5	DP-026 07/07/2015 DP-026-SO-100-01 Primary 9.5 - 10	DP-027 07/08/2015 DP-027-SO-010-01 Primary 0.5 - 1	DP-027 07/08/2015 DP-027-SO-080-01 Primary 7.5 - 8	DP-028 07/08/2015 DP-028-SO-010-01 Primary 0.5 - 1	DP-028 07/08/2015 DP-028-SO-010-02 Duplicate 0.5 - 1	DP-028 07/08/2015 DP-028-SO-095-01 Primary 9 - 9.5	DP-028 07/08/2015 DP-028-SO-110-01 Primary 9.5 - 10	DP-029 07/08/2015 DP-029-SO-010-01 Primary 0.5 - 1	DP-029 07/08/2015 DP-029-SO-090-01 Primary 8.5 - 9	DP-030 07/08/2015 DP-030-SO-010-01 Primary 0.5 - 1
Inorganic Compounds (mg/kg)	mg/kg	mg/kg												
Aluminum	-	1.10E+06	7,300	6,300	4,100	1,800	3,600	5,400	6,300	3,900	14,000	7,000	5,600	12,000
Antimony	-	470	2.4 J	20	3.3 J	< 4.3	< 5.8	2.4 J	1.1 J	4.5 J	< 5.1	3.1 J	< 4.9	< 4.5
Arsenic	-	3	12	40	9.7	0.93	2.9	14	5.4	7.1	2.4	8.2	3	2.7
Barium	-	220000	110	730	220	16	86	120	90	420	48	140	110	68
Beryllium	-	2300	0.48	0.69	0.37 J	0.090 J	0.26 J	0.41 J	0.38 J	0.46 J	0.55	0.40 J	0.32 J	0.44 J
Cadmium	-	980	0.060 J	0.40 J	< 1.2	< 0.86	0.31 J	0.78 J	0.30 J	0.27 J	< 1.0	2.2	0.28 J	< 0.91
Calcium	-	-	16,000	28,000	7,200	2,400	62,000	5,800	5,000	7,400	990	12,000	43,000	1,400
Chromium	-	-	16	37	13	6.2	10	13	16	14	26	38	15	18
Cobalt	-	350	6.8	14	5.4	1.1 J	3.7	5.1	3.3	4.1	14	7.4	6.7	7.8
Copper	-	47000	35	320	99	7.6	56	110	62	120	18	250	28	14
Iron	-	820000	18,000	52,000	44,000	5,900	20,000	21,000	22,000	19,000	29,000	26,000	15,000	23,000
Lead	-	800	270	7,900	460	27	56	360	170	320	19	570	150	34
Magnesium	-	-	2,000	1,800	630	240	1,400	960	690	1,100	1,500	3,000	1,400	1,300
Manganese	-	26000	200	570	270	39	370	170	130	120	210	240	420	280
Mercury	-	40	0.56	12	1	0.13	0.36	0.16	1.2	5.7	0.1	1.3	0.74	0.050 J
Nickel	-	22000	13	20	8.9	2.0 J	7.7	7.8	6.3	12	11	30	9.2	9.6
Potassium	-	-	680	780	470	190 J	470	620	590	430	770	540	670	960
Selenium	-	5800	< 1.7	< 2.0	5.2	< 1.7	1.6 J	0.42 J	< 1.7	0.87 J	< 2.0	< 1.8	0.40 J	< 1.8
Silver	-	5800	< 0.86	3.3	0.30 J	< 0.86	< 1.2	0.45 J	< 0.87	0.49 J	< 1.0	0.47 J	0.28 J	< 0.91
Sodium	-	-	140 J	560	140 J	< 170	210 J	64 J	47 J	150 J	130 J	71 J	240	80 J
Thallium	-	12	< 1.7	< 2.0	< 2.4	< 1.7	< 2.3	< 1.8	< 1.7	< 2.2	< 2.0	< 1.8	< 2.0	< 1.8
Vanadium	-	5800	25	29	18	8.8	15	19	25	18	45	28	18	30
Zinc	-	350000	160	1,100	670	18	270	320	190	250	42	400	170	54
PCBs (mg/kg)														
Aroclor-1016 (PCB-1016)	-	27	< 0.0367	< 0.0427	-	-	-	< 0.0377	-	< 0.0458	-	< 0.0381	< 0.0417	-
Aroclor-1221 (PCB-1221)	-	0.72	< 0.0367	< 0.0427	-	-	-	< 0.0377	-	< 0.0458	-	< 0.0381	< 0.0417	-
Aroclor-1232 (PCB-1232)	-	0.72	< 0.0367	< 0.0427	-	-	-	< 0.0377	-	< 0.0458	-	< 0.0381	< 0.0417	-
Aroclor-1242 (PCB-1242)	-	0.97	< 0.0367	< 0.0427	-	-	-	< 0.0377	-	0.132	-	< 0.0381	0.0647	-
Aroclor-1248 (PCB-1248)	-	0.94	< 0.0367	< 0.0427	-	-	-	< 0.0377	-	< 0.0458	-	< 0.0381	< 0.0417	-
Aroclor-1254 (PCB-1254)	-	0.97	< 0.0367	< 0.0427	-	-	-	< 0.0377	-	0.158	-	< 0.0381	0.0959	-
Aroclor-1260 (PCB-1260)	-	0.99	0.00581 J	< 0.0427	-	-	-	< 0.0377	-	0.139	-	0.0182 J	0.113	-
Aroclor-1262 (PCB-1262)	-	-	< 0.0367	< 0.0427	-	-	-	< 0.0377	-	< 0.0458	-	< 0.0381	< 0.0417	-
Aroclor-1268 (PCB-1268)	-	-	< 0.0367	< 0.0427	-	-	-	< 0.0377	-	< 0.0458	-	< 0.0381	< 0.0417	-
Polychlorinated biphenyls (PCBs)	-	0.97	0.00581 J	< 0.0427	-	-	-	< 0.0377	-	0.429	-	0.0182 J	0.274	-

NOTES
 Bold where detected; highlighted where exceeds
 mg/kg = milligrams per kilogram
 ft bgs = feet below ground surface
 -- = screening level not available/sample not analyzed
 < = not detected at the indicated reporting limit
 J = estimated value
 P = relative percent difference between results for the two columns exceeds the method-specified criteria
 PCBs = polychlorinated biphenyls
 1. DC Tier 0 Standards from the Tier 0 Standard Final Rulemaking published at 40 DCR 7835, 7892 (November 12, 1993); as amended by Final Rulemaking published at 46 DCR 7699 (October 1, 1999)
 2. United States Environmental Protection Agency (EPA) Regional Screening Level (RSL) Summary Table (June 2015)

TABLE 2
 SUMMARY OF SOIL SAMPLE ANALYTICAL RESULTS AND EXCEEDANCES - METALS AND PCBs
 BUZZARD POINT D.C. UNITED SOCCER STADIUM DEVELOPMENT
 WASHINGTON, D.C.

Location Sample Date Sample Name Sample Type Sample Depth Interval (ft bgs)	DC Tier 0 Soil Standards ¹	EPA Regional Screening Level for Industrial Soil ²	DP-030 07/08/2015 DP-030-SO-100-01 Primary 9.5 - 10	DP-031 07/08/2015 DP-031-SO-010-01 Primary 0.5 - 1	DP-031 07/08/2015 DP-031-SO-100-01 Primary 9.5 - 10	DP-031 07/08/2015 DP-031-SO-110-01 Primary 9.5 - 10	DP-031 07/08/2015 DP-031-SO-110-02 Duplicate 9.5 - 10	DP-032 07/08/2015 DP-032-SO-010-01 Primary 0.5 - 1	DP-032 07/08/2015 DP-032-SO-110-01 Primary 9.5 - 10	DP-033 07/09/2015 DP-033-SO-010-01 Primary 0.5 - 1	DP-033 07/09/2015 DP-033-SO-010-02 Duplicate 0.5 - 1	DP-033 07/09/2015 DP-033-SO-050-01 Primary 4.5 - 5	DP-033 07/09/2015 DP-033-SO-100-01 Primary 9.5 - 10	DP-034 07/09/2015 DP-034-SO-010-01 Primary 0.5 - 1
Inorganic Compounds (mg/kg)	mg/kg	mg/kg												
Aluminum	-	1.10E+06	9,000	7,500	12,000	9,300	10,000	5,600	12,000	3,300	5,800	15,000	9,500	6,400
Antimony	-	470	< 5.1	1.4 J	2.0 J	< 4.8	< 4.7	2.0 J	< 4.9	< 4.6	< 4.2	< 4.7	< 4.5	< 4.4
Arsenic	-	3	1.8	3.8	5.4	2.6	2.4	3.6	5.9	5.6	6.6	14	7.7	8.2
Barium	-	220000	70	84	56	40	60	87	66	21	39	50	50	22
Beryllium	-	2300	0.79	0.44 J	0.62	0.63	0.58	0.29 J	0.74	0.19 J	0.51	0.44 J	0.36 J	0.25 J
Cadmium	-	980	< 1.0	0.98	< 1.2	< 0.96	< 0.94	1.2	< 0.98	< 0.91	0.090 J	< 0.93	< 0.91	< 0.89
Calcium	-	-	2,100	8,400	2,800	690	720	25,000	1,200	2,800	15,000	1,600	310	300
Chromium	-	-	20	23	22	14	17	21	23	16	14	19	13	12
Cobalt	-	350	13	4.6	12	14	11	5.6	9.7	3.3	4	12	4.1	3.9
Copper	-	47000	14	42	18	15	15	100	17	10	10	11	10	8.7
Iron	-	820000	23,000	27,000	29,000	24,000	24,000	21,000	30,000	10,000	11,000	26,000	16,000	15,000
Lead	-	800	55	220	36	17	15	230	19	20	25	7.6	3.0 J	4.8
Magnesium	-	-	960	2,500	1,800	1,600	1,700	2,800	1,600	3,600	6,100	1,000	1,000	810
Manganese	-	26000	1,100	150	170	460	370	190	190	100	400	580	86	98
Mercury	-	40	0.29	0.31	0.12	< 0.080	< 0.080	0.11	0.070 J	0.020 J	0.050 J	0.060 J	< 0.070	0.020 J
Nickel	-	22000	8.6	20	11	10	11	24	12	34	35	9.1	8.8	7.4
Potassium	-	-	630	390	680	430	460	630	780	190 J	390	610	360	280
Selenium	-	5800	0.34 J	< 1.8	< 2.5	< 1.9	< 1.9	< 1.7	< 2.0	< 1.8	< 1.7	< 1.9	< 1.8	< 1.8
Silver	-	5800	< 1.0	< 0.91	< 1.2	< 0.96	< 0.94	0.26 J	< 0.98	< 0.91	< 0.84	< 0.93	< 0.91	< 0.89
Sodium	-	-	99 J	36 J	110 J	71 J	78 J	53 J	83 J	3,800	3,700	17,000	17,000	820
Thallium	-	12	< 2.0	< 1.8	< 2.5	< 1.9	< 1.9	< 1.7	< 2.0	< 1.8	< 1.7	< 1.9	< 1.8	< 1.8
Vanadium	-	5800	31	29	34	26	27	24	34	21	21	31	21	17
Zinc	-	350000	40	220	56	34	35	230	40	47	68	35	32	21
PCBs (mg/kg)														
Aroclor-1016 (PCB-1016)	-	27	-	-	-	-	-	< 0.0371	-	-	-	-	-	< 0.0363
Aroclor-1221 (PCB-1221)	-	0.72	-	-	-	-	-	< 0.0371	-	-	-	-	-	< 0.0363
Aroclor-1232 (PCB-1232)	-	0.72	-	-	-	-	-	< 0.0371	-	-	-	-	-	< 0.0363
Aroclor-1242 (PCB-1242)	-	0.97	-	-	-	-	-	< 0.0371	-	-	-	-	-	< 0.0363
Aroclor-1248 (PCB-1248)	-	0.94	-	-	-	-	-	< 0.0371	-	-	-	-	-	< 0.0363
Aroclor-1254 (PCB-1254)	-	0.97	-	-	-	-	-	0.0157 J	-	-	-	-	-	< 0.0363
Aroclor-1260 (PCB-1260)	-	0.99	-	-	-	-	-	0.0232 J	-	-	-	-	-	< 0.0363
Aroclor-1262 (PCB-1262)	-	-	-	-	-	-	-	< 0.0371	-	-	-	-	-	< 0.0363
Aroclor-1268 (PCB-1268)	-	-	-	-	-	-	-	< 0.0371	-	-	-	-	-	< 0.0363
Polychlorinated biphenyls (PCBs)	-	0.97	-	-	-	-	-	0.0389 J	-	-	-	-	-	< 0.0363

NOTES

- Bold where detected; highlighted where exceeds
- mg/kg = milligrams per kilogram
- ft bgs = feet below ground surface
- = screening level not available/sample not analyzed
- < = not detected at the indicated reporting limit
- J = estimated value
- P = relative percent difference between results for the two columns exceeds the method-specified criteria
- PCBs = polychlorinated biphenyls
- 1. DC Tier 0 Standards from the Tier 0 Standard Final Rulemaking published at 40 DCR 7835, 7892 (November 12, 1993); as amended by Final Rulemaking published at 46 DCR 7699 (October 1, 1999)
- 2. United States Environmental Protection Agency (EPA) Regional Screening Level (RSL) Summary Table (June 2015)

TABLE 2
 SUMMARY OF SOIL SAMPLE ANALYTICAL RESULTS AND EXCEEDANCES - METALS AND PCBs
 BUZZARD POINT D.C. UNITED SOCCER STADIUM DEVELOPMENT
 WASHINGTON, D.C.

Location	DC Tier 0 Soil Standards ¹	EPA Regional Screening Level for Industrial Soil ²	DP-034 07/09/2015 DP-034-SO-050-01 Primary 4.5 - 5	DP-034 07/09/2015 DP-034-SO-100-01 Primary 9.5 - 10	DP-035 07/09/2015 DP-035-SO-010-01 Primary 0.5 - 1	DP-035 07/09/2015 DP-035-SO-050-01 Primary 4.5 - 5	DP-035 07/09/2015 DP-035-SO-100-01 Primary 9.5 - 10	DP-035 07/09/2015 DP-035-SO-100-02 Duplicate 9.5 - 10	DP-036 07/09/2015 DP-036-SO-010-01 Primary 0.5 - 1	DP-036 07/09/2015 DP-036-SO-050-01 Primary 4.5 - 5	DP-036 07/09/2015 DP-036-SO-100-01 Primary 9.5 - 10	DP-037 07/09/2015 DP-037-SO-010-01 Primary 0.5 - 1	DP-037 07/09/2015 DP-037-SO-050-01 Primary 4.5 - 5	DP-037 07/09/2015 DP-037-SO-100-01 Primary 9.5 - 10
Inorganic Compounds (mg/kg)	mg/kg	mg/kg												
Aluminum	-	1.10E+06	8,000	9,100	10,000	9,400	10,000	9,800	5,800	9,100	10,000	9,100	9,900	9,200
Antimony	-	470	< 4.6	< 4.7	< 4.6	< 4.7	< 4.7	< 4.5	< 4.5	< 4.6	< 4.7	< 4.4	< 4.5	< 4.5
Arsenic	-	3	11	6	11	13	4.2	44	7.5	2.9	2	4.3	6.8	2.7
Barium	-	220000	29	34	28	50	26	31	19	53	47	35	26	200
Beryllium	-	2300	0.43 J	0.42 J	0.33 J	0.66	0.38 J	2.9	0.22 J	0.56	0.49	0.49	0.55	0.37 J
Cadmium	-	980	< 0.91	< 0.94	< 0.92	< 0.94	< 0.93	0.14 J	0.40 J	< 0.93	< 0.94	< 0.87	< 0.89	< 0.91
Calcium	-	-	190	240	880	110	120	150	450	270	260	6,700	190	310
Chromium	-	-	9.8	15	14	17	15	33	9.7	16	20	21	18	14
Cobalt	-	350	7	4.3	5.9	4.6	6.5	6.8	4.9	5.2	4.2	7.1	8.6	2.9
Copper	-	47000	9.5	15	12	12	12	25	7.4	11	17	10	13	12
Iron	-	820000	19,000	13,000	21,000	24,000	12,000	61,000	13,000	20,000	17,000	20,000	27,000	7,400
Lead	-	800	3.8 J	9.2	5.4	6.8	7.7	8.7	5.7	9.1	11	13	13	10
Magnesium	-	-	850	1,500	1,000	1,100	2,200	1,400	670	1,000	1,400	1,000	870	1,000
Manganese	-	26000	280	53	170	98	78	64	140	140	45	120	410	28
Mercury	-	40	< 0.080	< 0.080	< 0.080	< 0.080	< 0.080	< 0.080	< 0.080	< 0.080	0.020 J	0.050 J	< 0.070	0.040 J
Nickel	-	22000	7.1	9.7	8.7	9	15	12	6.4	9	9.1	10	8.4	7.5
Potassium	-	-	270	390	340	320	480	420	240	380	450	360	300	390
Selenium	-	5800	< 1.8	< 1.9	< 1.8	< 1.9	< 1.9	< 1.8	< 1.8	< 1.8	< 1.9	< 1.7	< 1.8	< 1.8
Silver	-	5800	< 0.91	< 0.94	< 0.92	< 0.94	< 0.93	< 0.91	< 0.90	< 0.93	< 0.94	< 0.87	< 0.89	< 0.91
Sodium	-	-	1,600	3,700	630	560	11,000	15,000	320	280	420	2,600	1,900	550
Thallium	-	12	< 1.8	< 1.9	< 1.8	< 1.9	< 1.9	0.36 J	< 1.8	< 1.8	< 1.9	< 1.7	< 1.8	< 1.8
Vanadium	-	5800	19	28	23	26	18	24	14	22	29	24	24	23
Zinc	-	350000	27	32	30	35	50	50	19	34	29	29	28	27
PCBs (mg/kg)														
Aroclor-1016 (PCB-1016)	-	27	< 0.0368	< 0.0402	< 0.037	< 0.0392	< 0.0384	< 0.0375	< 0.0363	< 0.039	< 0.0385	< 0.0372	< 0.0369	< 0.0386
Aroclor-1221 (PCB-1221)	-	0.72	< 0.0368	< 0.0402	< 0.037	< 0.0392	< 0.0384	< 0.0375	< 0.0363	< 0.039	< 0.0385	< 0.0372	< 0.0369	< 0.0386
Aroclor-1232 (PCB-1232)	-	0.72	< 0.0368	< 0.0402	< 0.037	< 0.0392	< 0.0384	< 0.0375	< 0.0363	< 0.039	< 0.0385	< 0.0372	< 0.0369	< 0.0386
Aroclor-1242 (PCB-1242)	-	0.97	< 0.0368	< 0.0402	< 0.037	< 0.0392	< 0.0384	< 0.0375	< 0.0363	< 0.039	< 0.0385	< 0.0372	< 0.0369	< 0.0386
Aroclor-1248 (PCB-1248)	-	0.94	< 0.0368	< 0.0402	< 0.037	< 0.0392	< 0.0384	< 0.0375	< 0.0363	< 0.039	< 0.0385	< 0.0372	< 0.0369	< 0.0386
Aroclor-1254 (PCB-1254)	-	0.97	< 0.0368	< 0.0402	< 0.037	< 0.0392	< 0.0384	< 0.0375	< 0.0363	< 0.039	< 0.0385	< 0.0372	< 0.0369	< 0.0386
Aroclor-1260 (PCB-1260)	-	0.99	< 0.0368	< 0.0402	< 0.037	< 0.0392	< 0.0384	< 0.0375	< 0.0363	< 0.039	< 0.0385	0.0366 J	< 0.0369	< 0.0386
Aroclor-1262 (PCB-1262)	-	-	< 0.0368	< 0.0402	< 0.037	< 0.0392	< 0.0384	< 0.0375	< 0.0363	< 0.039	< 0.0385	< 0.0372	< 0.0369	< 0.0386
Aroclor-1268 (PCB-1268)	-	-	< 0.0368	< 0.0402	< 0.037	< 0.0392	< 0.0384	< 0.0375	< 0.0363	< 0.039	< 0.0385	< 0.0372	< 0.0369	< 0.0386
Polychlorinated biphenyls (PCBs)	-	0.97	< 0.0368	< 0.0402	< 0.037	< 0.0392	< 0.0384	< 0.0375	< 0.0363	< 0.039	< 0.0385	0.0366 J	< 0.0369	< 0.0386

NOTES
 Bold where detected; highlighted where exceeds
 mg/kg = milligrams per kilogram
 ft bgs = feet below ground surface
 -- = screening level not available/sample not analyzed
 < = not detected at the indicated reporting limit
 J = estimated value
 P = relative percent difference between results for the two columns exceeds the method-specified criteria
 PCBs = polychlorinated biphenyls
 1. DC Tier 0 Standards from the Tier 0 Standard Final Rulemaking published at 40 DCR 7835, 7892 (November 12, 1993); as amended by Final Rulemaking published at 46 DCR 7699 (October 1, 1999)
 2. United States Environmental Protection Agency (EPA) Regional Screening Level (RSL) Summary Table (June 2015)

TABLE 2
 SUMMARY OF SOIL SAMPLE ANALYTICAL RESULTS AND EXCEEDANCES - METALS AND PCBs
 BUZZARD POINT D.C. UNITED SOCCER STADIUM DEVELOPMENT
 WASHINGTON, D.C.

Location	DC Tier 0 Soil Standards ¹	EPA Regional Screening Level for Industrial Soil ²	DP-038 07/09/2015 DP-038-SO-010-01 Primary 0.5 - 1	DP-038 07/09/2015 DP-038-SO-050-01 Primary 4.5 - 5	DP-038 07/09/2015 DP-038-SO-100-01 Primary 9.5 - 10	DP-039 07/09/2015 DP-039-SO-010-01 Primary 0.5 - 1	DP-039 07/09/2015 DP-039-SO-050-01 Primary 4.5 - 5	DP-039 07/09/2015 DP-039-SO-050-02 Duplicate 4.5 - 5	DP-039 07/09/2015 DP-039-SO-100-01 Primary 9.5 - 10	DP-040 07/09/2015 DP-040-SO-010-01 Primary 0.5 - 1	DP-040 07/09/2015 DP-040-SO-050-01 Primary 4.5 - 5	DP-040 07/09/2015 DP-040-SO-100-01 Primary 9.5 - 10	DP-040 07/09/2015 DP-040-SO-100-02 Duplicate 9.5 - 10	DP-041 07/09/2015 DP-041-SO-010-01 Primary 0.5 - 1
Inorganic Compounds (mg/kg)	mg/kg	mg/kg												
Aluminum	-	1.10E+06	7,400	9,900	8,900	6,300	6,600	6,600	8,300	7,500	5,200	6,100	7,100	7,600
Antimony	-	470	< 4.5	< 4.5	< 4.6	1.1 J	160	190	0.94 J	< 4.7	1.7 J	< 5.4	4.3 J	< 4.7
Arsenic	-	3	3	3.3	5.8	4.3	10	12	4.5	4.4	17	8.3	14	5.7
Barium	-	220000	45	29	20	84	230	200	77	82	360	220	520	110
Beryllium	-	2300	0.38 J	0.35 J	0.38 J	0.34 J	0.56	0.61	0.83	0.36 J	0.52	0.53 J	0.74	0.49
Cadmium	-	980	< 0.90	< 0.90	< 0.91	0.20 J	0.31 J	0.30 J	< 0.97	0.18 J	0.34 J	0.090 J	0.44 J	< 0.94
Calcium	-	-	14,000	160	240	26,000	7,300	7,800	1,600	37,000	9,700	7,200	12,000	10,000
Chromium	-	-	14	18	13	14	20	17	19	14	12	10	22	13
Cobalt	-	350	5.4	3.6	3.3	6	7.4	8.6	15	5.8	6.4	6.6	11	5.5
Copper	-	47000	12	10	14	29	140	220	19	26	160	31	240	33
Iron	-	820000	16,000	19,000	19,000	16,000	20,000	18,000	18,000	16,000	9,600	7,400	19,000	16,000
Lead	-	800	21	5.5	9.4	110	2,400	2,400	59	120	700	64	500	150
Magnesium	-	-	1,500	1,100	1,100	3,300	1,200	1,100	870	2,600	630	620	970	1,000
Manganese	-	26000	150	69	56	320	320	300	340	240	210	110	280	260
Mercury	-	40	0.040 J	< 0.080	< 0.080	0.25	2.9	1.2	0.32	0.28	0.91	0.13	3.3	0.26
Nickel	-	22000	11	8.6	6.3	7.7	12	14	8.6	8.1	18	14	20	8.8
Potassium	-	-	830	640	470	710	670	650	650	860	520	760	700	790
Selenium	-	5800	< 1.8	< 1.8	< 1.8	< 1.7	0.38 J	0.30 J	0.69 J	< 1.9	0.48 J	< 2.2	0.60 J	< 1.9
Silver	-	5800	< 0.90	< 0.90	< 0.91	< 0.86	0.62 J	0.44 J	< 0.97	< 0.93	0.46 J	< 1.1	0.48 J	< 0.94
Sodium	-	-	7,800	12,000	14,000	56 J	86 J	89 J	75 J	50 J	220	420	530	120 J
Thallium	-	12	< 1.8	< 1.8	< 1.8	< 1.7	< 1.8	< 1.9	< 1.9	< 1.9	< 2.1	< 2.2	< 2.2	< 1.9
Vanadium	-	5800	24	21	36	24	24	22	29	22	21	22	37	24
Zinc	-	350000	37	29	24	80	240	380	50	77	310	120	320	96
PCBs (mg/kg)														
Aroclor-1016 (PCB-1016)	-	27	< 0.0369	< 0.0367	< 0.0386	< 0.037	< 0.0396	-	< 0.0399	-	-	-	-	-
Aroclor-1221 (PCB-1221)	-	0.72	< 0.0369	< 0.0367	< 0.0386	< 0.037	< 0.0396	-	< 0.0399	-	-	-	-	-
Aroclor-1232 (PCB-1232)	-	0.72	< 0.0369	< 0.0367	< 0.0386	< 0.037	< 0.0396	-	< 0.0399	-	-	-	-	-
Aroclor-1242 (PCB-1242)	-	0.97	< 0.0369	< 0.0367	< 0.0386	< 0.037	< 0.0396	-	< 0.0399	-	-	-	-	-
Aroclor-1248 (PCB-1248)	-	0.94	< 0.0369	< 0.0367	< 0.0386	< 0.037	< 0.0396	-	< 0.0399	-	-	-	-	-
Aroclor-1254 (PCB-1254)	-	0.97	< 0.0369	< 0.0367	< 0.0386	< 0.037	< 0.0396	-	< 0.0399	-	-	-	-	-
Aroclor-1260 (PCB-1260)	-	0.99	< 0.0369	< 0.0367	< 0.0386	< 0.037	< 0.0396	-	< 0.0399	-	-	-	-	-
Aroclor-1262 (PCB-1262)	-	-	< 0.0369	< 0.0367	< 0.0386	< 0.037	< 0.0396	-	< 0.0399	-	-	-	-	-
Aroclor-1268 (PCB-1268)	-	-	< 0.0369	< 0.0367	< 0.0386	< 0.037	< 0.0396	-	< 0.0399	-	-	-	-	-
Polychlorinated biphenyls (PCBs)	-	0.97	< 0.0369	< 0.0367	< 0.0386	< 0.037	< 0.0396	-	< 0.0399	-	-	-	-	-

NOTES
 Bold where detected; highlighted where exceeds
 mg/kg = milligrams per kilogram
 ft bgs = feet below ground surface
 -- = screening level not available/sample not analyzed
 < = not detected at the indicated reporting limit
 J = estimated value
 P = relative percent difference between results for the two columns exceeds the method-specified criteria
 PCBs = polychlorinated biphenyls
 1. DC Tier 0 Standards from the Tier 0 Standard Final Rulemaking published at 40 DCR 7835, 7892 (November 12, 1993); as amended by Final Rulemaking published at 46 DCR 7699 (October 1, 1999)
 2. United States Environmental Protection Agency (EPA) Regional Screening Level (RSL) Summary Table (June 2015)

TABLE 2
 SUMMARY OF SOIL SAMPLE ANALYTICAL RESULTS AND EXCEEDANCES - METALS AND PCBs
 BUZZARD POINT D.C. UNITED SOCCER STADIUM DEVELOPMENT
 WASHINGTON, D.C.

Location Sample Date Sample Name Sample Type Sample Depth Interval (ft bgs)	DC Tier 0 Soil Standards ¹	EPA Regional Screening Level for Industrial Soil ²	DP-041 07/09/2015 DP-041-SO-050-01 Primary 4.5 - 5	DP-041 07/09/2015 DP-041-SO-100-01 Primary 9.5 - 10	DP-042 07/09/2015 DP-042-SO-010-01 Primary 0.5 - 1	DP-042 07/09/2015 DP-042-SO-050-01 Primary 4.5 - 5	DP-042 07/09/2015 DP-042-SO-100-01 Primary 9.5 - 10	DP-042 07/17/2015 DP-042-SO-010-02 Primary 0.5 - 1	DP-042 07/17/2015 DP-042-SO-050-02 Primary 4.5 - 5	DP-042 07/17/2015 DP-042-SO-100-02 Primary 9.5 - 10	DP-043 07/09/2015 DP-043-SO-010-01 Primary 0.5 - 1	DP-043 07/09/2015 DP-043-SO-050-01 Primary 4.5 - 5	DP-043 07/09/2015 DP-043-SO-100-01 Primary 9.5 - 10	DP-043 07/17/2015 DP-043-SO-010-02 Primary 0.5 - 1
Inorganic Compounds (mg/kg)	mg/kg	mg/kg												
Aluminum	-	1.10E+06	8,600	9,600	7,000	8,900	9,100	9,600	8,300	5,600	9,300	7,400	8,700	5,700
Antimony	-	470	0.84 J	< 4.8	< 4.5	< 5.5	< 5.0	< 4.6	< 5.2	< 4.8	< 4.6	< 4.7	< 4.8	< 4.2
Arsenic	-	3	17	3.7	6.6	11	5	2.5	11	2.2	10	6.4	3.9	< 4.2
Barium	-	220000	200	69	120	260	72	240	270	150	40	280	68	83
Beryllium	-	2300	0.73	0.78	0.42 J	0.75	0.67	0.77	0.73	0.62	0.40 J	0.46 J	0.78	0.36 J
Cadmium	-	980	< 1.0	< 0.97	< 0.90	< 1.1	< 1.0	< 0.91	0.13 J	< 0.97	< 0.92	< 0.94	< 0.96	< 0.85
Calcium	-	-	7,300	1,300	19,000	18,000	2,200	24,000	11,000	5,400	8,400	31,000	1,400	10,000
Chromium	-	-	14	15	11	12	15	24	16	9.8	26	12	16	14
Cobalt	-	350	8.1	10	5.1	8.5	7.4	8.4	8.5	5.5	1.8	5.6	15	4.9
Copper	-	47000	43	11	30	78	14	39	54	21	21	37	12	28
Iron	-	820000	18,000	17,000	13,000	10,000	20,000	23,000	16,000	9,400	48,000	14,000	17,000	26,000
Lead	-	800	310	35	140	380	35	140	400	230	23	300	48	120
Magnesium	-	-	920	910	1,200	720	920	1,600	810	700	650	1,400	910	950
Manganese	-	26000	290	190	190	180	250	310	240	150	67	220	890	210
Mercury	-	40	1.2	0.18	0.57	0.19	0.21	0.18	0.080 J	0.18	0.29	0.48	0.19	0.3
Nickel	-	22000	12	7.3	8.9	15	7.6	14	17	9.8	2.7	9.4	8.9	9
Potassium	-	-	920	640	960	1,600	730	840	850	480	760	710	580	610
Selenium	-	5800	0.41 J	0.50 J	0.41 J	0.50 J	1.2 J	< 1.8	< 2.1	< 1.9	0.78 J	0.48 J	0.31 J	< 1.7
Silver	-	5800	0.25 J	< 0.97	< 0.90	< 1.1	< 1.0	< 0.91	< 1.0	< 0.97	< 0.92	< 0.94	< 0.96	< 0.85
Sodium	-	-	170 J	92 J	170 J	870	110 J	290	920	310	28 J	190	78 J	61 J
Thallium	-	12	< 2.0	< 1.9	< 1.8	< 2.2	< 2.0	< 1.8	< 2.1	< 1.9	< 1.8	< 1.9	< 1.9	< 1.7
Vanadium	-	5800	33	26	21	31	27	37	33	17	53	23	25	34
Zinc	-	350000	140	32	100	200	43	100	310	85	37	130	42	91
PCBs (mg/kg)														
Aroclor-1016 (PCB-1016)	-	27	-	-	-	-	-	< 0.0375	< 0.0435	< 0.0427	-	-	-	-
Aroclor-1221 (PCB-1221)	-	0.72	-	-	-	-	-	< 0.0375	< 0.0435	< 0.0427	-	-	-	-
Aroclor-1232 (PCB-1232)	-	0.72	-	-	-	-	-	< 0.0375	< 0.0435	< 0.0427	-	-	-	-
Aroclor-1242 (PCB-1242)	-	0.97	-	-	-	-	-	< 0.0375	< 0.0435	< 0.0427	-	-	-	-
Aroclor-1248 (PCB-1248)	-	0.94	-	-	-	-	-	< 0.0375	< 0.0435	< 0.0427	-	-	-	-
Aroclor-1254 (PCB-1254)	-	0.97	-	-	-	-	-	< 0.0375	< 0.0435	< 0.0427	-	-	-	-
Aroclor-1260 (PCB-1260)	-	0.99	-	-	-	-	-	< 0.0375	< 0.0435	< 0.0427	-	-	-	-
Aroclor-1262 (PCB-1262)	-	-	-	-	-	-	-	< 0.0375	< 0.0435	< 0.0427	-	-	-	-
Aroclor-1268 (PCB-1268)	-	-	-	-	-	-	-	< 0.0375	< 0.0435	< 0.0427	-	-	-	-
Polychlorinated biphenyls (PCBs)	-	0.97	-	-	-	-	-	< 0.0375	< 0.0435	< 0.0427	-	-	-	-

NOTES
 Bold where detected; highlighted where exceeds
 mg/kg = milligrams per kilogram
 ft bgs = feet below ground surface
 -- = screening level not available/sample not analyzed
 < = not detected at the indicated reporting limit
 J = estimated value
 P = relative percent difference between results for the two columns exceeds the method-specified criteria
 PCBs = polychlorinated biphenyls
 1. DC Tier 0 Standards from the Tier 0 Standard Final Rulemaking published at 40 DCR 7835, 7892 (November 12, 1993); as amended by Final Rulemaking published at 46 DCR 7699 (October 1, 1999)
 2. United States Environmental Protection Agency (EPA) Regional Screening Level (RSL) Summary Table (June 2015)

TABLE 2
 SUMMARY OF SOIL SAMPLE ANALYTICAL RESULTS AND EXCEEDANCES - METALS AND PCBs
 BUZZARD POINT D.C. UNITED SOCCER STADIUM DEVELOPMENT
 WASHINGTON, D.C.

Location	DC Tier 0 Soil Standards ¹	EPA Regional Screening Level for Industrial Soil ²	DP-043 07/17/2015 DP-043-SO-050-02 Primary 4.5 - 5	DP-043 07/17/2015 DP-043-SO-100-02 Primary 9.5 - 10	DP-044 07/09/2015 DP-044-SO-010-01 Primary 0.5 - 1	DP-044 07/09/2015 DP-044-SO-050-01 Primary 4.5 - 5	DP-044 07/09/2015 DP-044-SO-100-01 Primary 9.5 - 10	DP-044 07/17/2015 DP-044-SO-010-02 Primary 0.5 - 1	DP-044 07/17/2015 DP-044-SO-050-02 Primary 4.5 - 5	DP-044 07/17/2015 DP-044-SO-100-02 Primary 9.5 - 10	DP-045 07/09/2015 DP-045-SO-010-01 Primary 0.5 - 1	DP-045 07/09/2015 DP-045-SO-050-01 Primary 4.5 - 5	DP-045 07/09/2015 DP-045-SO-100-01 Primary 9.5 - 10	DP-045 07/17/2015 DP-045-SO-010-02 Primary 0.5 - 1
Inorganic Compounds (mg/kg)	mg/kg	mg/kg												
Aluminum	-	1.10E+06	6,500	8,300	7,100	6,800	7,900	7,300	7,700	7,100	8,100	6,200	8,300	7,800
Antimony	-	470	< 4.5	< 5.1	< 4.4	< 5.2	43	< 4.3	< 5.2	< 5.0	< 4.4	1.0 J	< 4.6	7.2
Arsenic	-	3	3.9	< 1.0	4.8	10	14	1.9	8.8	5	5.1	10	6.3	9.8
Barium	-	220000	170	140	90	280	250	120	320	200	66	380	100	110
Beryllium	-	2300	0.56	0.57	0.49	0.78	0.7	0.44	0.77	0.57	0.38 J	0.59	0.66	0.58
Cadmium	-	980	0.090 J	0.070 J	0.13 J	0.24 J	0.20 J	0.14 J	0.080 J	0.13 J	0.15 J	0.30 J	< 0.92	0.49 J
Calcium	-	-	27,000	5,000	10,000	6,500	6,300	18,000	8,900	35,000	13,000	9,500	2,200	17,000
Chromium	-	-	14	18	16	13	12	15	17	14	21	13	14	16
Cobalt	-	350	6.2	7.2	13	9.9	7.6	6.5	9	8	5.6	8.4	9.4	7.2
Copper	-	47000	43	100	43	48	260	120	77	47	24	41	28	33
Iron	-	820000	13,000	20,000	20,000	12,000	8,400	15,000	9,600	12,000	26,000	9,000	20,000	16,000
Lead	-	800	260	320	150	300	5,100	160	490	240	68	400	60	160
Magnesium	-	-	2,400	1,100	1,000	580	690	1,500	660	920	1,000	640	760	1,600
Manganese	-	26000	180	690	340	190	150	210	180	200	230	190	540	290
Mercury	-	40	0.3	1.6	0.32	0.17	0.080 J	0.09	0.19	0.16	0.22	0.38	0.31	0.21
Nickel	-	22000	13	10	10	17	15	11	18	13	7.9	17	7.4	15
Potassium	-	-	800	640	470	610	820	670	770	860	500	700	780	770
Selenium	-	5800	< 1.8	< 2.0	< 1.8	< 2.1	< 2.3	< 1.7	< 2.1	0.40 J	< 1.8	< 2.1	1.3 J	< 8.6
Silver	-	5800	< 0.90	< 1.0	< 0.88	< 1.0	1.3	< 0.86	< 1.0	< 1.0	< 0.88	< 1.0	< 0.92	< 0.86
Sodium	-	-	160 J	190 J	54 J	250	380	78 J	280	600	35 J	280	160 J	110 J
Thallium	-	12	< 1.8	< 2.0	< 1.8	< 2.1	< 2.3	< 1.7	< 2.1	< 2.0	< 1.8	< 2.1	< 1.8	< 1.7
Vanadium	-	5800	26	27	28	32	40	24	36	30	34	29	27	28
Zinc	-	350000	110	170	85	160	90	95	120	110	53	360	94	98
PCBs (mg/kg)														
Aroclor-1016 (PCB-1016)	-	27	-	-	-	-	-	-	-	-	-	-	-	< 0.0357
Aroclor-1221 (PCB-1221)	-	0.72	-	-	-	-	-	-	-	-	-	-	-	< 0.0357
Aroclor-1232 (PCB-1232)	-	0.72	-	-	-	-	-	-	-	-	-	-	-	< 0.0357
Aroclor-1242 (PCB-1242)	-	0.97	-	-	-	-	-	-	-	-	-	-	-	< 0.0357
Aroclor-1248 (PCB-1248)	-	0.94	-	-	-	-	-	-	-	-	-	-	-	< 0.0357
Aroclor-1254 (PCB-1254)	-	0.97	-	-	-	-	-	-	-	-	-	-	-	< 0.0357
Aroclor-1260 (PCB-1260)	-	0.99	-	-	-	-	-	-	-	-	-	-	-	< 0.0357
Aroclor-1262 (PCB-1262)	-	-	-	-	-	-	-	-	-	-	-	-	-	< 0.0357
Aroclor-1268 (PCB-1268)	-	-	-	-	-	-	-	-	-	-	-	-	-	< 0.0357
Polychlorinated biphenyls (PCBs)	-	0.97	-	-	-	-	-	-	-	-	-	-	-	< 0.0357

NOTES
 Bold where detected; highlighted where exceeds
 mg/kg = milligrams per kilogram
 ft bgs = feet below ground surface
 -- = screening level not available/sample not analyzed
 < = not detected at the indicated reporting limit
 J = estimated value
 P = relative percent difference between results for the two columns exceeds the method-specified criteria
 PCBs = polychlorinated biphenyls
 1. DC Tier 0 Standards from the Tier 0 Standard Final Rulemaking published at 40 DCR 7835, 7892 (November 12, 1993); as amended by Final Rulemaking published at 46 DCR 7699 (October 1, 1999)
 2. United States Environmental Protection Agency (EPA) Regional Screening Level (RSL) Summary Table (June 2015)

TABLE 2
 SUMMARY OF SOIL SAMPLE ANALYTICAL RESULTS AND EXCEEDANCES - METALS AND PCBs
 BUZZARD POINT D.C. UNITED SOCCER STADIUM DEVELOPMENT
 WASHINGTON, D.C.

Location	DC Tier 0 Soil Standards ¹	EPA Regional Screening Level for Industrial Soil ²	DP-045 07/17/2015 DP-045-SO-050-02 Primary 4.5 - 5	DP-045 07/17/2015 DP-045-SO-100-02 Primary 9.5 - 10	DP-046 07/09/2015 DP-046-SO-010-01 Primary 0.5 - 1	DP-046 07/09/2015 DP-046-SO-100-01 Primary 9.5 - 10	DP-047 07/10/2015 DP-047-SO-010-01 Primary 0.5 - 1	DP-047 07/10/2015 DP-047-SO-010-02 Duplicate 0.5 - 1	DP-047 07/10/2015 DP-047-SO-050-01 Primary 4.5 - 5	DP-047 07/10/2015 DP-047-SO-100-01 Primary 9.5 - 10	DP-053 07/10/2015 DP-053-SO-010-01 Primary 0.5 - 1	DP-053 07/10/2015 DP-053-SO-050-01 Primary 4.5 - 5	DP-053 07/10/2015 DP-053-SO-100-01 Primary 9.5 - 10	DP-054 07/10/2015 DP-054-SO-010-01 Primary 0.5 - 1
Inorganic Compounds (mg/kg)	mg/kg	mg/kg												
Aluminum	-	1.10E+06	7,900	8,900	7,600	8,400	8,100	12,000	17,000	11,000	7,900	3,100	10,000	7,400
Antimony	-	470	< 5.0	< 4.9	< 4.9	< 5.0	< 4.3	< 4.7	< 4.6	< 4.4	< 4.2	< 4.1	< 4.3	< 4.4
Arsenic	-	3	5.5	2.1	8.2	5.6	10	10	14	13	22	7.4	8.7	7.4
Barium	-	220000	210	97	290	79	77	89	84	53	45	19	84	70
Beryllium	-	2300	0.83	0.7	0.55	0.84	0.41 J	0.48	0.57	0.64	0.21 J	0.27 J	0.68	0.33 J
Cadmium	-	980	0.10 J	< 0.97	< 0.99	< 0.99	< 0.86	< 0.93	< 0.92	< 0.88	0.090 J	< 0.81	< 0.86	0.070 J
Calcium	-	-	5,600	1,700	52,000	1,600	14,000	5,000	1,800	1,800	25,000	310	8,700	75,000
Chromium	-	-	14	18	12	15	13	18	19	18	21	7.5	24	26
Cobalt	-	350	8	16	5.5	13	5.2	5.5	11	7.4	8.4	2.5	10	5.8
Copper	-	47000	56	28	33	15	13	21	16	63	43	5	28	16
Iron	-	820000	9,300	14,000	16,000	18,000	13,000	16,000	27,000	24,000	20,000	16,000	21,000	12,000
Lead	-	800	250	100	380	55	59	77	2.4 J	64	6.6	< 4.1	< 4.3	14
Magnesium	-	-	600	920	1,200	800	900	1,000	2,000	720	8,900	590	6,900	8,900
Manganese	-	26000	220	140	220	340	240	240	520	390	290	100	310	320
Mercury	-	40	0.050 J	0.2	0.2	0.26	0.12	0.49	0.060 J	1.3	0.060 J	< 0.070	< 0.070	0.040 J
Nickel	-	22000	17	10	9.6	7.2	7	8.2	15	9.2	18	5	26	30
Potassium	-	-	1,000	690	830	600	570	700	860	560	1,200	220	5,100	920
Selenium	-	5800	< 2.0	0.92 J	0.75 J	0.73 J	< 1.7	< 1.9	< 1.8	< 1.8	< 1.7	< 1.6	< 1.7	< 1.8
Silver	-	5800	< 0.99	< 0.97	< 0.99	< 0.99	< 0.86	< 0.93	< 0.92	< 0.88	< 0.85	< 0.81	< 0.86	< 0.89
Sodium	-	-	280	160 J	140 J	81 J	37 J	36 J	30 J	100 J	370	29 J	180	500
Thallium	-	12	< 2.0	< 1.9	< 2.0	< 2.0	< 1.7	< 1.9	< 1.8	< 1.8	< 1.7	< 1.6	< 1.7	< 1.8
Vanadium	-	5800	25	30	27	29	23	29	33	31	66	11	28	34
Zinc	-	350000	130	57	100	52	66	84	60	86	69	15	61	44
PCBs (mg/kg)														
Aroclor-1016 (PCB-1016)	-	27	< 0.0429	< 0.0412	< 0.0394	< 0.040	-	-	-	-	-	-	-	-
Aroclor-1221 (PCB-1221)	-	0.72	< 0.0429	< 0.0412	< 0.0394	< 0.040	-	-	-	-	-	-	-	-
Aroclor-1232 (PCB-1232)	-	0.72	< 0.0429	< 0.0412	< 0.0394	< 0.040	-	-	-	-	-	-	-	-
Aroclor-1242 (PCB-1242)	-	0.97	< 0.0429	< 0.0412	< 0.0394	< 0.040	-	-	-	-	-	-	-	-
Aroclor-1248 (PCB-1248)	-	0.94	< 0.0429	< 0.0412	< 0.0394	< 0.040	-	-	-	-	-	-	-	-
Aroclor-1254 (PCB-1254)	-	0.97	< 0.0429	< 0.0412	< 0.0394	< 0.040	-	-	-	-	-	-	-	-
Aroclor-1260 (PCB-1260)	-	0.99	< 0.0429	< 0.0412	< 0.0394	< 0.040	-	-	-	-	-	-	-	-
Aroclor-1262 (PCB-1262)	-	-	< 0.0429	< 0.0412	< 0.0394	< 0.040	-	-	-	-	-	-	-	-
Aroclor-1268 (PCB-1268)	-	-	< 0.0429	< 0.0412	< 0.0394	< 0.040	-	-	-	-	-	-	-	-
Polychlorinated biphenyls (PCBs)	-	0.97	< 0.0429	< 0.0412	< 0.0394	< 0.040	-	-	-	-	-	-	-	-

NOTES
 Bold where detected; highlighted where exceeds
 mg/kg = milligrams per kilogram
 ft bgs = feet below ground surface
 -- = screening level not available/sample not analyzed
 < = not detected at the indicated reporting limit
 J = estimated value
 P = relative percent difference between results for the two columns exceeds the method-specified criteria
 PCBs = polychlorinated biphenyls
 1. DC Tier 0 Standards from the Tier 0 Standard Final Rulemaking published at 40 DCR 7835, 7892 (November 12, 1993); as amended by Final Rulemaking published at 46 DCR 7699 (October 1, 1999)
 2. United States Environmental Protection Agency (EPA) Regional Screening Level (RSL) Summary Table (June 2015)

TABLE 2
 SUMMARY OF SOIL SAMPLE ANALYTICAL RESULTS AND EXCEEDANCES - METALS AND PCBs
 BUZZARD POINT D.C. UNITED SOCCER STADIUM DEVELOPMENT
 WASHINGTON, D.C.

Location	DC Tier 0 Soil Standards ¹	EPA Regional Screening Level for Industrial Soil ²	DP-054 07/10/2015 DP-054-SO-050-01 Primary 4.5 - 5	DP-054 07/10/2015 DP-054-SO-100-01 Primary 9.5 - 10	DP-054 07/10/2015 DP-054-SO-100-02 Duplicate 9.5 - 10	DP-055 07/10/2015 DP-055-SO-010-01 Primary 0.5 - 1	DP-055 07/10/2015 DP-055-SO-050-01 Primary 4.5 - 5	DP-055 07/10/2015 DP-055-SO-100-01 Primary 9.5 - 10	DP-065 07/13/2015 DP-065-SO-010-01 Primary 0.5 - 1	DP-065 07/13/2015 DP-065-SO-050-01 Primary 4.5 - 5	DP-065 07/13/2015 DP-065-SO-100-01 Primary 9.5 - 10	DP-079 07/14/2015 DP-079-SO-010-01 Primary 0.5 - 1	DP-079 07/14/2015 DP-079-SO-050-01 Primary 4.5 - 5	DP-080 07/14/2015 DP-080-SO-010-01 Primary 0.5 - 1
Inorganic Compounds (mg/kg)	mg/kg	mg/kg												
Aluminum	-	1.10E+06	3,400	7,600	6,800	8,000	8,800	8,100	9,800	5,300	9,800	-	-	-
Antimony	-	470	< 4.3	< 4.6	< 4.5	< 4.5	< 4.3	< 4.6	< 4.3	< 4.6	< 4.7	-	-	-
Arsenic	-	3	3.7	9	9.8	11	9.8	9.1	2.5	0.35 J	0.96	-	-	-
Barium	-	220000	22	73	78	28	63	72	71	87	88	-	-	-
Beryllium	-	2300	0.17 J	0.54	0.55	0.51	0.5	0.6	0.55	0.59	0.82	-	-	-
Cadmium	-	980	0.090 J	0.18 J	0.23 J	< 0.91	< 0.87	< 0.93	0.15 J	0.10 J	< 0.94	-	-	-
Calcium	-	-	1,900	9,800	2,300	1,000	2,200	1,600	2,000	300	1,400	-	-	-
Chromium	-	-	12	13	15	15	23	15	16	9.3	15	-	-	-
Cobalt	-	350	4	7.2	8	2.5	5.4	15	8.5	6.8	13	-	-	-
Copper	-	47000	6.2	19	22	10	12	17	14	8.1	7.4	-	-	-
Iron	-	820000	6,100	13,000	14,000	24,000	19,000	13,000	21,000	20,000	15,000	-	-	-
Lead	-	800	10	140	110	< 4.5	82	53	46	8.1	22	-	-	-
Magnesium	-	-	1,100	980	920	610	850	1,000	1,000	510	1,100	-	-	-
Manganese	-	26000	92	210	210	80	130	310	400	500	1,800	-	-	-
Mercury	-	40	0.030 J	0.6	0.63	0.020 J	0.060 J	0.87	0.19	< 0.080	0.82	-	-	-
Nickel	-	22000	6.8	11	11	4.8	6.6	10	11	10	9.8	-	-	-
Potassium	-	-	560	660	660	380	660	660	510	320	470	-	-	-
Selenium	-	5800	< 1.7	< 1.8	< 1.8	< 1.8	< 1.7	< 1.9	< 1.7	< 1.8	< 1.9	-	-	-
Silver	-	5800	< 0.86	< 0.92	< 0.90	< 0.91	< 0.87	< 0.93	< 0.86	< 0.93	0.33 J	-	-	-
Sodium	-	-	77 J	130 J	69 J	74 J	120 J	110 J	30 J	< 180	< 190	-	-	-
Thallium	-	12	< 1.7	< 1.8	< 1.8	< 1.8	< 1.7	< 1.9	< 1.7	< 1.8	< 1.9	-	-	-
Vanadium	-	5800	11	20	21	29	32	21	22	13	22	-	-	-
Zinc	-	350000	26	120	140	22	44	61	44	27	29	-	-	-
PCBs (mg/kg)														
Aroclor-1016 (PCB-1016)	-	27	-	-	-	-	-	-	-	-	-	< 0.0369	< 0.0365	< 0.0358
Aroclor-1221 (PCB-1221)	-	0.72	-	-	-	-	-	-	-	-	-	< 0.0369	< 0.0365	< 0.0358
Aroclor-1232 (PCB-1232)	-	0.72	-	-	-	-	-	-	-	-	-	< 0.0369	< 0.0365	< 0.0358
Aroclor-1242 (PCB-1242)	-	0.97	-	-	-	-	-	-	-	-	-	< 0.0369	< 0.0365	< 0.0358
Aroclor-1248 (PCB-1248)	-	0.94	-	-	-	-	-	-	-	-	-	< 0.0369	< 0.0365	< 0.0358
Aroclor-1254 (PCB-1254)	-	0.97	-	-	-	-	-	-	-	-	-	< 0.0369	< 0.0365	< 0.0358
Aroclor-1260 (PCB-1260)	-	0.99	-	-	-	-	-	-	-	-	-	< 0.0369	< 0.0365	< 0.0358
Aroclor-1262 (PCB-1262)	-	-	-	-	-	-	-	-	-	-	-	< 0.0369	< 0.0365	< 0.0358
Aroclor-1268 (PCB-1268)	-	-	-	-	-	-	-	-	-	-	-	< 0.0369	< 0.0365	< 0.0358
Polychlorinated biphenyls (PCBs)	-	0.97	-	-	-	-	-	-	-	-	-	< 0.0369	< 0.0365	< 0.0358

NOTES
 Bold where detected; highlighted where exceeds
 mg/kg = milligrams per kilogram
 ft bgs = feet below ground surface
 -- = screening level not available/sample not analyzed
 < = not detected at the indicated reporting limit
 J = estimated value
 P = relative percent difference between results for the two columns exceeds the method-specified criteria
 PCBs = polychlorinated biphenyls
 1. DC Tier 0 Standards from the Tier 0 Standard Final Rulemaking published at 40 DCR 7835, 7892 (November 12, 1993); as amended by Final Rulemaking published at 46 DCR 7699 (October 1, 1999)
 2. United States Environmental Protection Agency (EPA) Regional Screening Level (RSL) Summary Table (June 2015)

TABLE 2
 SUMMARY OF SOIL SAMPLE ANALYTICAL RESULTS AND EXCEEDANCES - METALS AND PCBs
 BUZZARD POINT D.C. UNITED SOCCER STADIUM DEVELOPMENT
 WASHINGTON, D.C.

Location	DC Tier 0 Soil Standards ¹	EPA Regional Screening Level for Industrial Soil ²	DP-080 07/14/2015 DP-080-SO-010-02 Duplicate 0.5 - 1	DP-080 07/14/2015 DP-080-SO-050-01 Primary 4.5 - 5	DP-081 07/14/2015 DP-081-SO-010-01 Primary 0.5 - 1	DP-081 07/14/2015 DP-081-SO-050-01 Primary 4.5 - 5	DP-082 07/14/2015 DP-082-SO-010-01 Primary 0.5 - 1	DP-082 07/14/2015 DP-082-SO-050-01 Primary 4.5 - 5	DP-083 07/14/2015 DP-083-SO-010-01 Primary 0.5 - 1	DP-083 07/14/2015 DP-083-SO-050-01 Primary 4.5 - 5	DP-084 07/14/2015 DP-084-SO-010-01 Primary 0.5 - 1	DP-085 07/15/2015 DP-085-SO-010-01 Primary 0.5 - 1	DP-085 07/15/2015 DP-085-SO-050-01 Primary 4.5 - 5	DP-086 07/15/2015 DP-086-SO-010-01 Primary 0.5 - 1
Inorganic Compounds (mg/kg)	mg/kg	mg/kg												
Aluminum	-	1.10E+06	-	-	-	-	-	-	-	-	-	-	-	-
Antimony	-	470	-	-	-	-	-	-	-	-	-	-	-	-
Arsenic	-	3	-	-	-	-	-	-	-	-	-	-	-	-
Barium	-	220000	-	-	-	-	-	-	-	-	-	-	-	-
Beryllium	-	2300	-	-	-	-	-	-	-	-	-	-	-	-
Cadmium	-	980	-	-	-	-	-	-	-	-	-	-	-	-
Calcium	-	-	-	-	-	-	-	-	-	-	-	-	-	-
Chromium	-	-	-	-	-	-	-	-	-	-	-	-	-	-
Cobalt	-	350	-	-	-	-	-	-	-	-	-	-	-	-
Copper	-	47000	-	-	-	-	-	-	-	-	-	-	-	-
Iron	-	820000	-	-	-	-	-	-	-	-	-	-	-	-
Lead	-	800	-	-	-	-	-	-	-	-	-	-	-	-
Magnesium	-	-	-	-	-	-	-	-	-	-	-	-	-	-
Manganese	-	26000	-	-	-	-	-	-	-	-	-	-	-	-
Mercury	-	40	-	-	-	-	-	-	-	-	-	-	-	-
Nickel	-	22000	-	-	-	-	-	-	-	-	-	-	-	-
Potassium	-	-	-	-	-	-	-	-	-	-	-	-	-	-
Selenium	-	5800	-	-	-	-	-	-	-	-	-	-	-	-
Silver	-	5800	-	-	-	-	-	-	-	-	-	-	-	-
Sodium	-	-	-	-	-	-	-	-	-	-	-	-	-	-
Thallium	-	12	-	-	-	-	-	-	-	-	-	-	-	-
Vanadium	-	5800	-	-	-	-	-	-	-	-	-	-	-	-
Zinc	-	350000	-	-	-	-	-	-	-	-	-	-	-	-
PCBs (mg/kg)														
Aroclor-1016 (PCB-1016)	-	27	< 0.0357	< 0.0367	< 0.039	< 0.0355	< 0.037	< 0.0363	< 0.0359	< 0.0373	< 0.0359	< 0.0352	< 0.0347	< 0.184
Aroclor-1221 (PCB-1221)	-	0.72	< 0.0357	< 0.0367	< 0.039	< 0.0355	< 0.037	< 0.0363	< 0.0359	< 0.0373	< 0.0359	< 0.0352	< 0.0347	< 0.184
Aroclor-1232 (PCB-1232)	-	0.72	< 0.0357	< 0.0367	< 0.039	< 0.0355	< 0.037	< 0.0363	< 0.0359	< 0.0373	< 0.0359	< 0.0352	< 0.0347	< 0.184
Aroclor-1242 (PCB-1242)	-	0.97	< 0.0357	< 0.0367	< 0.039	< 0.0355	< 0.037	< 0.0363	< 0.0359	< 0.0373	< 0.0359	< 0.0352	< 0.0347	< 0.184
Aroclor-1248 (PCB-1248)	-	0.94	< 0.0357	< 0.0367	< 0.039	< 0.0355	< 0.037	< 0.0363	< 0.0359	< 0.0373	< 0.0359	< 0.0352	< 0.0347	< 0.184
Aroclor-1254 (PCB-1254)	-	0.97	< 0.0357	< 0.0367	< 0.039	< 0.0355	0.00955 J	< 0.0363	< 0.0359	0.0118 J	0.00758 J	< 0.0352	< 0.0347	0.58
Aroclor-1260 (PCB-1260)	-	0.99	< 0.0357	< 0.0367	< 0.039	< 0.0355	0.0095 J	< 0.0363	< 0.0359	0.0255 J	0.0137 J	< 0.0352	< 0.0347	1.1
Aroclor-1262 (PCB-1262)	-	-	< 0.0357	< 0.0367	< 0.039	< 0.0355	< 0.037	< 0.0363	< 0.0359	< 0.0373	< 0.0359	< 0.0352	< 0.0347	< 0.184
Aroclor-1268 (PCB-1268)	-	-	< 0.0357	< 0.0367	< 0.039	< 0.0355	< 0.037	< 0.0363	< 0.0359	< 0.0373	< 0.0359	< 0.0352	< 0.0347	< 0.184
Polychlorinated biphenyls (PCBs)	-	0.97	< 0.0357	< 0.0367	< 0.039	< 0.0355	0.019 J	< 0.0363	< 0.0359	0.0373 J	0.0213 J	< 0.0352	< 0.0347	1.68

NOTES

- Bold where detected; highlighted where exceeds
- mg/kg = milligrams per kilogram
- ft bgs = feet below ground surface
- = screening level not available/sample not analyzed
- < = not detected at the indicated reporting limit
- J = estimated value
- P = relative percent difference between results for the two columns exceeds the method-specified criteria
- PCBs = polychlorinated biphenyls
- 1. DC Tier 0 Standards from the Tier 0 Standard Final Rulemaking published at 40 DCR 7835, 7892 (November 12, 1993); as amended by Final Rulemaking published at 46 DCR 7699 (October 1, 1999)
- 2. United States Environmental Protection Agency (EPA) Regional Screening Level (RSL) Summary Table (June 2015)

TABLE 2
 SUMMARY OF SOIL SAMPLE ANALYTICAL RESULTS AND EXCEEDANCES - METALS AND PCBs
 BUZZARD POINT D.C. UNITED SOCCER STADIUM DEVELOPMENT
 WASHINGTON, D.C.

Location	DC Tier 0 Soil Standards ¹	EPA Regional Screening Level for Industrial Soil ²	DP-086 07/15/2015 DP-086-SO-010-02 Duplicate 0.5 - 1	DP-086 07/15/2015 DP-086-SO-050-01 Primary 4.5 - 5	DP-087 07/15/2015 DP-087-SO-010-01 Primary 0.5 - 1	DP-087 07/15/2015 DP-087-SO-050-01 Primary 4.5 - 5	DP-088 07/15/2015 DP-088-SO-010-01 Primary 0.5 - 1	DP-088 07/15/2015 DP-088-SO-050-01 Primary 4.5 - 5	DP-089 07/15/2015 DP-089-SO-010-01 Primary 0.5 - 1	DP-089 07/15/2015 DP-089-SO-050-01 Primary 4.5 - 5	DP-095 07/15/2015 DP-095-SO-010-01 Primary 0.5 - 1	DP-095 07/15/2015 DP-095-SO-050-01 Primary 4.5 - 5	DP-095 07/15/2015 DP-095-SO-100-01 Primary 9.5 - 10	DP-096 07/16/2015 DP-096-SO-010-01 Primary 0.5 - 1
Inorganic Compounds (mg/kg)	mg/kg	mg/kg												
Aluminum	-	1.10E+06	-	-	-	-	-	-	-	-	8,600	8,400	9,900	10,000
Antimony	-	470	-	-	-	-	-	-	-	-	< 4.3	< 4.4	< 4.5	< 4.2
Arsenic	-	3	-	-	-	-	-	-	-	-	4	4	5.4	7.3
Barium	-	220000	-	-	-	-	-	-	-	-	63	64	83	63
Beryllium	-	2300	-	-	-	-	-	-	-	-	0.43	0.52	0.79	0.53
Cadmium	-	980	-	-	-	-	-	-	-	-	< 0.85	< 0.88	< 0.90	< 0.84
Calcium	-	-	-	-	-	-	-	-	-	-	1,800	2,000	2,300	5,000
Chromium	-	-	-	-	-	-	-	-	-	-	14	13	16	16
Cobalt	-	350	-	-	-	-	-	-	-	-	6.6	6.1	8.6	7.8
Copper	-	47000	-	-	-	-	-	-	-	-	15	12	15	17
Iron	-	820000	-	-	-	-	-	-	-	-	16,000	16,000	46,000	21,000
Lead	-	800	-	-	-	-	-	-	-	-	36	30	< 4.5	30
Magnesium	-	-	-	-	-	-	-	-	-	-	1,300	980	2,300	1,500
Manganese	-	26000	-	-	-	-	-	-	-	-	150	110	590	240
Mercury	-	40	-	-	-	-	-	-	-	-	0.15	0.18	0.050 J	0.13
Nickel	-	22000	-	-	-	-	-	-	-	-	9.5	7.8	13	12
Potassium	-	-	-	-	-	-	-	-	-	-	480	520	510	520
Selenium	-	5800	-	-	-	-	-	-	-	-	< 1.7	< 1.8	< 1.8	< 1.7
Silver	-	5800	-	-	-	-	-	-	-	-	< 0.85	< 0.88	< 0.90	< 0.84
Sodium	-	-	-	-	-	-	-	-	-	-	61 J	87 J	110 J	54 J
Thallium	-	12	-	-	-	-	-	-	-	-	< 1.7	< 1.8	< 1.8	< 1.7
Vanadium	-	5800	-	-	-	-	-	-	-	-	23	22	20	26
Zinc	-	350000	-	-	-	-	-	-	-	-	47	34	48	54
PCBs (mg/kg)														
Aroclor-1016 (PCB-1016)	-	27	< 0.185	< 0.0373	< 0.0398	< 0.0382	< 0.034	< 0.0371	< 0.0389	< 0.0379	-	-	-	-
Aroclor-1221 (PCB-1221)	-	0.72	< 0.185	< 0.0373	< 0.0398	< 0.0382	< 0.034	< 0.0371	< 0.0389	< 0.0379	-	-	-	-
Aroclor-1232 (PCB-1232)	-	0.72	< 0.185	< 0.0373	< 0.0398	< 0.0382	< 0.034	< 0.0371	< 0.0389	< 0.0379	-	-	-	-
Aroclor-1242 (PCB-1242)	-	0.97	< 0.185	< 0.0373	< 0.0398	< 0.0382	< 0.034	< 0.0371	< 0.0389	< 0.0379	-	-	-	-
Aroclor-1248 (PCB-1248)	-	0.94	< 0.185	< 0.0373	< 0.0398	< 0.0382	< 0.034	< 0.0371	< 0.0389	< 0.0379	-	-	-	-
Aroclor-1254 (PCB-1254)	-	0.97	0.532	< 0.0373	< 0.0398	< 0.0382	< 0.034	0.578 P	< 0.0389	< 0.0379	-	-	-	-
Aroclor-1260 (PCB-1260)	-	0.99	1.93	< 0.0373	0.0271 J	0.0112 J	< 0.034	< 0.0371	< 0.0389	< 0.0379	-	-	-	-
Aroclor-1262 (PCB-1262)	-	-	< 0.185	< 0.0373	< 0.0398	< 0.0382	< 0.034	< 0.0371	< 0.0389	< 0.0379	-	-	-	-
Aroclor-1268 (PCB-1268)	-	-	< 0.185	< 0.0373	< 0.0398	< 0.0382	< 0.034	< 0.0371	< 0.0389	< 0.0379	-	-	-	-
Polychlorinated biphenyls (PCBs)	-	0.97	2.46	< 0.0373	0.0271 J	0.0112 J	< 0.034	0.578	< 0.0389	< 0.0379	-	-	-	-

NOTES
 Bold where detected; highlighted where exceeds
 mg/kg = milligrams per kilogram
 ft bgs = feet below ground surface
 -- = screening level not available/sample not analyzed
 < = not detected at the indicated reporting limit
 J = estimated value
 P = relative percent difference between results for the two columns exceeds the method-specified criteria
 PCBs = polychlorinated biphenyls
 1. DC Tier 0 Standards from the Tier 0 Standard Final Rulemaking published at 40 DCR 7835, 7892 (November 12, 1993); as amended by Final Rulemaking published at 46 DCR 7699 (October 1, 1999)
 2. United States Environmental Protection Agency (EPA) Regional Screening Level (RSL) Summary Table (June 2015)

TABLE 2
 SUMMARY OF SOIL SAMPLE ANALYTICAL RESULTS AND EXCEEDANCES - METALS AND PCBs
 BUZZARD POINT D.C. UNITED SOCCER STADIUM DEVELOPMENT
 WASHINGTON, D.C.

Location Sample Date Sample Name Sample Type Sample Depth Interval (ft bgs)	DC Tier 0 Soil Standards ¹	EPA Regional Screening Level for Industrial Soil ²	DP-096 07/16/2015 DP-096-SO-010-02 Duplicate 0.5 - 1	DP-096 07/16/2015 DP-096-SO-050-01 Primary 4.5 - 5	DP-096 07/16/2015 DP-096-SO-100-01 Primary 9.5 - 10	DP-097 07/16/2015 DP-097-SO-010-01 Primary 0.5 - 1	DP-097 07/16/2015 DP-097-SO-050-01 Primary 4.5 - 5	DP-097 07/16/2015 DP-097-SO-100-01 Primary 9.5 - 10	DP-098 07/16/2015 DP-098-SO-010-01 Primary 0.5 - 1	DP-098 07/16/2015 DP-098-SO-050-01 Primary 4.5 - 5	DP-098 07/16/2015 DP-098-SO-100-01 Primary 9.5 - 10	DP-099 07/16/2015 DP-099-SO-010-01 Primary 0.5 - 1	DP-099 07/16/2015 DP-099-SO-050-01 Primary 4.5 - 5	DP-099 07/16/2015 DP-099-SO-100-01 Primary 9.5 - 10
Inorganic Compounds (mg/kg)	mg/kg	mg/kg												
Aluminum	-	1.10E+06	9,100	8,300	7,000	7,600	8,800	9,200	6,100	7,000	9,000	11,000	6,300	8,800
Antimony	-	470	< 4.1	< 4.4	< 4.5	< 4.3	< 4.5	< 4.8	< 4.0	< 4.4	< 4.6	< 4.5	< 4.4	< 4.4
Arsenic	-	3	5.8	3.8	9.9	5.5	6.4	15	3.9	4.1	5.3	6.7	5	4.8
Barium	-	220000	65	59	80	57	58	76	41	69	80	64	95	85
Beryllium	-	2300	0.55	0.63	0.49	0.46	0.53	0.63	0.31 J	0.7	0.58	0.43 J	0.52	0.49
Cadmium	-	980	< 0.82	< 0.88	< 0.90	< 0.85	< 0.90	0.090 J	< 0.81	0.090 J	< 0.93	< 0.89	< 0.88	< 0.88
Calcium	-	-	4,800	1,400	11,000	5,100	4,900	1,400	3,200	2,200	1,000	28,000	4,100	660
Chromium	-	-	16	15	12	16	15	34	13	13	16	14	12	15
Cobalt	-	350	8.3	9.3	7	6.6	7.4	15	4.2	11	9.2	6.8	7.4	7.3
Copper	-	47000	15	16	18	16	18	60	12	22	15	16	16	11
Iron	-	820000	17,000	16,000	16,000	18,000	19,000	40,000	10,000	12,000	18,000	19,000	14,000	19,000
Lead	-	800	22	2.4 J	130	24	26	4.2 J	22	70	16	24	300	< 4.4
Magnesium	-	-	1,500	1,800	2,200	1,400	1,800	2,400	1,100	1,100	2,000	1,600	1,000	1,900
Manganese	-	26000	220	130	290	160	220	830	100	140	120	290	110	110
Mercury	-	40	0.08	0.060 J	0.1	0.065 J	0.13	< 0.080	0.040 J	0.16	0.060 J	0.82	0.1	0.020 J
Nickel	-	22000	11	14	9.2	13	12	30	7.8	14	14	10	11	13
Potassium	-	-	530	500	520	490	510	520	390	490	510	540	460	450
Selenium	-	5800	< 1.6	< 1.8	< 1.8	< 1.7	< 1.8	< 1.9	< 1.6	< 1.8	< 1.8	< 1.8	< 1.8	< 1.8
Silver	-	5800	< 0.82	< 0.88	< 0.90	< 0.85	< 0.90	< 0.96	< 0.81	< 0.88	< 0.93	< 0.89	< 0.88	< 0.88
Sodium	-	-	73 J	40 J	120 J	94 J	84 J	220	24 J	44 J	68 J	30 J	51 J	64 J
Thallium	-	12	< 1.6	< 1.8	< 1.8	< 1.7	< 1.8	< 1.9	< 1.6	< 1.8	< 1.8	< 1.8	< 1.8	< 1.8
Vanadium	-	5800	24	22	20	22	23	28	19	20	22	27	19	18
Zinc	-	350000	48	47	40	71	64	140	38	67	54	47	69	43
PCBs (mg/kg)														
Aroclor-1016 (PCB-1016)	-	27	-	-	-	-	-	-	-	-	-	-	-	-
Aroclor-1221 (PCB-1221)	-	0.72	-	-	-	-	-	-	-	-	-	-	-	-
Aroclor-1232 (PCB-1232)	-	0.72	-	-	-	-	-	-	-	-	-	-	-	-
Aroclor-1242 (PCB-1242)	-	0.97	-	-	-	-	-	-	-	-	-	-	-	-
Aroclor-1248 (PCB-1248)	-	0.94	-	-	-	-	-	-	-	-	-	-	-	-
Aroclor-1254 (PCB-1254)	-	0.97	-	-	-	-	-	-	-	-	-	-	-	-
Aroclor-1260 (PCB-1260)	-	0.99	-	-	-	-	-	-	-	-	-	-	-	-
Aroclor-1262 (PCB-1262)	-	-	-	-	-	-	-	-	-	-	-	-	-	-
Aroclor-1268 (PCB-1268)	-	-	-	-	-	-	-	-	-	-	-	-	-	-
Polychlorinated biphenyls (PCBs)	-	0.97	-	-	-	-	-	-	-	-	-	-	-	-

NOTES

- Bold where detected; highlighted where exceeds
- mg/kg = milligrams per kilogram
- ft bgs = feet below ground surface
- = screening level not available/sample not analyzed
- < = not detected at the indicated reporting limit
- J = estimated value
- P = relative percent difference between results for the two columns exceeds the method-specified criteria
- PCBs = polychlorinated biphenyls
- 1. DC Tier 0 Standards from the Tier 0 Standard Final Rulemaking published at 40 DCR 7835, 7892 (November 12, 1993); as amended by Final Rulemaking published at 46 DCR 7699 (October 1, 1999)
- 2. United States Environmental Protection Agency (EPA) Regional Screening Level (RSL) Summary Table (June 2015)

TABLE 2
 SUMMARY OF SOIL SAMPLE ANALYTICAL RESULTS AND EXCEEDANCES - METALS AND PCBs
 BUZZARD POINT D.C. UNITED SOCCER STADIUM DEVELOPMENT
 WASHINGTON, D.C.

Location Sample Date Sample Name Sample Type Sample Depth Interval (ft bgs)	DC Tier 0 Soil Standards ¹	EPA Regional Screening Level for Industrial Soil ²	DP-118 07/21/2015 DP-118-SO-010-01 Primary 0.5 - 1	DP-118 07/21/2015 DP-118-SO-010-02 Duplicate 0.5 - 1	DP-118 07/21/2015 DP-118-SO-050-01 Primary 4.5 - 5	DP-118 07/21/2015 DP-118-SO-100-01 Primary 9.5 - 10	DP-119 07/21/2015 DP-119-SO-010-01 Primary 0.5 - 1	DP-119 07/21/2015 DP-119-SO-050-01 Primary 4.5 - 5	DP-119 07/21/2015 DP-119-SO-100-01 Primary 9.5 - 10	DP-120 07/21/2015 DP-120-SO-010-01 Primary 0.5 - 1	DP-120 07/21/2015 DP-120-SO-050-01 Primary 4.5 - 5	DP-120 07/21/2015 DP-120-SO-100-01 Primary 9.5 - 10	DP-121 07/21/2015 DP-121-SO-010-01 Primary 0.5 - 1	DP-121 07/21/2015 DP-121-SO-050-01 Primary 4.5 - 5
Inorganic Compounds (mg/kg)	mg/kg	mg/kg												
Aluminum	-	1.10E+06	5,200	6,100	7,400	8,200	7,000	6,900	3,700	4,000	7,500	7,900	2,200	6,800
Antimony	-	470	< 4.2	< 4.5	< 4.5	< 4.6	< 4.1	< 4.5	2.8 J	< 4.1	< 4.6	< 4.8	< 4.1	< 4.4
Arsenic	-	3	2.8	2.2	3.7	4.5	6.3	3.8	6.1	2	5.5	8	1.7	2.9
Barium	-	220000	32	130	51	62	44	150	32	9.9	150	78	6.2	77
Beryllium	-	2300	0.22 J	0.24 J	0.67	0.59	0.23 J	0.59	0.32 J	0.14 J	0.6	0.57	0.13 J	0.53
Cadmium	-	980	< 0.84	< 0.90	< 0.90	< 0.92	< 0.81	< 0.91	< 0.88	< 0.82	0.76 J	< 0.96	< 0.82	< 0.89
Calcium	-	-	29,000	58,000	990	570	48,000	6,900	2,100	3,500	8,000	730	380	8,900
Chromium	-	-	17	16	14	13	24	12	8.4	10	13	15	6.1	11
Cobalt	-	350	3.8	3.4	6.7	8.8	6.5	7.1	5.8	1.0 J	6.7	7.3	0.60 J	6.3
Copper	-	47000	10	11	14	12	14	320	16	4	16	13	2.9	12
Iron	-	820000	11,000	9,400	21,000	22,000	12,000	13,000	19,000	9,200	24,000	24,000	9,000	16,000
Lead	-	800	11	14	13	0.75 J	8.3	180	270	1.7 J	530	1.6 J	< 4.1	230
Magnesium	-	-	5,000	11,000	1,700	2,100	7,800	1,200	920	520	1,600	1,700	110	1,400
Manganese	-	26000	110	150	140	220	140	160	260	27	150	160	22	220
Mercury	-	40	0.020 J	0.030 J	< 0.070	0.030 J	0.030 J	0.43	0.07	0.020 J	1.7	0.030 J	0.020 J	0.23
Nickel	-	22000	26	14	11	13	71	9.8	9.7	2.9	10	11	1.5 J	8.6
Potassium	-	-	420	620	400	390	630	540	300	200 J	580	450	100 J	550
Selenium	-	5800	0.45 J	0.49 J	0.44 J	0.36 J	0.61 J	0.29 J	< 1.8	< 1.6	0.42 J	< 1.9	< 1.6	0.56 J
Silver	-	5800	< 0.84	< 0.90	< 0.90	< 0.92	< 0.81	< 0.91	0.18 J	< 0.82	< 0.92	< 0.96	< 0.82	< 0.89
Sodium	-	-	140 J	220	63 J	86 J	360	230	69 J	440	180	130 J	40 J	170 J
Thallium	-	12	< 1.7	< 1.8	< 1.8	< 1.8	< 1.6	< 1.8	< 1.8	< 1.6	< 1.8	< 1.9	< 1.6	< 1.8
Vanadium	-	5800	23	22	19	18	22	20	10	15	18	20	12	17
Zinc	-	350000	20	56	38	40	22	100	27	5.7	260	36	4.2	50
PCBs (mg/kg)														
Aroclor-1016 (PCB-1016)	-	27	-	-	-	-	-	-	-	-	-	-	-	-
Aroclor-1221 (PCB-1221)	-	0.72	-	-	-	-	-	-	-	-	-	-	-	-
Aroclor-1232 (PCB-1232)	-	0.72	-	-	-	-	-	-	-	-	-	-	-	-
Aroclor-1242 (PCB-1242)	-	0.97	-	-	-	-	-	-	-	-	-	-	-	-
Aroclor-1248 (PCB-1248)	-	0.94	-	-	-	-	-	-	-	-	-	-	-	-
Aroclor-1254 (PCB-1254)	-	0.97	-	-	-	-	-	-	-	-	-	-	-	-
Aroclor-1260 (PCB-1260)	-	0.99	-	-	-	-	-	-	-	-	-	-	-	-
Aroclor-1262 (PCB-1262)	-	-	-	-	-	-	-	-	-	-	-	-	-	-
Aroclor-1268 (PCB-1268)	-	-	-	-	-	-	-	-	-	-	-	-	-	-
Polychlorinated biphenyls (PCBs)	-	0.97	-	-	-	-	-	-	-	-	-	-	-	-

NOTES
 Bold where detected; highlighted where exceeds
 mg/kg = milligrams per kilogram
 ft bgs = feet below ground surface
 -- = screening level not available/sample not analyzed
 < = not detected at the indicated reporting limit
 J = estimated value
 P = relative percent difference between results for the two columns exceeds the method-specified criteria
 PCBs = polychlorinated biphenyls
 1. DC Tier 0 Standards from the Tier 0 Standard Final Rulemaking published at 40 DCR 7835, 7892 (November 12, 1993); as amended by Final Rulemaking published at 46 DCR 7699 (October 1, 1999)
 2. United States Environmental Protection Agency (EPA) Regional Screening Level (RSL) Summary Table (June 2015)

TABLE 2
 SUMMARY OF SOIL SAMPLE ANALYTICAL RESULTS AND EXCEEDANCES - METALS AND PCBs
 BUZZARD POINT D.C. UNITED SOCCER STADIUM DEVELOPMENT
 WASHINGTON, D.C.

Location Sample Date Sample Name Sample Type Sample Depth Interval (ft bgs)	DC Tier 0 Soil Standards ¹	EPA Regional Screening Level for Industrial Soil ²	DP-121 07/21/2015 DP-121-SO-100-01 Primary 9.5 - 10	DP-122 07/21/2015 DP-122-SO-010-01 Primary 0.5 - 1	DP-122 07/21/2015 DP-122-SO-050-01 Primary 4.5 - 5	DP-122 07/21/2015 DP-122-SO-100-01 Primary 9.5 - 10	DP-123 07/21/2015 DP-123-SO-010-01 Primary 0.5 - 1	DP-123 07/21/2015 DP-123-SO-050-01 Primary 4.5 - 5	DP-123 07/21/2015 DP-123-SO-100-01 Primary 9.5 - 10	DP-124 07/22/2015 DP-124-SO-010-01 Primary 0.5 - 1	DP-124 07/22/2015 DP-124-SO-050-01 Primary 4.5 - 5	DP-124 07/22/2015 DP-124-SO-100-01 Primary 9.5 - 10	DP-125 07/22/2015 DP-125-SO-010-01 Primary 0.5 - 1	DP-125 07/22/2015 DP-125-SO-050-01 Primary 4.5 - 5
Inorganic Compounds (mg/kg)	mg/kg	mg/kg												
Aluminum	-	1.10E+06	6,700	2,600	7,700	7,500	3,800	6,300	7,700	4,900	5,600	8,100	4,200	7,000
Antimony	-	470	< 4.5	< 4.2	< 4.6	< 4.5	< 4.3	< 4.4	< 4.6	< 4.3	< 4.5	< 4.7	< 4.2	< 4.8
Arsenic	-	3	3	0.84	2.4	1.1	2	12	1.3	1.6	1.6	< 0.94	0.17 J	0.29 J
Barium	-	220000	58	8.3	130	67	12	160	71	28	140	61	47	120
Beryllium	-	2300	0.49	0.32 J	0.57	0.54	0.57	0.61	0.6	0.16 J	0.39 J	0.62	0.14 J	0.6
Cadmium	-	980	< 0.90	< 0.84	< 0.92	< 0.91	< 0.86	0.68 J	< 0.93	< 0.86	< 0.90	< 0.94	< 0.84	< 0.96
Calcium	-	-	1,200	260	11,000	2,000	270	11,000	1,200	54,000	36,000	870	14,000	11,000
Chromium	-	-	11	19	16	17	29	80	16	22	12	16	15	14
Cobalt	-	350	6.5	1.5 J	8.1	7.8	2.3	11	7.2	4.5	5.2	8.4	2.7	8.2
Copper	-	47000	12	4.2	17	14	6.3	52	16	18	13	15	10	16
Iron	-	820000	14,000	16,000	19,000	18,000	24,000	17,000	17,000	12,000	11,000	17,000	8,100	16,000
Lead	-	800	14	4.8	60	19	6.6	140	16	13	520	15	13	490
Magnesium	-	-	1,700	130	2,700	2,000	170	12,000	2,100	17,000	3,700	2,200	2,900	1,800
Manganese	-	26000	110	32	200	120	43	170	100	140	190	130	73	160
Mercury	-	40	0.030 J	0.020 J	0.09	0.1	< 0.070	0.29	0.09	0.020 J	0.73	0.09	0.020 J	0.45
Nickel	-	22000	11	3.8	12	13	5.4	90	14	30	7.4	14	17	12
Potassium	-	-	380	140 J	830	510	210	620	520	370	720	500	400	590
Selenium	-	5800	< 1.8	< 1.7	< 1.8	< 1.8	< 1.7	2.2	< 1.9	< 1.7	0.30 J	0.29 J	< 1.7	< 1.9
Silver	-	5800	< 0.90	< 0.84	< 0.92	< 0.91	< 0.86	< 0.88	< 0.93	< 0.86	< 0.90	< 0.94	< 0.84	< 0.96
Sodium	-	-	130 J	62 J	340	160 J	200	370	150 J	220	300	140 J	430	330
Thallium	-	12	< 1.8	< 1.7	< 1.8	< 1.8	< 1.7	< 1.8	< 1.9	< 1.7	< 1.8	< 1.9	< 1.7	< 1.9
Vanadium	-	5800	16	13	24	20	19	20	21	34	18	21	23	21
Zinc	-	350000	43	9	180	43	14	270	44	22	99	46	13	140
PCBs (mg/kg)														
Aroclor-1016 (PCB-1016)	-	27	-	-	-	-	-	-	-	-	-	-	-	-
Aroclor-1221 (PCB-1221)	-	0.72	-	-	-	-	-	-	-	-	-	-	-	-
Aroclor-1232 (PCB-1232)	-	0.72	-	-	-	-	-	-	-	-	-	-	-	-
Aroclor-1242 (PCB-1242)	-	0.97	-	-	-	-	-	-	-	-	-	-	-	-
Aroclor-1248 (PCB-1248)	-	0.94	-	-	-	-	-	-	-	-	-	-	-	-
Aroclor-1254 (PCB-1254)	-	0.97	-	-	-	-	-	-	-	-	-	-	-	-
Aroclor-1260 (PCB-1260)	-	0.99	-	-	-	-	-	-	-	-	-	-	-	-
Aroclor-1262 (PCB-1262)	-	-	-	-	-	-	-	-	-	-	-	-	-	-
Aroclor-1268 (PCB-1268)	-	-	-	-	-	-	-	-	-	-	-	-	-	-
Polychlorinated biphenyls (PCBs)	-	0.97	-	-	-	-	-	-	-	-	-	-	-	-

NOTES
 Bold where detected; highlighted where exceeds
 mg/kg = milligrams per kilogram
 ft bgs = feet below ground surface
 -- = screening level not available/sample not analyzed
 < = not detected at the indicated reporting limit
 J = estimated value
 P = relative percent difference between results for the two columns exceeds the method-specified criteria
 PCBs = polychlorinated biphenyls
 1. DC Tier 0 Standards from the Tier 0 Standard Final Rulemaking published at 40 DCR 7835, 7892 (November 12, 1993); as amended by Final Rulemaking published at 46 DCR 7699 (October 1, 1999)
 2. United States Environmental Protection Agency (EPA) Regional Screening Level (RSL) Summary Table (June 2015)

TABLE 2
 SUMMARY OF SOIL SAMPLE ANALYTICAL RESULTS AND EXCEEDANCES - METALS AND PCBs
 BUZZARD POINT D.C. UNITED SOCCER STADIUM DEVELOPMENT
 WASHINGTON, D.C.

Location	DC Tier 0 Soil Standards ¹	EPA Regional Screening Level for Industrial Soil ²	DP-125 07/22/2015 DP-125-SO-100-01 Primary 9.5 - 10	DP-125 07/22/2015 DP-125-SO-100-02 Duplicate 9.5 - 10	DP-126 07/22/2015 DP-126-SO-010-01 Primary 0.5 - 1	DP-126 07/22/2015 DP-126-SO-050-01 Primary 4.5 - 5	DP-126 07/22/2015 DP-126-SO-100-01 Primary 9.5 - 10	DP-127 07/22/2015 DP-127-SO-010-01 Primary 0.5 - 1	DP-127 07/22/2015 DP-127-SO-050-01 Primary 4.5 - 5	DP-127 07/22/2015 DP-127-SO-100-01 Primary 9.5 - 10	DP-128 07/22/2015 DP-128-SO-010-01 Primary 0.5 - 1	DP-128 07/22/2015 DP-128-SO-050-01 Primary 4.5 - 5	DP-128 07/22/2015 DP-128-SO-100-01 Primary 9.5 - 10	DP-129 07/22/2015 DP-129-SO-010-01 Primary 0.5 - 1
Inorganic Compounds (mg/kg)	mg/kg	mg/kg												
Aluminum	-	1.10E+06	10,000	6,200	5,100	6,200	6,400	7,600	9,000	10,000	5,700	7,200	5,800	9,700
Antimony	-	470	< 4.7	< 4.7	< 4.5	< 4.2	< 4.5	< 4.3	< 4.4	< 4.7	< 4.2	< 4.4	< 4.6	< 4.4
Arsenic	-	3	< 0.94	< 0.93	1.2	7.4	< 0.91	2.8	< 0.88	0.67 J	9.7	0.94	< 0.93	1.3
Barium	-	220000	95	70	40	56	74	34	70	29	34	43	54	40
Beryllium	-	2300	0.83	0.58	0.15 J	0.47	0.51	0.19 J	0.39 J	0.23 J	0.25 J	0.30 J	0.52	0.29 J
Cadmium	-	980	< 0.94	< 0.93	< 0.90	< 0.85	< 0.91	< 0.86	< 0.88	< 0.95	0.090 J	< 0.87	< 0.93	< 0.88
Calcium	-	-	1,600	4,000	69,000	950	15,000	14,000	39,000	1,500	11,000	1,400	2,600	930
Chromium	-	-	18	13	27	13	15	26	43	14	26	10	14	17
Cobalt	-	350	8.6	7.6	5.2	5.8	9.2	6.8	7.1	3.2	5.7	5.2	6.9	3.2
Copper	-	47000	16	12	11	8.8	15	35	21	12	24	12	14	6
Iron	-	820000	21,000	17,000	8,300	18,000	15,000	16,000	14,000	24,000	16,000	19,000	14,000	14,000
Lead	-	800	22	32	16	28	31	15	22	13	40	21	22	12
Magnesium	-	-	2,900	1,500	9,000	970	1,600	7,100	7,800	450	4,600	600	1,600	1,300
Manganese	-	26000	120	250	150	96	110	180	280	81	150	140	110	84
Mercury	-	40	0.060 J	0.020 J	0.030 J	0.55	0.12	0.040 J	0.070 J	0.030 J	0.09	0.020 J	0.22	0.040 J
Nickel	-	22000	16	9.7	46	6.3	14	33	32	5	31	6.7	9.2	10
Potassium	-	-	530	490	490	500	470	660	1,400	380	360	390	440	380
Selenium	-	5800	< 1.9	< 1.9	< 1.8	0.44 J	0.45 J	< 1.7	< 1.8	< 1.9	0.30 J	0.33 J	< 1.9	0.31 J
Silver	-	5800	< 0.94	< 0.93	< 0.90	< 0.85	< 0.91	< 0.86	< 0.88	< 0.95	< 0.85	< 0.87	< 0.93	< 0.88
Sodium	-	-	170 J	120 J	230	120 J	170 J	94 J	94 J	< 190	120 J	< 170	170 J	62 J
Thallium	-	12	0.46 J	< 1.9	< 1.8	0.39 J	< 1.8	< 1.7	< 1.8	0.59 J	< 1.7	< 1.7	0.66 J	0.44 J
Vanadium	-	5800	24	19	23	21	18	38	32	30	34	24	21	24
Zinc	-	350000	60	66	24	57	44	29	32	21	41	34	36	19
PCBs (mg/kg)														
Aroclor-1016 (PCB-1016)	-	27	-	-	-	-	-	-	-	-	-	-	-	-
Aroclor-1221 (PCB-1221)	-	0.72	-	-	-	-	-	-	-	-	-	-	-	-
Aroclor-1232 (PCB-1232)	-	0.72	-	-	-	-	-	-	-	-	-	-	-	-
Aroclor-1242 (PCB-1242)	-	0.97	-	-	-	-	-	-	-	-	-	-	-	-
Aroclor-1248 (PCB-1248)	-	0.94	-	-	-	-	-	-	-	-	-	-	-	-
Aroclor-1254 (PCB-1254)	-	0.97	-	-	-	-	-	-	-	-	-	-	-	-
Aroclor-1260 (PCB-1260)	-	0.99	-	-	-	-	-	-	-	-	-	-	-	-
Aroclor-1262 (PCB-1262)	-	-	-	-	-	-	-	-	-	-	-	-	-	-
Aroclor-1268 (PCB-1268)	-	-	-	-	-	-	-	-	-	-	-	-	-	-
Polychlorinated biphenyls (PCBs)	-	0.97	-	-	-	-	-	-	-	-	-	-	-	-

NOTES
 Bold where detected; highlighted where exceeds
 mg/kg = milligrams per kilogram
 ft bgs = feet below ground surface
 -- = screening level not available/sample not analyzed
 < = not detected at the indicated reporting limit
 J = estimated value
 P = relative percent difference between results for the two columns exceeds the method-specified criteria
 PCBs = polychlorinated biphenyls
 1. DC Tier 0 Standards from the Tier 0 Standard Final Rulemaking published at 40 DCR 7835, 7892 (November 12, 1993); as amended by Final Rulemaking published at 46 DCR 7699 (October 1, 1999)
 2. United States Environmental Protection Agency (EPA) Regional Screening Level (RSL) Summary Table (June 2015)

TABLE 2
 SUMMARY OF SOIL SAMPLE ANALYTICAL RESULTS AND EXCEEDANCES - METALS AND PCBs
 BUZZARD POINT D.C. UNITED SOCCER STADIUM DEVELOPMENT
 WASHINGTON, D.C.

Location	DC Tier 0 Soil Standards ¹	EPA Regional Screening Level for Industrial Soil ²	DP-129 07/22/2015 DP-129-SO-050-01 Primary 4.5 - 5	DP-129 07/22/2015 DP-129-SO-100-01 Primary 9.5 - 10	DP-130 07/22/2015 DP-130-SO-010-01 Primary 0.5 - 1	DP-130 07/22/2015 DP-130-SO-050-01 Primary 4.5 - 5	DP-130 07/22/2015 DP-130-SO-100-01 Primary 9.5 - 10	DP-131 07/22/2015 DP-131-SO-010-01 Primary 0.5 - 1	DP-131 07/22/2015 DP-131-SO-050-01 Primary 4.5 - 5	DP-131 07/22/2015 DP-131-SO-100-01 Primary 9.5 - 10	DP-132 07/22/2015 DP-132-SO-010-01 Primary 0.5 - 1	DP-132 07/22/2015 DP-132-SO-050-01 Primary 4.5 - 5	DP-132 07/22/2015 DP-132-SO-100-01 Primary 9.5 - 10	DP-133 07/22/2015 DP-133-SO-010-01 Primary 0.5 - 1
Inorganic Compounds (mg/kg)	mg/kg	mg/kg												
Aluminum	-	1.10E+06	6,200	8,500	6,000	3,700	7,900	5,000	4,100	7,600	5,400	4,300	9,600	7,400
Antimony	-	470	< 4.6	< 4.6	< 4.4	< 4.3	< 4.8	< 4.0	< 4.5	< 4.5	< 4.2	< 4.3	< 4.7	< 4.4
Arsenic	-	3	5.9	< 0.92	1.4	0.94	< 0.95	< 0.80	4.3	< 0.89	1.8	0.39 J	0.79 J	15
Barium	-	220000	91	70	51	16	72	9.2	20	66	44	28	59	29
Beryllium	-	2300	0.56	0.64	0.43 J	0.16 J	0.66	< 0.40	0.22 J	0.6	0.26 J	0.29 J	0.54	< 0.44
Cadmium	-	980	< 0.91	< 0.92	< 0.88	< 0.87	< 0.95	< 0.80	< 0.90	< 0.89	0.14 J	< 0.86	< 0.94	< 0.89
Calcium	-	-	4,000	1,100	3,400	750	1,300	2,700	3,600	970	42,000	1,100	760	9,100
Chromium	-	-	14	18	23	13	16	11	26	16	12	10	19	16
Cobalt	-	350	8.2	9.5	7.7	1.4 J	7.7	6.6	6.4	8.1	4.1	3.2	7.3	7.5
Copper	-	47000	17	16	17	6.2	16	53	19	14	19	7.5	12	49
Iron	-	820000	15,000	19,000	20,000	12,000	19,000	10,000	13,000	19,000	12,000	11,000	20,000	19,000
Lead	-	800	64	14	73	23	39	3.7 J	34	12	77	19	26	10
Magnesium	-	-	1,100	2,600	4,300	510	1,900	3,400	6,800	2,200	2,800	580	1,300	4,500
Manganese	-	26000	260	160	200	26	200	93	130	180	140	64	140	170
Mercury	-	40	0.22	0.040 J	0.17	0.08	0.28	< 0.070	0.050 J	0.030 J	0.12	0.040 J	0.060 J	0.08
Nickel	-	22000	9.6	16	43	4.4	12	11	55	13	8.5	4.7	9.6	15
Potassium	-	-	460	470	430	200 J	440	270	340	410	360	270	420	490
Selenium	-	5800	< 1.8	< 1.8	< 1.8	0.38 J	0.38 J	< 1.6	< 1.8	0.35 J	< 1.7	< 1.7	0.45 J	< 1.8
Silver	-	5800	< 0.91	< 0.92	< 0.88	< 0.87	< 0.95	< 0.80	< 0.90	< 0.89	< 0.85	< 0.86	< 0.94	< 0.89
Sodium	-	-	42 J	< 180	160 J	86 J	39 J	390	160 J	85 J	68 J	44 J	110 J	340
Thallium	-	12	< 1.8	0.40 J	< 1.8	0.45 J	< 1.9	< 1.6	< 1.8	< 1.8	< 1.7	< 1.7	< 1.9	< 1.8
Vanadium	-	5800	24	23	23	21	22	48	25	20	20	15	33	70
Zinc	-	350000	48	52	62	13	46	18	28	43	52	27	33	46
PCBs (mg/kg)														
Aroclor-1016 (PCB-1016)	-	27	-	-	-	-	-	-	-	-	-	-	-	-
Aroclor-1221 (PCB-1221)	-	0.72	-	-	-	-	-	-	-	-	-	-	-	-
Aroclor-1232 (PCB-1232)	-	0.72	-	-	-	-	-	-	-	-	-	-	-	-
Aroclor-1242 (PCB-1242)	-	0.97	-	-	-	-	-	-	-	-	-	-	-	-
Aroclor-1248 (PCB-1248)	-	0.94	-	-	-	-	-	-	-	-	-	-	-	-
Aroclor-1254 (PCB-1254)	-	0.97	-	-	-	-	-	-	-	-	-	-	-	-
Aroclor-1260 (PCB-1260)	-	0.99	-	-	-	-	-	-	-	-	-	-	-	-
Aroclor-1262 (PCB-1262)	-	-	-	-	-	-	-	-	-	-	-	-	-	-
Aroclor-1268 (PCB-1268)	-	-	-	-	-	-	-	-	-	-	-	-	-	-
Polychlorinated biphenyls (PCBs)	-	0.97	-	-	-	-	-	-	-	-	-	-	-	-

NOTES
 Bold where detected; highlighted where exceeds
 mg/kg = milligrams per kilogram
 ft bgs = feet below ground surface
 -- = screening level not available/sample not analyzed
 < = not detected at the indicated reporting limit
 J = estimated value
 P = relative percent difference between results for the two columns exceeds the method-specified criteria
 PCBs = polychlorinated biphenyls
 1. DC Tier 0 Standards from the Tier 0 Standard Final Rulemaking published at 40 DCR 7835, 7892 (November 12, 1993); as amended by Final Rulemaking published at 46 DCR 7699 (October 1, 1999)
 2. United States Environmental Protection Agency (EPA) Regional Screening Level (RSL) Summary Table (June 2015)

TABLE 2
 SUMMARY OF SOIL SAMPLE ANALYTICAL RESULTS AND EXCEEDANCES - METALS AND PCBs
 BUZZARD POINT D.C. UNITED SOCCER STADIUM DEVELOPMENT
 WASHINGTON, D.C.

Location Sample Date Sample Name Sample Type Sample Depth Interval (ft bgs)	DC Tier 0 Soil Standards ¹	EPA Regional Screening Level for Industrial Soil ²	DP-133 07/22/2015 DP-133-SO-050-01 Primary 4.5 - 5	DP-133 07/22/2015 DP-133-SO-100-01 Primary 9.5 - 10	DP-133 07/22/2015 DP-133-SO-100-02 Duplicate 9.5 - 10	DP-134 07/22/2015 DP-134-SO-010-01 Primary 0.5 - 1	DP-134 07/22/2015 DP-134-SO-050-01 Primary 4.5 - 5	DP-134 07/22/2015 DP-134-SO-100-01 Primary 9.5 - 10	DP-135 07/22/2015 DP-135-SO-010-01 Primary 0.5 - 1	DP-135 07/22/2015 DP-135-SO-050-01 Primary 4.5 - 5	DP-137 07/23/2015 DP-137-SO-010-01 Primary 0.5 - 1	DP-137 07/23/2015 DP-137-SO-050-01 Primary 4.5 - 5	DP-137 07/23/2015 DP-137-SO-100-01 Primary 9.5 - 10	DP-138 07/23/2015 DP-138-SO-010-01 Primary 0.5 - 1
Inorganic Compounds (mg/kg)	mg/kg	mg/kg												
Aluminum	-	1.10E+06	12,000	10,000	10,000	7,900	7,200	13,000	6,900	8,600	5,300	9,400	13,000	7,100
Antimony	-	470	< 4.7	< 4.6	< 4.6	< 4.3	< 4.4	< 4.7	< 4.5	< 4.4	< 4.4	0.86 J	< 4.7	1.4 J
Arsenic	-	3	12	11	10	9.5	5.7	15	11	5.3	5.8	7.1	5.6	3.8
Barium	-	220000	52	56	56	57	54	66	53	75	13	150	350	42
Beryllium	-	2300	0.74	0.66	0.63	0.32 J	0.34 J	0.67	0.36 J	0.45	< 0.44	0.55	0.68	0.36 J
Cadmium	-	980	< 0.94	< 0.93	< 0.92	0.10 J	0.090 J	< 0.95	0.12 J	0.070 J	< 0.87	< 0.91	< 0.95	< 0.84
Calcium	-	-	100	120	110	40,000	50,000	1,400	55,000	54,000	36,000	4,000	2,200	8,000
Chromium	-	-	19	14	15	47	26	20	46	30	12	19	19	14
Cobalt	-	350	8.4	15	11	8.6	5.3	10	8.3	4.4	4.2	7.6	6.5	7.2
Copper	-	47000	15	14	14	20	15	15	12	11	26	30	14	15
Iron	-	820000	25,000	22,000	21,000	15,000	10,000	29,000	21,000	9,400	10,000	19,000	23,000	17,000
Lead	-	800	< 4.7	< 4.6	< 4.6	23	21	< 4.7	15	24	6.2	200	18	40
Magnesium	-	-	2,600	2,200	2,200	11,000	5,800	2,000	12,000	7,000	20,000	1,600	1,600	1,200
Manganese	-	26000	250	460	290	230	200	260	210	500	150	370	260	200
Mercury	-	40	0.020 J	0.030 J	0.030 J	0.09	0.09	0.16	0.060 J	0.050 J	0.040 J	1.6	0.030 J	0.51
Nickel	-	22000	14	13	13	86	30	12	78	19	11	12	10	9.1
Potassium	-	-	500	470	470	920	810	560	600	750	360	800	710	590
Selenium	-	5800	< 1.9	< 1.8	< 1.8	< 1.7	< 1.7	< 1.9	< 1.8	< 1.8	0.41 J	0.38 J	0.38 J	< 1.7
Silver	-	5800	< 0.94	< 0.93	< 0.92	< 0.86	< 0.87	< 0.95	< 0.90	< 0.88	< 0.87	< 0.91	< 0.95	< 0.84
Sodium	-	-	73 J	87 J	78 J	380	260	83 J	150 J	250	310	96 J	86 J	58 J
Thallium	-	12	< 1.9	< 1.8	< 1.8	< 1.7	< 1.7	< 1.9	< 1.8	< 1.8	< 1.7	< 1.8	< 1.9	< 1.7
Vanadium	-	5800	28	24	24	35	23	32	26	38	38	22	29	24
Zinc	-	350000	49	46	45	37	30	44	34	31	26	120	560	39
PCBs (mg/kg)														
Aroclor-1016 (PCB-1016)	-	27	-	-	-	-	-	-	-	-	-	-	-	-
Aroclor-1221 (PCB-1221)	-	0.72	-	-	-	-	-	-	-	-	-	-	-	-
Aroclor-1232 (PCB-1232)	-	0.72	-	-	-	-	-	-	-	-	-	-	-	-
Aroclor-1242 (PCB-1242)	-	0.97	-	-	-	-	-	-	-	-	-	-	-	-
Aroclor-1248 (PCB-1248)	-	0.94	-	-	-	-	-	-	-	-	-	-	-	-
Aroclor-1254 (PCB-1254)	-	0.97	-	-	-	-	-	-	-	-	-	-	-	-
Aroclor-1260 (PCB-1260)	-	0.99	-	-	-	-	-	-	-	-	-	-	-	-
Aroclor-1262 (PCB-1262)	-	-	-	-	-	-	-	-	-	-	-	-	-	-
Aroclor-1268 (PCB-1268)	-	-	-	-	-	-	-	-	-	-	-	-	-	-
Polychlorinated biphenyls (PCBs)	-	0.97	-	-	-	-	-	-	-	-	-	-	-	-

NOTES
 Bold where detected; highlighted where exceeds
 mg/kg = milligrams per kilogram
 ft bgs = feet below ground surface
 -- = screening level not available/sample not analyzed
 < = not detected at the indicated reporting limit
 J = estimated value
 P = relative percent difference between results for the two columns exceeds the method-specified criteria
 PCBs = polychlorinated biphenyls
 1. DC Tier 0 Standards from the Tier 0 Standard Final Rulemaking published at 40 DCR 7835, 7892 (November 12, 1993); as amended by Final Rulemaking published at 46 DCR 7699 (October 1, 1999)
 2. United States Environmental Protection Agency (EPA) Regional Screening Level (RSL) Summary Table (June 2015)

TABLE 2
 SUMMARY OF SOIL SAMPLE ANALYTICAL RESULTS AND EXCEEDANCES - METALS AND PCBs
 BUZZARD POINT D.C. UNITED SOCCER STADIUM DEVELOPMENT
 WASHINGTON, D.C.

Location	DC Tier 0 Soil Standards ¹	EPA Regional Screening Level for Industrial Soil ²	DP-138 07/23/2015 DP-138-SO-050-01 Primary 4.5 - 5	DP-138 07/23/2015 DP-138-SO-100-01 Primary 9.5 - 10	DP-139 07/23/2015 DP-139-SO-010-01 Primary 0.5 - 1	DP-139 07/23/2015 DP-139-SO-050-01 Primary 4.5 - 5	DP-139 07/23/2015 DP-139-SO-100-01 Primary 9.5 - 10	DP-139 07/23/2015 DP-139-SO-100-02 Duplicate 9.5 - 10	DP-140 07/23/2015 DP-140-SO-010-01 Primary 0.5 - 1	DP-140 07/23/2015 DP-140-SO-050-01 Primary 4.5 - 5	DP-140 07/23/2015 DP-140-SO-100-01 Primary 9.5 - 10	DP-141 07/23/2015 DP-141-SO-010-01 Primary 0.5 - 1	DP-141 07/23/2015 DP-141-SO-050-01 Primary 4.5 - 5	DP-141 07/23/2015 DP-141-SO-100-01 Primary 9.5 - 10
Inorganic Compounds (mg/kg)	mg/kg	mg/kg												
Aluminum	-	1.10E+06	6,800	3,400	3,800	6,700	6,700	8,200	3,800	7,000	3,600	7,200	9,300	3,400
Antimony	-	470	< 4.7	2.7 J	< 4.4	1.2 J	2.1 J	4.0 J	< 4.3	1.0 J	10	< 4.3	< 4.5	0.79 J
Arsenic	-	3	8.9	7	2.9	10	11	14	5.7	47	33	8.6	10	6.4
Barium	-	220000	63	45	7.4	62	91	92	10	150	310	100	90	120
Beryllium	-	2300	0.68	0.24 J	< 0.44	0.54	0.49	0.6	< 0.43	1.2	0.53	0.59	0.7	0.27 J
Cadmium	-	980	0.080 J	0.080 J	< 0.87	0.38 J	0.30 J	0.34 J	< 0.86	0.23 J	7.6	0.28 J	0.16 J	0.24 J
Calcium	-	-	1,400	28,000	590	8,600	10,000	11,000	820	3,400	4,100	5,000	2,500	6,700
Chromium	-	-	14	11	7.2	14	15	19	10	14	16	15	15	7.9
Cobalt	-	350	9.1	4.6	< 1.7	7.6	8.1	7.3	3	8.5	4.7	7.9	6.4	3.6
Copper	-	47000	14	11	2	23	47	54	5.5	48	75	28	14	18
Iron	-	820000	16,000	9,400	6,000	18,000	18,000	24,000	11,000	20,000	33,000	15,000	18,000	8,500
Lead	-	800	9.2	55	1.9 J	140	230	400	1.9 J	240	1,100	84	38	360
Magnesium	-	-	1,400	1,000	120	1,500	1,400	3,600	450	940	580	1,300	1,400	510
Manganese	-	26000	140	180	3.9	180	220	240	47	280	220	130	190	160
Mercury	-	40	0.12	0.52	1.1	0.47	1.1	2.1	0.020 J	13	0.46	1.5	1.6	1.2
Nickel	-	22000	12	6.5	0.56 J	12	14	21	2.2	14	9.5	11	10	6.8
Potassium	-	-	590	360	160 J	600	600	660	160 J	580	280	550	550	420
Selenium	-	5800	< 1.9	< 1.8	< 1.7	< 1.8	< 1.8	< 1.8	< 1.7	2.5	0.49 J	< 1.7	< 1.8	< 1.9
Silver	-	5800	< 0.94	< 0.91	< 0.87	< 0.89	< 0.91	< 0.92	< 0.86	< 0.90	< 1.0	< 0.85	< 0.89	< 0.94
Sodium	-	-	64 J	140 J	51 J	170 J	140 J	140 J	110 J	210	190 J	140 J	60 J	150 J
Thallium	-	12	< 1.9	< 1.8	< 1.7	< 1.8	< 1.8	< 1.8	< 1.7	< 1.8	< 2.0	< 1.7	< 1.8	< 1.9
Vanadium	-	5800	21	16	16	22	21	30	22	27	16	24	25	13
Zinc	-	350000	42	50	1.3 J	72	160	180	7	110	1,900	100	69	130
PCBs (mg/kg)														
Aroclor-1016 (PCB-1016)	-	27	-	-	-	-	-	-	-	-	-	-	-	-
Aroclor-1221 (PCB-1221)	-	0.72	-	-	-	-	-	-	-	-	-	-	-	-
Aroclor-1232 (PCB-1232)	-	0.72	-	-	-	-	-	-	-	-	-	-	-	-
Aroclor-1242 (PCB-1242)	-	0.97	-	-	-	-	-	-	-	-	-	-	-	-
Aroclor-1248 (PCB-1248)	-	0.94	-	-	-	-	-	-	-	-	-	-	-	-
Aroclor-1254 (PCB-1254)	-	0.97	-	-	-	-	-	-	-	-	-	-	-	-
Aroclor-1260 (PCB-1260)	-	0.99	-	-	-	-	-	-	-	-	-	-	-	-
Aroclor-1262 (PCB-1262)	-	-	-	-	-	-	-	-	-	-	-	-	-	-
Aroclor-1268 (PCB-1268)	-	-	-	-	-	-	-	-	-	-	-	-	-	-
Polychlorinated biphenyls (PCBs)	-	0.97	-	-	-	-	-	-	-	-	-	-	-	-

NOTES
 Bold where detected; highlighted where exceeds
 mg/kg = milligrams per kilogram
 ft bgs = feet below ground surface
 -- = screening level not available/sample not analyzed
 < = not detected at the indicated reporting limit
 J = estimated value
 P = relative percent difference between results for the two columns exceeds the method-specified criteria
 PCBs = polychlorinated biphenyls
 1. DC Tier 0 Standards from the Tier 0 Standard Final Rulemaking published at 40 DCR 7835, 7892 (November 12, 1993); as amended by Final Rulemaking published at 46 DCR 7699 (October 1, 1999)
 2. United States Environmental Protection Agency (EPA) Regional Screening Level (RSL) Summary Table (June 2015)

TABLE 2
 SUMMARY OF SOIL SAMPLE ANALYTICAL RESULTS AND EXCEEDANCES - METALS AND PCBs
 BUZZARD POINT D.C. UNITED SOCCER STADIUM DEVELOPMENT
 WASHINGTON, D.C.

Location Sample Date Sample Name Sample Type Sample Depth Interval (ft bgs)	DC Tier 0 Soil Standards ¹	EPA Regional Screening Level for Industrial Soil ²	GSS-603-800-1 04/10/2015 GSS-603-800-1-1 Primary 3.5 - 5	GSS-603-800-1 04/10/2015 GSS-603-800-1-2 Primary 8.5 - 10	GSS-603-800-2 04/10/2015 GSS-603-800-2-1 Primary 3.5 - 5	GSS-603-800-2 04/10/2015 GSS-603-800-2-2 Primary 8.5 - 10	GSS-603-800-3 04/10/2015 GSS-603-800-3-1 Primary 3.5 - 5	GSS-603-800-3 04/10/2015 GSS-603-800-3-2 Primary 8.5 - 10	GTW-605-802-2 04/22/2015 GTW-605-802-2-1 Primary 5 - 10	GTW-605-802-6 04/09/2015 GTW-605-802-6-1 Primary 3 - 5	GTW-605-802-7 04/10/2015 GTW-605-802-7-1 Primary 5 - 8	GTW-605-802-9 04/09/2015 GTW-605-802-9-1 Primary 3 - 5	GTW-605-802-10 04/21/2015 GTW-605-802-10-1 Primary 1.5 - 5	GSS-605-802-11 04/22/2015 GSS-605-802-11-1 Primary 10 - 15
Inorganic Compounds (mg/kg)	mg/kg	mg/kg												
Aluminum	-	1.10E+06	7,830	6,220	4,660	7,370	4,470	3,420	7,360	3,030	4,400	4,860	8,420	10,600
Antimony	-	470	1.7	2.9	1.4	3.6	< 0.62	2.4	< 0.45	1.1	2.4	3.2	16.9	< 0.41
Arsenic	-	3	10.7	19.3	16	23.3	9.6	17.6	7.1	12.7	3.9	14.8	7.6	4.1
Barium	-	220000	233	301	211	487	150	126	68.3	106	53.2	246	159	68.7
Beryllium	-	2300	0.62	0.75	0.55	0.49	0.48	0.24	0.87	0.42	0.91	0.37	0.083	0.48
Cadmium	-	980	1.2	0.56	2.1	2.4	0.39	0.54	< 0.090	0.18	0.25	2.1	4.8	0.069 J
Calcium	-	-	8,370	8,800	10,800	78,200	4,430	6,950	1,830	4,670	4,120	9,020	72,600	648
Chromium	-	-	16	13.2	25.2	17.6	7.9	13.9	9.1	6	9.8	19.4	47.7	15.0
Cobalt	-	350	5.3	6.5	6.4	8	4.1	5.4	20.4	3.3	3.9	5.8	11.2	3.4
Copper	-	47000	67.4	56.6	211	60.8	50	67.4	7	55.3	53.1	104	662	12.6
Iron	-	820000	13,100	33,100	65,800	7,550	2,980	19,800	16,000	7,130	14,700	24,100	37,100	21,200
Lead	-	800	157	583	333	640	79.1	500	14.8	302	62.1	475	1,740	11.1
Magnesium	-	-	736	942	508	934	345	1,160	672	335	392	1,500	4,460	1,560
Manganese	-	26000	1,020	210	190	364	66	165	2,310	73.1	57.6	297	348	87.6
Mercury	-	40	0.16	0.64	0.3	0.093	0.071	0.42	0.049	0.12	0.021	0.19	0.4	0.030
Nickel	-	22000	16	14.7	40.1	18.6	9.2	12.6	6.9	8.3	9.6	15.3	279	7.9
Potassium	-	-	670	871	1,040	1,090	894	551	517	< 550	< 596	790	1,310	413
Selenium	-	5800	< 1.0	< 1.3	< 1.1	5.1	< 1.2	< 0.97	< 0.90	< 1.1	< 1.2	< 1.1	< 0.80	< 0.82
Silver	-	5800	< 0.52	0.89	1.4	1.4	< 0.62	0.53	< 0.45	< 0.55	0.73	0.87	1.6	< 0.41
Sodium	-	-	< 521	< 666	< 561	1,600	< 624	< 485	< 450	< 550	< 596	< 537	585	< 412
Thallium	-	12	< 1.0	< 1.3	< 1.1	< 1.1	< 1.2	< 0.97	< 0.90	< 1.1	< 1.2	< 1.1	< 0.80	< 0.82
Vanadium	-	5800	25.2	25.7	33.2	30.1	23	15.8	22.2	13.6	19.8	21.1	890	27.0
Zinc	-	350000	339	313	712	1,690	148	518	19	76.5	41.7	371	1,560	26.4
PCBs (mg/kg)														
Aroclor-1016 (PCB-1016)	-	27	< 0.372	< 0.229	< 0.407	< 0.212	< 0.214	< 0.195	< 0.223	< 0.0399	< 0.379	< 0.383	< 0.208	< 0.0408
Aroclor-1221 (PCB-1221)	-	0.72	< 0.372	< 0.229	< 0.407	< 0.212	< 0.214	< 0.195	< 0.223	< 0.0399	< 0.379	< 0.383	< 0.208	< 0.0408
Aroclor-1232 (PCB-1232)	-	0.72	< 0.372	< 0.229	< 0.407	< 0.212	< 0.214	< 0.195	< 0.223	< 0.0399	< 0.379	< 0.383	< 0.208	< 0.0408
Aroclor-1242 (PCB-1242)	-	0.97	< 0.372	< 0.229	< 0.407	< 0.212	< 0.214	< 0.195	< 0.223	< 0.0399	< 0.379	2.28	2.36	< 0.0408
Aroclor-1248 (PCB-1248)	-	0.94	< 0.372	< 0.229	< 0.407	< 0.212	< 0.214	< 0.195	< 0.223	< 0.0399	< 0.379	< 0.383	2.02	< 0.0408
Aroclor-1254 (PCB-1254)	-	0.97	< 0.372	< 0.229	< 0.407	< 0.212	< 0.214	< 0.195	< 0.223	< 0.0399	< 0.379	< 0.383	< 0.208	< 0.0408
Aroclor-1260 (PCB-1260)	-	0.99	< 0.372	< 0.229	< 0.407	< 0.212	< 0.214	< 0.195	< 0.223	< 0.0399	< 0.379	2.01	< 0.208	< 0.0408
Aroclor-1262 (PCB-1262)	-	-	-	-	-	-	-	-	-	-	-	-	-	-
Aroclor-1268 (PCB-1268)	-	-	-	-	-	-	-	-	-	-	-	-	-	-
Polychlorinated biphenyls (PCBs)	-	0.97	-	-	-	-	-	-	-	-	-	-	-	-

NOTES
 Bold where detected; highlighted where exceeds
 mg/kg = milligrams per kilogram
 ft bgs = feet below ground surface
 -- = screening level not available/sample not analyzed
 < = not detected at the indicated reporting limit
 J = estimated value
 P = relative percent difference between results for the two columns exceeds the method-specified criteria
 PCBs = polychlorinated biphenyls
 1. DC Tier 0 Standards from the Tier 0 Standard Final Rulemaking published at 40 DCR 7835, 7892 (November 12, 1993); as amended by Final Rulemaking published at 46 DCR 7699 (October 1, 1999)
 2. United States Environmental Protection Agency (EPA) Regional Screening Level (RSL) Summary Table (June 2015)

TABLE 2
 SUMMARY OF SOIL SAMPLE ANALYTICAL RESULTS AND EXCEEDANCES - METALS AND PCBs
 BUZZARD POINT D.C. UNITED SOCCER STADIUM DEVELOPMENT
 WASHINGTON, D.C.

Location Sample Date Sample Name Sample Type Sample Depth Interval (ft bgs)	DC Tier 0 Soil Standards ¹	EPA Regional Screening Level for Industrial Soil ²	GSS-605-802-12 04/22/2015 GSS-605-802-12-1 Primary 10 - 15	GSS-605-802-12 04/22/2015 GSS-605-802-12-2 Duplicate 10 - 15	GTW-607-13-2 12/05/2013 GTW607-13-2-2 Primary 5 - 10
Inorganic Compounds (mg/kg)	mg/kg	mg/kg			
Aluminum	-	1.10E+06	6,530	10,700	-
Antimony	-	470	2.7	< 0.56	< 0.54
Arsenic	-	3	9.7	6.0	4.8
Barium	-	220000	139	97.5	-
Beryllium	-	2300	0.42	0.71	0.5
Cadmium	-	980	0.23	0.098 J	< 0.11
Calcium	-	-	31,500	366	-
Chromium	-	-	17.5	12.9	10.3
Cobalt	-	350	5.8	10.8	-
Copper	-	47000	55.1	16.2	37.9
Iron	-	820000	15,600	25,500	-
Lead	-	800	502	14.3	170
Magnesium	-	-	1,950	1,800	-
Manganese	-	26000	319	274	-
Mercury	-	40	0.41	0.0078	4
Nickel	-	22000	8.8	11.4	6.9
Potassium	-	-	812	< 565	-
Selenium	-	5800	< 1.1	< 1.1	< 1.1
Silver	-	5800	0.70	< 0.56	< 0.54
Sodium	-	-	< 549	< 565	-
Thallium	-	12	< 1.1	< 1.1	< 1.1
Vanadium	-	5800	20.8	27.2	-
Zinc	-	350000	212	35.7	78.5
PCBs (mg/kg)					
Aroclor-1016 (PCB-1016)	-	27	<0.0406	<0.417	-
Aroclor-1221 (PCB-1221)	-	0.72	<0.0406	<0.417	-
Aroclor-1232 (PCB-1232)	-	0.72	<0.0406	<0.417	-
Aroclor-1242 (PCB-1242)	-	0.97	<0.0406	<0.417	-
Aroclor-1248 (PCB-1248)	-	0.94	<0.0406	<0.417	-
Aroclor-1254 (PCB-1254)	-	0.97	<0.0406	<0.417	-
Aroclor-1260 (PCB-1260)	-	0.99	0.0270 J	<0.417	-
Aroclor-1262 (PCB-1262)	-	-	-	-	-
Aroclor-1268 (PCB-1268)	-	-	-	-	-
Polychlorinated biphenyls (PCBs)	-	0.97	-	-	-

NOTES

- Bold where detected; highlighted where exceeds
- mg/kg = milligrams per kilogram
- ft bgs = feet below ground surface
- = screening level not available/sample not analyzed
- < = not detected at the indicated reporting limit
- J = estimated value
- P = relative percent difference between results for the two columns exceeds the method-specified criteria
- PCBs = polychlorinated biphenyls
- 1. DC Tier 0 Standards from the Tier 0 Standard Final Rulemaking published at 40 DCR 7835, 7892 (November 12, 1993); as amended by Final Rulemaking published at 46 DCR 7699 (October 1, 1999)
- 2. United States Environmental Protection Agency (EPA) Regional Screening Level (RSL) Summary Table (June 2015)

TABLE 3

SUMMARY OF SOIL SAMPLE ANALYTICAL RESULTS AND EXCEEDANCES - VOCs
BUZZARD POINT D.C. UNITED SOCCER STADIUM DEVELOPMENT
WASHINGTON, D.C

Location	DC Tier 0 Soil Standards ¹	EPA Regional Screening Level for Industrial Soil ²	DP-001 04/22/2015 DP-001-SO-100-01 Primary 0 - 10	DP-002 04/22/2015 DP-002-SO-100-01 Primary 0 - 10	DP-025 07/07/2015 DP-025-SO-100-01 Primary 9.5 - 10	DP-034 07/09/2015 DP-034-SO-010-01 Primary 0.5 - 1	DP-034 07/09/2015 DP-034-SO-050-01 Primary 4.5 - 5	DP-034 07/09/2015 DP-034-SO-100-01 Primary 9.5 - 10	DP-035 07/09/2015 DP-035-SO-010-01 Primary 0.5 - 1	DP-035 07/09/2015 DP-035-SO-050-01 Primary 4.5 - 5	DP-035 07/09/2015 DP-035-SO-100-01 Primary 9.5 - 10	DP-035 07/09/2015 DP-035-SO-100-02 Duplicate 9.5 - 10
Volatile Organic Compounds (mg/kg)												
1,1,1,2-Tetrachloroethane	-	8.8	< 0.0043	< 0.0059	-	-	-	-	-	-	-	-
1,1,1-Trichloroethane	-	36000	< 0.0043	< 0.0059	< 0.0012	< 0.0011	< 0.0011	< 0.0012	< 0.0012	< 0.0012	< 0.0012	< 0.0012
1,1,2,2-Tetrachloroethane	-	2.7	< 0.0043	< 0.0059	< 0.0012	< 0.0011	< 0.0011	< 0.0012	< 0.0012	< 0.0012	< 0.0012	< 0.0012
1,1,2-Trichloroethane	-	5	< 0.0043	< 0.0059	< 0.0018	< 0.0017	< 0.0017	< 0.0018	< 0.0018	< 0.0018	< 0.0018	< 0.0018
1,1-Dichloroethane	-	16	< 0.0043	< 0.0059	< 0.0018	< 0.0017	< 0.0017	< 0.0018	< 0.0018	< 0.0018	< 0.0018	< 0.0018
1,1-Dichloroethene	-	1000	< 0.0043	< 0.0059	< 0.0012	< 0.0011	< 0.0011	< 0.0012	< 0.0012	< 0.0012	< 0.0012	< 0.0012
1,1-Dichloropropene	-	-	< 0.0043	< 0.0059	-	-	-	-	-	-	-	-
1,2,3-Trichlorobenzene	-	930	< 0.0043	< 0.0059	< 0.0062	< 0.0057	< 0.0057	< 0.0060	< 0.0059	< 0.0060	< 0.0060	< 0.0058
1,2,3-Trichloropropane	-	0.11	< 0.0043	< 0.0059	-	-	-	-	-	-	-	-
1,2,4-Trichlorobenzene	-	110	< 0.0043	< 0.0059	< 0.0062	< 0.0057	< 0.0057	< 0.0060	< 0.0059	< 0.0060	< 0.0060	< 0.0058
1,2,4-Trimethylbenzene	-	240	< 0.0043	< 0.0059	-	-	-	-	-	-	-	-
1,2-Dibromo-3-chloropropane (DBCP)	-	0.064	< 0.0043	< 0.0059	< 0.0062	< 0.0057	< 0.0057	< 0.0060	< 0.0059	< 0.0060	< 0.0060	< 0.0058
1,2-Dibromoethane (Ethylene Dibromide)	-	0.16	< 0.0043	< 0.0059	< 0.0049	< 0.0046	< 0.0046	< 0.0048	< 0.0047	< 0.0048	< 0.0048	< 0.0047
1,2-Dichlorobenzene	-	9300	< 0.0043	< 0.0059	< 0.0062	< 0.0057	< 0.0057	< 0.0060	< 0.0059	< 0.0060	< 0.0060	< 0.0058
1,2-Dichloroethane	-	2	< 0.0043	< 0.0059	< 0.0012	< 0.0011	< 0.0011	< 0.0012	< 0.0012	< 0.0012	< 0.0012	< 0.0012
1,2-Dichloroethene (total)	-	-	-	-	< 0.0012	< 0.0011	< 0.0011	< 0.0012	< 0.0012	< 0.0012	< 0.0012	< 0.0012
1,2-Dichloropropane	-	4.4	< 0.0043	< 0.0059	< 0.0043	< 0.0040	< 0.0040	< 0.0042	< 0.0041	< 0.0042	< 0.0042	< 0.0041
1,3,5-Trimethylbenzene	-	12000	< 0.0043	< 0.0059	-	-	-	-	-	-	-	-
1,3-Dichlorobenzene	-	-	< 0.0043	< 0.0059	< 0.0062	< 0.0057	< 0.0057	< 0.0060	< 0.0059	< 0.0060	< 0.0060	< 0.0058
1,3-Dichloropropane	-	23000	< 0.0043	< 0.0059	-	-	-	-	-	-	-	-
1,3-Dichloropropene	-	8.2	-	-	< 0.0012	< 0.0011	< 0.0011	< 0.0012	< 0.0012	< 0.0012	< 0.0012	< 0.0012
1,4-Dichlorobenzene	-	11	< 0.0043	< 0.0059	< 0.0062	< 0.0057	< 0.0057	< 0.0060	< 0.0059	< 0.0060	< 0.0060	< 0.0058
1,4-Dioxane	-	24	-	-	< 0.12	< 0.11	< 0.11	< 0.12	< 0.12	< 0.12	< 0.12	< 0.12
2,2-Dichloropropane	-	-	< 0.0043	< 0.0059	-	-	-	-	-	-	-	-
2-Butanone (Methyl Ethyl Ketone)	-	190000	< 0.0853	< 0.117	0.0040 J	< 0.011	< 0.011	< 0.012	< 0.012	< 0.012	< 0.012	< 0.012
2-Chlorotoluene	-	23000	< 0.0043	< 0.0059	-	-	-	-	-	-	-	-
2-Hexanone	-	1300	< 0.0427	< 0.0587	< 0.012	< 0.011	< 0.011	< 0.012	< 0.012	< 0.012	< 0.012	< 0.012
2-Phenylbutane (sec-Butylbenzene)	-	120000	< 0.0043	< 0.0059	-	-	-	-	-	-	-	-
4-Chlorotoluene	-	23000	< 0.0043	< 0.0059	-	-	-	-	-	-	-	-
4-Methyl-2-Pentanone (Methyl Isobutyl Ketone)	-	56000	< 0.0427	< 0.0587	< 0.012	< 0.011	< 0.011	< 0.012	< 0.012	< 0.012	< 0.012	< 0.012
Acetone	-	670000	0.0663 J	0.0532 J	0.039 J	0.0090 J	< 0.041	< 0.043	< 0.042	< 0.044	0.0068 J	0.0055 J
Benzene	0.005	5.1	< 0.0043	< 0.0059	< 0.0012	< 0.0011	< 0.0011	< 0.0012	< 0.0012	< 0.0012	< 0.0012	< 0.0012
Bromobenzene	-	1800	< 0.0043	< 0.0059	-	-	-	-	-	-	-	-
Bromodichloromethane	-	1.3	< 0.0043	< 0.0059	< 0.0012	< 0.0011	< 0.0011	< 0.0012	< 0.0012	< 0.0012	< 0.0012	< 0.0012
Bromoform	-	86	< 0.0043	< 0.0059	< 0.0049	< 0.0046	< 0.0046	< 0.0048	< 0.0047	< 0.0048	< 0.0048	< 0.0047
Bromomethane (Methyl Bromide)	-	30	< 0.0085	< 0.0117	< 0.0025	< 0.0023	< 0.0023	< 0.0024	< 0.0024	< 0.0024	< 0.0024	< 0.0023
Carbon disulfide	-	3500	-	-	< 0.012	< 0.011	< 0.011	< 0.012	< 0.012	< 0.012	< 0.012	< 0.012
Carbon tetrachloride	-	2.9	< 0.0043	< 0.0059	< 0.0012	< 0.0011	< 0.0011	< 0.0012	< 0.0012	< 0.0012	< 0.0012	< 0.0012
Chlorobenzene	-	1300	< 0.0043	< 0.0059	< 0.0012	< 0.0011	< 0.0011	< 0.0012	< 0.0012	< 0.0012	< 0.0012	< 0.0012
Chlorobromomethane	-	630	< 0.0043	< 0.0059	< 0.0062	< 0.0057	< 0.0057	< 0.0060	< 0.0059	< 0.0060	< 0.0060	< 0.0058
Chloroethane	-	57000	< 0.0085	< 0.0117	< 0.0025	< 0.0023	< 0.0023	< 0.0024	< 0.0024	< 0.0024	< 0.0024	< 0.0023
Chloroform (Trichloromethane)	-	1.4	< 0.0043	< 0.0059	< 0.0018	< 0.0017	< 0.0017	< 0.0018	< 0.0018	< 0.0018	< 0.0018	0.00062 J
Chloromethane (Methyl Chloride)	-	460	< 0.0085	< 0.0117	< 0.0062	< 0.0057	< 0.0057	< 0.0060	< 0.0059	< 0.0060	< 0.0060	< 0.0058
cis-1,2-Dichloroethene	-	2300	< 0.0043	< 0.0059	< 0.0012	< 0.0011	< 0.0011	< 0.0012	< 0.0012	< 0.0012	< 0.0012	< 0.0012
cis-1,3-Dichloropropene	-	-	< 0.0043	< 0.0059	< 0.0012	< 0.0011	< 0.0011	< 0.0012	< 0.0012	< 0.0012	< 0.0012	< 0.0012
Cyclohexane	-	27000	-	-	< 0.025	< 0.023	< 0.023	< 0.024	< 0.024	< 0.024	< 0.024	< 0.023
Cymene (p-Isopropyltoluene)	-	-	< 0.0043	< 0.0059	-	-	-	-	-	-	-	-
Dibromochloromethane	-	3.3	< 0.0043	< 0.0059	< 0.0012	< 0.0011	< 0.0011	< 0.0012	< 0.0012	< 0.0012	< 0.0012	< 0.0012

TABLE 3
 SUMMARY OF SOIL SAMPLE ANALYTICAL RESULTS AND EXCEEDANCES - VOCs
 BUZZARD POINT D.C. UNITED SOCCER STADIUM DEVELOPMENT
 WASHINGTON, D.C

Location	DC Tier 0 Soil Standards ¹	EPA Regional Screening Level for Industrial Soil ²	DP-001 04/22/2015 DP-001-SO-100-01 Primary 0 - 10	DP-002 04/22/2015 DP-002-SO-100-01 Primary 0 - 10	DP-025 07/07/2015 DP-025-SO-100-01 Primary 9.5 - 10	DP-034 07/09/2015 DP-034-SO-010-01 Primary 0.5 - 1	DP-034 07/09/2015 DP-034-SO-050-01 Primary 4.5 - 5	DP-034 07/09/2015 DP-034-SO-100-01 Primary 9.5 - 10	DP-035 07/09/2015 DP-035-SO-010-01 Primary 0.5 - 1	DP-035 07/09/2015 DP-035-SO-050-01 Primary 4.5 - 5	DP-035 07/09/2015 DP-035-SO-100-01 Primary 9.5 - 10	DP-035 07/09/2015 DP-035-SO-100-02 Duplicate 9.5 - 10
Dibromomethane	-	98	< 0.0043	< 0.0059	-	-	-	-	-	-	-	-
Dichlorodifluoromethane (CFC-12)	-	370	< 0.0085	< 0.0117	< 0.012	< 0.011	< 0.011	< 0.012	< 0.012	< 0.012	< 0.012	< 0.012
Diisopropyl ether	-	9400	< 0.0043	< 0.0059	-	-	-	-	-	-	-	-
Ethylbenzene	0.04	25	< 0.0043	< 0.0059	< 0.0012	< 0.0011	< 0.0011	< 0.0012	< 0.0012	< 0.0012	< 0.0012	< 0.0012
Hexachlorobutadiene	-	5.3	< 0.0043	< 0.0059	-	-	-	-	-	-	-	-
Isopropylbenzene	-	9900	< 0.0043	< 0.0059	< 0.0012	< 0.0011	< 0.0011	< 0.0012	< 0.0012	< 0.0012	< 0.0012	< 0.0012
m,p-Xylenes	-	-	< 0.0085	< 0.0117	< 0.0025	< 0.0023	< 0.0023	< 0.0024	< 0.0024	< 0.0024	< 0.0024	< 0.0023
Methyl acetate	-	1.20E+06	-	-	< 0.0049	< 0.0046	< 0.0046	< 0.0048	< 0.0047	< 0.0048	< 0.0048	< 0.0047
Methyl cyclohexane	-	-	-	-	< 0.0049	< 0.0046	< 0.0046	< 0.0048	< 0.0047	< 0.0048	< 0.0048	< 0.0047
Methyl Tert Butyl Ether	-	210	< 0.0043	< 0.0059	< 0.0025	< 0.0023	< 0.0023	0.0017 J	< 0.0024	< 0.0024	< 0.0024	< 0.0023
Methylene chloride	-	1000	0.0037 J	0.0148 J	< 0.0062	< 0.0057	< 0.0057	< 0.0060	< 0.0059	< 0.0060	< 0.0060	< 0.0058
Naphthalene	-	17	< 0.0043	0.0017 J	-	-	-	-	-	-	-	-
n-Butylbenzene	-	58000	< 0.0043	< 0.0059	-	-	-	-	-	-	-	-
n-Propylbenzene	-	24000	< 0.0043	< 0.0059	-	-	-	-	-	-	-	-
o-Xylene	-	2800	< 0.0043	< 0.0059	< 0.0025	< 0.0023	< 0.0023	< 0.0024	< 0.0024	< 0.0024	< 0.0024	< 0.0023
Styrene	-	35000	< 0.0043	< 0.0059	< 0.0025	< 0.0023	< 0.0023	< 0.0024	< 0.0024	< 0.0024	< 0.0024	< 0.0023
tert-Butylbenzene	-	120000	< 0.0043	< 0.0059	-	-	-	-	-	-	-	-
Tetrachloroethene	-	100	< 0.0043	< 0.0059	< 0.0012	< 0.0011	< 0.0011	< 0.0012	< 0.0012	< 0.0012	< 0.0012	< 0.0012
Toluene	9.6	47000	< 0.0043	< 0.0059	< 0.0018	< 0.0017	< 0.0017	< 0.0018	< 0.0018	< 0.0018	< 0.0018	< 0.0018
trans-1,2-Dichloroethene	-	23000	< 0.0043	< 0.0059	< 0.0018	< 0.0017	< 0.0017	< 0.0018	< 0.0018	< 0.0018	< 0.0018	< 0.0018
trans-1,3-Dichloropropene	-	-	< 0.0043	< 0.0059	< 0.0012	< 0.0011	< 0.0011	< 0.0012	< 0.0012	< 0.0012	< 0.0012	< 0.0012
Trichloroethene	-	6	< 0.0043	< 0.0059	< 0.0012	< 0.0011	< 0.0011	< 0.0012	< 0.0012	< 0.0012	< 0.0012	< 0.0012
Trichlorofluoromethane (CFC-11)	-	3100	< 0.0043	< 0.0059	< 0.0062	< 0.0057	< 0.0057	< 0.0060	< 0.0059	< 0.0060	< 0.0060	< 0.0058
Trifluorotrichloroethane (Freon 113)	-	170000	-	-	< 0.025	< 0.023	< 0.023	< 0.024	< 0.024	< 0.024	< 0.024	< 0.023
Vinyl acetate	-	3800	< 0.0427	< 0.0587	-	-	-	-	-	-	-	-
Vinyl chloride	-	1.7	< 0.0085	< 0.0117	< 0.0025	< 0.0023	< 0.0023	< 0.0024	< 0.0024	< 0.0024	< 0.0024	< 0.0023
Xylene (total)	3.86	2800	< 0.0085	< 0.0117	< 0.0025	< 0.0023	< 0.0023	< 0.0024	< 0.0024	< 0.0024	< 0.0024	< 0.0023

NOTES

- Bold where detected; highlighted where exceeds
- Results reported in mg/kg
- mg/kg = milligrams per kilogram
- ft bgs = feet below ground surface
- = screening level not available/sample not analyzed
- < = not detected at the indicated reporting limit
- J = estimated value
- VOCs = volatile organic compounds
- 1. DC Tier 0 Standards from the Tier 0 Standard Final Rulemaking published at 40 DCR 7835, 7892 (November 12, 1993); as amended by Final Rulemaking published at 46 DCR 7699 (October 1, 1999)
- 2. United States Environmental Protection Agency (EPA) Regional Screening Level (RSL) Summary Table (June 2015)

TABLE 3

SUMMARY OF SOIL SAMPLE ANALYTICAL RESULTS AND EXCEEDANCES - VOCs
BUZZARD POINT D.C. UNITED SOCCER STADIUM DEVELOPMENT
WASHINGTON, D.C

Location	DC Tier 0 Soil Standards ¹	EPA Regional Screening Level for Industrial Soil ²	DP-036 07/09/2015 DP-036-SO-010-01 Primary 0.5 - 1	DP-036 07/09/2015 DP-036-SO-050-01 Primary 4.5 - 5	DP-036 07/09/2015 DP-036-SO-100-01 Primary 9.5 - 10	DP-037 07/09/2015 DP-037-SO-010-01 Primary 0.5 - 1	DP-037 07/09/2015 DP-037-SO-050-01 Primary 4.5 - 5	DP-037 07/09/2015 DP-037-SO-100-01 Primary 9.5 - 10	DP-038 07/09/2015 DP-038-SO-010-01 Primary 0.5 - 1	DP-038 07/09/2015 DP-038-SO-050-01 Primary 4.5 - 5	DP-038 07/09/2015 DP-038-SO-100-01 Primary 9.5 - 10	DP-061 07/10/2015 DP-061-SO-050-01 Primary 4.5 - 5
Volatile Organic Compounds (mg/kg)												
1,1,1,2-Tetrachloroethane	-	8.8	-	-	-	-	-	-	-	-	-	-
1,1,1-Trichloroethane	-	36000	< 0.0011	< 0.0012	< 0.0012	< 0.0012	< 0.0012	< 0.0012	< 0.0011	< 0.0011	< 0.0012	< 0.061
1,1,2,2-Tetrachloroethane	-	2.7	< 0.0011	< 0.0012	< 0.0012	< 0.0012	< 0.0012	< 0.0012	< 0.0011	< 0.0011	< 0.0012	< 0.061
1,1,2-Trichloroethane	-	5	< 0.0017	< 0.0018	< 0.0018	< 0.0017	< 0.0017	< 0.0017	< 0.0017	< 0.0017	< 0.0018	< 0.091
1,1-Dichloroethane	-	16	< 0.0017	< 0.0018	< 0.0018	< 0.0017	< 0.0017	< 0.0018	< 0.0017	< 0.0017	< 0.0018	< 0.091
1,1-Dichloroethene	-	1000	< 0.0011	< 0.0012	< 0.0012	< 0.0012	< 0.0012	< 0.0012	< 0.0011	< 0.0011	< 0.0012	< 0.061
1,1-Dichloropropene	-	-	-	-	-	-	-	-	-	-	-	-
1,2,3-Trichlorobenzene	-	930	< 0.0057	< 0.0059	< 0.0059	< 0.0058	< 0.0058	< 0.0059	< 0.0057	< 0.0056	< 0.0060	< 0.30
1,2,3-Trichloropropane	-	0.11	-	-	-	-	-	-	-	-	-	-
1,2,4-Trichlorobenzene	-	110	< 0.0057	< 0.0059	< 0.0059	< 0.0058	< 0.0058	< 0.0059	< 0.0057	< 0.0056	< 0.0060	< 0.30
1,2,4-Trimethylbenzene	-	240	-	-	-	-	-	-	-	-	-	-
1,2-Dibromo-3-chloropropane (DBCP)	-	0.064	< 0.0057	< 0.0059	< 0.0059	< 0.0058	< 0.0058	< 0.0059	< 0.0057	< 0.0056	< 0.0060	< 0.30
1,2-Dibromoethane (Ethylene Dibromide)	-	0.16	< 0.0046	< 0.0048	< 0.0048	< 0.0046	< 0.0046	< 0.0047	< 0.0046	< 0.0045	< 0.0048	< 0.24
1,2-Dichlorobenzene	-	9300	< 0.0057	< 0.0059	< 0.0059	< 0.0058	< 0.0058	< 0.0059	< 0.0057	< 0.0056	< 0.0060	< 0.30
1,2-Dichloroethane	-	2	< 0.0011	< 0.0012	< 0.0012	< 0.0012	< 0.0012	< 0.0012	< 0.0011	< 0.0011	< 0.0012	< 0.061
1,2-Dichloroethene (total)	-	-	< 0.0011	< 0.0012	< 0.0012	< 0.0012	< 0.0012	< 0.0012	< 0.0011	< 0.0011	< 0.0012	< 0.061
1,2-Dichloropropane	-	4.4	< 0.0040	< 0.0042	< 0.0042	< 0.0040	< 0.0040	< 0.0042	< 0.0040	< 0.0040	< 0.0042	< 0.21
1,3,5-Trimethylbenzene	-	12000	-	-	-	-	-	-	-	-	-	-
1,3-Dichlorobenzene	-	-	< 0.0057	< 0.0059	< 0.0059	< 0.0058	< 0.0058	< 0.0059	< 0.0057	< 0.0056	< 0.0060	< 0.30
1,3-Dichloropropane	-	23000	-	-	-	-	-	-	-	-	-	-
1,3-Dichloropropene	-	8.2	< 0.0011	< 0.0012	< 0.0012	< 0.0012	< 0.0012	< 0.0012	< 0.0011	< 0.0011	< 0.0012	< 0.061
1,4-Dichlorobenzene	-	11	< 0.0057	< 0.0059	< 0.0059	< 0.0058	< 0.0058	< 0.0059	< 0.0057	< 0.0056	< 0.0060	< 0.30
1,4-Dioxane	-	24	< 0.11	< 0.12	< 0.12	< 0.12	< 0.12	< 0.12	< 0.11	< 0.11	< 0.12	< 6.1
2,2-Dichloropropane	-	-	-	-	-	-	-	-	-	-	-	-
2-Butanone (Methyl Ethyl Ketone)	-	190000	< 0.011	< 0.012	< 0.012	< 0.012	< 0.012	< 0.012	< 0.011	< 0.011	< 0.012	0.060 J
2-Chlorotoluene	-	23000	-	-	-	-	-	-	-	-	-	-
2-Hexanone	-	1300	< 0.011	< 0.012	< 0.012	< 0.012	< 0.012	< 0.012	< 0.011	< 0.011	< 0.012	< 0.61
2-Phenylbutane (sec-Butylbenzene)	-	120000	-	-	-	-	-	-	-	-	-	-
4-Chlorotoluene	-	23000	-	-	-	-	-	-	-	-	-	-
4-Methyl-2-Pentanone (Methyl Isobutyl Ketone)	-	56000	< 0.011	< 0.012	< 0.012	< 0.012	< 0.012	< 0.012	< 0.011	< 0.011	< 0.012	< 0.61
Acetone	-	670000	< 0.041	< 0.043	< 0.043	0.026 J	< 0.041	< 0.043	0.011 J	< 0.041	0.0038 J	0.23 J
Benzene	0.005	5.1	< 0.0011	< 0.0012	< 0.0012	0.00051 J	< 0.0012	< 0.0012	< 0.0011	< 0.0011	< 0.0012	< 0.061
Bromobenzene	-	1800	-	-	-	-	-	-	-	-	-	-
Bromodichloromethane	-	1.3	< 0.0011	< 0.0012	< 0.0012	< 0.0012	< 0.0012	< 0.0012	< 0.0011	< 0.0011	< 0.0012	< 0.061
Bromoform	-	86	< 0.0046	< 0.0048	< 0.0048	< 0.0046	< 0.0046	< 0.0047	< 0.0046	< 0.0045	< 0.0048	< 0.24
Bromomethane (Methyl Bromide)	-	30	< 0.0023	< 0.0024	< 0.0024	< 0.0023	< 0.0023	< 0.0024	< 0.0023	< 0.0022	< 0.0024	0.026 J
Carbon disulfide	-	3500	< 0.011	< 0.012	< 0.012	0.0032 J	< 0.012	< 0.012	< 0.011	< 0.011	< 0.012	< 0.61
Carbon tetrachloride	-	2.9	< 0.0011	< 0.0012	< 0.0012	< 0.0012	< 0.0012	< 0.0012	< 0.0011	< 0.0011	< 0.0012	< 0.061
Chlorobenzene	-	1300	< 0.0011	< 0.0012	< 0.0012	< 0.0012	< 0.0012	< 0.0012	< 0.0011	< 0.0011	< 0.0012	< 0.061
Chlorobromomethane	-	630	< 0.0057	< 0.0059	< 0.0059	< 0.0058	< 0.0058	< 0.0059	< 0.0057	< 0.0056	< 0.0060	< 0.30
Chloroethane	-	57000	< 0.0023	< 0.0024	< 0.0024	< 0.0023	< 0.0023	< 0.0024	< 0.0023	< 0.0022	< 0.0024	< 0.12
Chloroform (Trichloromethane)	-	1.4	< 0.0017	< 0.0018	< 0.0018	< 0.0017	< 0.0017	< 0.0018	< 0.0017	< 0.0017	< 0.0018	< 0.091
Chloromethane (Methyl Chloride)	-	460	< 0.0057	< 0.0059	< 0.0059	< 0.0058	< 0.0058	< 0.0059	< 0.0057	< 0.0056	< 0.0060	< 0.30
cis-1,2-Dichloroethene	-	2300	< 0.0011	< 0.0012	< 0.0012	< 0.0012	< 0.0012	< 0.0012	< 0.0011	< 0.0011	< 0.0012	< 0.061
cis-1,3-Dichloropropene	-	-	< 0.0011	< 0.0012	< 0.0012	< 0.0012	< 0.0012	< 0.0012	< 0.0011	< 0.0011	< 0.0012	< 0.061
Cyclohexane	-	27000	< 0.023	< 0.024	< 0.024	0.0010 J	< 0.023	< 0.024	< 0.023	< 0.022	< 0.024	< 1.2
Cymene (p-Isopropyltoluene)	-	-	-	-	-	-	-	-	-	-	-	-
Dibromochloromethane	-	3.3	< 0.0011	< 0.0012	< 0.0012	< 0.0012	< 0.0012	< 0.0012	< 0.0011	< 0.0011	< 0.0012	< 0.061

TABLE 3
 SUMMARY OF SOIL SAMPLE ANALYTICAL RESULTS AND EXCEEDANCES - VOCs
 BUZZARD POINT D.C. UNITED SOCCER STADIUM DEVELOPMENT
 WASHINGTON, D.C

Location Sample Date Sample Name Sample Type Sample Depth Interval (ft bgs)	DC Tier 0 Soil Standards ¹	EPA Regional Screening Level for Industrial Soil ²	DP-036 07/09/2015 DP-036-SO-010-01 Primary 0.5 - 1	DP-036 07/09/2015 DP-036-SO-050-01 Primary 4.5 - 5	DP-036 07/09/2015 DP-036-SO-100-01 Primary 9.5 - 10	DP-037 07/09/2015 DP-037-SO-010-01 Primary 0.5 - 1	DP-037 07/09/2015 DP-037-SO-050-01 Primary 4.5 - 5	DP-037 07/09/2015 DP-037-SO-100-01 Primary 9.5 - 10	DP-038 07/09/2015 DP-038-SO-010-01 Primary 0.5 - 1	DP-038 07/09/2015 DP-038-SO-050-01 Primary 4.5 - 5	DP-038 07/09/2015 DP-038-SO-100-01 Primary 9.5 - 10	DP-061 07/10/2015 DP-061-SO-050-01 Primary 4.5 - 5
Dibromomethane	-	98	-	-	-	-	-	-	-	-	-	-
Dichlorodifluoromethane (CFC-12)	-	370	< 0.011	< 0.012	< 0.012	< 0.012	< 0.012	< 0.012	< 0.011	< 0.011	< 0.012	< 0.61
Diisopropyl ether	-	9400	-	-	-	-	-	-	-	-	-	-
Ethylbenzene	0.04	25	< 0.0011	< 0.0012	< 0.0012	0.0024	< 0.0012	< 0.0012	0.00059 J	< 0.0011	< 0.0012	< 0.061
Hexachlorobutadiene	-	5.3	-	-	-	-	-	-	-	-	-	-
Isopropylbenzene	-	9900	< 0.0011	< 0.0012	< 0.0012	0.0012	< 0.0012	< 0.0012	0.00029 J	< 0.0011	< 0.0012	< 0.061
m,p-Xylenes	-	-	< 0.0023	< 0.0024	< 0.0024	0.0033	< 0.0023	< 0.0024	0.0011 J	< 0.0022	< 0.0024	< 0.12
Methyl acetate	-	1.20E+06	< 0.0046	< 0.0048	< 0.0048	< 0.0046	< 0.0046	< 0.0047	< 0.0046	< 0.0045	< 0.0048	< 0.24
Methyl cyclohexane	-	-	< 0.0046	< 0.0048	< 0.0048	0.0035 J	< 0.0046	< 0.0047	0.0014 J	< 0.0045	< 0.0048	< 0.24
Methyl Tert Butyl Ether	-	210	< 0.0023	< 0.0024	< 0.0024	< 0.0023	< 0.0023	< 0.0024	< 0.0023	< 0.0022	< 0.0024	< 0.12
Methylene chloride	-	1000	< 0.0057	< 0.0059	< 0.0059	< 0.0058	< 0.0058	< 0.0059	< 0.0057	< 0.0056	< 0.0060	< 0.30
Naphthalene	-	17	-	-	-	-	-	-	-	-	-	-
n-Butylbenzene	-	58000	-	-	-	-	-	-	-	-	-	-
n-Propylbenzene	-	24000	-	-	-	-	-	-	-	-	-	-
o-Xylene	-	2800	< 0.0023	< 0.0024	< 0.0024	0.0029	< 0.0023	< 0.0024	0.0012 J	< 0.0022	< 0.0024	< 0.12
Styrene	-	35000	< 0.0023	< 0.0024	< 0.0024	< 0.0023	< 0.0023	< 0.0024	< 0.0023	< 0.0022	< 0.0024	< 0.12
tert-Butylbenzene	-	120000	-	-	-	-	-	-	-	-	-	-
Tetrachloroethene	-	100	< 0.0011	< 0.0012	< 0.0012	< 0.0012	< 0.0012	< 0.0012	< 0.0011	< 0.0011	< 0.0012	< 0.061
Toluene	9.6	47000	< 0.0017	< 0.0018	< 0.0018	0.00050 J	< 0.0017	< 0.0018	0.00035 J	< 0.0017	< 0.0018	< 0.091
trans-1,2-Dichloroethene	-	23000	< 0.0017	< 0.0018	< 0.0018	< 0.0017	< 0.0017	< 0.0018	< 0.0017	< 0.0017	< 0.0018	< 0.091
trans-1,3-Dichloropropene	-	-	< 0.0011	< 0.0012	< 0.0012	< 0.0012	< 0.0012	< 0.0012	< 0.0011	< 0.0011	< 0.0012	< 0.061
Trichloroethene	-	6	< 0.0011	< 0.0012	< 0.0012	< 0.0012	< 0.0012	< 0.0012	< 0.0011	< 0.0011	< 0.0012	< 0.061
Trichlorofluoromethane (CFC-11)	-	3100	< 0.0057	< 0.0059	< 0.0059	< 0.0058	< 0.0058	< 0.0059	< 0.0057	< 0.0056	< 0.0060	< 0.30
Trifluorotrchloroethane (Freon 113)	-	170000	< 0.023	< 0.024	< 0.024	< 0.023	< 0.023	< 0.024	< 0.023	< 0.022	< 0.024	< 1.2
Vinyl acetate	-	3800	-	-	-	-	-	-	-	-	-	-
Vinyl chloride	-	1.7	< 0.0023	< 0.0024	< 0.0024	< 0.0023	< 0.0023	< 0.0024	< 0.0023	< 0.0022	< 0.0024	< 0.12
Xylene (total)	3.86	2800	< 0.0023	< 0.0024	< 0.0024	0.0062	< 0.0023	< 0.0024	0.0023 J	< 0.0022	< 0.0024	< 0.12

NOTES

- Bold where detected; highlighted where exceeds
- Results reported in mg/kg
- mg/kg = milligrams per kilogram
- ft bgs = feet below ground surface
- = screening level not available/sample not analyzed
- < = not detected at the indicated reporting limit
- J = estimated value
- VOCs = volatile organic compounds
- 1. DC Tier 0 Standards from the Tier 0 Standard Final Rulemaking published at 40 DCR 7835, 7892 (November 12, 1993); as amended by Final Rulemaking published at 46 DCR 7699 (October 1, 1999)
- 2. United States Environmental Protection Agency (EPA) Regional Screening Level (RSL) Summary Table (June 2015)

TABLE 3
 SUMMARY OF SOIL SAMPLE ANALYTICAL RESULTS AND EXCEEDANCES - VOCs
 BUZZARD POINT D.C. UNITED SOCCER STADIUM DEVELOPMENT
 WASHINGTON, D.C

Location	DC Tier 0 Soil Standards ¹	EPA Regional Screening Level for Industrial Soil ²	DP-066 07/13/2015 DP-066-SO-050-01 Primary 4.5 - 5	DP-105 07/17/2015 DP-105-SO-100-01 Primary 9.5 - 10	DP-110 07/20/2015 DP-110-SO-010-01 Primary 0.5 - 1	DP-110 07/20/2015 DP-110-SO-050-01 Primary 4.5 - 5	DP-110 07/20/2015 DP-110-SO-100-01 Primary 9.5 - 10	DP-111 07/20/2015 DP-111-SO-010-01 Primary 0.5 - 1	DP-111 07/20/2015 DP-111-SO-050-01 Primary 4.5 - 5	DP-111 07/20/2015 DP-111-SO-100-01 Primary 9.5 - 10	DP-112 07/20/2015 DP-112-SO-010-01 Primary 0.5 - 1	DP-112 07/20/2015 DP-112-SO-050-01 Primary 4.5 - 5
Volatile Organic Compounds (mg/kg)												
1,1,1,2-Tetrachloroethane	-	8.8	-	-	-	-	-	-	-	-	-	-
1,1,1-Trichloroethane	-	36000	< 0.059	< 0.059	-	-	-	-	-	-	-	-
1,1,2,2-Tetrachloroethane	-	2.7	< 0.059	< 0.059	-	-	-	-	-	-	-	-
1,1,2-Trichloroethane	-	5	< 0.088	< 0.089	-	-	-	-	-	-	-	-
1,1-Dichloroethane	-	16	< 0.088	< 0.089	-	-	-	-	-	-	-	-
1,1-Dichloroethene	-	1000	< 0.059	< 0.059	-	-	-	-	-	-	-	-
1,1-Dichloropropene	-	-	-	-	-	-	-	-	-	-	-	-
1,2,3-Trichlorobenzene	-	930	< 0.29	< 0.30	-	-	-	-	-	-	-	-
1,2,3-Trichloropropane	-	0.11	-	-	-	-	-	-	-	-	-	-
1,2,4-Trichlorobenzene	-	110	< 0.29	< 0.30	-	-	-	-	-	-	-	-
1,2,4-Trimethylbenzene	-	240	-	-	-	-	-	-	-	-	-	-
1,2-Dibromo-3-chloropropane (DBCP)	-	0.064	< 0.29	< 0.30	-	-	-	-	-	-	-	-
1,2-Dibromoethane (Ethylene Dibromide)	-	0.16	< 0.23	< 0.24	-	-	-	-	-	-	-	-
1,2-Dichlorobenzene	-	9300	< 0.29	< 0.30	-	-	-	-	-	-	-	-
1,2-Dichloroethane	-	2	< 0.059	< 0.059	-	-	-	-	-	-	-	-
1,2-Dichloroethene (total)	-	-	0.027 J	< 0.059	-	-	-	-	-	-	-	-
1,2-Dichloropropane	-	4.4	< 0.20	< 0.21	-	-	-	-	-	-	-	-
1,3,5-Trimethylbenzene	-	12000	-	-	-	-	-	-	-	-	-	-
1,3-Dichlorobenzene	-	-	< 0.29	< 0.30	-	-	-	-	-	-	-	-
1,3-Dichloropropane	-	23000	-	-	-	-	-	-	-	-	-	-
1,3-Dichloropropene	-	8.2	< 0.059	< 0.059	-	-	-	-	-	-	-	-
1,4-Dichlorobenzene	-	11	< 0.29	< 0.30	-	-	-	-	-	-	-	-
1,4-Dioxane	-	24	< 5.9	< 5.9	-	-	-	-	-	-	-	-
2,2-Dichloropropane	-	-	-	-	-	-	-	-	-	-	-	-
2-Butanone (Methyl Ethyl Ketone)	-	190000	< 0.59	< 0.59	-	-	-	-	-	-	-	-
2-Chlorotoluene	-	23000	-	-	-	-	-	-	-	-	-	-
2-Hexanone	-	1300	< 0.59	< 0.59	-	-	-	-	-	-	-	-
2-Phenylbutane (sec-Butylbenzene)	-	120000	-	-	-	-	-	-	-	-	-	-
4-Chlorotoluene	-	23000	-	-	-	-	-	-	-	-	-	-
4-Methyl-2-Pentanone (Methyl Isobutyl Ketone)	-	56000	< 0.59	< 0.59	-	-	-	-	-	-	-	-
Acetone	-	670000	< 2.1	< 2.1	-	-	-	-	-	-	-	-
Benzene	0.005	5.1	< 0.059	< 0.059	< 0.0011	< 0.0012	< 0.0012	< 0.0011	< 0.0013	< 0.0012	< 0.0011	< 0.0012
Bromobenzene	-	1800	-	-	-	-	-	-	-	-	-	-
Bromodichloromethane	-	1.3	< 0.059	< 0.059	-	-	-	-	-	-	-	-
Bromoform	-	86	< 0.23	< 0.24	-	-	-	-	-	-	-	-
Bromomethane (Methyl Bromide)	-	30	< 0.12	< 0.12	-	-	-	-	-	-	-	-
Carbon disulfide	-	3500	< 0.59	< 0.59	-	-	-	-	-	-	-	-
Carbon tetrachloride	-	2.9	< 0.059	< 0.059	-	-	-	-	-	-	-	-
Chlorobenzene	-	1300	< 0.059	< 0.059	-	-	-	-	-	-	-	-
Chlorobromomethane	-	630	< 0.29	< 0.30	-	-	-	-	-	-	-	-
Chloroethane	-	57000	< 0.12	< 0.12	-	-	-	-	-	-	-	-
Chloroform (Trichloromethane)	-	1.4	< 0.088	< 0.089	-	-	-	-	-	-	-	-
Chloromethane (Methyl Chloride)	-	460	< 0.29	< 0.30	-	-	-	-	-	-	-	-
cis-1,2-Dichloroethene	-	2300	0.027 J	< 0.059	-	-	-	-	-	-	-	-
cis-1,3-Dichloropropene	-	-	< 0.059	< 0.059	-	-	-	-	-	-	-	-
Cyclohexane	-	27000	< 1.2	< 1.2	-	-	-	-	-	-	-	-
Cymene (p-Isopropyltoluene)	-	-	-	-	-	-	-	-	-	-	-	-
Dibromochloromethane	-	3.3	< 0.059	< 0.059	-	-	-	-	-	-	-	-

TABLE 3
 SUMMARY OF SOIL SAMPLE ANALYTICAL RESULTS AND EXCEEDANCES - VOCs
 BUZZARD POINT D.C. UNITED SOCCER STADIUM DEVELOPMENT
 WASHINGTON, D.C

Location Sample Date Sample Name Sample Type Sample Depth Interval (ft bgs)	DC Tier 0 Soil Standards ¹	EPA Regional Screening Level for Industrial Soil ²	DP-066 07/13/2015 DP-066-SO-050-01 Primary 4.5 - 5	DP-105 07/17/2015 DP-105-SO-100-01 Primary 9.5 - 10	DP-110 07/20/2015 DP-110-SO-010-01 Primary 0.5 - 1	DP-110 07/20/2015 DP-110-SO-050-01 Primary 4.5 - 5	DP-110 07/20/2015 DP-110-SO-100-01 Primary 9.5 - 10	DP-111 07/20/2015 DP-111-SO-010-01 Primary 0.5 - 1	DP-111 07/20/2015 DP-111-SO-050-01 Primary 4.5 - 5	DP-111 07/20/2015 DP-111-SO-100-01 Primary 9.5 - 10	DP-112 07/20/2015 DP-112-SO-010-01 Primary 0.5 - 1	DP-112 07/20/2015 DP-112-SO-050-01 Primary 4.5 - 5
Dibromomethane	-	98	-	-	-	-	-	-	-	-	-	-
Dichlorodifluoromethane (CFC-12)	-	370	< 0.59	< 0.59	-	-	-	-	-	-	-	-
Diisopropyl ether	-	9400	-	-	-	-	-	-	-	-	-	-
Ethylbenzene	0.04	25	< 0.059	< 0.059	0.00075 J	< 0.0012	< 0.0012	< 0.0011	< 0.0013	< 0.0012	< 0.0011	< 0.0012
Hexachlorobutadiene	-	5.3	-	-	-	-	-	-	-	-	-	-
Isopropylbenzene	-	9900	< 0.059	< 0.059	-	-	-	-	-	-	-	-
m,p-Xylenes	-	-	< 0.12	< 0.12	0.0031	< 0.0025	< 0.0025	< 0.0022	< 0.0026	< 0.0025	< 0.0023	< 0.0024
Methyl acetate	-	1.20E+06	< 0.23	< 0.24	-	-	-	-	-	-	-	-
Methyl cyclohexane	-	-	< 0.23	< 0.24	-	-	-	-	-	-	-	-
Methyl Tert Butyl Ether	-	210	< 0.12	< 0.12	-	-	-	-	-	-	-	-
Methylene chloride	-	1000	< 0.29	< 0.30	-	-	-	-	-	-	-	-
Naphthalene	-	17	-	-	-	-	-	-	-	-	-	-
n-Butylbenzene	-	58000	-	-	-	-	-	-	-	-	-	-
n-Propylbenzene	-	24000	-	-	-	-	-	-	-	-	-	-
o-Xylene	-	2800	< 0.12	< 0.12	0.0025	< 0.0025	< 0.0025	< 0.0022	< 0.0026	< 0.0025	< 0.0023	< 0.0024
Styrene	-	35000	< 0.12	< 0.12	-	-	-	-	-	-	-	-
tert-Butylbenzene	-	120000	-	-	-	-	-	-	-	-	-	-
Tetrachloroethene	-	100	0.07	< 0.059	-	-	-	-	-	-	-	-
Toluene	9.6	47000	< 0.088	< 0.089	0.00057 J	< 0.0019	< 0.0019	< 0.0017	< 0.0020	< 0.0018	< 0.0017	< 0.0018
trans-1,2-Dichloroethene	-	23000	< 0.088	< 0.089	-	-	-	-	-	-	-	-
trans-1,3-Dichloropropene	-	-	< 0.059	< 0.059	-	-	-	-	-	-	-	-
Trichloroethene	-	6	< 0.059	< 0.059	-	-	-	-	-	-	-	-
Trichlorofluoromethane (CFC-11)	-	3100	< 0.29	< 0.30	-	-	-	-	-	-	-	-
Trifluorotrchloroethane (Freon 113)	-	170000	< 1.2	< 1.2	-	-	-	-	-	-	-	-
Vinyl acetate	-	3800	-	-	-	-	-	-	-	-	-	-
Vinyl chloride	-	1.7	< 0.12	< 0.12	-	-	-	-	-	-	-	-
Xylene (total)	3.86	2800	< 0.12	< 0.12	0.0056	< 0.0025	< 0.0025	< 0.0022	< 0.0026	< 0.0025	< 0.0023	< 0.0024

NOTES

- Bold where detected; highlighted where exceeds
- Results reported in mg/kg
- mg/kg = milligrams per kilogram
- ft bgs = feet below ground surface
- = screening level not available/sample not analyzed
- < = not detected at the indicated reporting limit
- J = estimated value
- VOCs = volatile organic compounds
- 1. DC Tier 0 Standards from the Tier 0 Standard Final Rulemaking published at 40 DCR 7835, 7892 (November 12, 1993); as amended by Final Rulemaking published at 46 DCR 7699 (October 1, 1999)
- 2. United States Environmental Protection Agency (EPA) Regional Screening Level (RSL) Summary Table (June 2015)

TABLE 3
 SUMMARY OF SOIL SAMPLE ANALYTICAL RESULTS AND EXCEEDANCES - VOCs
 BUZZARD POINT D.C. UNITED SOCCER STADIUM DEVELOPMENT
 WASHINGTON, D.C

Location Sample Date Sample Name Sample Type Sample Depth Interval (ft bgs)	DC Tier 0 Soil Standards ¹	EPA Regional Screening Level for Industrial Soil ²	DP-112 07/20/2015 DP-112-SO-100-01 Primary 9.5 - 10	DP-113 07/20/2015 DP-113-SO-010-01 Primary 0.5 - 1	DP-113 07/20/2015 DP-113-SO-050-01 Primary 4.5 - 5	DP-113 07/20/2015 DP-113-SO-100-01 Primary 9.5 - 10	DP-114 07/20/2015 DP-114-SO-010-01 Primary 0.5 - 1	DP-114 07/20/2015 DP-114-SO-050-01 Primary 4.5 - 5	DP-114 07/20/2015 DP-114-SO-100-01 Primary 9.5 - 10	DP-115 07/21/2015 DP-115-SO-010-01 Primary 0.5 - 1	DP-115 07/21/2015 DP-115-SO-010-02 Duplicate 0.5 - 1	DP-115 07/21/2015 DP-115-SO-050-01 Primary 4.5 - 5
Volatile Organic Compounds (mg/kg)												
1,1,1,2-Tetrachloroethane	-	8.8	-	-	-	-	-	-	-	-	-	-
1,1,1-Trichloroethane	-	36000	-	-	-	-	-	-	-	-	-	-
1,1,2,2-Tetrachloroethane	-	2.7	-	-	-	-	-	-	-	-	-	-
1,1,2-Trichloroethane	-	5	-	-	-	-	-	-	-	-	-	-
1,1-Dichloroethane	-	16	-	-	-	-	-	-	-	-	-	-
1,1-Dichloroethene	-	1000	-	-	-	-	-	-	-	-	-	-
1,1-Dichloropropene	-	-	-	-	-	-	-	-	-	-	-	-
1,2,3-Trichlorobenzene	-	930	-	-	-	-	-	-	-	-	-	-
1,2,3-Trichloropropane	-	0.11	-	-	-	-	-	-	-	-	-	-
1,2,4-Trichlorobenzene	-	110	-	-	-	-	-	-	-	-	-	-
1,2,4-Trimethylbenzene	-	240	-	-	-	-	-	-	-	-	-	-
1,2-Dibromo-3-chloropropane (DBCP)	-	0.064	-	-	-	-	-	-	-	-	-	-
1,2-Dibromoethane (Ethylene Dibromide)	-	0.16	-	-	-	-	-	-	-	-	-	-
1,2-Dichlorobenzene	-	9300	-	-	-	-	-	-	-	-	-	-
1,2-Dichloroethane	-	2	-	-	-	-	-	-	-	-	-	-
1,2-Dichloroethene (total)	-	-	-	-	-	-	-	-	-	-	-	-
1,2-Dichloropropane	-	4.4	-	-	-	-	-	-	-	-	-	-
1,3,5-Trimethylbenzene	-	12000	-	-	-	-	-	-	-	-	-	-
1,3-Dichlorobenzene	-	-	-	-	-	-	-	-	-	-	-	-
1,3-Dichloropropane	-	23000	-	-	-	-	-	-	-	-	-	-
1,3-Dichloropropene	-	8.2	-	-	-	-	-	-	-	-	-	-
1,4-Dichlorobenzene	-	11	-	-	-	-	-	-	-	-	-	-
1,4-Dioxane	-	24	-	-	-	-	-	-	-	-	-	-
2,2-Dichloropropane	-	-	-	-	-	-	-	-	-	-	-	-
2-Butanone (Methyl Ethyl Ketone)	-	190000	-	-	-	-	-	-	-	-	-	-
2-Chlorotoluene	-	23000	-	-	-	-	-	-	-	-	-	-
2-Hexanone	-	1300	-	-	-	-	-	-	-	-	-	-
2-Phenylbutane (sec-Butylbenzene)	-	120000	-	-	-	-	-	-	-	-	-	-
4-Chlorotoluene	-	23000	-	-	-	-	-	-	-	-	-	-
4-Methyl-2-Pentanone (Methyl Isobutyl Ketone)	-	56000	-	-	-	-	-	-	-	-	-	-
Acetone	-	670000	-	-	-	-	-	-	-	-	-	-
Benzene	0.005	5.1	< 0.0031	< 0.0011	< 0.0011	< 0.0012	< 0.0011	< 0.0011	< 0.0012	< 0.0011	< 0.0011	< 0.0012
Bromobenzene	-	1800	-	-	-	-	-	-	-	-	-	-
Bromodichloromethane	-	1.3	-	-	-	-	-	-	-	-	-	-
Bromoform	-	86	-	-	-	-	-	-	-	-	-	-
Bromomethane (Methyl Bromide)	-	30	-	-	-	-	-	-	-	-	-	-
Carbon disulfide	-	3500	-	-	-	-	-	-	-	-	-	-
Carbon tetrachloride	-	2.9	-	-	-	-	-	-	-	-	-	-
Chlorobenzene	-	1300	-	-	-	-	-	-	-	-	-	-
Chlorobromomethane	-	630	-	-	-	-	-	-	-	-	-	-
Chloroethane	-	57000	-	-	-	-	-	-	-	-	-	-
Chloroform (Trichloromethane)	-	1.4	-	-	-	-	-	-	-	-	-	-
Chloromethane (Methyl Chloride)	-	460	-	-	-	-	-	-	-	-	-	-
cis-1,2-Dichloroethene	-	2300	-	-	-	-	-	-	-	-	-	-
cis-1,3-Dichloropropene	-	-	-	-	-	-	-	-	-	-	-	-
Cyclohexane	-	27000	-	-	-	-	-	-	-	-	-	-
Cymene (p-Isopropyltoluene)	-	-	-	-	-	-	-	-	-	-	-	-
Dibromochloromethane	-	3.3	-	-	-	-	-	-	-	-	-	-

TABLE 3
 SUMMARY OF SOIL SAMPLE ANALYTICAL RESULTS AND EXCEEDANCES - VOCs
 BUZZARD POINT D.C. UNITED SOCCER STADIUM DEVELOPMENT
 WASHINGTON, D.C

Location Sample Date Sample Name Sample Type Sample Depth Interval (ft bgs)	DC Tier 0 Soil Standards ¹	EPA Regional Screening Level for Industrial Soil ²	DP-112 07/20/2015 DP-112-SO-100-01 Primary 9.5 - 10	DP-113 07/20/2015 DP-113-SO-010-01 Primary 0.5 - 1	DP-113 07/20/2015 DP-113-SO-050-01 Primary 4.5 - 5	DP-113 07/20/2015 DP-113-SO-100-01 Primary 9.5 - 10	DP-114 07/20/2015 DP-114-SO-010-01 Primary 0.5 - 1	DP-114 07/20/2015 DP-114-SO-050-01 Primary 4.5 - 5	DP-114 07/20/2015 DP-114-SO-100-01 Primary 9.5 - 10	DP-115 07/21/2015 DP-115-SO-010-01 Primary 0.5 - 1	DP-115 07/21/2015 DP-115-SO-010-02 Duplicate 0.5 - 1	DP-115 07/21/2015 DP-115-SO-050-01 Primary 4.5 - 5
Dibromomethane	-	98	-	-	-	-	-	-	-	-	-	-
Dichlorodifluoromethane (CFC-12)	-	370	-	-	-	-	-	-	-	-	-	-
Diisopropyl ether	-	9400	-	-	-	-	-	-	-	-	-	-
Ethylbenzene	0.04	25	< 0.0031	< 0.0011	< 0.0011	< 0.0012	< 0.0011	< 0.0011	< 0.0012	< 0.0011	< 0.0011	< 0.0012
Hexachlorobutadiene	-	5.3	-	-	-	-	-	-	-	-	-	-
Isopropylbenzene	-	9900	-	-	-	-	-	-	-	-	-	-
m,p-Xylenes	-	-	< 0.0062	0.00022 J	< 0.0023	< 0.0024	< 0.0022	< 0.0023	< 0.0024	< 0.0023	< 0.0021	< 0.0023
Methyl acetate	-	1.20E+06	-	-	-	-	-	-	-	-	-	-
Methyl cyclohexane	-	-	-	-	-	-	-	-	-	-	-	-
Methyl Tert Butyl Ether	-	210	-	-	-	-	-	-	-	-	-	-
Methylene chloride	-	1000	-	-	-	-	-	-	-	-	-	-
Naphthalene	-	17	-	-	-	-	-	-	-	-	-	-
n-Butylbenzene	-	58000	-	-	-	-	-	-	-	-	-	-
n-Propylbenzene	-	24000	-	-	-	-	-	-	-	-	-	-
o-Xylene	-	2800	< 0.0062	< 0.0022	< 0.0023	< 0.0024	< 0.0022	< 0.0023	< 0.0024	< 0.0023	< 0.0021	< 0.0023
Styrene	-	35000	-	-	-	-	-	-	-	-	-	-
tert-Butylbenzene	-	120000	-	-	-	-	-	-	-	-	-	-
Tetrachloroethene	-	100	-	-	-	-	-	-	-	-	-	-
Toluene	9.6	47000	0.0034 J	< 0.0016	< 0.0017	< 0.0018	< 0.0016	< 0.0017	< 0.0018	< 0.0017	< 0.0016	< 0.0017
trans-1,2-Dichloroethene	-	23000	-	-	-	-	-	-	-	-	-	-
trans-1,3-Dichloropropene	-	-	-	-	-	-	-	-	-	-	-	-
Trichloroethene	-	6	-	-	-	-	-	-	-	-	-	-
Trichlorofluoromethane (CFC-11)	-	3100	-	-	-	-	-	-	-	-	-	-
Trifluorotrchloroethane (Freon 113)	-	170000	-	-	-	-	-	-	-	-	-	-
Vinyl acetate	-	3800	-	-	-	-	-	-	-	-	-	-
Vinyl chloride	-	1.7	-	-	-	-	-	-	-	-	-	-
Xylene (total)	3.86	2800	< 0.0062	0.00022 J	< 0.0023	< 0.0024	< 0.0022	< 0.0023	< 0.0024	< 0.0023	< 0.0021	< 0.0023

NOTES

- Bold where detected; highlighted where exceeds
- Results reported in mg/kg
- mg/kg = milligrams per kilogram
- ft bgs = feet below ground surface
- = screening level not available/sample not analyzed
- < = not detected at the indicated reporting limit
- J = estimated value
- VOCs = volatile organic compounds
- 1. DC Tier 0 Standards from the Tier 0 Standard Final Rulemaking published at 40 DCR 7835, 7892 (November 12, 1993); as amended by Final Rulemaking published at 46 DCR 7699 (October 1, 1999)
- 2. United States Environmental Protection Agency (EPA) Regional Screening Level (RSL) Summary Table (June 2015)

TABLE 3

SUMMARY OF SOIL SAMPLE ANALYTICAL RESULTS AND EXCEEDANCES - VOCs
 BUZZARD POINT D.C. UNITED SOCCER STADIUM DEVELOPMENT
 WASHINGTON, D.C

Location Sample Date Sample Name Sample Type Sample Depth Interval (ft bgs)	DC Tier 0 Soil Standards ¹	EPA Regional Screening Level for Industrial Soil ²	DP-115 07/21/2015 DP-115-SO-050-02 Duplicate 4.5 - 5	DP-115 07/21/2015 DP-115-SO-100-01 Primary 9.5 - 10	DP-115 07/21/2015 DP-115-SO-100-02 Duplicate 9.5 - 10	DP-116 07/21/2015 DP-116-SO-010-01 Primary 0.5 - 1	DP-116 07/21/2015 DP-116-SO-050-01 Primary 4.5 - 5	DP-116 07/21/2015 DP-116-SO-100-01 Primary 9.5 - 10	DP-117 07/21/2015 DP-117-SO-010-01 Primary 0.5 - 1	DP-117 07/21/2015 DP-117-SO-050-01 Primary 4.5 - 5	DP-117 07/21/2015 DP-117-SO-100-01 Primary 9.5 - 10	DP-127 07/22/2015 DP-127-SO-010-01 Primary 0.5 - 1
Volatile Organic Compounds (mg/kg)												
1,1,1,2-Tetrachloroethane	-	8.8	-	-	-	-	-	-	-	-	-	-
1,1,1-Trichloroethane	-	36000	-	-	-	-	-	-	-	-	-	-
1,1,2-Tetrachloroethane	-	2.7	-	-	-	-	-	-	-	-	-	-
1,1,2-Trichloroethane	-	5	-	-	-	-	-	-	-	-	-	-
1,1-Dichloroethane	-	16	-	-	-	-	-	-	-	-	-	-
1,1-Dichloroethene	-	1000	-	-	-	-	-	-	-	-	-	-
1,1-Dichloropropene	-	-	-	-	-	-	-	-	-	-	-	-
1,2,3-Trichlorobenzene	-	930	-	-	-	-	-	-	-	-	-	-
1,2,3-Trichloropropane	-	0.11	-	-	-	-	-	-	-	-	-	-
1,2,4-Trichlorobenzene	-	110	-	-	-	-	-	-	-	-	-	-
1,2,4-Trimethylbenzene	-	240	-	-	-	-	-	-	-	-	-	-
1,2-Dibromo-3-chloropropane (DBCP)	-	0.064	-	-	-	-	-	-	-	-	-	-
1,2-Dibromoethane (Ethylene Dibromide)	-	0.16	-	-	-	-	-	-	-	-	-	-
1,2-Dichlorobenzene	-	9300	-	-	-	-	-	-	-	-	-	-
1,2-Dichloroethane	-	2	-	-	-	-	-	-	-	-	-	-
1,2-Dichloroethene (total)	-	-	-	-	-	-	-	-	-	-	-	-
1,2-Dichloropropane	-	4.4	-	-	-	-	-	-	-	-	-	-
1,3,5-Trimethylbenzene	-	12000	-	-	-	-	-	-	-	-	-	-
1,3-Dichlorobenzene	-	-	-	-	-	-	-	-	-	-	-	-
1,3-Dichloropropane	-	23000	-	-	-	-	-	-	-	-	-	-
1,3-Dichloropropene	-	8.2	-	-	-	-	-	-	-	-	-	-
1,4-Dichlorobenzene	-	11	-	-	-	-	-	-	-	-	-	-
1,4-Dioxane	-	24	-	-	-	-	-	-	-	-	-	-
2,2-Dichloropropane	-	-	-	-	-	-	-	-	-	-	-	-
2-Butanone (Methyl Ethyl Ketone)	-	190000	-	-	-	-	-	-	-	-	-	-
2-Chlorotoluene	-	23000	-	-	-	-	-	-	-	-	-	-
2-Hexanone	-	1300	-	-	-	-	-	-	-	-	-	-
2-Phenylbutane (sec-Butylbenzene)	-	120000	-	-	-	-	-	-	-	-	-	-
4-Chlorotoluene	-	23000	-	-	-	-	-	-	-	-	-	-
4-Methyl-2-Pentanone (Methyl Isobutyl Ketone)	-	56000	-	-	-	-	-	-	-	-	-	-
Acetone	-	670000	-	-	-	-	-	-	-	-	-	-
Benzene	0.005	5.1	< 0.0012	< 0.0013	< 0.0012	< 0.0012	< 0.0012	< 0.0012	< 0.0011	< 0.0012	< 0.0012	< 0.0011
Bromobenzene	-	1800	-	-	-	-	-	-	-	-	-	-
Bromodichloromethane	-	1.3	-	-	-	-	-	-	-	-	-	-
Bromoform	-	86	-	-	-	-	-	-	-	-	-	-
Bromomethane (Methyl Bromide)	-	30	-	-	-	-	-	-	-	-	-	-
Carbon disulfide	-	3500	-	-	-	-	-	-	-	-	-	-
Carbon tetrachloride	-	2.9	-	-	-	-	-	-	-	-	-	-
Chlorobenzene	-	1300	-	-	-	-	-	-	-	-	-	-
Chlorobromomethane	-	630	-	-	-	-	-	-	-	-	-	-
Chloroethane	-	57000	-	-	-	-	-	-	-	-	-	-
Chloroform (Trichloromethane)	-	1.4	-	-	-	-	-	-	-	-	-	-
Chloromethane (Methyl Chloride)	-	460	-	-	-	-	-	-	-	-	-	-
cis-1,2-Dichloroethene	-	2300	-	-	-	-	-	-	-	-	-	-
cis-1,3-Dichloropropene	-	-	-	-	-	-	-	-	-	-	-	-
Cyclohexane	-	27000	-	-	-	-	-	-	-	-	-	-
Cymene (p-Isopropyltoluene)	-	-	-	-	-	-	-	-	-	-	-	-
Dibromochloromethane	-	3.3	-	-	-	-	-	-	-	-	-	-

TABLE 3
 SUMMARY OF SOIL SAMPLE ANALYTICAL RESULTS AND EXCEEDANCES - VOCs
 BUZZARD POINT D.C. UNITED SOCCER STADIUM DEVELOPMENT
 WASHINGTON, D.C

Location Sample Date Sample Name Sample Type Sample Depth Interval (ft bgs)	DC Tier 0 Soil Standards ¹	EPA Regional Screening Level for Industrial Soil ²	DP-115 07/21/2015 DP-115-SO-050-02 Duplicate 4.5 - 5	DP-115 07/21/2015 DP-115-SO-100-01 Primary 9.5 - 10	DP-115 07/21/2015 DP-115-SO-100-02 Duplicate 9.5 - 10	DP-116 07/21/2015 DP-116-SO-010-01 Primary 0.5 - 1	DP-116 07/21/2015 DP-116-SO-050-01 Primary 4.5 - 5	DP-116 07/21/2015 DP-116-SO-100-01 Primary 9.5 - 10	DP-117 07/21/2015 DP-117-SO-010-01 Primary 0.5 - 1	DP-117 07/21/2015 DP-117-SO-050-01 Primary 4.5 - 5	DP-117 07/21/2015 DP-117-SO-100-01 Primary 9.5 - 10	DP-127 07/22/2015 DP-127-SO-010-01 Primary 0.5 - 1
Dibromomethane	-	98	-	-	-	-	-	-	-	-	-	-
Dichlorodifluoromethane (CFC-12)	-	370	-	-	-	-	-	-	-	-	-	-
Diisopropyl ether	-	9400	-	-	-	-	-	-	-	-	-	-
Ethylbenzene	0.04	25	< 0.0012	< 0.0013	< 0.0012	< 0.0012	< 0.0012	< 0.0012	< 0.0011	< 0.0012	< 0.0012	< 0.0011
Hexachlorobutadiene	-	5.3	-	-	-	-	-	-	-	-	-	-
Isopropylbenzene	-	9900	-	-	-	-	-	-	-	-	-	-
m,p-Xylenes	-	-	< 0.0023	< 0.0025	< 0.0025	< 0.0023	< 0.0024	< 0.0024	< 0.0022	< 0.0023	< 0.0024	< 0.0022
Methyl acetate	-	1.20E+06	-	-	-	-	-	-	-	-	-	-
Methyl cyclohexane	-	-	-	-	-	-	-	-	-	-	-	-
Methyl Tert Butyl Ether	-	210	-	-	-	-	-	-	-	-	-	-
Methylene chloride	-	1000	-	-	-	-	-	-	-	-	-	-
Naphthalene	-	17	-	-	-	-	-	-	-	-	-	-
n-Butylbenzene	-	58000	-	-	-	-	-	-	-	-	-	-
n-Propylbenzene	-	24000	-	-	-	-	-	-	-	-	-	-
o-Xylene	-	2800	< 0.0023	< 0.0025	< 0.0025	< 0.0023	< 0.0024	< 0.0024	< 0.0022	< 0.0023	< 0.0024	< 0.0022
Styrene	-	35000	-	-	-	-	-	-	-	-	-	-
tert-Butylbenzene	-	120000	-	-	-	-	-	-	-	-	-	-
Tetrachloroethene	-	100	-	-	-	-	-	-	-	-	-	-
Toluene	9.6	47000	< 0.0017	< 0.0019	< 0.0019	< 0.0017	< 0.0018	< 0.0018	< 0.0017	< 0.0017	< 0.0018	< 0.0016
trans-1,2-Dichloroethene	-	23000	-	-	-	-	-	-	-	-	-	-
trans-1,3-Dichloropropene	-	-	-	-	-	-	-	-	-	-	-	-
Trichloroethene	-	6	-	-	-	-	-	-	-	-	-	-
Trichlorofluoromethane (CFC-11)	-	3100	-	-	-	-	-	-	-	-	-	-
Trifluorotrchloroethane (Freon 113)	-	170000	-	-	-	-	-	-	-	-	-	-
Vinyl acetate	-	3800	-	-	-	-	-	-	-	-	-	-
Vinyl chloride	-	1.7	-	-	-	-	-	-	-	-	-	-
Xylene (total)	3.86	2800	< 0.0023	< 0.0025	< 0.0025	< 0.0023	< 0.0024	< 0.0024	< 0.0022	< 0.0023	< 0.0024	< 0.0022

NOTES

- Bold where detected; highlighted where exceeds
- Results reported in mg/kg
- mg/kg = milligrams per kilogram
- ft bgs = feet below ground surface
- = screening level not available/sample not analyzed
- < = not detected at the indicated reporting limit
- J = estimated value
- VOCs = volatile organic compounds
- 1. DC Tier 0 Standards from the Tier 0 Standard Final Rulemaking published at 40 DCR 7835, 7892 (November 12, 1993); as amended by Final Rulemaking published at 46 DCR 7699 (October 1, 1999)
- 2. United States Environmental Protection Agency (EPA) Regional Screening Level (RSL) Summary Table (June 2015)

TABLE 3
 SUMMARY OF SOIL SAMPLE ANALYTICAL RESULTS AND EXCEEDANCES - VOCs
 BUZZARD POINT D.C. UNITED SOCCER STADIUM DEVELOPMENT
 WASHINGTON, D.C

Location	DC Tier 0 Soil Standards ¹	EPA Regional Screening Level for Industrial Soil ²	DP-127 07/22/2015 DP-127-SO-050-01 Primary 4.5 - 5	DP-127 07/22/2015 DP-127-SO-100-01 Primary 9.5 - 10	DP-128 07/22/2015 DP-128-SO-010-01 Primary 0.5 - 1	DP-128 07/22/2015 DP-128-SO-050-01 Primary 4.5 - 5	DP-128 07/22/2015 DP-128-SO-100-01 Primary 9.5 - 10	DP-129 07/22/2015 DP-129-SO-010-01 Primary 0.5 - 1	DP-129 07/22/2015 DP-129-SO-050-01 Primary 4.5 - 5	DP-129 07/22/2015 DP-129-SO-100-01 Primary 9.5 - 10	DP-130 07/22/2015 DP-130-SO-010-01 Primary 0.5 - 1	DP-130 07/22/2015 DP-130-SO-050-01 Primary 4.5 - 5
Volatile Organic Compounds (mg/kg)												
1,1,1,2-Tetrachloroethane	-	8.8	-	-	-	-	-	-	-	-	-	-
1,1,1-Trichloroethane	-	36000	-	-	-	-	-	-	-	-	-	-
1,1,2-Tetrachloroethane	-	2.7	-	-	-	-	-	-	-	-	-	-
1,1,2-Trichloroethane	-	5	-	-	-	-	-	-	-	-	-	-
1,1-Dichloroethane	-	16	-	-	-	-	-	-	-	-	-	-
1,1-Dichloroethene	-	1000	-	-	-	-	-	-	-	-	-	-
1,1-Dichloropropene	-	-	-	-	-	-	-	-	-	-	-	-
1,2,3-Trichlorobenzene	-	930	-	-	-	-	-	-	-	-	-	-
1,2,3-Trichloropropane	-	0.11	-	-	-	-	-	-	-	-	-	-
1,2,4-Trichlorobenzene	-	110	-	-	-	-	-	-	-	-	-	-
1,2,4-Trimethylbenzene	-	240	-	-	-	-	-	-	-	-	-	-
1,2-Dibromo-3-chloropropane (DBCP)	-	0.064	-	-	-	-	-	-	-	-	-	-
1,2-Dibromoethane (Ethylene Dibromide)	-	0.16	-	-	-	-	-	-	-	-	-	-
1,2-Dichlorobenzene	-	9300	-	-	-	-	-	-	-	-	-	-
1,2-Dichloroethane	-	2	-	-	-	-	-	-	-	-	-	-
1,2-Dichloroethene (total)	-	-	-	-	-	-	-	-	-	-	-	-
1,2-Dichloropropane	-	4.4	-	-	-	-	-	-	-	-	-	-
1,3,5-Trimethylbenzene	-	12000	-	-	-	-	-	-	-	-	-	-
1,3-Dichlorobenzene	-	-	-	-	-	-	-	-	-	-	-	-
1,3-Dichloropropane	-	23000	-	-	-	-	-	-	-	-	-	-
1,3-Dichloropropene	-	8.2	-	-	-	-	-	-	-	-	-	-
1,4-Dichlorobenzene	-	11	-	-	-	-	-	-	-	-	-	-
1,4-Dioxane	-	24	-	-	-	-	-	-	-	-	-	-
2,2-Dichloropropane	-	-	-	-	-	-	-	-	-	-	-	-
2-Butanone (Methyl Ethyl Ketone)	-	190000	-	-	-	-	-	-	-	-	-	-
2-Chlorotoluene	-	23000	-	-	-	-	-	-	-	-	-	-
2-Hexanone	-	1300	-	-	-	-	-	-	-	-	-	-
2-Phenylbutane (sec-Butylbenzene)	-	120000	-	-	-	-	-	-	-	-	-	-
4-Chlorotoluene	-	23000	-	-	-	-	-	-	-	-	-	-
4-Methyl-2-Pentanone (Methyl Isobutyl Ketone)	-	56000	-	-	-	-	-	-	-	-	-	-
Acetone	-	670000	-	-	-	-	-	-	-	-	-	-
Benzene	0.005	5.1	< 0.0011	< 0.0012	< 0.0011	< 0.0011	< 0.0012	< 0.0012	< 0.0012	< 0.0012	< 0.0011	< 0.0011
Bromobenzene	-	1800	-	-	-	-	-	-	-	-	-	-
Bromodichloromethane	-	1.3	-	-	-	-	-	-	-	-	-	-
Bromoform	-	86	-	-	-	-	-	-	-	-	-	-
Bromomethane (Methyl Bromide)	-	30	-	-	-	-	-	-	-	-	-	-
Carbon disulfide	-	3500	-	-	-	-	-	-	-	-	-	-
Carbon tetrachloride	-	2.9	-	-	-	-	-	-	-	-	-	-
Chlorobenzene	-	1300	-	-	-	-	-	-	-	-	-	-
Chlorobromomethane	-	630	-	-	-	-	-	-	-	-	-	-
Chloroethane	-	57000	-	-	-	-	-	-	-	-	-	-
Chloroform (Trichloromethane)	-	1.4	-	-	-	-	-	-	-	-	-	-
Chloromethane (Methyl Chloride)	-	460	-	-	-	-	-	-	-	-	-	-
cis-1,2-Dichloroethene	-	2300	-	-	-	-	-	-	-	-	-	-
cis-1,3-Dichloropropene	-	-	-	-	-	-	-	-	-	-	-	-
Cyclohexane	-	27000	-	-	-	-	-	-	-	-	-	-
Cymene (p-Isopropyltoluene)	-	-	-	-	-	-	-	-	-	-	-	-
Dibromochloromethane	-	3.3	-	-	-	-	-	-	-	-	-	-

TABLE 3
 SUMMARY OF SOIL SAMPLE ANALYTICAL RESULTS AND EXCEEDANCES - VOCs
 BUZZARD POINT D.C. UNITED SOCCER STADIUM DEVELOPMENT
 WASHINGTON, D.C

Location Sample Date Sample Name Sample Type Sample Depth Interval (ft bgs)	DC Tier 0 Soil Standards ¹	EPA Regional Screening Level for Industrial Soil ²	DP-127 07/22/2015 DP-127-SO-050-01 Primary 4.5 - 5	DP-127 07/22/2015 DP-127-SO-100-01 Primary 9.5 - 10	DP-128 07/22/2015 DP-128-SO-010-01 Primary 0.5 - 1	DP-128 07/22/2015 DP-128-SO-050-01 Primary 4.5 - 5	DP-128 07/22/2015 DP-128-SO-100-01 Primary 9.5 - 10	DP-129 07/22/2015 DP-129-SO-010-01 Primary 0.5 - 1	DP-129 07/22/2015 DP-129-SO-050-01 Primary 4.5 - 5	DP-129 07/22/2015 DP-129-SO-100-01 Primary 9.5 - 10	DP-130 07/22/2015 DP-130-SO-010-01 Primary 0.5 - 1	DP-130 07/22/2015 DP-130-SO-050-01 Primary 4.5 - 5
Dibromomethane	-	98	-	-	-	-	-	-	-	-	-	-
Dichlorodifluoromethane (CFC-12)	-	370	-	-	-	-	-	-	-	-	-	-
Diisopropyl ether	-	9400	-	-	-	-	-	-	-	-	-	-
Ethylbenzene	0.04	25	< 0.0011	< 0.0012	< 0.0011	< 0.0011	< 0.0012	< 0.0012	< 0.0012	< 0.0012	< 0.0011	< 0.0011
Hexachlorobutadiene	-	5.3	-	-	-	-	-	-	-	-	-	-
Isopropylbenzene	-	9900	-	-	-	-	-	-	-	-	-	-
m,p-Xylenes	-	-	< 0.0023	< 0.0025	< 0.0021	< 0.0022	< 0.0024	< 0.0023	< 0.0023	< 0.0024	< 0.0022	< 0.0023
Methyl acetate	-	1.20E+06	-	-	-	-	-	-	-	-	-	-
Methyl cyclohexane	-	-	-	-	-	-	-	-	-	-	-	-
Methyl Tert Butyl Ether	-	210	-	-	-	-	-	-	-	-	-	-
Methylene chloride	-	1000	-	-	-	-	-	-	-	-	-	-
Naphthalene	-	17	-	-	-	-	-	-	-	-	-	-
n-Butylbenzene	-	58000	-	-	-	-	-	-	-	-	-	-
n-Propylbenzene	-	24000	-	-	-	-	-	-	-	-	-	-
o-Xylene	-	2800	< 0.0023	< 0.0025	< 0.0021	< 0.0022	< 0.0024	< 0.0023	< 0.0023	< 0.0024	< 0.0022	< 0.0023
Styrene	-	35000	-	-	-	-	-	-	-	-	-	-
tert-Butylbenzene	-	120000	-	-	-	-	-	-	-	-	-	-
Tetrachloroethene	-	100	-	-	-	-	-	-	-	-	-	-
Toluene	9.6	47000	< 0.0017	< 0.0019	< 0.0016	< 0.0017	< 0.0018	< 0.0017	< 0.0018	< 0.0018	< 0.0017	< 0.0017
trans-1,2-Dichloroethene	-	23000	-	-	-	-	-	-	-	-	-	-
trans-1,3-Dichloropropene	-	-	-	-	-	-	-	-	-	-	-	-
Trichloroethene	-	6	-	-	-	-	-	-	-	-	-	-
Trichlorofluoromethane (CFC-11)	-	3100	-	-	-	-	-	-	-	-	-	-
Trifluorotrchloroethane (Freon 113)	-	170000	-	-	-	-	-	-	-	-	-	-
Vinyl acetate	-	3800	-	-	-	-	-	-	-	-	-	-
Vinyl chloride	-	1.7	-	-	-	-	-	-	-	-	-	-
Xylene (total)	3.86	2800	< 0.0023	< 0.0025	< 0.0021	< 0.0022	< 0.0024	< 0.0023	< 0.0023	< 0.0024	< 0.0022	< 0.0023

NOTES

- Bold where detected; highlighted where exceeds
- Results reported in mg/kg
- mg/kg = milligrams per kilogram
- ft bgs = feet below ground surface
- = screening level not available/sample not analyzed
- < = not detected at the indicated reporting limit
- J = estimated value
- VOCs = volatile organic compounds
- 1. DC Tier 0 Standards from the Tier 0 Standard Final Rulemaking published at 40 DCR 7835, 7892 (November 12, 1993); as amended by Final Rulemaking published at 46 DCR 7699 (October 1, 1999)
- 2. United States Environmental Protection Agency (EPA) Regional Screening Level (RSL) Summary Table (June 2015)

TABLE 3
 SUMMARY OF SOIL SAMPLE ANALYTICAL RESULTS AND EXCEEDANCES - VOCs
 BUZZARD POINT D.C. UNITED SOCCER STADIUM DEVELOPMENT
 WASHINGTON, D.C

Location	DC Tier 0 Soil Standards ¹	EPA Regional Screening Level for Industrial Soil ²	DP-130 07/22/2015 DP-130-SO-100-01 Primary 9.5 - 10	DP-131 07/22/2015 DP-131-SO-010-01 Primary 0.5 - 1	DP-131 07/22/2015 DP-131-SO-050-01 Primary 4.5 - 5	DP-131 07/22/2015 DP-131-SO-100-01 Primary 9.5 - 10	DP-132 07/22/2015 DP-132-SO-010-01 Primary 0.5 - 1	DP-132 07/22/2015 DP-132-SO-050-01 Primary 4.5 - 5	DP-132 07/22/2015 DP-132-SO-100-01 Primary 9.5 - 10	DP-133 07/22/2015 DP-133-SO-010-01 Primary 0.5 - 1	DP-133 07/22/2015 DP-133-SO-050-01 Primary 4.5 - 5	DP-133 07/22/2015 DP-133-SO-100-01 Primary 9.5 - 10
Volatile Organic Compounds (mg/kg)												
1,1,1,2-Tetrachloroethane	-	8.8	-	-	-	-	-	-	-	-	-	-
1,1,1-Trichloroethane	-	36000	-	-	-	-	-	-	-	-	-	-
1,1,2,2-Tetrachloroethane	-	2.7	-	-	-	-	-	-	-	-	-	-
1,1,2-Trichloroethane	-	5	-	-	-	-	-	-	-	-	-	-
1,1-Dichloroethane	-	16	-	-	-	-	-	-	-	-	-	-
1,1-Dichloroethene	-	1000	-	-	-	-	-	-	-	-	-	-
1,1-Dichloropropene	-	-	-	-	-	-	-	-	-	-	-	-
1,2,3-Trichlorobenzene	-	930	-	-	-	-	-	-	-	-	-	-
1,2,3-Trichloropropane	-	0.11	-	-	-	-	-	-	-	-	-	-
1,2,4-Trichlorobenzene	-	110	-	-	-	-	-	-	-	-	-	-
1,2,4-Trimethylbenzene	-	240	-	-	-	-	-	-	-	-	-	-
1,2-Dibromo-3-chloropropane (DBCP)	-	0.064	-	-	-	-	-	-	-	-	-	-
1,2-Dibromoethane (Ethylene Dibromide)	-	0.16	-	-	-	-	-	-	-	-	-	-
1,2-Dichlorobenzene	-	9300	-	-	-	-	-	-	-	-	-	-
1,2-Dichloroethane	-	2	-	-	-	-	-	-	-	-	-	-
1,2-Dichloroethene (total)	-	-	-	-	-	-	-	-	-	-	-	-
1,2-Dichloropropane	-	4.4	-	-	-	-	-	-	-	-	-	-
1,3,5-Trimethylbenzene	-	12000	-	-	-	-	-	-	-	-	-	-
1,3-Dichlorobenzene	-	-	-	-	-	-	-	-	-	-	-	-
1,3-Dichloropropane	-	23000	-	-	-	-	-	-	-	-	-	-
1,3-Dichloropropene	-	8.2	-	-	-	-	-	-	-	-	-	-
1,4-Dichlorobenzene	-	11	-	-	-	-	-	-	-	-	-	-
1,4-Dioxane	-	24	-	-	-	-	-	-	-	-	-	-
2,2-Dichloropropane	-	-	-	-	-	-	-	-	-	-	-	-
2-Butanone (Methyl Ethyl Ketone)	-	190000	-	-	-	-	-	-	-	-	-	-
2-Chlorotoluene	-	23000	-	-	-	-	-	-	-	-	-	-
2-Hexanone	-	1300	-	-	-	-	-	-	-	-	-	-
2-Phenylbutane (sec-Butylbenzene)	-	120000	-	-	-	-	-	-	-	-	-	-
4-Chlorotoluene	-	23000	-	-	-	-	-	-	-	-	-	-
4-Methyl-2-Pentanone (Methyl Isobutyl Ketone)	-	56000	-	-	-	-	-	-	-	-	-	-
Acetone	-	670000	-	-	-	-	-	-	-	-	-	-
Benzene	0.005	5.1	< 0.0012	< 0.0010	< 0.0011	< 0.0012	< 0.0011	< 0.0011	< 0.0012	< 0.0011	< 0.0012	< 0.0012
Bromobenzene	-	1800	-	-	-	-	-	-	-	-	-	-
Bromodichloromethane	-	1.3	-	-	-	-	-	-	-	-	-	-
Bromoform	-	86	-	-	-	-	-	-	-	-	-	-
Bromomethane (Methyl Bromide)	-	30	-	-	-	-	-	-	-	-	-	-
Carbon disulfide	-	3500	-	-	-	-	-	-	-	-	-	-
Carbon tetrachloride	-	2.9	-	-	-	-	-	-	-	-	-	-
Chlorobenzene	-	1300	-	-	-	-	-	-	-	-	-	-
Chlorobromomethane	-	630	-	-	-	-	-	-	-	-	-	-
Chloroethane	-	57000	-	-	-	-	-	-	-	-	-	-
Chloroform (Trichloromethane)	-	1.4	-	-	-	-	-	-	-	-	-	-
Chloromethane (Methyl Chloride)	-	460	-	-	-	-	-	-	-	-	-	-
cis-1,2-Dichloroethene	-	2300	-	-	-	-	-	-	-	-	-	-
cis-1,3-Dichloropropene	-	-	-	-	-	-	-	-	-	-	-	-
Cyclohexane	-	27000	-	-	-	-	-	-	-	-	-	-
Cymene (p-Isopropyltoluene)	-	-	-	-	-	-	-	-	-	-	-	-
Dibromochloromethane	-	3.3	-	-	-	-	-	-	-	-	-	-

TABLE 3
 SUMMARY OF SOIL SAMPLE ANALYTICAL RESULTS AND EXCEEDANCES - VOCs
 BUZZARD POINT D.C. UNITED SOCCER STADIUM DEVELOPMENT
 WASHINGTON, D.C

Location	DC Tier 0 Soil Standards ¹	EPA Regional Screening Level for Industrial Soil ²	DP-130 07/22/2015 DP-130-SO-100-01 Primary 9.5 - 10	DP-131 07/22/2015 DP-131-SO-010-01 Primary 0.5 - 1	DP-131 07/22/2015 DP-131-SO-050-01 Primary 4.5 - 5	DP-131 07/22/2015 DP-131-SO-100-01 Primary 9.5 - 10	DP-132 07/22/2015 DP-132-SO-010-01 Primary 0.5 - 1	DP-132 07/22/2015 DP-132-SO-050-01 Primary 4.5 - 5	DP-132 07/22/2015 DP-132-SO-100-01 Primary 9.5 - 10	DP-133 07/22/2015 DP-133-SO-010-01 Primary 0.5 - 1	DP-133 07/22/2015 DP-133-SO-050-01 Primary 4.5 - 5	DP-133 07/22/2015 DP-133-SO-100-01 Primary 9.5 - 10
Dibromomethane	-	98	-	-	-	-	-	-	-	-	-	-
Dichlorodifluoromethane (CFC-12)	-	370	-	-	-	-	-	-	-	-	-	-
Diisopropyl ether	-	9400	-	-	-	-	-	-	-	-	-	-
Ethylbenzene	0.04	25	< 0.0012	< 0.0010	< 0.0011	< 0.0012	< 0.0011	< 0.0011	< 0.0012	< 0.0011	< 0.0012	< 0.0012
Hexachlorobutadiene	-	5.3	-	-	-	-	-	-	-	-	-	-
Isopropylbenzene	-	9900	-	-	-	-	-	-	-	-	-	-
m,p-Xylenes	-	-	< 0.0024	< 0.0020	< 0.0023	< 0.0024	< 0.0022	< 0.0022	< 0.0025	< 0.0022	< 0.0024	< 0.0024
Methyl acetate	-	1.20E+06	-	-	-	-	-	-	-	-	-	-
Methyl cyclohexane	-	-	-	-	-	-	-	-	-	-	-	-
Methyl Tert Butyl Ether	-	210	-	-	-	-	-	-	-	-	-	-
Methylene chloride	-	1000	-	-	-	-	-	-	-	-	-	-
Naphthalene	-	17	-	-	-	-	-	-	-	-	-	-
n-Butylbenzene	-	58000	-	-	-	-	-	-	-	-	-	-
n-Propylbenzene	-	24000	-	-	-	-	-	-	-	-	-	-
o-Xylene	-	2800	< 0.0024	< 0.0020	< 0.0023	< 0.0024	< 0.0022	< 0.0022	< 0.0025	< 0.0022	< 0.0024	< 0.0024
Styrene	-	35000	-	-	-	-	-	-	-	-	-	-
tert-Butylbenzene	-	120000	-	-	-	-	-	-	-	-	-	-
Tetrachloroethene	-	100	-	-	-	-	-	-	-	-	-	-
Toluene	9.6	47000	< 0.0018	< 0.0015	< 0.0017	< 0.0018	< 0.0017	< 0.0016	< 0.0018	< 0.0017	< 0.0018	< 0.0018
trans-1,2-Dichloroethene	-	23000	-	-	-	-	-	-	-	-	-	-
trans-1,3-Dichloropropene	-	-	-	-	-	-	-	-	-	-	-	-
Trichloroethene	-	6	-	-	-	-	-	-	-	-	-	-
Trichlorofluoromethane (CFC-11)	-	3100	-	-	-	-	-	-	-	-	-	-
Trifluorotrchloroethane (Freon 113)	-	170000	-	-	-	-	-	-	-	-	-	-
Vinyl acetate	-	3800	-	-	-	-	-	-	-	-	-	-
Vinyl chloride	-	1.7	-	-	-	-	-	-	-	-	-	-
Xylene (total)	3.86	2800	< 0.0024	< 0.0020	< 0.0023	< 0.0024	< 0.0022	< 0.0022	< 0.0025	< 0.0022	< 0.0024	< 0.0024

NOTES

- Bold where detected; highlighted where exceeds
- Results reported in mg/kg
- mg/kg = milligrams per kilogram
- ft bgs = feet below ground surface
- = screening level not available/sample not analyzed
- < = not detected at the indicated reporting limit
- J = estimated value
- VOCs = volatile organic compounds
- 1. DC Tier 0 Standards from the Tier 0 Standard Final Rulemaking published at 40 DCR 7835, 7892 (November 12, 1993); as amended by Final Rulemaking published at 46 DCR 7699 (October 1, 1999)
- 2. United States Environmental Protection Agency (EPA) Regional Screening Level (RSL) Summary Table (June 2015)

TABLE 3
 SUMMARY OF SOIL SAMPLE ANALYTICAL RESULTS AND EXCEEDANCES - VOCs
 BUZZARD POINT D.C. UNITED SOCCER STADIUM DEVELOPMENT
 WASHINGTON, D.C

Location	DC Tier 0 Soil Standards ¹	EPA Regional Screening Level for Industrial Soil ²	DP-133 07/22/2015 DP-133-SO-100-02 Duplicate 9.5 - 10	DP-134 07/22/2015 DP-134-SO-010-01 Primary 0.5 - 1	DP-134 07/22/2015 DP-134-SO-050-01 Primary 4.5 - 5	DP-134 07/22/2015 DP-134-SO-100-01 Primary 9.5 - 10	DP-135 07/22/2015 DP-135-SO-010-01 Primary 0.5 - 1	DP-135 07/22/2015 DP-135-SO-050-01 Primary 4.5 - 5	GSS-603-800-1 04/10/2015 GSS-603-800-1-1 Primary 3.5 - 5	GSS-603-800-1 04/10/2015 GSS-603-800-1-2 Primary 8.5 - 10	GSS-603-800-2 04/10/2015 GSS-603-800-2-1 Primary 3.5 - 5	GSS-603-800-2 04/10/2015 GSS-603-800-2-2 Primary 8.5 - 10
Volatile Organic Compounds (mg/kg)												
1,1,1,2-Tetrachloroethane	-	8.8	-	-	-	-	-	-	< 0.0082	< 0.0111	< 0.010	< 0.0097
1,1,1-Trichloroethane	-	36000	-	-	-	-	-	-	< 0.0082	< 0.0111	< 0.010	< 0.0097
1,1,2,2-Tetrachloroethane	-	2.7	-	-	-	-	-	-	< 0.0082	< 0.0111	< 0.010	< 0.0097
1,1,2-Trichloroethane	-	5	-	-	-	-	-	-	< 0.0082	< 0.0111	< 0.010	< 0.0097
1,1-Dichloroethane	-	16	-	-	-	-	-	-	< 0.0082	< 0.0111	< 0.010	< 0.0097
1,1-Dichloroethene	-	1000	-	-	-	-	-	-	< 0.0082	< 0.0111	< 0.010	< 0.0097
1,1-Dichloropropene	-	-	-	-	-	-	-	-	< 0.0082	< 0.0111	< 0.010	< 0.0097
1,2,3-Trichlorobenzene	-	930	-	-	-	-	-	-	< 0.0082	< 0.0111	< 0.010	< 0.0097
1,2,3-Trichloropropane	-	0.11	-	-	-	-	-	-	< 0.0082	< 0.0111	< 0.010	< 0.0097
1,2,4-Trichlorobenzene	-	110	-	-	-	-	-	-	< 0.0082	< 0.0111	< 0.010	< 0.0097
1,2,4-Trimethylbenzene	-	240	-	-	-	-	-	-	< 0.0082	< 0.0111	< 0.010	< 0.0097
1,2-Dibromo-3-chloropropane (DBCP)	-	0.064	-	-	-	-	-	-	< 0.0082	< 0.0111	< 0.010	< 0.0097
1,2-Dibromoethane (Ethylene Dibromide)	-	0.16	-	-	-	-	-	-	< 0.0082	< 0.0111	< 0.010	< 0.0097
1,2-Dichlorobenzene	-	9300	-	-	-	-	-	-	< 0.0082	< 0.0111	< 0.010	< 0.0097
1,2-Dichloroethane	-	2	-	-	-	-	-	-	< 0.0082	< 0.0111	< 0.010	< 0.0097
1,2-Dichloroethene (total)	-	-	-	-	-	-	-	-	-	-	-	-
1,2-Dichloropropane	-	4.4	-	-	-	-	-	-	< 0.0082	< 0.0111	< 0.010	< 0.0097
1,3,5-Trimethylbenzene	-	12000	-	-	-	-	-	-	< 0.0082	< 0.0111	< 0.010	< 0.0097
1,3-Dichlorobenzene	-	-	-	-	-	-	-	-	< 0.0082	< 0.0111	< 0.010	< 0.0097
1,3-Dichloropropane	-	23000	-	-	-	-	-	-	< 0.0082	< 0.0111	< 0.010	< 0.0097
1,3-Dichloropropene	-	8.2	-	-	-	-	-	-	-	-	-	-
1,4-Dichlorobenzene	-	11	-	-	-	-	-	-	< 0.0082	< 0.0111	< 0.010	< 0.0097
1,4-Dioxane	-	24	-	-	-	-	-	-	-	-	-	-
2,2-Dichloropropane	-	-	-	-	-	-	-	-	< 0.0082	< 0.0111	< 0.010	< 0.0097
2-Butanone (Methyl Ethyl Ketone)	-	190000	-	-	-	-	-	-	< 0.165	< 0.222	< 0.20	< 0.194
2-Chlorotoluene	-	23000	-	-	-	-	-	-	< 0.0082	< 0.0111	< 0.010	< 0.0097
2-Hexanone	-	1300	-	-	-	-	-	-	< 0.0823	< 0.111	< 0.0999	< 0.0972
2-Phenylbutane (sec-Butylbenzene)	-	120000	-	-	-	-	-	-	< 0.0082	< 0.0111	< 0.010	< 0.0097
4-Chlorotoluene	-	23000	-	-	-	-	-	-	< 0.0082	< 0.0111	< 0.010	< 0.0097
4-Methyl-2-Pentanone (Methyl Isobutyl Ketone)	-	56000	-	-	-	-	-	-	< 0.0823	< 0.111	< 0.0999	< 0.0972
Acetone	-	670000	-	-	-	-	-	-	< 0.165	< 0.222	< 0.20	< 0.194
Benzene	0.005	5.1	< 0.0012	< 0.0011	< 0.0011	< 0.0012	< 0.0011	< 0.0011	< 0.0082	< 0.0111	< 0.010	< 0.0097
Bromobenzene	-	1800	-	-	-	-	-	-	< 0.0082	< 0.0111	< 0.010	< 0.0097
Bromodichloromethane	-	1.3	-	-	-	-	-	-	< 0.0082	< 0.0111	< 0.010	< 0.0097
Bromoform	-	86	-	-	-	-	-	-	< 0.0082	< 0.0111	< 0.010	< 0.0097
Bromomethane (Methyl Bromide)	-	30	-	-	-	-	-	-	< 0.0165	< 0.0222	< 0.020	< 0.0194
Carbon disulfide	-	3500	-	-	-	-	-	-	-	-	-	-
Carbon tetrachloride	-	2.9	-	-	-	-	-	-	< 0.0082	< 0.0111	< 0.010	< 0.0097
Chlorobenzene	-	1300	-	-	-	-	-	-	< 0.0082	< 0.0111	< 0.010	< 0.0097
Chlorobromomethane	-	630	-	-	-	-	-	-	< 0.0082	< 0.0111	< 0.010	< 0.0097
Chloroethane	-	57000	-	-	-	-	-	-	< 0.0165	< 0.0222	< 0.020	< 0.0194
Chloroform (Trichloromethane)	-	1.4	-	-	-	-	-	-	< 0.0082	< 0.0111	< 0.010	< 0.0097
Chloromethane (Methyl Chloride)	-	460	-	-	-	-	-	-	< 0.0165	< 0.0222	< 0.020	< 0.0194
cis-1,2-Dichloroethene	-	2300	-	-	-	-	-	-	< 0.0082	< 0.0111	< 0.010	< 0.0097
cis-1,3-Dichloropropene	-	-	-	-	-	-	-	-	< 0.0082	< 0.0111	< 0.010	< 0.0097
Cyclohexane	-	27000	-	-	-	-	-	-	-	-	-	-
Cymene (p-Isopropyltoluene)	-	-	-	-	-	-	-	-	< 0.0082	< 0.0111	< 0.010	< 0.0097
Dibromochloromethane	-	3.3	-	-	-	-	-	-	< 0.0082	< 0.0111	< 0.010	< 0.0097

TABLE 3
 SUMMARY OF SOIL SAMPLE ANALYTICAL RESULTS AND EXCEEDANCES - VOCs
 BUZZARD POINT D.C. UNITED SOCCER STADIUM DEVELOPMENT
 WASHINGTON, D.C

Location	DC Tier 0 Soil Standards ¹	EPA Regional Screening Level for Industrial Soil ²	DP-133 07/22/2015 DP-133-SO-100-02 Duplicate 9.5 - 10	DP-134 07/22/2015 DP-134-SO-010-01 Primary 0.5 - 1	DP-134 07/22/2015 DP-134-SO-050-01 Primary 4.5 - 5	DP-134 07/22/2015 DP-134-SO-100-01 Primary 9.5 - 10	DP-135 07/22/2015 DP-135-SO-010-01 Primary 0.5 - 1	DP-135 07/22/2015 DP-135-SO-050-01 Primary 4.5 - 5	GSS-603-800-1 04/10/2015 GSS-603-800-1-1 Primary 3.5 - 5	GSS-603-800-1 04/10/2015 GSS-603-800-1-2 Primary 8.5 - 10	GSS-603-800-2 04/10/2015 GSS-603-800-2-1 Primary 3.5 - 5	GSS-603-800-2 04/10/2015 GSS-603-800-2-2 Primary 8.5 - 10
Dibromomethane	-	98	-	-	-	-	-	-	< 0.0082	< 0.0111	< 0.010	< 0.0097
Dichlorodifluoromethane (CFC-12)	-	370	-	-	-	-	-	-	< 0.0165	< 0.0222	< 0.020	< 0.0194
Diisopropyl ether	-	9400	-	-	-	-	-	-	< 0.0082	< 0.0111	< 0.010	< 0.0097
Ethylbenzene	0.04	25	< 0.0012	< 0.0011	< 0.0011	< 0.0012	< 0.0011	< 0.0011	< 0.0082	< 0.0111	< 0.010	< 0.0097
Hexachlorobutadiene	-	5.3	-	-	-	-	-	-	< 0.0082	< 0.0111	< 0.010	< 0.0097
Isopropylbenzene	-	9900	-	-	-	-	-	-	< 0.0082	< 0.0111	< 0.010	< 0.0097
m,p-Xylenes	-	-	< 0.0024	< 0.0022	< 0.0022	< 0.0024	< 0.0023	0.00030 J	< 0.0165	< 0.0222	< 0.020	< 0.0194
Methyl acetate	-	1.20E+06	-	-	-	-	-	-	-	-	-	-
Methyl cyclohexane	-	-	-	-	-	-	-	-	-	-	-	-
Methyl Tert Butyl Ether	-	210	-	-	-	-	-	-	< 0.0082	< 0.0111	< 0.010	< 0.0097
Methylene chloride	-	1000	-	-	-	-	-	-	< 0.0329	< 0.0444	0.0559	< 0.0389
Naphthalene	-	17	-	-	-	-	-	-	< 0.0082	< 0.0111	< 0.010	< 0.0097
n-Butylbenzene	-	58000	-	-	-	-	-	-	< 0.0082	< 0.0111	< 0.010	< 0.0097
n-Propylbenzene	-	24000	-	-	-	-	-	-	< 0.0082	< 0.0111	< 0.010	< 0.0097
o-Xylene	-	2800	< 0.0024	< 0.0022	< 0.0022	< 0.0024	< 0.0023	0.00043 J	< 0.0082	< 0.0111	< 0.010	< 0.0097
Styrene	-	35000	-	-	-	-	-	-	< 0.0082	< 0.0111	< 0.010	< 0.0097
tert-Butylbenzene	-	120000	-	-	-	-	-	-	< 0.0082	< 0.0111	< 0.010	< 0.0097
Tetrachloroethene	-	100	-	-	-	-	-	-	< 0.0082	< 0.0111	< 0.010	< 0.0097
Toluene	9.6	47000	< 0.0018	< 0.0017	< 0.0017	< 0.0018	< 0.0017	0.00024 J	< 0.0082	< 0.0111	< 0.010	< 0.0097
trans-1,2-Dichloroethene	-	23000	-	-	-	-	-	-	< 0.0082	< 0.0111	< 0.010	< 0.0097
trans-1,3-Dichloropropene	-	-	-	-	-	-	-	-	< 0.0082	< 0.0111	< 0.010	< 0.0097
Trichloroethene	-	6	-	-	-	-	-	-	< 0.0082	< 0.0111	< 0.010	< 0.0097
Trichlorofluoromethane (CFC-11)	-	3100	-	-	-	-	-	-	< 0.0082	< 0.0111	< 0.010	< 0.0097
Trifluorotrchloroethane (Freon 113)	-	170000	-	-	-	-	-	-	-	-	-	-
Vinyl acetate	-	3800	-	-	-	-	-	-	< 0.0823	< 0.111	< 0.0999	< 0.0972
Vinyl chloride	-	1.7	-	-	-	-	-	-	< 0.0165	< 0.0222	< 0.020	< 0.0194
Xylene (total)	3.86	2800	< 0.0024	< 0.0022	< 0.0022	< 0.0024	< 0.0023	0.00073 J	< 0.0165	< 0.0222	< 0.020	< 0.0194

NOTES

- Bold where detected; highlighted where exceeds
- Results reported in mg/kg
- mg/kg = milligrams per kilogram
- ft bgs = feet below ground surface
- = screening level not available/sample not analyzed
- < = not detected at the indicated reporting limit
- J = estimated value
- VOCs = volatile organic compounds
- 1. DC Tier 0 Standards from the Tier 0 Standard Final Rulemaking published at 40 DCR 7835, 7892 (November 12, 1993); as amended by Final Rulemaking published at 46 DCR 7699 (October 1, 1999)
- 2. United States Environmental Protection Agency (EPA) Regional Screening Level (RSL) Summary Table (June 2015)

TABLE 3
 SUMMARY OF SOIL SAMPLE ANALYTICAL RESULTS AND EXCEEDANCES - VOCs
 BUZZARD POINT D.C. UNITED SOCCER STADIUM DEVELOPMENT
 WASHINGTON, D.C

Location Sample Date Sample Name Sample Type Sample Depth Interval (ft bgs)	DC Tier 0 Soil Standards ¹	EPA Regional Screening Level for Industrial Soil ²	GSS-603-800-3 04/10/2015 GSS-603-800-3-1 Primary 3.5 - 5	GSS-603-800-3 04/10/2015 GSS-603-800-3-2 Primary 8.5 - 10	GTW-605-802-6 04/09/2015 GTW-605-802-6-1 Primary 3 - 5	GTW-605-802-7 04/10/2015 GTW-605-802-7-1 Primary 5 - 8	GTW-605-802-9 04/09/2015 GTW-605-802-9-1 Primary 3 - 5	GTW-607-13-2 12/05/2013 GTW607-13-2-2 Primary 5 - 10	GSS-607-13-3 12/05/2013 GSS607-13-3-1 Primary 0 - 2	GTW-661-805-1 06/26/2014 GTW661-805-1-1 Primary 0 - 2
Volatile Organic Compounds (mg/kg)										
1,1,1,2-Tetrachloroethane	-	8.8	< 0.0157	< 0.0049	< 0.0074	< 0.0096	< 0.141	< 0.0061	-	-
1,1,1-Trichloroethane	-	36000	< 0.0157	< 0.0049	< 0.0074	< 0.0096	< 0.141	< 0.0061	-	-
1,1,2,2-Tetrachloroethane	-	2.7	< 0.0157	< 0.0049	< 0.0074	< 0.0096	< 0.141	< 0.0061	-	-
1,1,2-Trichloroethane	-	5	< 0.0157	< 0.0049	< 0.0074	< 0.0096	< 0.141	< 0.0061	-	-
1,1-Dichloroethane	-	16	< 0.0157	< 0.0049	< 0.0074	< 0.0096	< 0.141	< 0.0061	-	-
1,1-Dichloroethene	-	1000	< 0.0157	< 0.0049	< 0.0074	< 0.0096	< 0.141	< 0.0061	-	-
1,1-Dichloropropene	-	-	< 0.0157	< 0.0049	< 0.0074	< 0.0096	< 0.141	< 0.0061	-	-
1,2,3-Trichlorobenzene	-	930	< 0.0157	< 0.0049	< 0.0074	< 0.0096	< 0.141	< 0.0061	-	-
1,2,3-Trichloropropane	-	0.11	< 0.0157	< 0.0049	< 0.0074	< 0.0096	< 0.141	< 0.0061	-	-
1,2,4-Trichlorobenzene	-	110	< 0.0157	< 0.0049	< 0.0074	< 0.0096	< 0.141	< 0.0061	-	-
1,2,4-Trimethylbenzene	-	240	< 0.0157	< 0.0049	< 0.0074	< 0.0096	1.98	< 0.0061	-	-
1,2-Dibromo-3-chloropropane (DBCP)	-	0.064	< 0.0157	< 0.0049	< 0.0074	< 0.0096	< 0.141	< 0.0061	-	-
1,2-Dibromoethane (Ethylene Dibromide)	-	0.16	< 0.0157	< 0.0049	< 0.0074	< 0.0096	< 0.141	< 0.0061	-	-
1,2-Dichlorobenzene	-	9300	< 0.0157	< 0.0049	< 0.0074	< 0.0096	< 0.141	< 0.0061	-	-
1,2-Dichloroethane	-	2	< 0.0157	< 0.0049	< 0.0074	< 0.0096	< 0.141	< 0.0061	-	-
1,2-Dichloroethene (total)	-	-	-	-	-	-	-	-	-	-
1,2-Dichloropropane	-	4.4	< 0.0157	< 0.0049	< 0.0074	< 0.0096	< 0.141	< 0.0061	-	-
1,3,5-Trimethylbenzene	-	12000	< 0.0157	< 0.0049	< 0.0074	< 0.0096	0.847	< 0.0061	-	-
1,3-Dichlorobenzene	-	-	< 0.0157	< 0.0049	< 0.0074	< 0.0096	< 0.141	< 0.0061	-	-
1,3-Dichloropropane	-	23000	< 0.0157	< 0.0049	< 0.0074	< 0.0096	< 0.141	< 0.0061	-	-
1,3-Dichloropropene	-	8.2	-	-	-	-	-	-	-	-
1,4-Dichlorobenzene	-	11	< 0.0157	< 0.0049	< 0.0074	< 0.0096	< 0.141	< 0.0061	-	-
1,4-Dioxane	-	24	-	-	-	-	-	-	-	-
2,2-Dichloropropane	-	-	< 0.0157	< 0.0049	< 0.0074	< 0.0096	< 0.141	< 0.0061	-	-
2-Butanone (Methyl Ethyl Ketone)	-	190000	< 0.313	< 0.0972	< 0.148	< 0.193	0.444 J	< 0.123	-	-
2-Chlorotoluene	-	23000	< 0.0157	< 0.0049	< 0.0074	< 0.0096	< 0.141	< 0.0061	-	-
2-Hexanone	-	1300	< 0.157	< 0.0486	< 0.0739	< 0.0963	< 1.41	< 0.0613	-	-
2-Phenylbutane (sec-Butylbenzene)	-	120000	< 0.0157	< 0.0049	< 0.0074	< 0.0096	0.0750 J	< 0.0061	-	-
4-Chlorotoluene	-	23000	< 0.0157	< 0.0049	< 0.0074	< 0.0096	< 0.141	< 0.0061	-	-
4-Methyl-2-Pentanone (Methyl Isobutyl Ketone)	-	56000	< 0.157	< 0.0486	< 0.0739	< 0.0963	< 1.41	< 0.0613	-	-
Acetone	-	670000	< 0.313	< 0.0972	< 0.148	0.173 J	< 2.83	< 0.123	-	-
Benzene	0.005	5.1	< 0.0157	< 0.0049	< 0.0074	< 0.0096	< 0.141	< 0.0061	< 0.0046	< 0.0042
Bromobenzene	-	1800	< 0.0157	< 0.0049	< 0.0074	< 0.0096	< 0.141	< 0.0061	-	-
Bromodichloromethane	-	1.3	< 0.0157	< 0.0049	< 0.0074	< 0.0096	< 0.141	< 0.0061	-	-
Bromoform	-	86	< 0.0157	< 0.0049	< 0.0074	< 0.0096	< 0.141	< 0.0061	-	-
Bromomethane (Methyl Bromide)	-	30	< 0.0313	< 0.0097	< 0.0148	< 0.0193	< 0.283	< 0.0123	-	-
Carbon disulfide	-	3500	-	-	-	-	-	-	-	-
Carbon tetrachloride	-	2.9	< 0.0157	< 0.0049	< 0.0074	< 0.0096	< 0.141	< 0.0061	-	-
Chlorobenzene	-	1300	< 0.0157	< 0.0049	< 0.0074	< 0.0096	< 0.141	< 0.0061	-	-
Chlorobromomethane	-	630	< 0.0157	< 0.0049	< 0.0074	< 0.0096	< 0.141	< 0.0061	-	-
Chloroethane	-	57000	< 0.0313	< 0.0097	< 0.0148	< 0.0193	< 0.283	< 0.0123	-	-
Chloroform (Trichloromethane)	-	1.4	< 0.0157	< 0.0049	< 0.0074	< 0.0096	< 0.141	< 0.0061	-	-
Chloromethane (Methyl Chloride)	-	460	< 0.0313	< 0.0097	< 0.0148	< 0.0193	< 0.283	< 0.0123	-	-
cis-1,2-Dichloroethene	-	2300	< 0.0157	< 0.0049	< 0.0074	< 0.0096	< 0.141	< 0.0061	-	-
cis-1,3-Dichloropropene	-	-	< 0.0157	< 0.0049	< 0.0074	< 0.0096	< 0.141	< 0.0061	-	-
Cyclohexane	-	27000	-	-	-	-	-	-	-	-
Cymene (p-Isopropyltoluene)	-	-	< 0.0157	< 0.0049	< 0.0074	< 0.0096	0.270	< 0.0061	-	-
Dibromochloromethane	-	3.3	< 0.0157	< 0.0049	< 0.0074	< 0.0096	< 0.141	< 0.0061	-	-

TABLE 3
 SUMMARY OF SOIL SAMPLE ANALYTICAL RESULTS AND EXCEEDANCES - VOCs
 BUZZARD POINT D.C. UNITED SOCCER STADIUM DEVELOPMENT
 WASHINGTON, D.C

Location Sample Date Sample Name Sample Type Sample Depth Interval (ft bgs)	DC Tier 0 Soil Standards ¹	EPA Regional Screening Level for Industrial Soil ²	GSS-603-800-3 04/10/2015 GSS-603-800-3-1 Primary 3.5 - 5	GSS-603-800-3 04/10/2015 GSS-603-800-3-2 Primary 8.5 - 10	GTW-605-802-6 04/09/2015 GTW-605-802-6-1 Primary 3 - 5	GTW-605-802-7 04/10/2015 GTW-605-802-7-1 Primary 5 - 8	GTW-605-802-9 04/09/2015 GTW-605-802-9-1 Primary 3 - 5	GTW-607-13-2 12/05/2013 GTW607-13-2-2 Primary 5 - 10	GSS-607-13-3 12/05/2013 GSS607-13-3-1 Primary 0 - 2	GTW-661-805-1 06/26/2014 GTW661-805-1-1 Primary 0 - 2
Dibromomethane	-	98	< 0.0157	< 0.0049	< 0.0074	< 0.0096	< 0.141	< 0.0061	-	-
Dichlorodifluoromethane (CFC-12)	-	370	< 0.0313	< 0.0097	< 0.0148	< 0.0193	< 0.283	< 0.0123	-	-
Diisopropyl ether	-	9400	< 0.0157	< 0.0049	< 0.0074	< 0.0096	< 0.141	< 0.0061	-	-
Ethylbenzene	0.04	25	< 0.0157	< 0.0049	< 0.0074	< 0.0096	0.114 J	< 0.0061	< 0.0046	< 0.0042
Hexachlorobutadiene	-	5.3	< 0.0157	< 0.0049	< 0.0074	< 0.0096	< 0.141	< 0.0061	-	-
Isopropylbenzene	-	9900	< 0.0157	< 0.0049	< 0.0074	< 0.0096	0.0642 J	< 0.0061	-	-
m,p-Xylenes	-	-	< 0.0313	< 0.0097	< 0.0148	< 0.0193	0.328	< 0.0123	< 0.0092	< 0.0085
Methyl acetate	-	1.20E+06	-	-	-	-	-	-	-	-
Methyl cyclohexane	-	-	-	-	-	-	-	-	-	-
Methyl Tert Butyl Ether	-	210	< 0.0157	< 0.0049	< 0.0074	< 0.0096	< 0.141	< 0.0061	-	-
Methylene chloride	-	1000	< 0.0627	< 0.0194	< 0.0296	0.0216 J	< 0.565	< 0.0245	-	-
Naphthalene	-	17	< 0.0157	< 0.0049	0.0038 J	< 0.0096	0.730	< 0.0061	< 0.0046	< 0.0042
n-Butylbenzene	-	58000	< 0.0157	< 0.0049	< 0.0074	< 0.0096	0.169	< 0.0061	-	-
n-Propylbenzene	-	24000	< 0.0157	< 0.0049	< 0.0074	< 0.0096	0.125 J	< 0.0061	-	-
o-Xylene	-	2800	< 0.0157	< 0.0049	< 0.0074	< 0.0096	0.329	< 0.0061	< 0.0046	< 0.0042
Styrene	-	35000	< 0.0157	< 0.0049	< 0.0074	< 0.0096	< 0.141	< 0.0061	-	-
tert-Butylbenzene	-	120000	< 0.0157	< 0.0049	< 0.0074	< 0.0096	< 0.141	< 0.0061	-	-
Tetrachloroethene	-	100	< 0.0157	< 0.0049	< 0.0074	< 0.0096	< 0.141	< 0.0061	-	-
Toluene	9.6	47000	< 0.0157	< 0.0049	< 0.0074	< 0.0096	0.118 J	< 0.0061	< 0.0046	< 0.0042
trans-1,2-Dichloroethene	-	23000	< 0.0157	< 0.0049	< 0.0074	< 0.0096	< 0.141	< 0.0061	-	-
trans-1,3-Dichloropropene	-	-	< 0.0157	< 0.0049	< 0.0074	< 0.0096	< 0.141	< 0.0061	-	-
Trichloroethene	-	6	< 0.0157	< 0.0049	< 0.0074	< 0.0096	< 0.141	< 0.0061	-	-
Trichlorofluoromethane (CFC-11)	-	3100	< 0.0157	< 0.0049	< 0.0074	< 0.0096	0.119 J	< 0.0061	-	-
Trifluorotrchloroethane (Freon 113)	-	170000	-	-	-	-	-	-	-	-
Vinyl acetate	-	3800	< 0.157	< 0.0486	< 0.0739	< 0.0963	< 1.41	< 0.0613	-	-
Vinyl chloride	-	1.7	< 0.0313	< 0.0097	< 0.0148	< 0.0193	< 0.283	< 0.0123	-	-
Xylene (total)	3.86	2800	< 0.0313	< 0.0097	< 0.0148	< 0.0193	0.657	< 0.0123	< 0.0092	< 0.0085

NOTES

Bold where detected; highlighted where exceeds
 Results reported in mg/kg
 mg/kg = milligrams per kilogram
 ft bgs = feet below ground surface
 -- = screening level not available/sample not analyzed
 < = not detected at the indicated reporting limit
 J = estimated value
 VOCs = volatile organic compounds

- DC Tier 0 Standards from the Tier 0 Standard Final Rulemaking published at 40 DCR 7835, 7892 (November 12, 1993); as amended by Final Rulemaking published at 46 DCR 7699 (October 1, 1999)
- United States Environmental Protection Agency (EPA) Regional Screening Level (RSL) Summary Table (June 2015)

TABLE 4
SUMMARY OF GROUNDWATER SAMPLE ANALYTICAL RESULTS AND EXCEEDANCES
BUZZARD POINT D.C. UNITED SOCCER STADIUM DEVELOPMENT
WASHINGTON, D.C.

Location Sample Date Sample Type Sample Name	DC Tier 1 Risk-based Groundwater Screening Level ¹			EPA Regional Maximum Contaminant Level ²	GTW-605-802-1	GTW-605-802-1	GTW-605-802-2	GTW-605-802-2	GW-605-802-2	GTW-605-802-6	GTW-605-802-6	GTW-605-802-7	GW-605-802-7	GTW-605-802-9	GTW-605-7-1	GTW-605-7-1
	Inhalation	Outdoor Inhalation	Dermal Contact		04/27/2015	07/27/2015	04/27/2015	04/27/2015	07/27/2015	04/27/2015	07/22/2015	04/27/2015	07/27/2015	04/10/2015	09/22/2014	07/23/2015
	μg/L	μg/L	μg/L		μg/L	μg/L	μg/L	μg/L	μg/L	μg/L	μg/L	μg/L	μg/L	μg/L	μg/L	μg/L
Inorganic Compounds (μg/L)																
Aluminum, Dissolved	-	-	-	-	-	13.2	-	-	18	-	9.6 J	-	5.31 J	-	-	5.34 J
Aluminum, Total	-	-	-	3,030	-	4,580	3,450	-	3,690	-	68.7 J	-	24,300	-	-	-
Antimony, Dissolved	-	-	-	6	0.2967 J	-	-	1.895 J	-	0.8936 J	-	0.3418 J	-	-	-	2.894
Antimony, Total	-	-	-	6	< 5.0	8.6	7.1	-	< 5.0	-	< 5.0	-	6.9	-	-	-
Arsenic, Dissolved	-	-	-	10	0.535	-	-	0.3968 J	-	0.485 J	-	0.8637	-	-	-	1.537
Arsenic, Total	-	-	-	10	< 10	< 10	< 10	-	< 10	-	< 10	-	10.6	-	-	-
Barium, Dissolved	-	-	-	2000	33.44	-	-	29.21	-	163.7	-	128.3	-	-	-	109.2
Barium, Total	-	-	-	2000	33.5	33.6	25.5	-	127	-	91.2	-	359	-	-	-
Beryllium, Dissolved	-	-	-	4	< 0.50	-	-	< 0.50	-	< 0.50	-	< 0.50	-	-	-	< 0.50
Beryllium, Total	-	-	-	4	< 1.0	< 1.0	0.33 J	-	< 1.0	-	< 1.0	-	1.5	-	-	-
Cadmium, Dissolved	-	-	-	5	0.3955	-	-	1.359	-	< 0.20	-	0.2864	-	-	-	< 0.20
Cadmium, Total	-	-	-	5	< 1.0	< 1.0	0.55 J	-	< 1.0	-	< 1.0	-	1.3	-	-	-
Calcium, Dissolved	-	-	-	-	81,400	-	-	47,400	-	85,200	-	138,000	-	-	-	39,500
Calcium, Total	-	-	-	-	47,600	48,600	42,600	-	14,000	-	69,000	-	125,000	-	-	-
Chromium, Dissolved	-	-	-	100	1.9 J	-	-	0.5845 J	-	0.7871 J	-	1.342 J	-	-	-	0.8277 J
Chromium, Total	-	-	-	100	5.9	11.7	8.6	-	8.9	-	< 5.0	-	41.6	-	-	-
Cobalt, Dissolved	-	-	-	-	20.62	-	-	85.55	-	25.03	-	14.52	-	-	-	19.51
Cobalt, Total	-	-	-	-	28.8	92	74.7	-	60.8	-	18.6	-	82.2	-	-	-
Copper, Dissolved	-	-	-	1300	1.793	-	-	0.9738 J	-	0.6117 J	-	3.964	-	-	-	1.042
Copper, Total	-	-	-	1300	14.7	9.5	17.6	-	12.1	-	3.6 J	-	42.2	-	-	-
Iron, Dissolved	-	-	-	-	50.7	-	-	77.3	-	30.3 J	-	2,060	-	-	-	5,770
Iron, Total	-	-	-	-	6,210	10,500	7,390	-	10,500	-	944	-	45,600	-	-	-
Lead, Dissolved	-	-	-	15	< 1.0	-	-	0.2842 J	-	< 1.0	-	0.1812 J	-	-	-	0.9375 J
Lead, Total	-	-	-	15	6.5	8.8	11.5	-	15.2	-	2.7 J	-	30.2	-	-	-
Magnesium, Dissolved	-	-	-	-	62,900	-	-	54,800	-	61,900	-	41,100	-	-	-	29,800
Magnesium, Total	-	-	-	-	37,300	46,000	41,900	-	15,400	-	33,800	-	73,900	-	-	-
Manganese, Dissolved	-	-	-	-	5,634	-	-	4,294	-	3,553	-	3,568	-	-	-	2,085
Manganese, Total	-	-	-	-	4,570	5,450	4,420	-	2,740	-	2,840	-	17,600	-	-	-
Mercury, Dissolved	-	-	-	2	< 0.20	< 0.20	< 0.20	-	< 0.20	-	< 0.20	-	< 0.20	-	-	< 0.20
Mercury, Total	-	-	-	2	< 0.20	< 0.20	< 0.20	-	< 0.20	-	< 0.20	-	< 0.20	-	-	-
Nickel, Dissolved	-	-	-	-	9.753	-	-	36.77	-	13.15	-	9.566	-	-	-	12.46
Nickel, Total	-	-	-	-	14.7	35.5	29.5	-	18.4	-	14	-	41.6	-	-	-
Potassium, Dissolved	-	-	-	-	4,190	-	-	1,520	-	2,300	-	7,360	-	-	-	1,680
Potassium, Total	-	-	-	-	< 5,000	< 5,000	< 5,000	-	< 5,000	-	3,710 J	-	8,780	-	-	-
Selenium, Dissolved	-	-	-	50	< 5.0	< 5.0	< 5.0	3.91 J	-	< 5.0	-	< 5.0	-	-	-	< 5.0
Selenium, Total	-	-	-	50	< 10	< 10	< 10	-	< 10	-	< 10	-	< 10	-	-	-
Silver, Dissolved	-	-	-	-	< 0.40	< 0.40	< 0.40	< 0.40	-	< 0.40	-	< 0.40	-	-	-	< 0.40
Silver, Total	-	-	-	-	< 5.0	< 5.0	< 5.0	-	< 5.0	-	< 5.0	-	< 5.0	-	-	-
Sodium, Dissolved	-	-	-	-	132,000	-	-	611,000	-	126,000	-	49,700	-	-	-	142,000
Sodium, Total	-	-	-	-	208,000	768,000	765,000	-	252,000	-	50,900	-	411,000	-	-	-
Thallium, Dissolved	-	-	-	2	< 0.50	< 0.50	< 0.50	< 0.50	-	< 0.50	-	0.0573 J	-	-	-	< 0.50
Thallium, Total	-	-	-	2	< 10	< 10	< 10	-	< 10	-	< 10	-	< 10	-	-	-
Vanadium, Dissolved	-	-	-	-	< 5.0	< 5.0	< 5.0	< 5.0	-	< 5.0	-	< 5.0	-	-	-	< 5.0
Vanadium, Total	-	-	-	-	10.7	16	12.1	-	10.6	-	< 5.0	-	69.8	-	-	-
Zinc, Dissolved	-	-	-	-	40.76	-	-	26.05	-	9.457 J	-	47.94	-	-	-	39.09
Zinc, Total	-	-	-	-	28.2	59.3	51	-	77.7	-	29.2	-	107	-	-	-
PCBs (μg/L)																
Aroclor-1016 (PCB-1016)	-	-	-	-	-	-	-	-	-	-	-	-	-	-	-	-
Aroclor-1221 (PCB-1221)	-	-	-	-	-	-	-	-	-	-	-	-	-	-	-	-
Aroclor-1232 (PCB-1232)	-	-	-	-	-	-	-	-	-	-	-	-	-	-	-	-
Aroclor-1242 (PCB-1242)	-	-	-	-	-	-	-	-	-	-	-	-	-	-	-	-
Aroclor-1248 (PCB-1248)	-	-	-	-	-	-	-	-	-	-	-	-	-	-	-	-
Aroclor-1254 (PCB-1254)	-	-	-	-	-	-	-	-	-	-	-	-	-	-	-	-
Aroclor-1260 (PCB-1260)	-	-	-	-	-	-	-	-	-	-	-	-	-	-	-	-

TABLE 4
 SUMMARY OF GROUNDWATER SAMPLE ANALYTICAL RESULTS AND EXCEEDANCES
 BUZZARD POINT D.C. UNITED SOCCER STADIUM DEVELOPMENT
 WASHINGTON, D.C.

Location Sample Date Sample Type Sample Name	DC Tier 1 Risk-based Groundwater Screening Level ¹			EPA Regional Maximum Contaminant Level ²	GTW-605-802-1	GTW-605-802-1	GTW-605-802-2	GTW-605-802-2	GW-605-802-2	GTW-605-802-6	GTW-605-802-6	GTW-605-802-7	GW-605-802-7	GTW-605-802-9	GTW-605-7-1	GTW-605-7-1
	Indoor Inhalation	Outdoor Inhalation	Dermal Contact		04/27/2015	07/27/2015	04/27/2015	04/27/2015	07/27/2015	04/27/2015	07/22/2015	04/27/2015	07/27/2015	04/10/2015	09/22/2014	07/23/2015
	µg/L	µg/L	µg/L		µg/L	µg/L	µg/L	µg/L	µg/L	µg/L	µg/L	µg/L	µg/L	µg/L	µg/L	µg/L
Semi-Volatile Organic Compounds (µg/L)																
1,2,4,5-Tetrachlorobenzene	-	-	-	-	-	< 20	-	-	< 10	-	-	-	< 45	-	-	< 10
1,2,4-Trichlorobenzene	-	-	-	70	< 10	-	< 10	< 10	< 10	-	-	< 10	-	< 20	-	-
1,2-Dichlorobenzene	-	-	-	600	< 10	-	< 10	< 10	< 10	-	-	< 10	-	< 20	-	-
1,3-Dichlorobenzene	-	-	-	-	< 10	-	< 10	< 10	< 10	-	-	< 10	-	< 20	-	-
1,4-Dichlorobenzene	-	-	-	75	< 10	-	< 10	< 10	< 10	-	-	< 10	-	< 20	-	-
1-Methylnaphthalene	-	-	-	-	< 10	-	< 10	< 10	< 10	-	-	< 10	-	< 20	-	-
2,2'-oxybis(1-Chloropropane)	-	-	-	-	< 10	< 3.9	< 10	< 10	< 10	< 2.0	-	< 10	< 9.1	< 20	-	< 2.0
2,3,4,6-Tetrachlorophenol	-	-	-	-	-	< 9.8	-	-	< 5.0	-	-	-	< 23	-	-	< 5.0
2,4,5-Trichlorophenol	-	-	-	-	< 10	< 9.8	< 10	< 10	< 5.0	-	-	< 10	< 23	< 20	-	< 5.0
2,4,6-Trichlorophenol	-	-	-	-	< 10	< 9.8	< 10	< 10	< 5.0	-	-	< 10	< 23	< 20	-	< 5.0
2,4-Dichlorophenol	-	-	-	-	< 10	< 9.8	< 10	< 10	< 5.0	-	-	< 10	< 23	< 20	-	< 5.0
2,4-Dimethylphenol	-	-	-	-	< 10	< 9.8	< 10	< 10	< 5.0	-	-	< 10	< 23	< 20	-	< 5.0
2,4-Dinitrophenol	-	-	-	-	< 50	< 39	< 50	< 50	< 20	-	-	< 50	< 91	< 100	-	< 20
2,4-Dinitrotoluene	-	-	-	-	< 10	< 9.8	< 10	< 10	< 5.0	-	-	< 10	< 23	< 20	-	< 5.0
2,6-Dinitrotoluene	-	-	-	-	< 10	< 9.8	< 10	< 10	< 5.0	-	-	< 10	< 23	< 20	-	< 5.0
2-Chloronaphthalene	-	-	-	-	< 10	< 3.9	< 10	< 10	< 2.0	-	-	< 10	< 9.1	< 20	-	< 2.0
2-Chlorophenol	-	-	-	-	< 10	< 3.9	< 10	< 10	< 2.0	-	-	< 10	< 9.1	< 20	-	< 2.0
2-Methylnaphthalene	-	-	-	-	< 10	< 3.9	< 10	< 10	< 2.0	-	-	< 10	< 9.1	< 20	-	< 2.0
2-Methylphenol	-	-	-	-	< 10	< 9.8	< 10	< 10	< 5.0	-	-	< 10	< 23	< 20	-	< 5.0
2-Nitroaniline	-	-	-	-	< 50	< 9.8	< 50	< 50	< 5.0	-	-	< 50	< 23	< 100	-	< 5.0
2-Nitrophenol	-	-	-	-	< 10	< 20	< 10	< 10	< 10	< 10	-	< 10	< 45	< 20	-	< 10
3&4-Methylphenol	-	-	-	-	< 10	-	< 10	< 10	< 10	-	-	< 10	< 10	< 20	-	-
3,3'-Dichlorobenzidine	-	-	-	-	< 20	< 9.8	< 20	< 20	< 5.0	-	-	< 20	< 23	< 40	-	< 5.0
3-Methylphenol	-	-	-	-	-	< 9.8	-	-	< 5.0	-	-	-	< 23	-	-	< 5.0
3-Nitroaniline	-	-	-	-	< 50	< 9.8	< 50	< 50	< 5.0	-	-	< 50	< 23	< 100	-	< 5.0
4,6-Dinitro-2-methylphenol	-	-	-	-	< 20	< 20	< 20	< 20	< 10	-	-	< 20	< 45	< 40	-	< 10
4-Bromophenyl phenyl ether	-	-	-	-	< 10	< 3.9	< 10	< 10	< 2.0	-	-	< 10	< 9.1	< 20	-	< 2.0
4-Chloro-3-methylphenol	-	-	-	-	< 20	< 3.9	< 20	< 20	< 2.0	-	-	< 20	< 9.1	< 40	-	< 2.0
4-Chloroaniline	-	-	-	-	< 20	< 9.8	< 20	< 20	< 5.0	-	-	< 20	< 23	< 40	-	< 5.0
4-Chlorophenyl phenyl ether	-	-	-	-	< 10	< 3.9	< 10	< 10	< 2.0	-	-	< 10	< 9.1	< 20	-	< 2.0
4-Nitroaniline	-	-	-	-	< 20	< 9.8	< 20	< 20	< 5.0	-	-	< 20	< 23	< 40	-	< 5.0
4-Nitrophenol	-	-	-	-	< 50	< 20	< 50	< 50	< 10	-	-	< 50	< 45	< 100	-	< 10
Acenaphthene	-	-	18200	-	< 10	< 3.9	< 10	< 10	< 2.0	-	-	< 10	< 9.1	< 20	-	< 2.0
Acenaphthylene	-	-	-	-	< 10	< 3.9	< 10	< 10	< 2.0	-	-	< 10	< 9.1	< 20	-	< 2.0
Acetophenone	-	-	-	-	-	< 9.8	-	-	< 5.0	-	-	-	< 23	-	-	< 5.0
Aniline	-	-	-	-	< 10	-	< 10	< 10	< 10	-	-	< 10	-	< 20	-	-
Anthracene	-	-	810000	-	< 10	< 3.9	< 10	< 10	< 2.0	-	-	< 10	< 9.1	< 20	-	< 2.0
Atrazine	-	-	-	3	-	< 5.9	-	-	< 3.0	-	-	-	< 14	-	-	< 3.0
Benzaldehyde	-	-	-	-	-	< 9.8	-	-	< 5.0	-	-	-	< 23	-	-	< 5.0
Benzo(a)anthracene	2300	4.93E+06	4.42E+00	-	< 10	< 0.49	< 10	< 10	< 0.25	-	-	< 10	< 1.1	< 20	-	< 0.25
Benzo(a)pyrene	569	623000	0.26	0.2	< 10	< 0.20	< 10	< 10	< 0.10	-	-	< 10	< 0.45	< 20	-	< 0.10
Benzo(b)fluoranthene	6520	1.01E+07	2.55E+00	-	< 10	< 0.39	< 10	< 10	< 0.20	-	-	< 10	< 0.91	< 20	-	< 0.20
Benzo(g,h,i)perylene	-	-	628	-	< 10	< 0.98	< 10	< 10	< 0.50	-	-	< 10	< 2.3	< 20	-	< 0.50
Benzo(k)fluoranthene	6790	1.01E+07	3.66E+01	-	< 10	< 0.39	< 10	< 10	< 0.20	-	-	< 10	< 0.91	< 20	-	< 0.20
Benzoic acid	-	-	-	-	< 50	-	< 50	< 50	-	-	-	< 50	-	< 100	-	-
Benzyl Alcohol	-	-	-	-	< 20	-	< 20	< 20	-	-	-	< 20	-	< 40	-	-
Biphenyl	-	-	-	-	-	< 3.9	-	-	< 2.0	-	-	-	< 9.1	-	-	< 2.0
bis(2-Chloroethoxy)methane	-	-	-	-	< 10	< 9.8	< 10	< 10	< 5.0	-	-	< 10	< 23	< 20	-	< 5.0
bis(2-Chloroethyl)ether	-	-	-	-	< 10	< 0.20	< 10	< 10	< 0.10	-	-	< 10	< 0.45	< 20	-	< 0.10
bis(2-Ethylhexyl)phthalate	-	-	-	6	< 6.0	< 2.0	< 6.0	< 6.0	< 1.0	-	-	< 6.0	5.4	< 12	-	0.56 J
Butyl benzylphthalate	-	-	-	-	< 10	< 9.8	< 10	< 10	< 5.0	-	-	< 10	< 23	< 20	-	< 5.0
Caprolactam	-	-	-	-	-	< 20	-	-	< 10	-	-	-	< 45	-	-	< 10
Carbazole	-	-	-	-	-	< 3.9	-	-	< 2.0	-	-	-	< 9.1	-	-	< 2.0
Chrysene	39900	8.41E+07	4.42E+02	-	< 10	< 3.9	< 10	< 10	< 2.0	-	-	< 10	< 9.1	< 20	-	< 2.0
Dibenz(a,h)anthracene	-	-	-	-	< 10	< 0.20	< 10	< 10	< 0.10	-	-	< 10	< 0.45	< 20	-	< 0.10
Dibenzofuran	-	-	-	-	< 10	< 3.9	< 10	< 10	< 2.0	-	-	< 10	< 9.1	< 20	-	< 2.0
Diethyl phthalate	-	-	-	-	< 10	< 9.8	< 10	< 10	< 5.0	-	-	< 10	< 23	< 20	-	< 5.0
Dimethyl phthalate	-	-	-	-	< 10	< 9.8	< 10	< 10	< 5.0	-	-	< 10	< 23	< 20	-	< 5.0

TABLE 4
 SUMMARY OF GROUNDWATER SAMPLE ANALYTICAL RESULTS AND EXCEEDANCES
 BUZZARD POINT D.C. UNITED SOCCER STADIUM DEVELOPMENT
 WASHINGTON, D.C.

Location Sample Date Sample Type Sample Name	DC Tier 1 Risk-based Groundwater Screening Level ¹			EPA Regional Maximum Contaminant Level ²	GTW-605-802-1	GTW-605-802-1	GTW-605-802-2	GTW-605-802-2	GW-605-802-2	GTW-605-802-6	GTW-605-802-6	GTW-605-802-7	GW-605-802-7	GTW-605-802-9	GTW-605-7-1	GTW-605-7-1
	Indoor Inhalation	Outdoor Inhalation	Dermal Contact		04/27/2015	07/27/2015	04/27/2015	04/27/2015	07/27/2015	04/27/2015	07/22/2015	04/27/2015	07/27/2015	04/10/2015	09/22/2014	07/23/2015
	Primary	Primary	Primary		Primary	Primary	Primary	Duplicate	Primary	Primary	Primary	Primary	Primary	Primary	Primary	Primary
Di-n-butylphthalate	-	-	-	-	< 10	< 9.8	< 10	< 10	< 5.0	-	-	< 10	< 23	< 20	-	< 5.0
Di-n-octyl phthalate	-	-	-	-	< 10	< 9.8	< 10	< 10	< 5.0	-	-	< 10	< 23	< 20	-	< 5.0
Fluoranthene	-	-	4620	-	< 10	< 3.9	< 10	< 10	< 2.0	-	-	< 10	< 9.1	< 20	-	< 2.0
Fluorene	-	-	16200	-	< 10	< 3.9	< 10	< 10	< 2.0	-	-	< 10	< 9.1	< 20	-	< 2.0
Hexachlorobenzene	-	-	-	1	< 10	< 0.39	< 10	< 10	< 0.20	-	-	< 10	< 0.91	< 20	-	< 0.20
Hexachlorobutadiene	-	-	-	-	< 10	< 3.9	< 10	< 10	< 2.0	-	-	< 10	< 9.1	< 20	-	< 2.0
Hexachlorocyclopentadiene	-	-	-	50	< 10	< 39	< 10	< 10	< 20	-	-	< 10	< 91	< 20	-	< 20
Hexachloroethane	-	-	-	-	< 10	< 0.39	< 10	< 10	0.10 J	-	-	< 10	< 0.91	< 20	-	< 0.20
Indeno(1,2,3-cd)pyrene	-	-	-	-	< 10	< 0.98	< 10	< 10	< 0.50	-	-	< 10	< 2.3	< 20	-	< 0.50
Isophorone	-	-	-	-	< 10	< 9.8	< 10	< 10	< 5.0	-	-	< 10	< 23	< 20	-	< 5.0
Naphthalene	764	1.69E+06	1.79E+04	-	< 10	< 3.9	< 10	< 10	< 2.0	-	-	< 10	< 9.1	< 20	-	< 2.0
Nitrobenzene	-	-	-	-	< 10	< 3.9	< 10	< 10	< 2.0	-	-	< 10	< 9.1	< 20	-	< 2.0
N-Nitrosodimethylamine	-	-	-	-	< 10	-	< 10	< 10	-	-	-	< 10	-	< 20	-	-
N-Nitrosodi-n-propylamine	-	-	-	-	< 10	< 0.20	< 10	< 10	< 0.10	-	-	< 10	< 0.45	< 20	-	< 0.10
N-Nitrosodiphenylamine	-	-	-	-	< 10	< 3.9	< 10	< 10	< 2.0	-	-	< 10	< 9.1	< 20	-	< 2.0
Pentachlorophenol	-	-	6300	1	< 25	< 0.20	< 25	< 25	< 0.10	-	-	< 25	< 0.45	< 50	-	< 0.10
Phenanthrene	-	-	-	-	< 10	< 3.9	< 10	< 10	< 2.0	-	-	< 10	< 9.1	< 20	-	< 2.0
Phenol	-	-	-	-	< 10	< 9.8	< 10	< 10	< 5.0	-	-	< 10	< 23	< 20	-	< 5.0
Pyrene	-	-	3930	-	< 10	< 3.9	< 10	< 10	< 2.0	-	-	< 10	< 9.1	< 20	-	< 2.0
Total Petroleum Hydrocarbons (mg/L)																
Diesel Fuel																
Gasoline Range Organics																
Total Petroleum Hydrocarbons (C6-C10) GRO	38.8	85400	-	-	< 0.080	-	< 0.080	< 0.080	-	< 0.080	-	< 0.080	-	< 0.080	< 0.080	-
Total Petroleum Hydrocarbons (C10-C28) DRO	245	543000	-	-	< 0.50	-	0.62	0.12 J	-	1.2	-	0.11 J	-	< 0.50	< 0.50	-
Total Petroleum Hydrocarbons (C28-C40)	-	-	-	-	-	-	-	-	-	-	-	-	-	< 2.0	-	-
Total Petroleum Hydrocarbons (µg/L)																
Total Petroleum Hydrocarbons (C6-C10) GRO	38800	85400000	-	-	-	-	-	-	22 J	-	< 50	-	-	-	-	< 50
Total Petroleum Hydrocarbons (C9-C44) DRO	245000	543000000	-	-	-	-	-	-	371 J	-	230 J	-	-	-	-	524
Volatile Organic Compounds (µg/L)																
1,1,1,2-Tetrachloroethane	-	-	-	-	-	-	-	-	-	< 10	-	-	-	< 10	-	-
1,1,1-Trichloroethane	-	-	-	200	-	< 0.50	-	-	< 0.50	< 10	< 0.50	-	< 0.50	< 10	-	< 0.50
1,1,2,2-Tetrachloroethane	-	-	-	-	-	< 0.50	-	-	< 0.50	< 10	< 0.50	-	< 0.50	< 10	-	< 0.50
1,1,2-Trichloroethane	-	-	-	5	-	< 0.75	-	-	< 0.75	< 10	< 0.75	-	< 0.75	< 10	-	< 0.75
1,1-Dichloroethane	-	-	-	-	-	< 0.75	-	-	< 0.75	< 10	< 0.75	-	< 0.75	< 10	-	< 0.75
1,1-Dichloroethene	-	-	-	7	-	< 0.50	-	-	< 0.50	< 10	< 0.50	-	< 0.50	< 10	-	< 0.50
1,1-Dichloropropene	-	-	-	-	-	-	-	-	-	< 10	-	-	-	< 10	-	-
1,2,3-Trichlorobenzene	-	-	-	-	-	< 2.5	-	-	< 2.5	< 10	< 2.5	-	< 2.5	< 10	-	< 2.5
1,2,3-Trichloropropane	-	-	-	-	-	-	-	-	-	< 10	-	-	-	< 10	-	-
1,2,4-Trichlorobenzene	-	-	-	70	-	< 2.5	-	-	< 2.5	< 10	< 2.5	-	< 2.5	< 10	-	< 2.5
1,2-Dibromo-3-chloropropane (DBCP)	-	-	-	0.2	-	< 2.5	-	-	< 2.5	< 20	< 2.5	-	< 2.5	< 20	-	< 2.5
1,2-Dibromoethane (Ethylene Dibromide)	39.5	88100	358	0.05	-	< 2.0	-	-	< 2.0	< 10	< 2.0	-	< 2.0	< 10	-	< 2.0
1,2-Dichlorobenzene	-	-	-	600	-	< 2.5	-	-	< 2.5	< 10	< 2.5	-	< 2.5	< 10	-	< 2.5
1,2-Dichloroethane	305	672000	8970	5	-	< 0.50	-	-	0.48 J	< 10	< 0.50	-	< 0.50	< 10	-	< 0.50
1,2-Dichloroethene (total)	-	-	-	-	-	< 0.50	-	-	< 0.50	-	< 0.50	-	< 0.50	-	-	< 0.50
1,2-Dichloropropane	-	-	-	5	-	< 1.0	-	-	< 1.0	< 10	< 1.0	-	< 1.0	< 10	-	< 1.0
1,3-Dichlorobenzene	-	-	-	-	-	< 2.5	-	-	< 2.5	< 10	< 2.5	-	< 2.5	< 10	-	< 2.5
1,3-Dichloropropane	-	-	-	-	-	-	-	-	-	< 10	-	-	-	< 10	-	-
1,3-Dichloropropene	-	-	-	-	-	< 0.50	-	-	< 0.50	-	< 0.50	-	< 0.50	-	-	< 0.50
1,4-Dichlorobenzene	-	-	-	75	-	< 2.5	-	-	< 2.5	< 10	< 2.5	-	< 2.5	< 10	-	< 2.5
1,4-Dioxane	-	-	-	-	-	< 250	-	-	< 250	-	< 250	-	< 250	-	-	220 J
2,2-Dichloropropane	-	-	-	-	-	-	-	-	-	< 10	-	-	-	< 10	-	-
2-Butanone (Methyl Ethyl Ketone)	-	-	-	-	-	< 5.0	-	-	< 5.0	< 50	< 5.0	-	< 5.0	< 50	-	< 5.0
2-Chlorotoluene	-	-	-	-	-	-	-	-	-	< 10	-	-	-	< 10	-	-
2-Hexanone	-	-	-	-	-	< 5.0	-	-	< 5.0	< 50	< 5.0	-	< 5.0	< 50	-	< 5.0
4-Chlorotoluene	-	-	-	-	-	-	-	-	-	< 10	-	-	-	< 10	-	-
4-Methyl-2-Pentanone (Methyl Isobutyl Ketone)	-	-	-	-	-	< 5.0	-	-	< 5.0	< 50	< 5.0	-	< 5.0	< 50	-	< 5.0
Acetone	-	-	-	-	-	< 5.0	-	-	< 5.0	< 250	< 5.0	-	< 5.0	< 250	-	3.7 J

TABLE 4
 SUMMARY OF GROUNDWATER SAMPLE ANALYTICAL RESULTS AND EXCEEDANCES
 BUZZARD POINT D.C. UNITED SOCCER STADIUM DEVELOPMENT
 WASHINGTON, D.C.

Location Sample Date Sample Type Sample Name	DC Tier 1 Risk-based Groundwater Screening Level ¹			EPA Regional Maximum Contaminant Level ²	GTW-605-802-1	GTW-605-802-1	GTW-605-802-2	GTW-605-802-2	GW-605-802-2	GTW-605-802-6	GTW-605-802-6	GTW-605-802-7	GW-605-802-7	GTW-605-802-9	GTW-605-7-1	GTW-605-7-1
	Indoor	Outdoor	Dermal		04/27/2015	07/27/2015	04/27/2015	04/27/2015	07/27/2015	04/27/2015	07/22/2015	04/27/2015	07/27/2015	04/10/2015	09/22/2014	07/23/2015
	Inhalation	Inhalation	Contact		GTW-605-802-1-2 Primary	GW-605-802-1-3 Primary	GTW-605-802-2-2 Primary	GTW-605-802-2-3 Duplicate	GW-605-802-2-4 Primary	GTW-605-802-6-2 Primary	GTW-605-802-6-3 Primary	GTW-605-802-7-2 Primary	GW-605-802-7-3 Primary	GTW-605-802-9-2 Primary	GTW-605-7-1-1 Primary	GTW-605-7-1-2 Primary
Benzene	270	591000	4710	5	-	< 0.50	-	-	< 0.50	< 10	< 0.50	-	< 0.50	< 10	< 1.0	< 0.50
Bromobenzene	-	-	-	-	-	-	-	-	-	< 10	-	-	-	< 10	-	-
Bromodichloromethane	-	-	-	80	-	< 0.50	-	-	< 0.50	< 10	< 0.50	-	< 0.50	< 10	-	< 0.50
Bromoform	-	-	-	80	-	< 2.0	-	-	< 2.0	< 10	< 2.0	-	< 2.0	< 10	-	< 2.0
Bromomethane (Methyl Bromide)	-	-	-	-	-	< 1.0	-	-	< 1.0	< 20	< 1.0	-	< 1.0	< 20	-	< 1.0
Carbon disulfide	-	-	-	-	-	0.34 J	-	-	< 5.0	-	< 5.0	-	< 5.0	-	-	0.76 J
Carbon tetrachloride	-	-	-	5	-	< 0.50	-	-	< 0.50	< 10	< 0.50	-	< 0.50	< 10	-	< 0.50
Chlorobenzene	-	-	-	100	-	< 0.50	-	-	< 0.50	< 10	< 0.50	-	< 0.50	< 10	-	< 0.50
Chlorobromomethane	-	-	-	-	-	< 2.5	-	-	< 2.5	< 10	< 2.5	-	< 2.5	< 10	-	< 2.5
Chloroethane	-	-	-	-	-	< 1.0	-	-	< 1.0	< 10	< 1.0	-	< 1.0	< 10	-	< 1.0
Chloroform (Trichloromethane)	-	-	-	80	-	< 0.75	-	-	< 0.75	< 10	< 0.75	-	< 0.75	< 10	-	< 0.75
Chloromethane (Methyl Chloride)	-	-	-	-	-	< 2.5	-	-	< 2.5	< 10	< 2.5	-	< 2.5	< 10	-	0.92 J
cis-1,2-Dichloroethene	-	-	-	70	-	< 0.50	-	-	< 0.50	< 10	< 0.50	-	< 0.50	< 10	-	< 0.50
cis-1,3-Dichloropropene	-	-	-	-	-	< 0.50	-	-	< 0.50	< 10	< 0.50	-	< 0.50	< 10	-	< 0.50
Cyclohexane	-	-	-	-	-	< 10	-	-	< 10	-	< 10	-	< 10	-	-	< 10
Cymene (p-Isopropyltoluene)	-	-	-	-	-	-	-	-	-	< 10	-	-	-	< 10	-	-
Dibromochloromethane	-	-	-	80	-	< 0.50	-	-	< 0.50	< 10	< 0.50	-	< 0.50	< 10	-	< 0.50
Dibromomethane	-	-	-	-	-	-	-	-	-	< 10	-	-	-	< 10	-	-
Dichlorodifluoromethane (CFC-12)	-	-	-	-	-	< 5.0	-	-	< 5.0	< 10	< 5.0	-	< 5.0	< 10	-	< 5.0
Diisopropyl ether	-	-	-	-	-	-	-	-	-	< 10	-	-	-	< 10	-	-
Ethylbenzene	826	1.81E+06	6.20E+03	700	-	< 0.50	-	-	< 0.50	< 10	< 0.50	-	< 0.50	< 10	< 1.0	< 0.50
Hexachlorobutadiene	-	-	-	-	-	-	-	-	-	< 10	-	-	-	< 10	-	-
Isopropylbenzene	-	-	-	-	-	< 0.50	-	-	< 0.50	-	< 0.50	-	< 0.50	-	-	< 0.50
m,p-Xylenes	-	-	-	-	-	< 1.0	-	-	< 1.0	< 20	< 1.0	-	< 1.0	< 20	< 2.0	< 1.0
Methyl acetate	-	-	-	-	-	< 2.0	-	-	< 2.0	-	< 2.0	-	< 2.0	-	-	< 2.0
Methyl cyclohexane	-	-	-	-	-	< 10	-	-	< 10	-	< 10	-	< 10	-	-	< 10
Methyl Tert Butyl Ether	64200	1.42E+08	1.16E+05	-	-	1.0	-	-	0.32 J	< 10	< 1.0	-	< 1.0	< 10	-	< 1.0
Methylene chloride	-	-	-	5	-	< 2.5	-	-	0.37 J	42.4	< 2.5	-	< 2.5	< 20	-	< 2.5
Naphthalene	764	1.69E+06	1.79E+04	-	-	-	-	-	-	< 10	-	-	-	< 10	-	-
o-Xylene	-	-	-	-	-	< 1.0	-	-	< 1.0	< 10	< 1.0	-	< 1.0	< 10	< 1.0	< 1.0
Styrene	-	-	-	100	-	< 1.0	-	-	< 1.0	< 10	< 1.0	-	< 1.0	< 10	-	< 1.0
Tetrachloroethene	-	-	-	5	-	< 0.50	-	-	< 0.50	< 10	< 0.50	-	< 0.50	< 10	-	< 0.50
Toluene	900000	1.97E+09	1.32E+05	1000	-	< 0.75	-	-	< 0.75	< 10	< 0.75	-	< 0.75	< 10	< 1.0	< 0.75
trans-1,2-Dichloroethene	-	-	-	100	-	< 0.75	-	-	< 0.75	< 10	< 0.75	-	< 0.75	< 10	-	< 0.75
trans-1,3-Dichloropropene	-	-	-	-	-	< 0.50	-	-	< 0.50	< 10	< 0.50	-	< 0.50	< 10	-	< 0.50
Trichloroethene	-	-	-	5	-	< 0.50	-	-	< 0.50	< 10	< 0.50	-	< 0.50	< 10	-	< 0.50
Trichlorofluoromethane (CFC-11)	-	-	-	-	-	< 2.5	-	-	< 2.5	< 10	< 2.5	-	< 2.5	< 10	-	< 2.5
Trifluorotrchloroethane (Freon 113)	-	-	-	-	-	< 2.5	-	-	< 2.5	-	< 2.5	-	< 2.5	-	-	< 2.5
Vinyl acetate	-	-	-	-	-	-	-	-	-	< 20	-	-	-	< 20	-	-
Vinyl chloride	-	-	-	2	-	< 1.0	-	-	< 1.0	< 10	< 1.0	-	< 1.0	< 10	-	< 1.0
Xylene (total)	20500	4.49E+07	1.81E+05	10000	-	< 1.0	-	-	< 1.0	< 20	< 1.0	-	< 1.0	< 20	< 2.0	< 1.0

NOTES

Bold where detected; highlighted where exceeds
 ft bgs = feet below ground surface; well screen interval
 mg/L = milligrams per liter
 µg/L = micrograms per liter
 -- = screening level not available/sample not analyzed
 < = not detected at the indicated reporting limit
 J = estimated value

- District of Columbia Risk-Based Corrective Action Technical Guidance, Table 5-8 Risk-based Screening Levels for resident child (building occupant) indoor/outdoor inhalation (June 2011)
- United States Environmental Protection Agency (EPA) Regional Screening Level (RSL) Summary Table (June 2015)

TABLE 4
 SUMMARY OF GROUNDWATER SAMPLE ANALYTICAL RESULTS AND EXCEEDANCES
 BUZZARD POINT D.C. UNITED SOCCER STADIUM DEVELOPMENT
 WASHINGTON, D.C.

Location Sample Date Sample Type Sample Name	DC Tier 1 Risk-based Groundwater Screening Level ¹			EPA Regional Maximum Contaminant Level ²	GTW-605-7-2	GTW-605-7-2	GTW-607-13-1	GTW-607-13-1	GTW-607-13-1A	GTW-607-13-2	GTW-607-13-2A	GTW-661-804-3	GTW-661-24-1	GTW-661-804-1	GTW-661-804-2	GTW-661-804-3
	Indoor	Outdoor	Dermal		09/22/2014	07/23/2015	12/13/2013	07/23/2015	12/12/2013	12/13/2013	12/13/2013	07/22/2015	07/02/2014	07/02/2014	07/02/2014	07/01/2014
	Inhalation	Inhalation	Contact		GTW-605-7-2-1 Primary	GTW-605-7-2-2 Primary	GTW-607-13-1-1 Primary	GTW-607-13-1-2 Primary	GTW-607-13-1A-1 Primary	GTW-607-13-2-1 Primary	GTW-607-13-2A-1 Primary	GTW-661-804-3-5 Primary	GTW-661-24-1-1,2,3,4 Primary	GTW-661-804-1-1,2,3 Primary	GTW-661-804-2-1,2,3 Primary	GTW-661-804-3-1,2,3 Primary
Inorganic Compounds (µg/L)	µg/L	µg/L	µg/L	µg/L												
Aluminum, Dissolved	-	-	-	-	-	12.6	-	10.1	-	-	-	8.55 J	-	-	-	-
Aluminum, Total	-	-	-	-	-	-	-	-	-	-	-	-	-	-	-	-
Antimony, Dissolved	-	-	-	6	-	1.022 J	-	0.617 J	-	-	-	1.606 J	-	-	-	-
Antimony, Total	-	-	-	6	-	-	-	-	-	-	-	-	-	-	-	-
Arsenic, Dissolved	-	-	-	10	-	2.586	-	0.5711	-	-	-	3.947	-	-	-	-
Arsenic, Total	-	-	-	10	< 10	-	-	-	-	-	-	-	-	-	-	-
Barium, Dissolved	-	-	-	2000	-	229.7	-	187.4	-	-	-	207.6	-	-	-	-
Barium, Total	-	-	-	2000	269	-	-	-	-	-	-	-	-	-	-	-
Beryllium, Dissolved	-	-	-	4	-	< 0.50	-	< 0.50	-	-	-	< 0.50	-	-	-	-
Beryllium, Total	-	-	-	4	-	-	-	-	-	-	-	-	-	-	-	-
Cadmium, Dissolved	-	-	-	5	-	< 0.20	-	< 0.20	-	-	-	< 0.20	-	-	-	-
Cadmium, Total	-	-	-	5	< 1.0	-	-	-	-	-	-	-	-	-	-	-
Calcium, Dissolved	-	-	-	-	-	169,000	-	23,400	-	-	-	26,900	-	-	-	-
Calcium, Total	-	-	-	-	-	-	-	-	-	-	-	-	-	-	-	-
Chromium, Dissolved	-	-	-	100	-	0.668 J	-	0.6604 J	-	-	-	10.08	-	-	-	-
Chromium, Total	-	-	-	100	< 5.0	-	-	-	-	-	-	-	-	-	-	-
Cobalt, Dissolved	-	-	-	-	-	4.556	-	5.354	-	-	-	12.11	-	-	-	-
Cobalt, Total	-	-	-	-	-	-	-	-	-	-	-	-	-	-	-	-
Copper, Dissolved	-	-	-	1300	-	< 1.0	-	< 1.0	-	-	-	0.6323 J	-	-	-	-
Copper, Total	-	-	-	1300	-	-	-	-	-	-	-	-	-	-	-	-
Iron, Dissolved	-	-	-	-	-	12,200	-	196	-	-	-	77,200	-	-	-	-
Iron, Total	-	-	-	-	-	-	-	-	-	-	-	-	-	-	-	-
Lead, Dissolved	-	-	-	15	-	0.2282 J	-	< 1.0	-	-	-	4.073	-	-	-	-
Lead, Total	-	-	-	15	67	-	-	-	-	-	-	-	-	-	-	-
Magnesium, Dissolved	-	-	-	-	-	21,400	-	24,800	-	-	-	34,900	-	-	-	-
Magnesium, Total	-	-	-	-	-	-	-	-	-	-	-	-	-	-	-	-
Manganese, Dissolved	-	-	-	-	-	2,511	-	6,045	-	-	-	5,221	-	-	-	-
Manganese, Total	-	-	-	-	-	-	-	-	-	-	-	-	-	-	-	-
Mercury, Dissolved	-	-	-	2	-	< 0.20	-	< 0.20	-	-	-	< 0.20	-	-	-	-
Mercury, Total	-	-	-	2	< 0.20	-	-	-	-	-	-	-	-	-	-	-
Nickel, Dissolved	-	-	-	-	-	7.704	-	1.722 J	-	-	-	9.628	-	-	-	-
Nickel, Total	-	-	-	-	-	-	-	-	-	-	-	-	-	-	-	-
Potassium, Dissolved	-	-	-	-	-	22,600	-	1,800	-	-	-	2,160	-	-	-	-
Potassium, Total	-	-	-	-	-	-	-	-	-	-	-	-	-	-	-	-
Selenium, Dissolved	-	-	-	50	-	< 5.0	-	< 5.0	-	-	-	< 5.0	-	-	-	-
Selenium, Total	-	-	-	50	24.9	-	-	-	-	-	-	-	-	-	-	-
Silver, Dissolved	-	-	-	-	-	< 0.40	-	< 0.40	-	-	-	0.101 J	-	-	-	-
Silver, Total	-	-	-	-	< 5.0	-	-	-	-	-	-	-	-	-	-	-
Sodium, Dissolved	-	-	-	-	-	112,000	-	67,600	-	-	-	189,000	-	-	-	-
Sodium, Total	-	-	-	-	-	-	-	-	-	-	-	-	-	-	-	-
Thallium, Dissolved	-	-	-	2	-	< 0.50	-	< 0.50	-	-	-	< 0.50	-	-	-	-
Thallium, Total	-	-	-	2	-	-	-	-	-	-	-	-	-	-	-	-
Vanadium, Dissolved	-	-	-	-	-	< 5.0	-	< 5.0	-	-	-	< 5.0	-	-	-	-
Vanadium, Total	-	-	-	-	-	-	-	-	-	-	-	-	-	-	-	-
Zinc, Dissolved	-	-	-	-	-	7.916 J	-	< 10	-	-	-	3.927 J	-	-	-	-
Zinc, Total	-	-	-	-	-	-	-	-	-	-	-	-	-	-	-	-
PCBs (µg/L)	µg/L	µg/L	µg/L	µg/L												
Aroclor-1016 (PCB-1016)	-	-	-	-	-	-	-	-	-	-	-	-	< 0.50	-	-	-
Aroclor-1221 (PCB-1221)	-	-	-	-	-	-	-	-	-	-	-	-	< 0.50	-	-	-
Aroclor-1232 (PCB-1232)	-	-	-	-	-	-	-	-	-	-	-	-	< 0.50	-	-	-
Aroclor-1242 (PCB-1242)	-	-	-	-	-	-	-	-	-	-	-	-	< 0.50	-	-	-
Aroclor-1248 (PCB-1248)	-	-	-	-	-	-	-	-	-	-	-	-	< 0.50	-	-	-
Aroclor-1254 (PCB-1254)	-	-	-	-	-	-	-	-	-	-	-	-	< 0.50	-	-	-
Aroclor-1260 (PCB-1260)	-	-	-	-	-	-	-	-	-	-	-	-	< 0.50	-	-	-

TABLE 4
 SUMMARY OF GROUNDWATER SAMPLE ANALYTICAL RESULTS AND EXCEEDANCES
 BUZZARD POINT D.C. UNITED SOCCER STADIUM DEVELOPMENT
 WASHINGTON, D.C.

Location Sample Date Sample Type Sample Name	DC Tier 1 Risk-based Groundwater Screening Level ¹			EPA Regional Maximum Contaminant Level ²	GTW-605-7-2	GTW-605-7-2	GTW-607-13-1	GTW-607-13-1	GTW-607-13-1A	GTW-607-13-2	GTW-607-13-2A	GTW-661-804-3	GTW-661-24-1	GTW-661-804-1	GTW-661-804-2	GTW-661-804-3
	Indoor	Outdoor	Dermal		09/22/2014	07/23/2015	12/13/2013	07/23/2015	12/12/2013	12/13/2013	12/13/2013	07/22/2015	07/02/2014	07/02/2014	07/02/2014	07/01/2014
	Inhalation	Inhalation	Contact		GTW-605-7-2-1 Primary	GTW-605-7-2-2 Primary	GTW-607-13-1-1 Primary	GTW-607-13-1-2 Primary	GTW-607-13-1A-1 Primary	GTW-607-13-2-1 Primary	GTW-607-13-2A-1 Primary	GTW-661-804-3-5 Primary	GTW-661-24-1-1,2,3,4 Primary	GTW-661-804-1-1,2,3 Primary	GTW-661-804-2-1,2,3 Primary	GTW-661-804-3-1,2,3 Primary
Semi-Volatile Organic Compounds (µg/L)	µg/L	µg/L	µg/L	µg/L												
1,2,4,5-Tetrachlorobenzene	-	-	-	-	-	< 10	-	< 10	-	-	-	< 10	-	-	-	-
1,2,4-Trichlorobenzene	-	-	-	70	< 10	-	-	-	-	-	-	-	-	-	-	-
1,2-Dichlorobenzene	-	-	-	600	< 10	-	-	-	-	-	-	-	-	-	-	-
1,3-Dichlorobenzene	-	-	-	-	< 10	-	-	-	-	-	-	-	-	-	-	-
1,4-Dichlorobenzene	-	-	-	75	< 10	-	-	-	-	-	-	-	-	-	-	-
1-Methylnaphthalene	-	-	-	-	< 10	-	-	-	-	-	-	-	-	-	-	-
2,2'-oxybis(1-Chloropropane)	-	-	-	-	< 10	< 2.0	-	< 2.0	-	-	-	< 2.0	-	-	-	-
2,3,4,6-Tetrachlorophenol	-	-	-	-	-	< 5.0	-	< 5.0	-	-	-	< 5.0	-	-	-	-
2,4,5-Trichlorophenol	-	-	-	-	< 10	< 5.0	-	< 5.0	-	-	-	< 5.0	-	-	-	-
2,4,6-Trichlorophenol	-	-	-	-	< 10	< 5.0	-	< 5.0	-	-	-	< 5.0	-	-	-	-
2,4-Dichlorophenol	-	-	-	-	< 10	< 5.0	-	< 5.0	-	-	-	< 5.0	-	-	-	-
2,4-Dimethylphenol	-	-	-	-	< 10	< 5.0	-	< 5.0	-	-	-	< 5.0	-	-	-	-
2,4-Dinitrophenol	-	-	-	-	< 50	< 20	-	< 20	-	-	-	< 20	-	-	-	-
2,4-Dinitrotoluene	-	-	-	-	< 10	< 5.0	-	< 5.0	-	-	-	< 5.0	-	-	-	-
2,6-Dinitrotoluene	-	-	-	-	< 10	< 5.0	-	< 5.0	-	-	-	< 5.0	-	-	-	-
2-Chloronaphthalene	-	-	-	-	< 10	< 2.0	-	< 2.0	-	-	-	< 2.0	-	-	-	-
2-Chlorophenol	-	-	-	-	< 10	< 2.0	-	< 2.0	-	-	-	< 2.0	-	-	-	-
2-Methylnaphthalene	-	-	-	-	< 10	< 2.0	-	< 2.0	-	-	-	4.8	-	-	-	-
2-Methylphenol	-	-	-	-	< 10	< 5.0	-	< 5.0	-	-	-	< 5.0	-	-	-	-
2-Nitroaniline	-	-	-	-	< 50	< 5.0	-	< 5.0	-	-	-	< 5.0	-	-	-	-
2-Nitrophenol	-	-	-	-	< 10	< 10	-	< 10	-	-	-	< 10	-	-	-	-
3&4-Methylphenol	-	-	-	-	< 10	-	-	-	-	-	-	-	-	-	-	-
3,3'-Dichlorobenzidine	-	-	-	-	< 20	< 5.0	-	< 5.0	-	-	-	< 5.0	-	-	-	-
3-Methylphenol	-	-	-	-	-	1.2 J	-	< 5.0	-	-	-	< 5.0	-	-	-	-
3-Nitroaniline	-	-	-	-	< 50	< 5.0	-	< 5.0	-	-	-	< 5.0	-	-	-	-
4,6-Dinitro-2-methylphenol	-	-	-	-	< 20	< 10	-	< 10	-	-	-	< 10	-	-	-	-
4-Bromophenyl phenyl ether	-	-	-	-	< 10	< 2.0	-	< 2.0	-	-	-	< 2.0	-	-	-	-
4-Chloro-3-methylphenol	-	-	-	-	< 20	< 2.0	-	< 2.0	-	-	-	< 2.0	-	-	-	-
4-Chloroaniline	-	-	-	-	< 20	< 5.0	-	< 5.0	-	-	-	< 5.0	-	-	-	-
4-Chlorophenyl phenyl ether	-	-	-	-	< 10	< 2.0	-	< 2.0	-	-	-	< 2.0	-	-	-	-
4-Nitroaniline	-	-	-	-	< 20	< 5.0	-	< 5.0	-	-	-	< 5.0	-	-	-	-
4-Nitrophenol	-	-	-	-	< 50	< 10	-	< 10	-	-	-	< 10	-	-	-	-
Acenaphthene	-	-	18200	-	< 10	< 2.0	-	0.40 J	-	-	-	1.8 J	-	-	-	-
Acenaphthylene	-	-	-	-	< 10	< 2.0	-	< 2.0	-	-	-	< 2.0	-	-	-	-
Acetophenone	-	-	-	-	-	< 5.0	-	< 5.0	-	-	-	< 5.0	-	-	-	-
Aniline	-	-	-	-	< 10	-	-	-	-	-	-	-	-	-	-	-
Anthracene	-	-	810000	-	< 10	< 2.0	-	< 2.0	-	-	-	< 2.0	-	-	-	-
Atrazine	-	-	-	3	-	< 3.0	-	< 3.0	-	-	-	< 3.0	-	-	-	-
Benzaldehyde	-	-	-	-	-	< 5.0	-	< 5.0	-	-	-	< 5.0	-	-	-	-
Benzo(a)anthracene	2300	4.93E+06	4.42E+00	-	< 10	< 0.50	-	< 0.25	-	-	-	< 0.25	-	-	-	-
Benzo(a)pyrene	569	623000	0.26	0.2	< 10	< 0.20	-	< 0.10	-	-	-	< 0.10	-	-	-	-
Benzo(b)fluoranthene	6520	1.01E+07	2.55E+00	-	< 10	< 0.40	-	< 0.20	-	-	-	< 0.20	-	-	-	-
Benzo(g,h,i)perylene	-	-	628	-	< 10	< 1.0	-	< 0.50	-	-	-	< 0.50	-	-	-	-
Benzo(k)fluoranthene	6790	1.01E+07	3.66E+01	-	< 10	< 0.40	-	< 0.20	-	-	-	< 0.20	-	-	-	-
Benzoic acid	-	-	-	-	< 50	-	-	-	-	-	-	-	-	-	-	-
Benzyl Alcohol	-	-	-	-	< 20	-	-	-	-	-	-	-	-	-	-	-
Biphenyl	-	-	-	-	-	< 2.0	-	< 2.0	-	-	-	< 2.0	-	-	-	-
bis(2-Chloroethoxy)methane	-	-	-	-	< 10	< 5.0	-	< 5.0	-	-	-	< 5.0	-	-	-	-
bis(2-Chloroethyl)ether	-	-	-	-	< 10	< 0.20	-	< 0.10	-	-	-	< 0.10	-	-	-	-
bis(2-Ethylhexyl)phthalate	-	-	-	6	< 6.0	0.86 J	-	0.36 J	-	-	-	< 1.0	-	-	-	-
Butyl benzylphthalate	-	-	-	-	< 10	< 5.0	-	< 5.0	-	-	-	< 5.0	-	-	-	-
Caprolactam	-	-	-	-	-	< 10	-	< 10	-	-	-	< 10	-	-	-	-
Carbazole	-	-	-	-	-	< 2.0	-	< 2.0	-	-	-	< 2.0	-	-	-	-
Chrysene	39900	8.41E+07	4.42E+02	-	< 10	< 2.0	-	< 2.0	-	-	-	< 2.0	-	-	-	-
Dibenz(a,h)anthracene	-	-	-	-	< 10	< 0.20	-	< 0.10	-	-	-	< 0.10	-	-	-	-
Dibenzofuran	-	-	-	-	< 10	< 2.0	-	< 2.0	-	-	-	1.5 J	-	-	-	-
Diethyl phthalate	-	-	-	-	< 10	< 5.0	-	< 5.0	-	-	-	< 5.0	-	-	-	-
Dimethyl phthalate	-	-	-	-	< 10	< 5.0	-	< 5.0	-	-	-	< 5.0	-	-	-	-

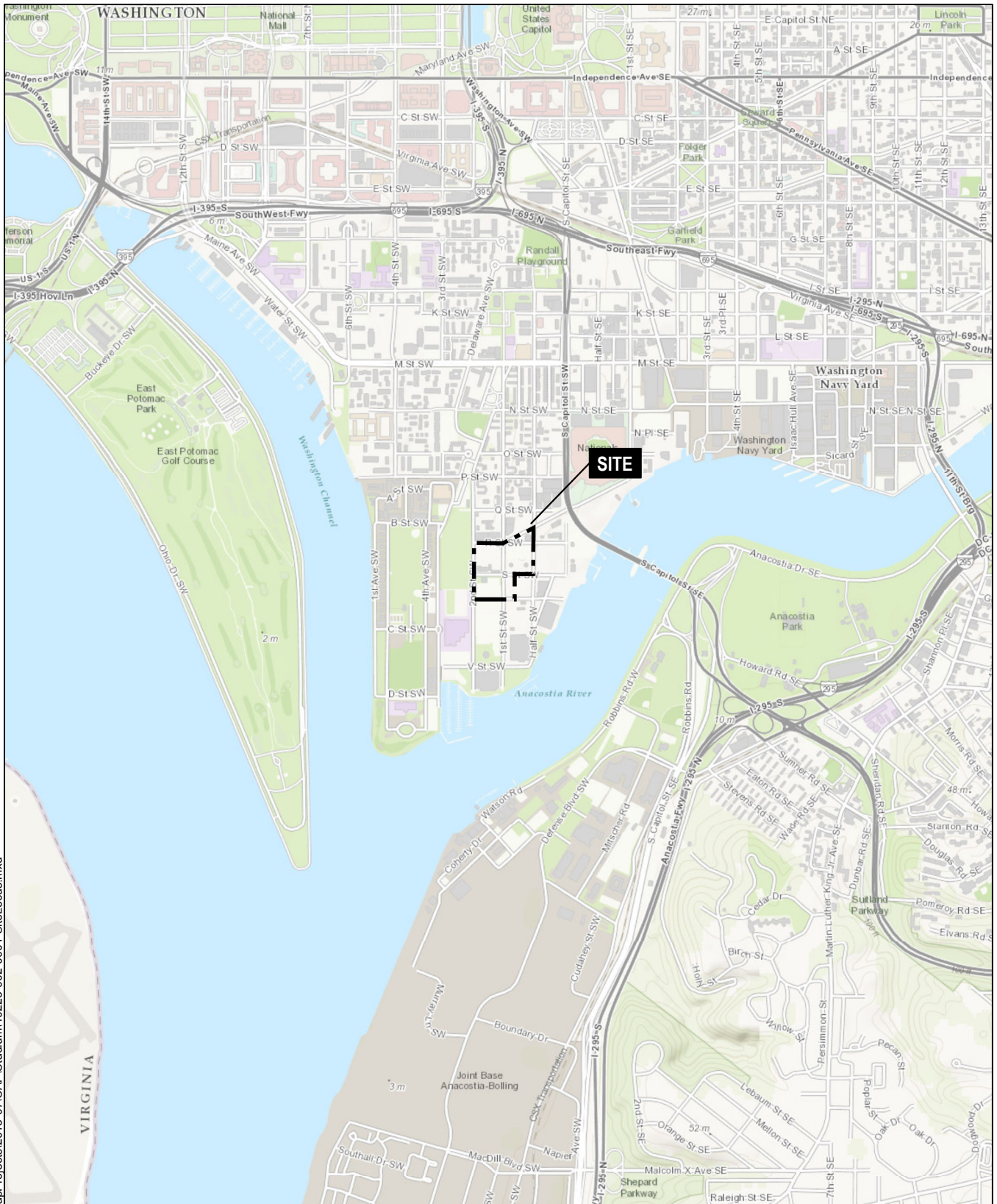
TABLE 4
 SUMMARY OF GROUNDWATER SAMPLE ANALYTICAL RESULTS AND EXCEEDANCES
 BUZZARD POINT D.C. UNITED SOCCER STADIUM DEVELOPMENT
 WASHINGTON, D.C.

Location Sample Date Sample Type Sample Name	DC Tier 1 Risk-based Groundwater Screening Level ¹			EPA Regional Maximum Contaminant Level ²	GTW-605-7-2	GTW-605-7-2	GTW-607-13-1	GTW-607-13-1	GTW-607-13-1A	GTW-607-13-2	GTW-607-13-2A	GTW-661-804-3	GTW-661-24-1	GTW-661-804-1	GTW-661-804-2	GTW-661-804-3
					09/22/2014	07/23/2015	12/13/2013	07/23/2015	12/12/2013	12/13/2013	12/13/2013	07/22/2015	07/02/2014	07/02/2014	07/02/2014	07/01/2014
	Inhalation	Outdoor Inhalation	Dermal Contact		GTW-605-7-2-1 Primary	GTW-605-7-2-2 Primary	GTW-607-13-1-1 Primary	GTW-607-13-1-2 Primary	GTW-607-13-1A-1 Primary	GTW-607-13-2-1 Primary	GTW-607-13-2A-1 Primary	GTW-661-804-3-5 Primary	GTW-661-24-1-1,2,3,4 Primary	GTW-661-804-1-1,2,3 Primary	GTW-661-804-2-1,2,3 Primary	GTW-661-804-3-1,2,3,4 Primary
Di-n-butylphthalate	-	-	-	-	< 10	< 5.0	-	< 5.0	-	-	-	< 5.0	-	-	-	-
Di-n-octyl phthalate	-	-	-	-	< 10	< 5.0	-	< 5.0	-	-	-	< 5.0	-	-	-	-
Fluoranthene	-	-	4620	-	< 10	< 2.0	-	< 2.0	-	-	-	< 2.0	-	-	-	-
Fluorene	-	-	16200	-	< 10	< 2.0	-	0.58 J	-	-	-	3	-	-	-	-
Hexachlorobenzene	-	-	-	1	< 10	< 0.40	-	< 0.20	-	-	-	< 0.20	-	-	-	-
Hexachlorobutadiene	-	-	-	-	< 10	< 2.0	-	< 2.0	-	-	-	< 2.0	-	-	-	-
Hexachlorocyclopentadiene	-	-	-	50	< 10	< 20	-	< 20	-	-	-	< 20	-	-	-	-
Hexachloroethane	-	-	-	-	< 10	< 0.40	-	< 0.20	-	-	-	< 0.20	-	-	-	-
Indeno(1,2,3-cd)pyrene	-	-	-	-	< 10	< 1.0	-	< 0.50	-	-	-	< 0.50	-	-	-	-
Isophorone	-	-	-	-	< 10	< 5.0	-	< 5.0	-	-	-	< 5.0	-	-	-	-
Naphthalene	764	1.69E+06	1.79E+04	-	< 10	< 2.0	-	< 2.0	-	-	-	< 2.0	-	-	-	-
Nitrobenzene	-	-	-	-	< 10	< 2.0	-	< 2.0	-	-	-	< 2.0	-	-	-	-
N-Nitrosodimethylamine	-	-	-	-	< 10	-	-	-	-	-	-	-	-	-	-	-
N-Nitrosodi-n-propylamine	-	-	-	-	< 10	< 0.20	-	< 0.10	-	-	-	< 0.10	-	-	-	-
N-Nitrosodiphenylamine	-	-	-	-	< 10	1.1 J	-	< 2.0	-	-	-	< 2.0	-	-	-	-
Pentachlorophenol	-	-	6300	1	< 25	< 0.20	-	< 0.10	-	-	-	< 0.10	-	-	-	-
Phenanthrene	-	-	-	-	< 10	< 2.0	-	< 2.0	-	-	-	1.9 J	-	-	-	-
Phenol	-	-	-	-	< 10	< 5.0	-	< 5.0	-	-	-	< 5.0	-	-	-	-
Pyrene	-	-	3930	-	< 10	< 2.0	-	< 2.0	-	-	-	< 2.0	-	-	-	-
Total Petroleum Hydrocarbons (mg/L)																
Diesel Fuel								< 0.50								
Gasoline Range Organics								2.1								
Total Petroleum Hydrocarbons (C6-C10) GRO	38.8	85400	-	-	< 0.080	-	-	-	-	-	< 0.080	-	< 0.080	0.66	< 0.080	3.0
Total Petroleum Hydrocarbons (C10-C28) DRO	245	543000	-	-	24.6	-	-	-	-	-	< 0.50	-	< 0.50	< 0.50	< 0.50	3.0
Total Petroleum Hydrocarbons (C28-C40)	-	-	-	-	-	-	-	-	-	-	-	-	-	-	-	-
Total Petroleum Hydrocarbons (µg/L)																
Total Petroleum Hydrocarbons (C6-C10) GRO	38800	85400000	-	-	-	42 J	-	150	-	-	-	1,400	-	-	-	-
Total Petroleum Hydrocarbons (C9-C44) DRO	245000	543000000	-	-	-	37,200	-	700	-	-	-	1,710	-	-	-	-
Volatile Organic Compounds (µg/L)																
1,1,1,2-Tetrachloroethane	-	-	-	-	< 1.0	-	< 1.0	-	< 1.0	< 1.0	< 1.0	-	< 1.0	< 1.0	< 1.0	-
1,1,1-Trichloroethane	-	-	-	200	< 1.0	< 10	< 1.0	< 0.50	< 1.0	< 1.0	< 1.0	< 0.50	< 1.0	< 1.0	< 1.0	-
1,1,2,2-Tetrachloroethane	-	-	-	-	< 1.0	< 10	< 1.0	< 0.50	< 1.0	< 1.0	< 1.0	< 0.50	< 1.0	< 1.0	< 1.0	-
1,1,2-Trichloroethane	-	-	-	5	< 1.0	< 15	< 1.0	< 0.75	< 1.0	< 1.0	< 1.0	< 0.75	< 1.0	< 1.0	< 1.0	-
1,1-Dichloroethane	-	-	-	-	< 1.0	< 15	< 1.0	< 0.75	< 1.0	< 1.0	< 1.0	< 0.75	< 1.0	< 1.0	< 1.0	-
1,1-Dichloroethene	-	-	-	7	< 1.0	< 10	< 1.0	< 0.50	< 1.0	< 1.0	< 1.0	< 0.50	< 1.0	< 1.0	< 1.0	-
1,1-Dichloropropene	-	-	-	-	< 1.0	-	< 1.0	-	< 1.0	< 1.0	< 1.0	-	< 1.0	< 1.0	< 1.0	-
1,2,3-Trichlorobenzene	-	-	-	-	< 1.0	< 50	< 1.0	< 2.5	< 1.0	< 1.0	< 1.0	< 2.5	< 1.0	< 1.0	< 1.0	-
1,2,3-Trichloropropane	-	-	-	-	< 1.0	-	< 1.0	-	< 1.0	< 1.0	< 1.0	-	< 1.0	< 1.0	< 1.0	-
1,2,4-Trichlorobenzene	-	-	-	70	< 1.0	< 50	< 1.0	< 2.5	< 1.0	< 1.0	< 1.0	< 2.5	< 1.0	< 1.0	< 1.0	-
1,2-Dibromo-3-chloropropane (DBCP)	-	-	-	0.2	< 2.0	< 50	< 5.0	< 2.5	< 5.0	< 5.0	< 5.0	< 2.5	< 2.0	< 2.0	< 2.0	-
1,2-Dibromoethane (Ethylene Dibromide)	39.5	88100	358	0.05	< 1.0	< 40	< 1.0	< 2.0	< 1.0	< 1.0	< 1.0	< 2.0	< 1.0/<0.020	< 1.0/<0.020	< 1.0/<0.020	< 0.020
1,2-Dichlorobenzene	-	-	-	600	< 1.0	< 50	< 1.0	< 2.5	< 1.0	< 1.0	< 1.0	< 2.5	< 1.0	< 1.0	< 1.0	-
1,2-Dichloroethane	305	672000	8970	5	< 1.0	< 10	< 1.0	0.29 J	< 1.0	< 1.0	< 1.0	< 0.50	< 1.0	< 1.0	< 1.0	-
1,2-Dichloroethene (total)	-	-	-	-	-	< 10	-	5.5	-	-	-	< 0.50	-	-	-	-
1,2-Dichloropropane	-	-	-	5	< 1.0	< 20	< 1.0	< 1.0	< 1.0	< 1.0	< 1.0	< 1.0	< 1.0	< 1.0	< 1.0	-
1,3-Dichlorobenzene	-	-	-	-	< 1.0	< 50	< 1.0	< 2.5	< 1.0	< 1.0	< 1.0	< 2.5	< 1.0	< 1.0	< 1.0	-
1,3-Dichloropropane	-	-	-	-	< 1.0	-	< 1.0	-	< 1.0	< 1.0	< 1.0	-	< 1.0	< 1.0	< 1.0	-
1,3-Dichloropropene	-	-	-	-	-	< 10	-	< 0.50	-	-	-	< 0.50	-	-	-	-
1,4-Dichlorobenzene	-	-	-	75	< 1.0	< 50	< 1.0	< 2.5	< 1.0	< 1.0	< 1.0	< 2.5	< 1.0	< 1.0	< 1.0	-
1,4-Dioxane	-	-	-	-	-	< 5,000	-	150 J	-	-	-	< 250	-	-	-	-
2,2-Dichloropropane	-	-	-	-	< 1.0	-	< 1.0	-	< 1.0	< 1.0	< 1.0	-	< 1.0	< 1.0	< 1.0	-
2-Butanone (Methyl Ethyl Ketone)	-	-	-	-	< 5.0	< 100	< 5.0	< 5.0	< 5.0	< 5.0	< 5.0	< 5.0	< 5.0	< 5.0	< 5.0	-
2-Chlorotoluene	-	-	-	-	< 1.0	-	< 1.0	-	< 1.0	< 1.0	< 1.0	-	< 1.0	< 1.0	< 1.0	-
2-Hexanone	-	-	-	-	< 5.0	< 100	< 5.0	< 5.0	< 5.0	< 5.0	< 5.0	< 5.0	< 5.0	< 5.0	< 5.0	-
4-Chlorotoluene	-	-	-	-	< 1.0	-	< 1.0	-	< 1.0	< 1.0	< 1.0	-	< 1.0	< 1.0	< 1.0	-
4-Methyl-2-Pentanone (Methyl Isobutyl Ketone)	-	-	-	-	< 5.0	< 100	< 5.0	< 5.0	< 5.0	< 5.0	< 5.0	< 5.0	< 5.0	< 5.0	< 5.0	-
Acetone	-	-	-	-	< 25	32 J	115	7.0	< 25.0	625	79	3.2 J	< 25	25.8	< 25	-

TABLE 4
 SUMMARY OF GROUNDWATER SAMPLE ANALYTICAL RESULTS AND EXCEEDANCES
 BUZZARD POINT D.C. UNITED SOCCER STADIUM DEVELOPMENT
 WASHINGTON, D.C.

Location Sample Date Sample Type Sample Name	DC Tier 1 Risk-based Groundwater Screening Level ¹			EPA Regional Maximum Contaminant Level ²	GTW-605-7-2 09/22/2014	GTW-605-7-2 07/23/2015	GTW-607-13-1 12/13/2013	GTW-607-13-1 07/23/2015	GTW-607-13-1A 12/12/2013	GTW-607-13-2 12/13/2013	GTW-607-13-2A 12/13/2013	GTW-661-804-3 07/22/2015	GTW-661-24-1 07/02/2014	GTW-661-804-1 07/02/2014	GTW-661-804-2 07/02/2014	GTW-661-804-3 07/01/2014
	Indoor Inhalation	Outdoor Inhalation	Dermal Contact		GTW-605-7-2-1 Primary	GTW-605-7-2-2 Primary	GTW-607-13-1-1 Primary	GTW-607-13-1-2 Primary	GTW-607-13-1A-1 Primary	GTW-607-13-2-1 Primary	GTW-607-13-2A-1 Primary	GTW-661-804-3-5 Primary	GTW-661-24-1-1,2,3,4 Primary	GTW-661-804-1-1,2,3 Primary	GTW-661-804-2-1,2,3 Primary	GTW-661-804-3-1,2,3 Primary
Benzene	270	591000	4710	5	<1.0	<10	<1.0	2.1	10.2	<1.0	<1.0	6.0	<1.0	34.4	<1.0	8.2
Bromobenzene	-	-	-	-	<1.0	-	<1.0	-	<1.0	<1.0	<1.0	-	<1.0	<1.0	<1.0	-
Bromodichloromethane	-	-	-	80	<1.0	<10	<1.0	<0.50	<1.0	<1.0	<1.0	<0.50	<1.0	<1.0	<1.0	-
Bromoform	-	-	-	80	<1.0	<40	<1.0	<2.0	<1.0	<1.0	<1.0	<2.0	<1.0	<1.0	<1.0	-
Bromomethane (Methyl Bromide)	-	-	-	-	<2.0	<20	<2.0	<1.0	<2.0	<2.0	<2.0	<1.0	<2.0	<2.0	<2.0	-
Carbon disulfide	-	-	-	-	-	<100	-	0.52 J	-	-	-	<5.0	-	-	-	-
Carbon tetrachloride	-	-	-	5	<1.0	<10	<1.0	<0.50	<1.0	<1.0	<1.0	<0.50	<1.0	<1.0	<1.0	-
Chlorobenzene	-	-	-	100	<1.0	<10	<1.0	<0.50	<1.0	<1.0	<1.0	<0.50	<1.0	<1.0	<1.0	-
Chlorobromomethane	-	-	-	-	<1.0	<50	<1.0	<2.5	<1.0	<1.0	<1.0	<2.5	<1.0	<1.0	<1.0	-
Chloroethane	-	-	-	-	<1.0	<20	<1.0	<1.0	<1.0	<1.0	<1.0	<1.0	<1.0	<1.0	<1.0	-
Chloroform (Trichloromethane)	-	-	-	80	<1.0	<15	<1.0	<0.75	<1.0	<1.0	<1.0	<0.75	<1.0	<1.0	<1.0	-
Chloromethane (Methyl Chloride)	-	-	-	-	<1.0	<50	<1.0	1.8 J	<1.0	<1.0	<1.0	<2.5	1.2	4.4	4.1	-
cis-1,2-Dichloroethene	-	-	-	70	1.8	<10	<1.0	5.5	70.2	<1.0	<1.0	<0.50	<1.0	<1.0	<1.0	-
cis-1,3-Dichloropropene	-	-	-	-	<1.0	<10	<1.0	<0.50	<1.0	<1.0	<1.0	<0.50	<1.0	<1.0	<1.0	-
Cyclohexane	-	-	-	-	-	<200	-	1.6 J	-	-	-	52	-	-	-	-
Cymene (p-Isopropyltoluene)	-	-	-	-	<1.0	-	<1.0	-	<1.0	<1.0	<1.0	-	<1.0	<1.0	<1.0	-
Dibromochloromethane	-	-	-	80	<1.0	<10	<1.0	<0.50	<1.0	<1.0	<1.0	<0.50	<1.0	<1.0	<1.0	-
Dibromomethane	-	-	-	-	<1.0	-	<1.0	-	<1.0	<1.0	<1.0	-	<1.0	<1.0	<1.0	-
Dichlorodifluoromethane (CFC-12)	-	-	-	-	<1.0	<100	<1.0	<5.0	<1.0	<1.0	<1.0	<5.0	<1.0	<1.0	<1.0	-
Diisopropyl ether	-	-	-	-	<1.0	-	<1.0	-	<1.0	<1.0	<1.0	-	<1.0	<1.0	<1.0	-
Ethylbenzene	826	1.81E+06	6.20E+03	700	<1.0	<10	<1.0	<0.50	<1.0	<1.0	<1.0	6.4	<1.0	<1.0	<1.0	12.2
Hexachlorobutadiene	-	-	-	-	<1.0	-	<1.0	-	<1.0	<1.0	<1.0	-	<1.0	<1.0	<1.0	-
Isopropylbenzene	-	-	-	-	-	<10	-	0.81	-	-	-	51	-	-	-	-
m,p-Xylenes	-	-	-	-	<2.0	<20	<2.0	0.71 J	<2.0	<2.0	<2.0	1.6	<2.0	2.5	<2.0	3.6
Methyl acetate	-	-	-	-	-	<40	-	<2.0	-	-	-	<2.0	-	-	-	-
Methyl cyclohexane	-	-	-	-	-	<200	-	0.77 J	-	-	-	27	-	-	-	-
Methyl Tert Butyl Ether	64200	1.42E+08	1.16E+05	-	<1.0	<20	54	3.6	3.9	<1.0	<1.0	<1.0	<1.0	<1.0	<1.0	-
Methylene chloride	-	-	-	5	<2.0	<50	<2.0	<2.5	<2.0	<2.0	<2.0	<2.5	<2.0	<2.0	<2.0	-
Naphthalene	764	1.69E+06	1.79E+04	-	<1.0	-	<1.0	-	<1.0	<1.0	<1.0	-	<1.0	1.4	<1.0	67.4
o-Xylene	-	-	-	-	<1.0	<20	<1.0	<1.0	<1.0	<1.0	<1.0	0.55 J	<1.0	<1.0	<1.0	<1.0
Styrene	-	-	-	100	<1.0	<20	<1.0	<1.0	<1.0	<1.0	<1.0	<1.0	<1.0	<1.0	<1.0	-
Tetrachloroethene	-	-	-	5	<1.0	<10	<1.0	<0.50	<1.0	<1.0	<1.0	<0.50	2.5	<1.0	2.3	-
Toluene	900000	1.97E+09	1.32E+05	1000	<1.0	<15	<1.0	0.27 J	<1.0	<1.0	<1.0	1	<1.0	2	<1.0	1.3
trans-1,2-Dichloroethene	-	-	-	100	<1.0	<15	<1.0	<0.75	1.0	<1.0	<1.0	<0.75	<1.0	<1.0	<1.0	-
trans-1,3-Dichloropropene	-	-	-	-	<1.0	<10	<1.0	<0.50	<1.0	<1.0	<1.0	<0.50	<1.0	<1.0	<1.0	-
Trichloroethene	-	-	-	5	<1.0	<10	<1.0	0.35 J	43.9	<1.0	<1.0	<0.50	<1.0	<1.0	<1.0	-
Trichlorofluoromethane (CFC-11)	-	-	-	-	<1.0	<50	<1.0	<2.5	<1.0	<1.0	<1.0	<2.5	<1.0	<1.0	<1.0	-
Trifluorotrichloroethane (Freon 113)	-	-	-	-	-	<50	-	<2.5	-	-	-	<2.5	-	-	-	-
Vinyl acetate	-	-	-	-	<2.0	-	<2.0	-	<2.0	<2.0	<2.0	-	<2.0	<2.0	<2.0	-
Vinyl chloride	-	-	-	2	1.8	<20	<1.0	<1.0	38	<1.0	<1.0	<1.0	<1.0	<1.0	<1.0	-
Xylene (total)	20500	4.49E+07	1.81E+05	10000	<2.0	<20	<2.0	0.71 J	<2.0	<2.0	<2.0	2.2 J	<2.0	2.5	<2.0	3.6

NOTES
 Bold where detected; highlighted where exceeds
 ft bgs = feet below ground surface; well screen interval
 mg/L = milligrams per liter
 µg/L = micrograms per liter
 -- = screening level not available/sample not analyzed
 < = not detected at the indicated reporting limit
 J = estimated value
 1. District of Columbia Risk-Based Corrective Action Technical Guidance, Table 5-8 Risk-based Screening Levels for resident child (building occupant) indoor/outdoor inhalation (June 2011)
 2. United States Environmental Protection Agency (EPA) Regional Screening Level (RSL) Summary Table (June 2015)



G:\40223_BuzzardPoint\GLOBAL\GIS\MapProjects\2015-07\CAP\Stadium\40223-002-0001-Sitelocus.mxd

MAP SOURCE: ESRI SITE COORDINATES : 38°52'06.68"N , 77°00'44.12"W



**HALEY
ALDRICH**

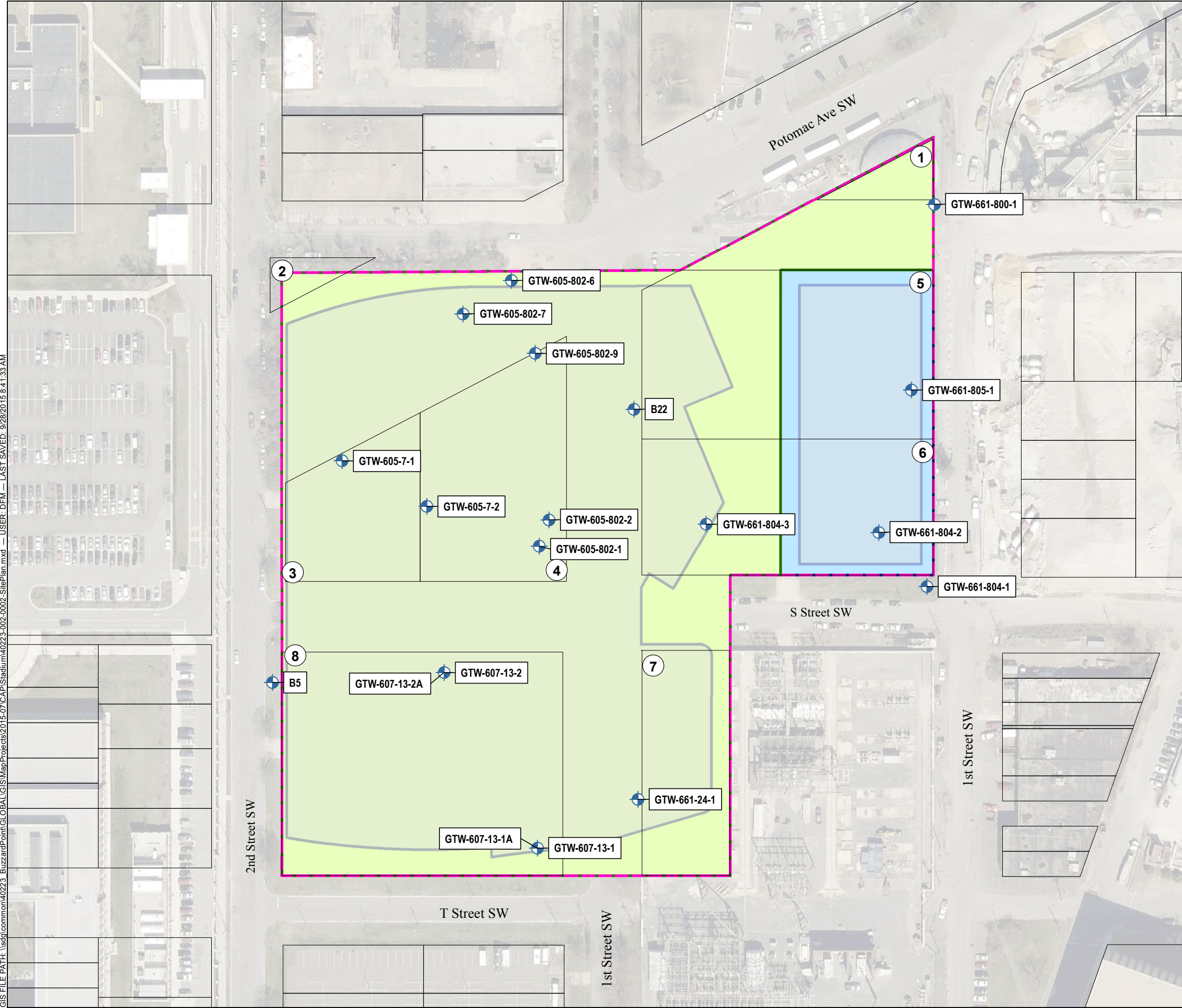
BUZZARD POINT D.C. UNITED SOCCER STADIUM
STADIUM DEVELOPMENT AREA
WASHINGTON, D.C.

SITE LOCUS

APPROXIMATE SCALE: 1 IN = 2,000 FT
SEPTEMBER 2015

FIGURE 1

GIS FILE PATH: \\vedo\common\40223_BuzzardPoint\GLOBAL\GIS\MapProjects\2015-07\CAP\Stadium\40223-002-0002_SitePlan.mxd — USER: DFM — LAST SAVED: 9/28/2015 8:41:33 AM



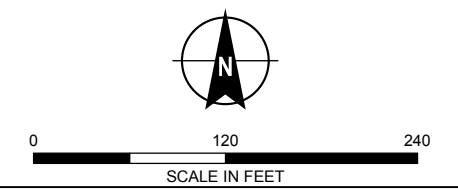
LEGEND

- GROUNDWATER MONITORING WELL LOCATION
- CITY PARCEL LINE
- HYPOTHETICAL DEVELOPMENT
- ANCILLARY DEVELOPMENT BOUNDARY
- STADIUM DEVELOPMENT BOUNDARY
- SITE BOUNDARY

NOTES:

1. ALL LOCATIONS AND DIMENSIONS ARE APPROXIMATE.
2. BASE IMAGE BASED ON PICOMETRY DATED; APRIL 2015.

- PROPERTY OWNERS**
- | | |
|---|---|
| 1. OWNED BY DISTRICT OF COLUMBIA
SQUARE 0661, LOT 0800 | 5. OWNED BY POTOMAC ELECTRIC POWER COMPANY
SQUARE 0661, LOT 0805 |
| 2. OWNED BY DISTRICT OF COLUMBIA
SQUARE 0603S, LOT 0800 | 6. OWNED BY POTOMAC ELECTRIC POWER COMPANY
SQUARE 0661, LOT 0804 |
| 3. OWNED BY ROLLINGWOOD REAL ESTATE, LLC. (EIN)
1714 2ND STREET, SW
SQUARE 0605, LOT 0007 | 7. OWNED BY POTOMAC ELECTRIC POWER COMPANY
P/O SQUARE 0665, LOT 0024 |
| 4. OWNED BY SUPER SALVAGE, INC.
1711 1ST STREET, SW
SQUARE 0605, LOT 0802 | 8. OWNED BY SW LAND HOLDER LLC (AKRIDGE)
SQUARE 0607, LOT 0013 |



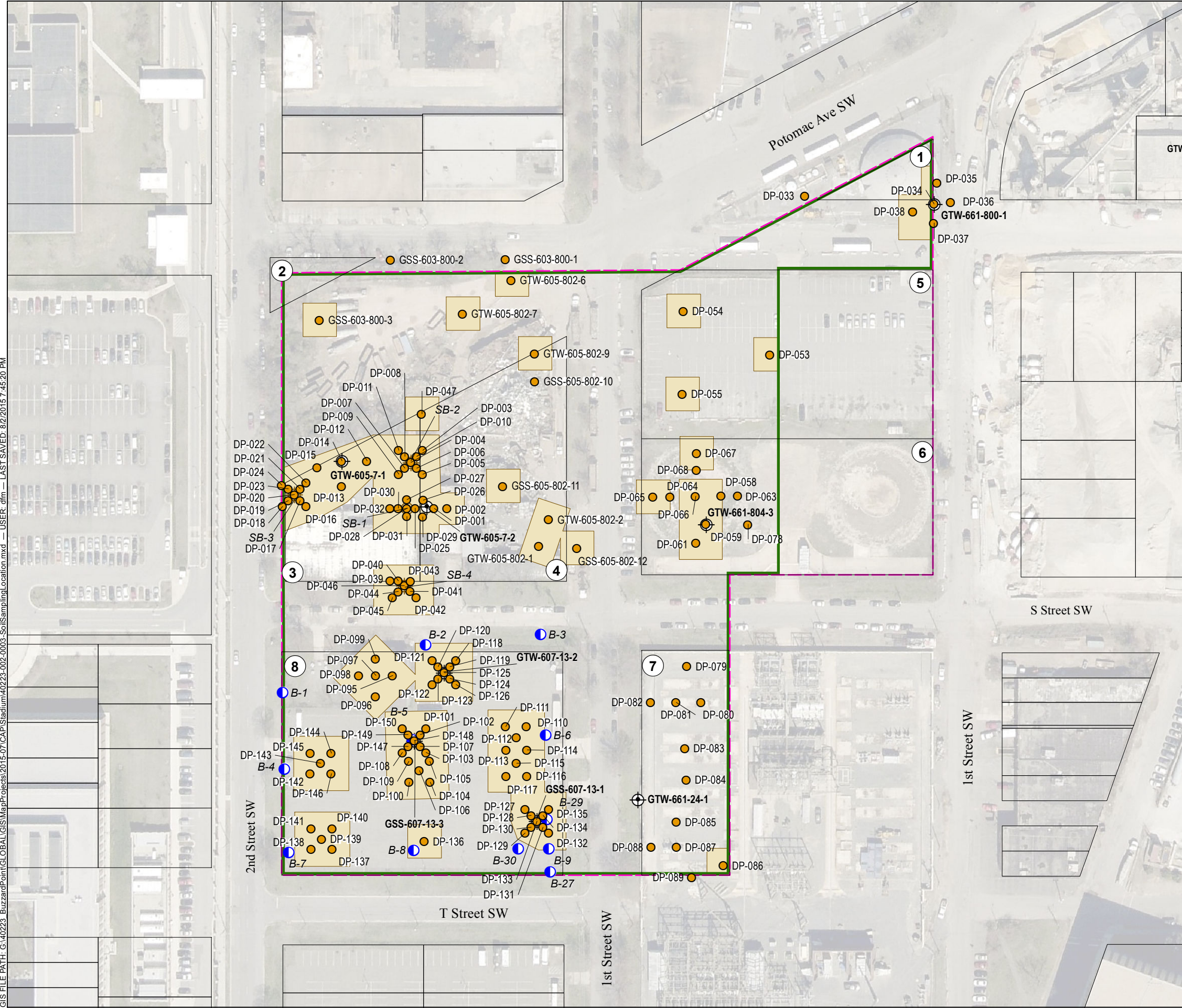
HALEY ALDRICH BUZZARD POINT D.C. UNITED SOCCER STADIUM STADIUM DEVELOPMENT AREA WASHINGTON, D.C.

SITE PLAN

SEPTEMBER 2015

FIGURE 2

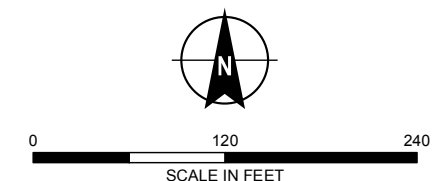
GIS FILE PATH: G:\40223_BuzzardPoint\GIS\MapProjects\2015-07\CAP\Stadium\40223-002-0003-SoilSamplingLocation.mxd — USER: dfm — LAST SAVED: 8/2/2015 7:45:20 PM



LEGEND

- SB-1 WSP SOIL SAMPLE LOCATION (2011)
- B-1 AEC SOIL BORING SAMPLE LOCATION (2005)
- GTW-605-7-1 HALEY & ALDRICH SOIL SAMPLE LOCATION (2013-2014)
- DP-040 HALEY & ALDRICH SOIL SAMPLE LOCATION AND ID (2015)
- CITY PARCEL LINE
- AREA OF POTENTIAL CONCERN
- STADIUM DEVELOPMENT BOUNDARY
- SITE BOUNDARY

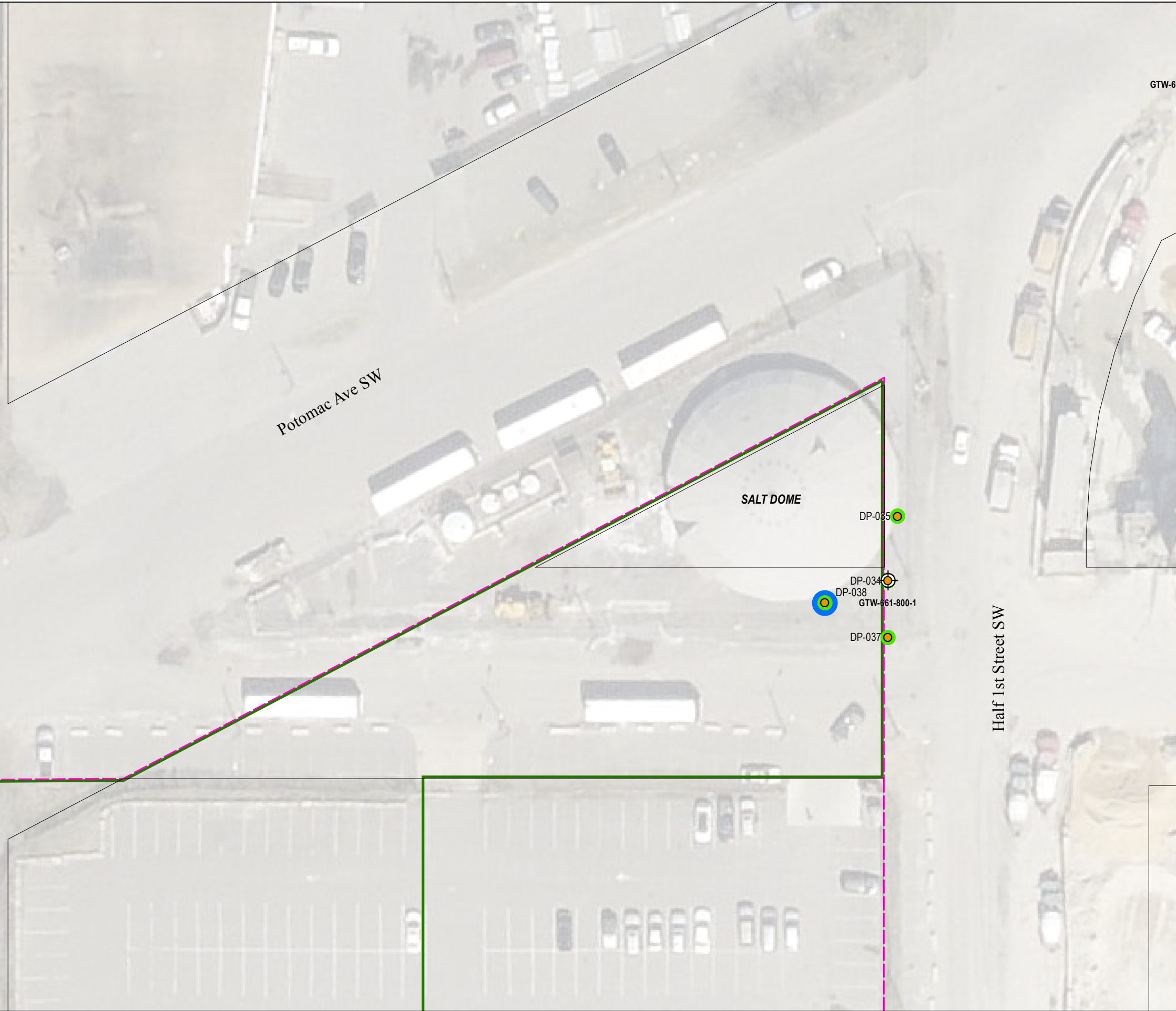
- NOTES:**
- ALL LOCATIONS AND DIMENSIONS ARE APPROXIMATE.
 - BASE IMAGE BASED ON PICOMETRY DATED; APRIL 2015.
- PROPERTY OWNERS**
- | | |
|---|--|
| 1. OWNED BY DISTRICT OF COLUMBIA SQUARE 0661, LOT 0800 | 5. OWNED BY POTOMAC ELECTRIC POWER COMPANY SQUARE 0661, LOT 0805 |
| 2. OWNED BY DISTRICT OF COLUMBIA SQUARE 0603S, LOT 0800 | 6. OWNED BY POTOMAC ELECTRIC POWER COMPANY SQUARE 0661, LOT 0804 |
| 3. OWNED BY ROLLINGWOOD REAL ESTATE, LLC. (EIN) 1714 2ND STREET, SW SQUARE 0605, LOT 0007 | 7. OWNED BY POTOMAC ELECTRIC POWER COMPANY P/O SQUARE 0665, LOT 0024 |
| 4. OWNED BY SUPER SALVAGE, INC. 1711 1ST STREET, SW SQUARE 0605, LOT 0802 | 8. OWNED BY SW LAND HOLDER LLC (AKRIDGE) SQUARE 0607, LOT 0013 |



HALEY ALDRICH BUZZARD POINT D.C. UNITED SOCCER STADIUM STADIUM DEVELOPMENT AREA WASHINGTON, D.C.

SOIL SAMPLING LOCATION MAP

GIS FILE PATH: G:\40223_BuzzardPoint\GLOBAL\GIS\MapProjects\2015-07\CAP\Stadium\40223-002-0004-DC_ParcelSamples.mxd — USER: dfm — LAST SAVED: 8/2/2015 11:35:03 AM



LEGEND

- GTW-661-800-1 HALEY & ALDRICH SOIL SAMPLE LOCATION AND ID (2013-2014)
- DP-040 HALEY & ALDRICH SOIL SAMPLE LOCATION AND ID (2015)
- ONE OR MORE METALS EXCEED SOIL SCREENING LEVELS
- ONE OR MORE PCBs EXCEED SOIL SCREENING LEVELS
- ONE OR MORE ORGANICS EXCEED SOIL SCREENING LEVELS
- ONE OR MORE TPHs EXCEED SOIL SCREENING LEVELS
- CITY PARCEL LINE
- STADIUM DEVELOPMENT BOUNDARY
- SITE BOUNDARY

NOTES:

1. ALL LOCATIONS AND DIMENSIONS ARE APPROXIMATE.
2. UST = UNDERGROUND STORAGE TANK
3. SOIL SCREENING LEVELS ARE THE FOLLOWING:
 - DC TIER 0 SOIL STANDARDS FROM THE TIER 0 STANDARDS FINAL RULEMAKING PUBLISHED AT 40 DCR 7835, 7892 (12 NOVEMBER 1993), AS AMENDED BY FINAL RULEMAKING PUBLISHED AT 46 DCR 7699 (1 OCTOBER 1999); AND
 - ENVIRONMENTAL PROTECTION AGENCY (EPA) REGIONAL SCREENING LEVEL FOR INDUSTRIAL SOIL FROM THE EPA REGIONAL SCREENING LEVEL TABLES (MAY 2014).
4. AERIAL PHOTO: PICOMETRY DATED APRIL 2015
5. PCB = POLYCHLORINATED BIPHENYL
6. TPH = TOTAL PETROLEUM HYDROCARBONS
7. EXCEEDANCES REPRESENT 2015 DATA ONLY.
8. ORGANIC ANALYTES INCLUDE VOLATILES ORGANIC COMPOUNDS (VOCs) AND SEMI-VOLATILES ORGANIC COMPOUNDS (SVOCs)

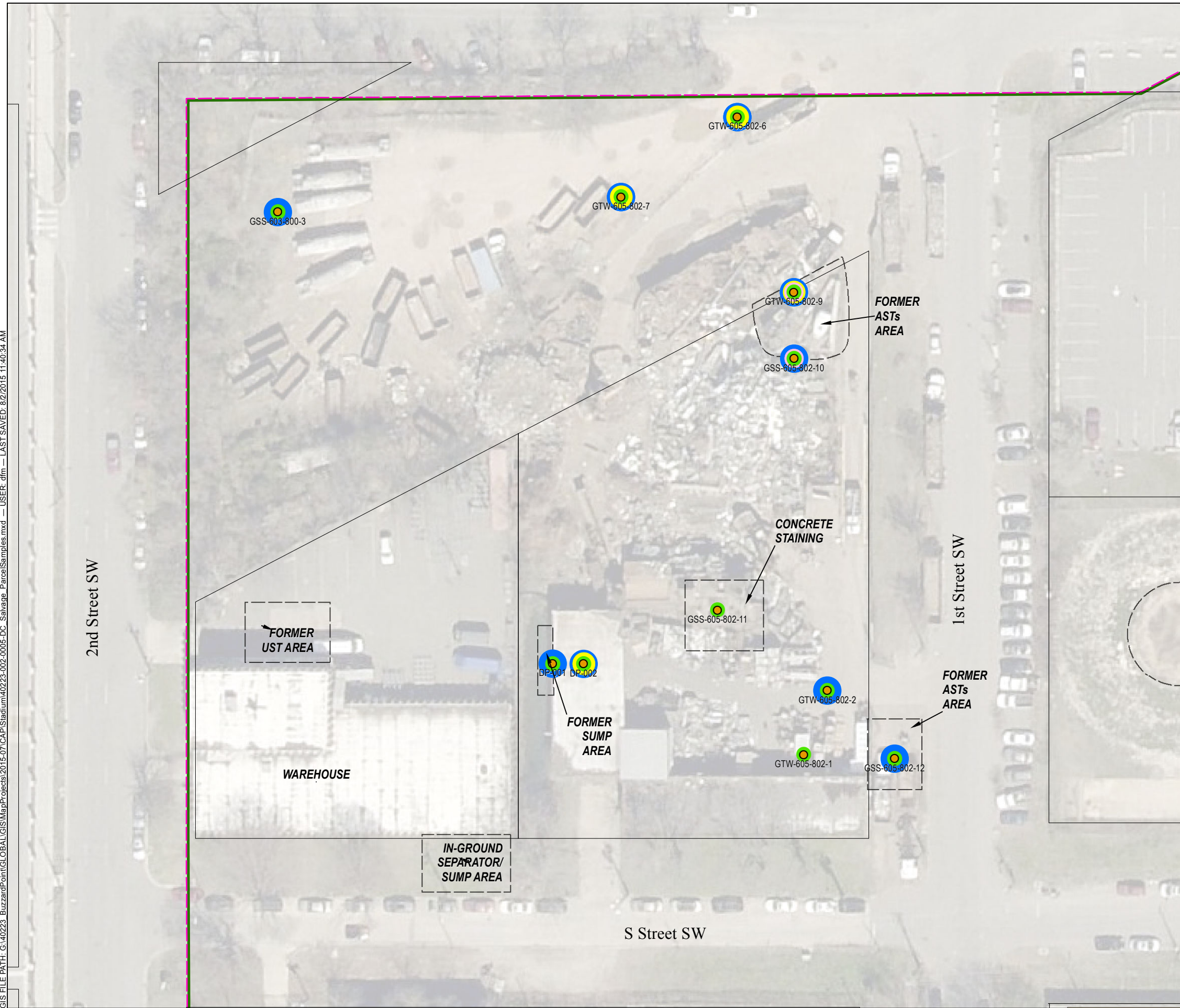


HALEY ALDRICH BUZZARD POINT D.C. UNITED SOCCER STADIUM STADIUM DEVELOPMENT AREA WASHINGTON, D.C.

SOIL SAMPLE LOCATIONS EXCEEDING SOIL SCREENING LEVELS (D.C. PARCEL 1)

SEPTEMBER 2015

FIGURE 4

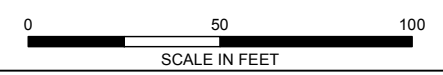


LEGEND

- DP-040 ● HALEY & ALDRICH SOIL SAMPLE LOCATION AND ID (2015)
- ONE OR MORE METALS EXCEED SOIL SCREENING LEVELS
- ONE OR MORE PCBs EXCEED SOIL SCREENING LEVELS
- ONE OR MORE ORGANICS EXCEED SOIL SCREENING LEVELS
- ONE OR MORE TPHs EXCEED SOIL SCREENING LEVELS
- CITY PARCEL LINE
- ▭ STADIUM DEVELOPMENT BOUNDARY
- ▭ SITE BOUNDARY

NOTES:

1. ALL LOCATIONS AND DIMENSIONS ARE APPROXIMATE.
2. AST = ABOVEGROUND STORAGE TANK
3. SOIL SCREENING LEVELS ARE THE FOLLOWING:
 - DC TIER 0 SOIL STANDARDS FROM THE TIER 0 STANDARDS FINAL RULEMAKING PUBLISHED AT 40 DCR 7835, 7892 (12 NOVEMBER 1993), AS AMENDED BY FINAL RULEMAKING PUBLISHED AT 46 DCR 7699 (1 OCTOBER 1999); AND
 - ENVIRONMENTAL PROTECTION AGENCY (EPA) REGIONAL SCREENING LEVEL FOR INDUSTRIAL SOIL FROM THE EPA REGIONAL SCREENING LEVEL TABLES (MAY 2014).
4. AERIAL PHOTO: PICOMETRY DATED APRIL 2015
5. PCB = POLYCHLORINATED BIPHENYL
6. TPH = TOTAL PETROLEUM HYDROCARBONS
7. EXCEEDANCES REPRESENT 2015 DATA ONLY.
8. ORGANIC ANALYTES INCLUDE VOLATILES ORGANIC COMPOUNDS (VOCs) AND SEMI-VOLATILES ORGANIC COMPOUNDS (SVOCs)

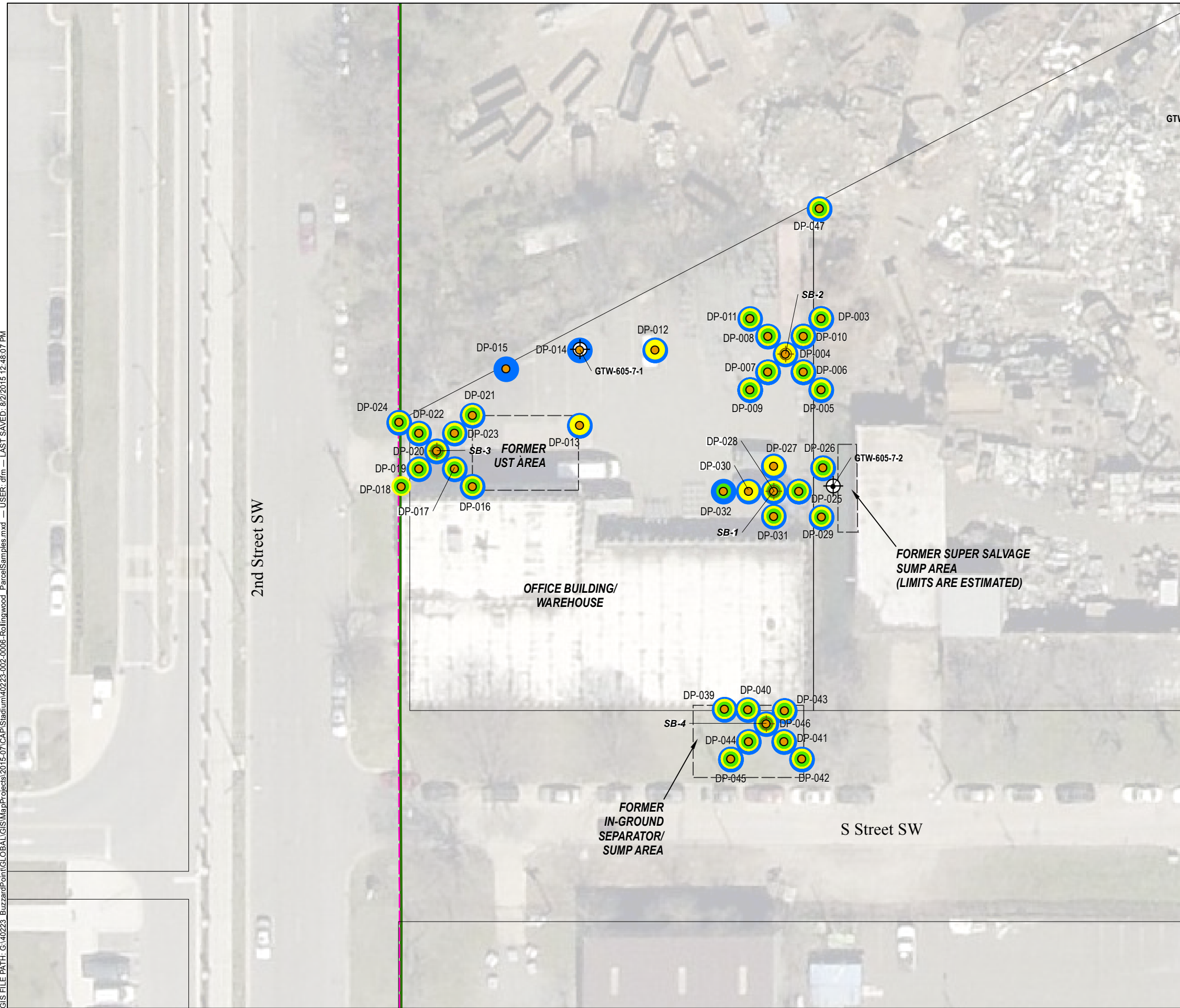


HALEY ALDRICH BUZZARD POINT D.C. UNITED SOCCER STADIUM STADIUM DEVELOPMENT AREA WASHINGTON, D.C.

SOIL SAMPLE LOCATIONS EXCEEDING SOIL SCREENING LEVELS (D.C. PARCEL 2 AND SUPER SALVAGE PARCEL 4)

SEPTEMBER 2015

FIGURE 5



LEGEND

- SB-1 WSP SOIL SAMPLE LOCATION AND ID (2011)
- GTW-605-7-1 HALEY & ALDRICH SOIL SAMPLE LOCATION AND ID (2013-2014)
- DP-040 HALEY & ALDRICH SOIL SAMPLE LOCATION AND ID (2015)
- ONE OR MORE METALS EXCEED SOIL SCREENING LEVELS
- ONE OR MORE PCBs EXCEED SOIL SCREENING LEVELS
- ONE OR MORE ORGANICS EXCEED SOIL SCREENING LEVELS
- ONE OR MORE TPHs EXCEED SOIL SCREENING LEVELS
- CITY PARCEL LINE
- STADIUM DEVELOPMENT BOUNDARY
- SITE BOUNDARY

NOTES:

1. ALL LOCATIONS AND DIMENSIONS ARE APPROXIMATE.
2. UST = UNDERGROUND STORAGE TANK
3. SOIL SCREENING LEVELS ARE THE FOLLOWING:
 - DC TIER 0 SOIL STANDARDS FROM THE TIER 0 STANDARDS FINAL RULEMAKING PUBLISHED AT 40 DCR 7835, 7892 (12 NOVEMBER 1993), AS AMENDED BY FINAL RULEMAKING PUBLISHED AT 46 DCR 7699 (1 OCTOBER 1999); AND
 - ENVIRONMENTAL PROTECTION AGENCY (EPA) REGIONAL SCREENING LEVEL FOR INDUSTRIAL SOIL FROM THE EPA REGIONAL SCREENING LEVEL TABLES (MAY 2014).
4. AERIAL PHOTO: PICOMETRY DATED APRIL 2015
5. PCB = POLYCHLORINATED BIPHENYL
6. TPH = TOTAL PETROLEUM HYDROCARBONS
7. EXCEEDANCES REPRESENT 2015 DATA ONLY.
8. ORGANIC ANALYTES INCLUDE VOLATILES ORGANIC COMPOUNDS (VOCs) AND SEMI-VOLATILES ORGANIC COMPOUNDS (SVOCs)

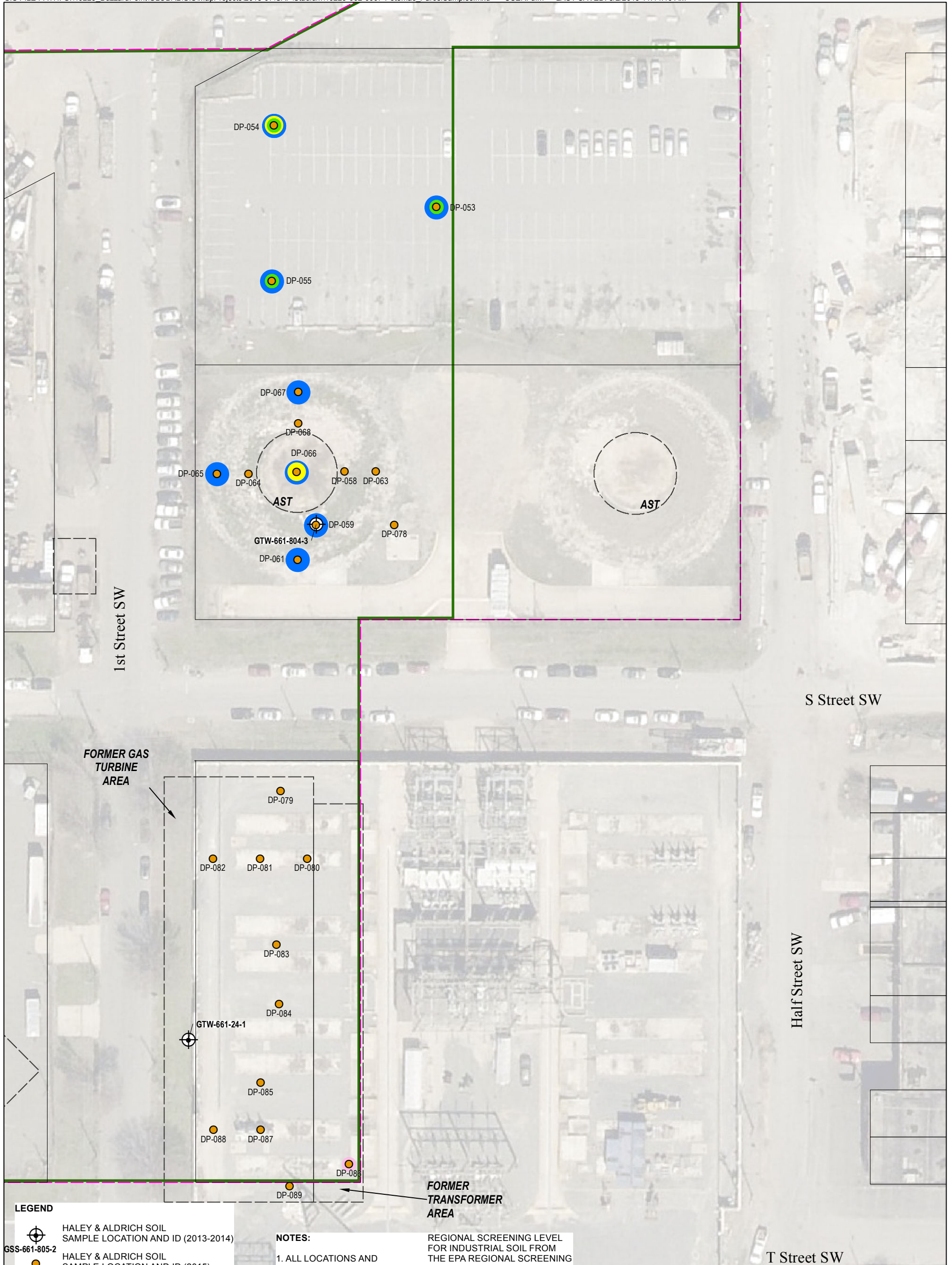


HALEY ALDRICH BUZZARD POINT D.C. UNITED SOCCER STADIUM
STADIUM DEVELOPMENT AREA
WASHINGTON, D.C.

SOIL SAMPLE LOCATIONS EXCEEDING SOIL SCREENING LEVELS (EIN PARCEL 3)

SEPTEMBER 2015

FIGURE 6



LEGEND

- HALEY & ALDRICH SOIL SAMPLE LOCATION AND ID (2013-2014)
- HALEY & ALDRICH SOIL SAMPLE LOCATION AND ID (2015)
- ONE OR MORE METALS EXCEED SOIL SCREENING LEVELS
- ONE OR MORE PCBs EXCEED SOIL SCREENING LEVELS
- ONE OR MORE ORGANICS EXCEED SOIL SCREENING LEVELS
- ONE OR MORE TPHs EXCEED SOIL SCREENING LEVELS
- CITY PARCEL LINE
- STADIUM DEVELOPMENT BOUNDARY
- SITE BOUNDARY

NOTES:

1. ALL LOCATIONS AND DIMENSIONS ARE APPROXIMATE.
2. AST = ABOVEGROUND STORAGE TANK
3. SOIL SCREENING LEVELS ARE THE FOLLOWING:
 - DC TIER 0 SOIL STANDARDS FROM THE TIER 0 STANDARDS FINAL RULEMAKING PUBLISHED AT 40 DCR 7835, 7892 (12 NOVEMBER 1993), AS AMENDED BY FINAL RULEMAKING PUBLISHED AT 46 DCR 7699 (1 OCTOBER 1999); AND
 - ENVIRONMENTAL PROTECTION AGENCY (EPA)

REGIONAL SCREENING LEVEL FOR INDUSTRIAL SOIL FROM THE EPA REGIONAL SCREENING LEVEL TABLES (MAY 2014).

4. AERIAL PHOTO: PICOMETRY DATED APRIL 2015
5. PCB = POLYCHLORINATED BIPHENYL
6. TPH = TOTAL PETROLEUM HYDROCARBONS
7. EXCEEDANCES REPRESENTS 2015 DATA ONLY.
8. ORGANIC ANALYTES INCLUDE VOLATILES ORGANIC COMPOUNDS (VOCs) AND SEMI-VOLATILES ORGANIC COMPOUNDS (SVOCs)

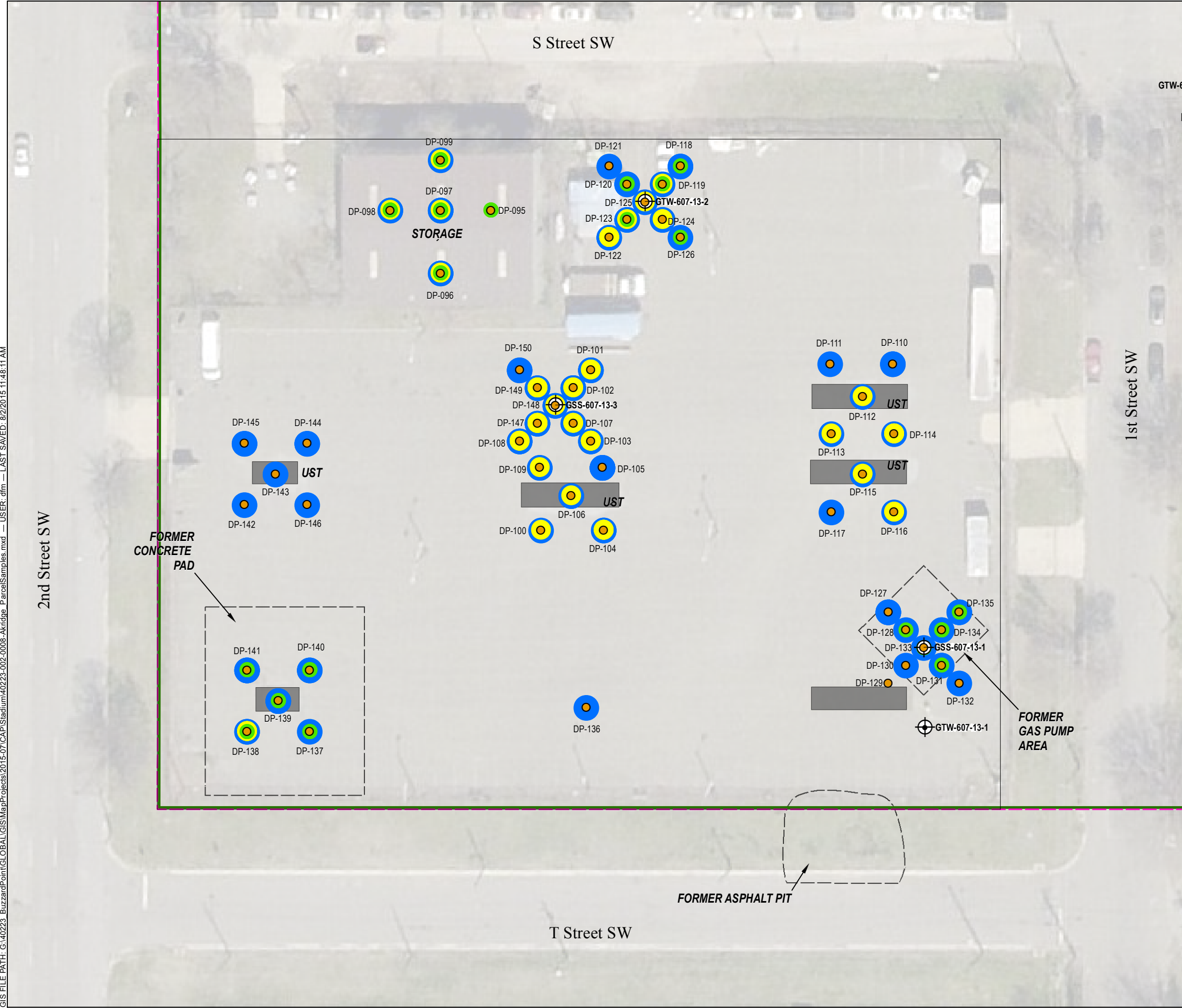


HALEY ALDRICH BUZZARD POINT D.C. UNITED SOCCER STADIUM STADIUM DEVELOPMENT AREA WASHINGTON, D.C.

SOIL SAMPLE LOCATIONS EXCEEDING SOIL SCREENING LEVELS (PEPCO PARCEL 5, 6, AND 7)

SEPTEMBER 2015 FIGURE 7

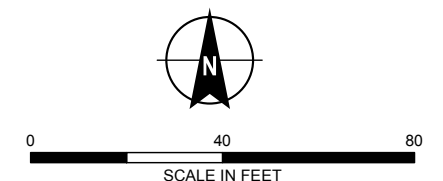
GIS FILE PATH: G:\40223_BuzzardPoint\GLOBAL\GIS\MapProjects\2015-07\CAP\Stadium\40223-002-0008-Akridge_ParcelSamples.mxd — USER: dfm — LAST SAVED: 8/2/2015 11:48:11 AM



LEGEND

- GTW-605-7-1 HALEY & ALDRICH SOIL SAMPLE LOCATION AND ID (2013-2014)
- DP-040 HALEY & ALDRICH SOIL SAMPLE LOCATION AND ID (2015)
- ONE OR MORE METALS EXCEED SOIL SCREENING LEVELS
- ONE OR MORE PCBs EXCEED SOIL SCREENING LEVELS
- ONE OR MORE ORGANICS EXCEED SOIL SCREENING LEVELS
- ONE OR MORE TPHs EXCEED SOIL SCREENING LEVELS
- CITY PARCEL LINE
- STADIUM DEVELOPMENT BOUNDARY
- SITE BOUNDARY

- NOTES:**
1. ALL LOCATIONS AND DIMENSIONS ARE APPROXIMATE.
 2. UST = UNDERGROUND STORAGE TANK
 3. SOIL SCREENING LEVELS ARE THE FOLLOWING:
 - DC TIER 0 SOIL STANDARDS FROM THE TIER 0 STANDARDS FINAL RULEMAKING PUBLISHED AT 40 DCR 7835, 7892 (12 NOVEMBER 1993), AS AMENDED BY FINAL RULEMAKING PUBLISHED AT 46 DCR 7699 (1 OCTOBER 1999); AND
 - ENVIRONMENTAL PROTECTION AGENCY (EPA) REGIONAL SCREENING LEVEL FOR INDUSTRIAL SOIL FROM THE EPA REGIONAL SCREENING LEVEL TABLES (MAY 2014).
 4. AERIAL PHOTO: PICOMETRY DATED APRIL 2015
 5. PCB = POLYCHLORINATED BIPHENYL
 6. TPH = TOTAL PETROLEUM HYDROCARBONS
 7. EXCEEDANCES REPRESENT 2015 DATA ONLY.
 8. ORGANIC ANALYTES INCLUDE VOLATILES ORGANIC COMPOUNDS (VOCs) AND SEMI-VOLATILES ORGANIC COMPOUNDS (SVOCs)

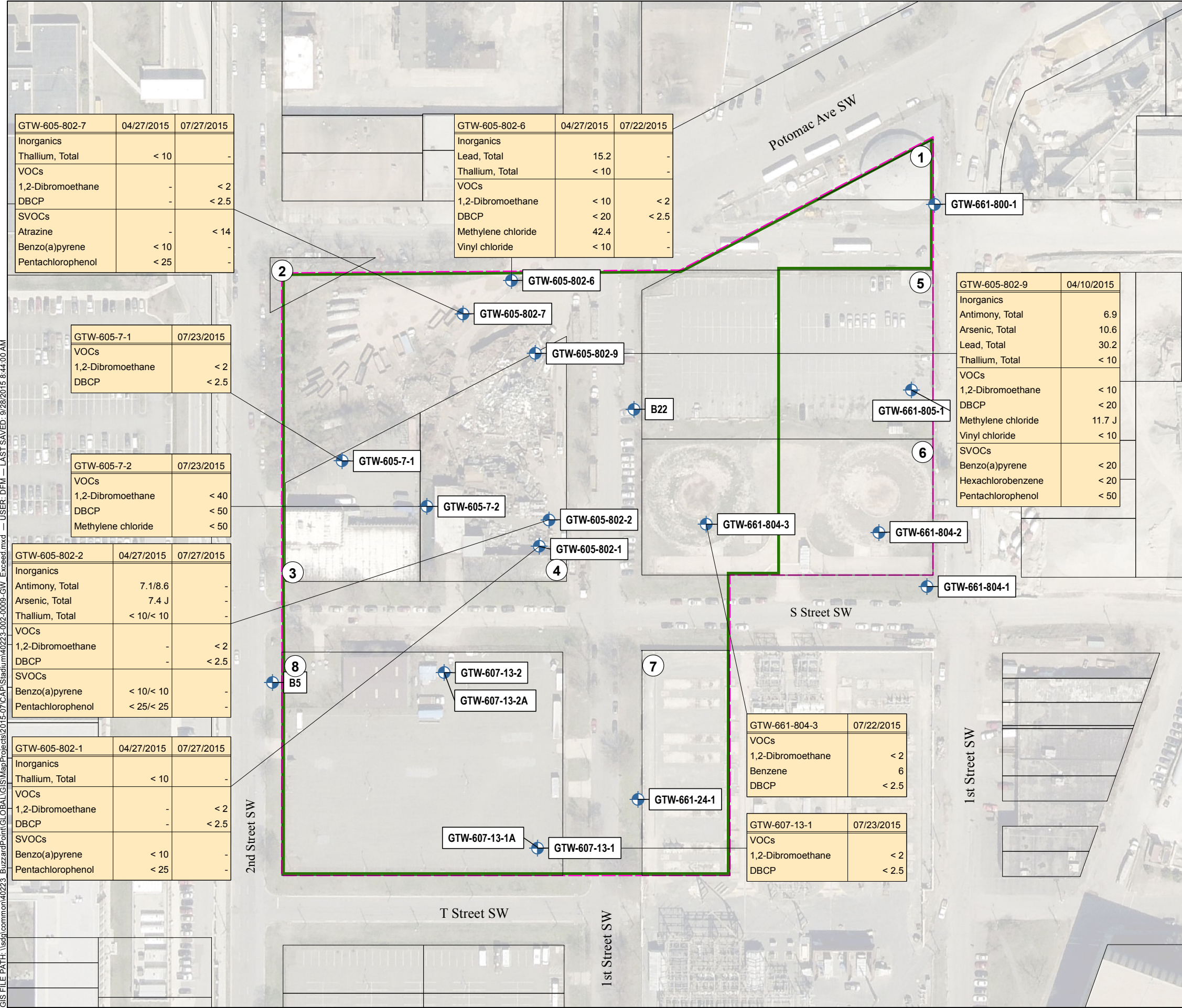


HALEY ALDRICH BUZZARD POINT D.C. UNITED SOCCER STADIUM STADIUM DEVELOPMENT AREA WASHINGTON, D.C.

SOIL SAMPLE LOCATIONS EXCEEDING SOIL SCREENING LEVELS (AKRIDGE PARCEL 8)

SEPTEMBER 2015 FIGURE 8

GIS FILE PATH: \\sdc\common\40223_BuzzardPoint\GIS\MapProjects\2015-07\CAP\Stadium\40223-002-0009-GW_Excel.mxd — USER: DFM — LAST SAVED: 9/28/2015 8:44:00 AM



GTW-605-802-7	04/27/2015	07/27/2015
Inorganics		
Thallium, Total	< 10	-
VOCs		
1,2-Dibromoethane	-	< 2
DBCP	-	< 2.5
SVOCs		
Atrazine	-	< 14
Benzo(a)pyrene	< 10	-
Pentachlorophenol	< 25	-

GTW-605-802-6	04/27/2015	07/22/2015
Inorganics		
Lead, Total	15.2	-
Thallium, Total	< 10	-
VOCs		
1,2-Dibromoethane	< 10	< 2
DBCP	< 20	< 2.5
Methylene chloride	42.4	-
Vinyl chloride	< 10	-

GTW-605-7-1	07/23/2015
VOCs	
1,2-Dibromoethane	< 2
DBCP	< 2.5

GTW-605-7-2	07/23/2015
VOCs	
1,2-Dibromoethane	< 40
DBCP	< 50
Methylene chloride	< 50

GTW-605-802-2	04/27/2015	07/27/2015
Inorganics		
Antimony, Total	7.1/8.6	-
Arsenic, Total	7.4 J	-
Thallium, Total	< 10/< 10	-
VOCs		
1,2-Dibromoethane	-	< 2
DBCP	-	< 2.5
SVOCs		
Benzo(a)pyrene	< 10/< 10	-
Pentachlorophenol	< 25/< 25	-

GTW-605-802-1	04/27/2015	07/27/2015
Inorganics		
Thallium, Total	< 10	-
VOCs		
1,2-Dibromoethane	-	< 2
DBCP	-	< 2.5
SVOCs		
Benzo(a)pyrene	< 10	-
Pentachlorophenol	< 25	-

GTW-661-804-3	07/22/2015
VOCs	
1,2-Dibromoethane	< 2
Benzene	6
DBCP	< 2.5

GTW-607-13-1	07/23/2015
VOCs	
1,2-Dibromoethane	< 2
DBCP	< 2.5

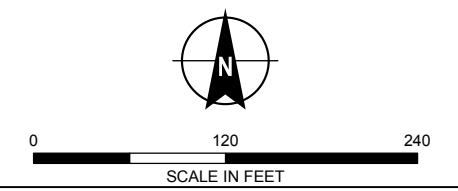
GTW-605-802-9	04/10/2015
Inorganics	
Antimony, Total	6.9
Arsenic, Total	10.6
Lead, Total	30.2
Thallium, Total	< 10
VOCs	
1,2-Dibromoethane	< 10
DBCP	< 20
Methylene chloride	11.7 J
Vinyl chloride	< 10
SVOCs	
Benzo(a)pyrene	< 20
Hexachlorobenzene	< 20
Pentachlorophenol	< 50

LEGEND

- GROUNDWATER MONITORING WELL LOCATION
- CITY PARCEL LINE
- STADIUM DEVELOPMENT BOUNDARY
- SITE BOUNDARY

- NOTES:**
1. ALL LOCATIONS AND DIMENSIONS ARE APPROXIMATE.
 2. BASE IMAGE BASED ON PICOMETRY DATED; APRIL 2015.
 3. VOCs = VOLATILE ORGANIC COMPOUNDS
 4. SVOCs = SEMI VOLATILE ORGANIC COMPOUNDS
 5. ALL CONCENTRATIONS ARE IN MICROGRAM PER LITER
 6. < 2.5 = LESS THAN LABORATORY REPORTING LIMIT OF 2.5
 7. J = ESTIMATED RESULT
 8. DBCP = 1,2-DIBROMO-3-CHLOROPROPANE
 9. ONLY 2015 DATA ARE SHOWN

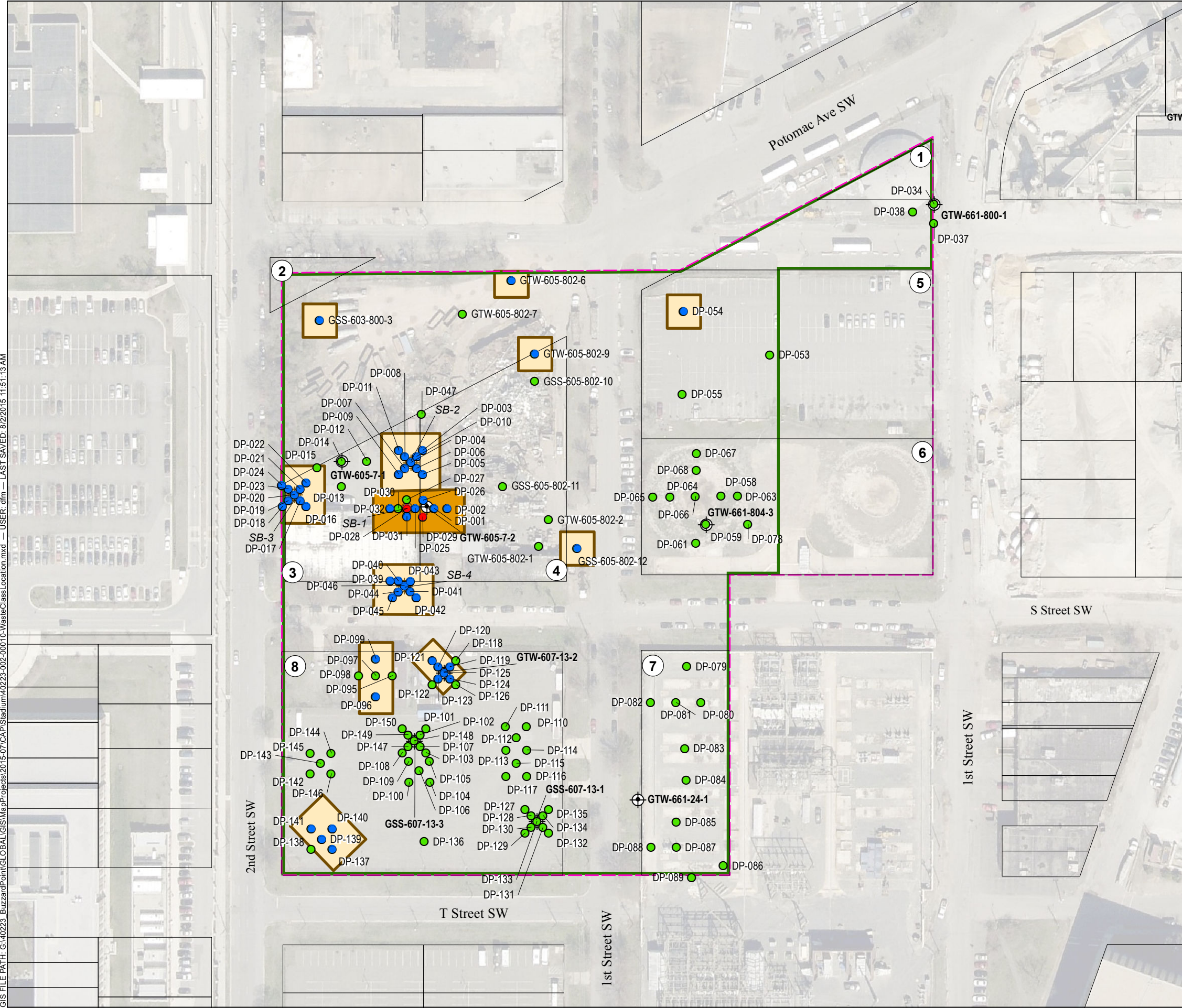
- PROPERTY OWNERS**
- | | |
|---|--|
| <ol style="list-style-type: none"> 1. OWNED BY DISTRICT OF COLUMBIA SQUARE 0661, LOT 0800 2. OWNED BY DISTRICT OF COLUMBIA SQUARE 0603S, LOT 0800 3. OWNED BY ROLLINGWOOD REAL ESTATE, LLC. (EIN) 1714 2ND STREET, SW SQUARE 0605, LOT 0007 4. OWNED BY SUPER SALVAGE, INC. 1711 1ST STREET, SW SQUARE 0605, LOT 0802 | <ol style="list-style-type: none"> 5. OWNED BY POTOMAC ELECTRIC POWER COMPANY SQUARE 0661, LOT 0805 6. OWNED BY POTOMAC ELECTRIC POWER COMPANY SQUARE 0661, LOT 0804 7. OWNED BY POTOMAC ELECTRIC POWER COMPANY P/O SQUARE 0665, LOT 0024 8. OWNED BY SW LAND HOLDER LLC (AKRIDGE) SQUARE 0607, LOT 0013 |
|---|--|



HALEY ALDRICH BUZZARD POINT D.C. UNITED SOCCER STADIUM STADIUM DEVELOPMENT AREA WASHINGTON, D.C.

GROUNDWATER SAMPLE LOCATIONS EXCEEDING GROUNDWATER SCREENING LEVELS

GIS FILE PATH: G:\40223_BuzzardPoint\GIS\MapProjects\2015-07\CAP\Stadium\40223-002-0001\WasteClassLocation.mxd — USER: dfm — LAST SAVED: 8/2/2015 11:51:13 AM



LEGEND

- SB-1 WSP SOIL SAMPLE LOCATION (2011)
- GTW-605-7-1 HALEY & ALDRICH SOIL SAMPLE LOCATION (2013-2014)
- DP-040 SAMPLE LOCATION WITH NO EXCEEDANCES ABOVE 20x TCLP
- ONE OR MORE ANYLYTE EXCEED 20x TCLP CRITERIA
- TPH EXCEEDS ABOVE 25,000
- CITY PARCEL LINE
- STADIUM DEVELOPMENT BOUNDARY
- SITE BOUNDARY
- WASTE CLASSIFICATION FOOTPRINT (CLASS 2)
- WASTE CLASSIFICATION FOOTPRINT (CLASS 3)

NOTES:

- ALL LOCATIONS AND DIMENSIONS ARE APPROXIMATE.
- BASE IMAGE BASED ON PICOMETRY DATED; APRIL 2015.

PROPERTY OWNERS

1. OWNED BY DISTRICT OF COLUMBIA SQUARE 0661, LOT 0800	5. OWNED BY POTOMAC ELECTRIC POWER COMPANY SQUARE 0661, LOT 0805
2. OWNED BY DISTRICT OF COLUMBIA SQUARE 0603S, LOT 0800	6. OWNED BY POTOMAC ELECTRIC POWER COMPANY SQUARE 0661, LOT 0804
3. OWNED BY ROLLINGWOOD REAL ESTATE, LLC. (EIN) 1714 2ND STREET, SW SQUARE 0605, LOT 0007	7. OWNED BY POTOMAC ELECTRIC POWER COMPANY P/O SQUARE 0665, LOT 0024
4. OWNED BY SUPER SALVAGE, INC. 1711 1ST STREET, SW SQUARE 0605, LOT 0802	8. OWNED BY SW LAND HOLDER LLC (AKRIDGE) SQUARE 0607, LOT 0013

0 120 240
SCALE IN FEET

APPENDIX A

Environmental Field Screening Procedures

APPENDIX A

ENVIRONMENTAL FIELD SCREENING PROCEDURES

During pavement removal and mass excavation activities, the environmental consultant will conduct environmental field screening of exposed soils for signs of the presence of chemicals that may indicate a new area of potential concern (AOPC) and/or impact waste profiling for off-site disposal. This environmental screening procedure includes:

- A discussion of setting up and using a site-wide grid system;
- A discussion of how environmental field screening will be conducted;
- A figure showing the site-wide grid system (Figure A-1);
- A process flow chart of the screening and assessment during pavement removal (Figure A-2); and
- A process flow chart of the screening and assessment during mass excavation (Figure A-3).

Site-wide Grid System Set-up and Use

The purpose of a site-wide grid system is to provide a location reference for environmental data collection and documentation. A grid was developed that divides the Stadium Development and Ancillary Development areas into 100-foot by 100-foot squares. The location of each square can be referenced using an alphanumeric identifier consisting of a letter and a two-digit number. The letter identifiers include A to H in the north to south direction; the numbers include 1 to 8 in the east to west direction (Figure A-1). Known environmental features are also depicted on Figure A-1.

Prior to pavement removal and mass excavation activities, the environmental consultant will establish the site-wide grid system with permanent physical references to grid notes located at the site boundary using survey stakes, flags, or nails.

Survey control points will likely be destroyed during the site redevelopment process; hand held global positioning system (GPS) equipment will therefore be the primary method used to identify the locations of AOPCs and other data tied to specific site locations. The GPS receiver used will have sub-meter horizontal accuracy, which is adequate for initial site redevelopment monitoring purposes. The GPS receivers will be calibrated at the beginning and end of each day using control points such as the survey points established and protected by the redevelopment contractor during the site redevelopment process.

If vertical or horizontal data with greater than sub-meter accuracy at a specific location is required, a licensed land surveyor will survey the point. Survey and location data collected for use at the site will be based on the District of Columbia Engineering Datum, which is 0.69 foot below the National Geodetic Vertical Datum (formerly USC&GS Mean Sea Level Datum) of 1929.

APPENDIX A

Field Screening

Soils will be exposed during redevelopment activities involving the removal of floor slabs, spread footings, and concrete or asphalt surface paving during mass excavation to up to approximately 10 feet below ground surface. Soil will also be exposed during removal of subsurface utilities and structures, or site grading. The environmental consultant will screen exposed soil in the field for the potential presence of chemicals, which may be indicated by:

- Photoionization detector (PID) measurements greater than 10 parts per million by volume (ppmv);
- Discolored soils;
- Wet or saturated soils;
- Oily sheen on ponded perched water;
- Odors in ambient air; or
- The presence of other previously unknown subsurface features, such as “wet” utilities, sumps, underground storage tanks (USTs), or other features indicative of past chemical use.

In the context of this project, the referenced odors are those that may be noted in ambient air when potential chemical-containing soil areas are first exposed or otherwise disturbed during removal of pavement or subsurface features during mass excavation. If an indication of a potential chemical-containing soil is observed, the environmental consultant will immediately alert the redevelopment contractor foreman.

A. Frequency of Screening

After the surface soil is exposed from the area within each grid, the environmental consultant will observe the surface soils. A minimum of one grab sample within each grid will be screened with a PID. Areas of focus within the grid will include:

- Soil remediation areas (areas of potential concern with chemical concentrations in soil exceeding soil screening levels);
- Previous underground storage tank locations; and
- Other known subsurface environmental features such as sumps, vaults, utilities, etc.

At each location where discolored soils, odors, or evidence of wet or saturated soil are observed that have not been previously investigated, a grab sample will be collected for headspace screening using a PID.

In the event that no odors or visual indication of AOPCs are identified within a grid, a soil grab sample will be collected from the center of the grid for analysis of chemicals of potential concern.

APPENDIX A

B. Headspace Screening Procedure

Soil grab samples for headspace screening will be collected from soil samples collected at least six inches below ground surface to ensure they are representative of in-situ total gross volatile organic compound (VOC) concentrations. Approximately six ounces of soil will be sealed inside an one-pint Zip-Lock-type freezer bag or one-pint glass jar and agitated to promote VOC volatilization, if any, into the head space. After allowing two minutes for VOCs to volatilize and equilibrate, the PID probe will be inserted into the headspace and the peak and steady PID reading recorded. To minimize variability, the PIDs will be calibrated on a daily basis per the manufacturer's specifications.

A headspace PID reading exceeding 10 ppmv above background will be considered indicative of potential VOC or total petroleum hydrocarbon concentrations in soil (see Figures A-2 and A-3). It should be noted, however, that several factors affect the level of VOCs volatilizing from soils. These include the VOC concentration in the soil, soil and air temperature, organic carbon content of the soil, equilibration time, moisture content of the soil, and the chemical and physical characteristics of the VOC.

C. Data Recording and Use

The following will be recorded at each grab sample location:

- Grid Identification;
- Latitude and longitude of soil grab sample;
- Date and time of sample collection;
- PID measurement; and
- Observation notes (odors, stains, presence of unexpected subsurface structure, etc).

These data will be electronically entered into a field data acquisition system and maintained in the field database by the environmental consultant. These recordings will be used to verify field screening completion within each grid.

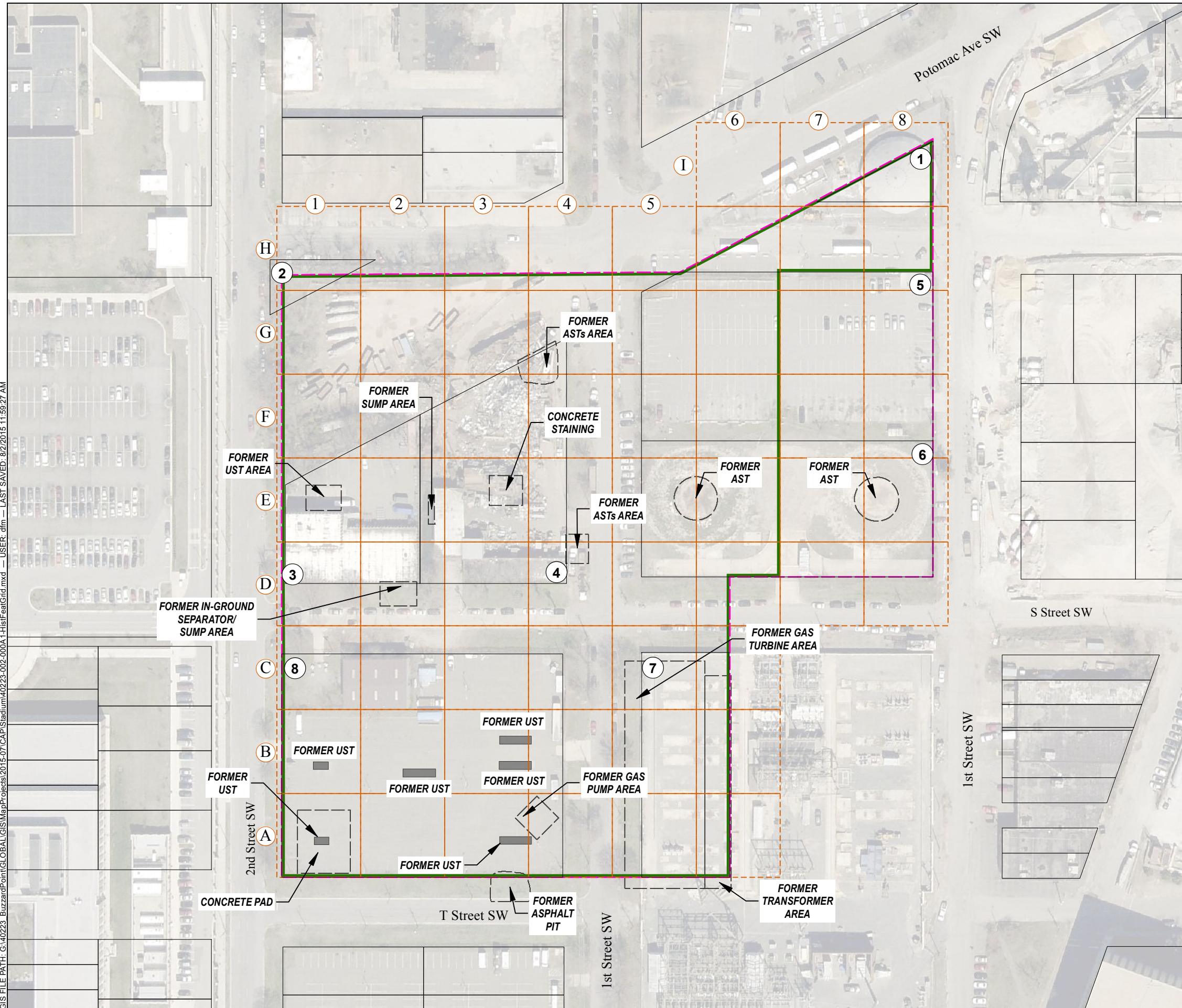
Attachments:

Figure A-1 – Historical Environmental Features and Site-wide Grid

Figure A-2 – Environmental Field Screening and Assessment during Pavement Removal Process
Flow Chart

Figure A-3 – Environmental Field Screening and Assessment during Mass Excavation Process
Flow Chart

GIS FILE PATH: G:\40223_BuzzardPoint\GIS\MapProjects\2015-07\CAP\Stadium\40223-002-000A_1.HisFeatGrid.mxd — USER: dfm — LAST SAVED: 8/2/2015 11:59:27 AM



LEGEND

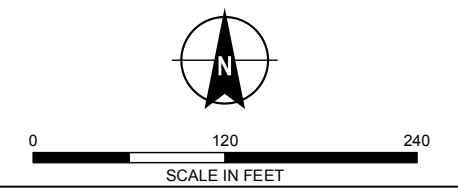
- GRID ID
- CITY PARCEL LINE
- STADIUM DEVELOPMENT BOUNDARY
- SITE BOUNDARY
- SITE-WIDE GRID (100x100 FEET)

NOTES:

1. ALL LOCATIONS AND DIMENSIONS ARE APPROXIMATE.
2. BASE IMAGE BASED ON PICOMETRY DATED; APRIL 2015.

PROPERTY OWNERS

- | | |
|---|--|
| <ol style="list-style-type: none"> 1. OWNED BY DISTRICT OF COLUMBIA SQUARE 0661, LOT 0800 2. OWNED BY DISTRICT OF COLUMBIA SQUARE 0603S, LOT 0800 3. OWNED BY ROLLINGWOOD REAL ESTATE, LLC. (EIN) 1714 2ND STREET, SW SQUARE 0605, LOT 0007 4. OWNED BY SUPER SALVAGE, INC. 1711 1ST STREET, SW SQUARE 0605, LOT 0802 | <ol style="list-style-type: none"> 5. OWNED BY POTOMAC ELECTRIC POWER COMPANY SQUARE 0661, LOT 0805 6. OWNED BY POTOMAC ELECTRIC POWER COMPANY SQUARE 0661, LOT 0804 7. OWNED BY POTOMAC ELECTRIC POWER COMPANY P/O SQUARE 0665, LOT 0024 8. OWNED BY SW LAND HOLDER LLC (AKRIDGE) SQUARE 0607, LOT 0013 |
|---|--|



HALEY ALDRICH BUZZARD POINT D.C. UNITED SOCCER STADIUM STADIUM DEVELOPMENT AREA WASHINGTON, D.C.

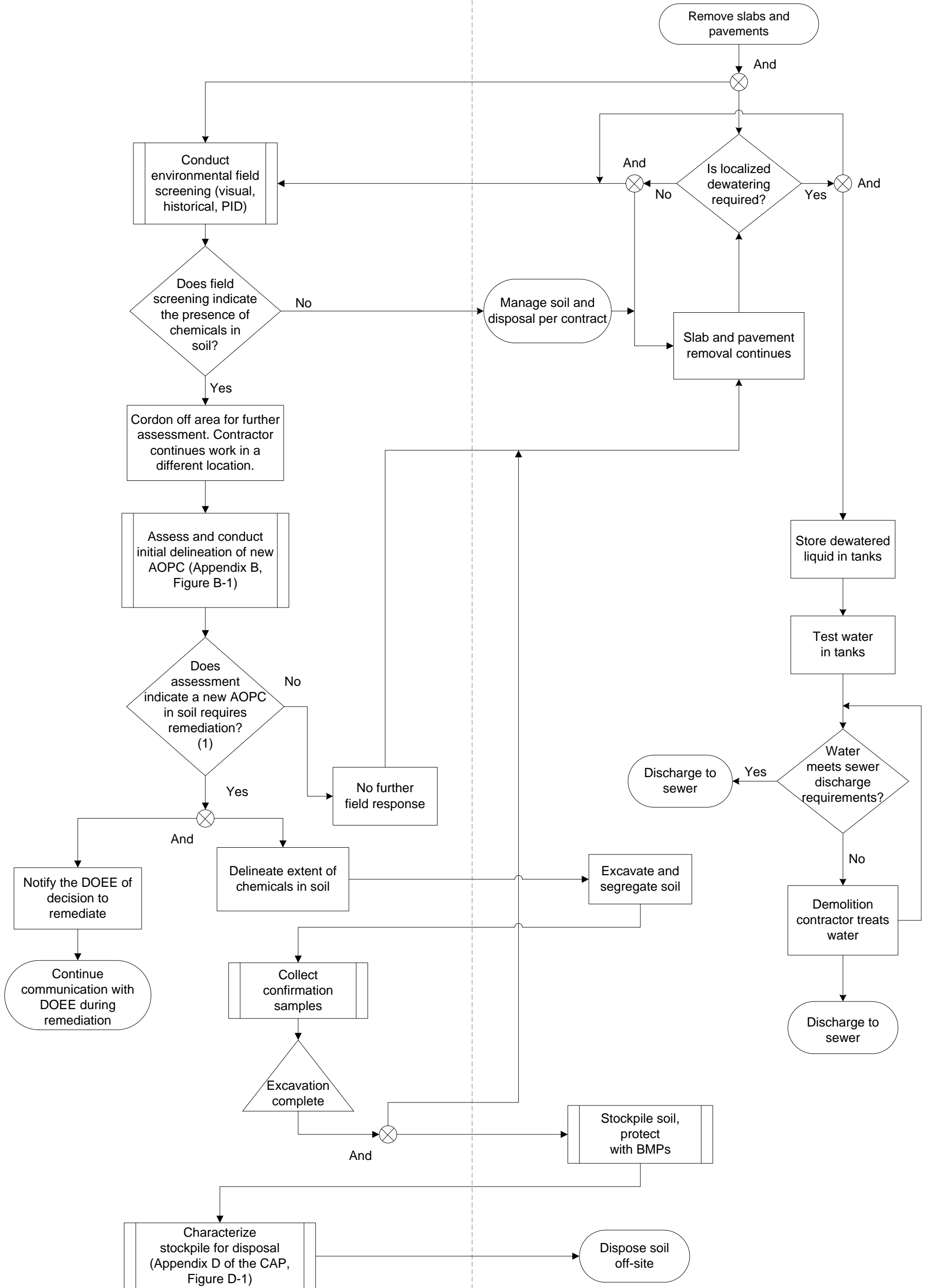
HISTORICAL ENVIRONMENTAL FEATURES AND SITE-WIDE GRID

SEPTEMBER 2015

FIGURE A-1

Environmental Consultant Responsibility

Contractor Responsibility



NOTES

PID: Photoionization Detector
 BMP: Best Management Practice
 CAP: Cleanup Action Plan
 DOEE: District of Columbia Department of Energy & Environment
 AOPC: area of potential concern
 (1) Based on health-based remediation goals and groundwater protection levels



BUZZARD POINT D.C. UNITED SOCCER STADIUM
 STADIUM DEVELOPMENT
 WASHINGTON, D.C.

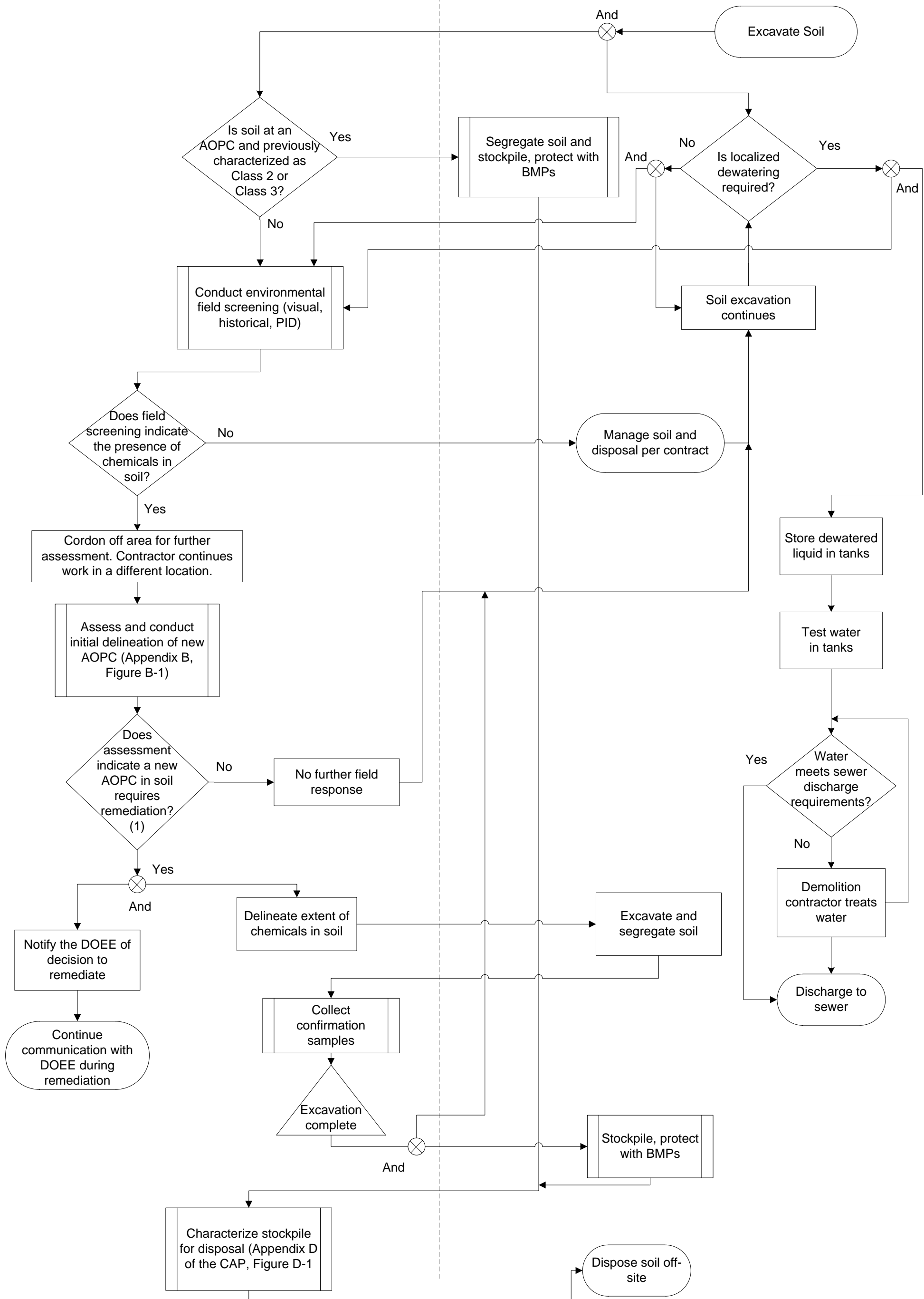
ENVIRONMENTAL FIELD SCREENING
 AND ASSESSMENT DURING PAVEMENT
 REMOVAL PROCESS FLOW CHART

SEPTEMBER 2015

FIGURE A-2

Environmental Consultant Responsibility

Contractor Responsibility



NOTES

- PID: Photoionization Detector
- BMP: Best Management Practice
- CAP: Cleanup Action Plan
- Class 2: soil with chemical concentrations above 20 times Toxicity Characteristic Leaching Procedure hazardous waste criteria
- Class 3: soil with total petroleum hydrocarbons above 25,000 parts per million
- DOEE: District of Columbia Department of Energy & Environment
- AOPC: area of potential concern
- (1) Based on health-based remediation goals and groundwater protection levels



BUZZARD POINT D.C. UNITED SOCCER STADIUM
STADIUM DEVELOPMENT
WASHINGTON, D.C.

ENVIRONMENTAL FIELD SCREENING AND ASSESSMENT DURING MASS EXCAVATION PROCESS FLOW CHART

SEPTEMBER 2015

FIGURE A-3

APPENDIX B

Area of Potential Concern Assessment and Remediation

APPENDIX B

AREA OF POTENTIAL CONCERN ASSESSMENT AND REMEDIATION

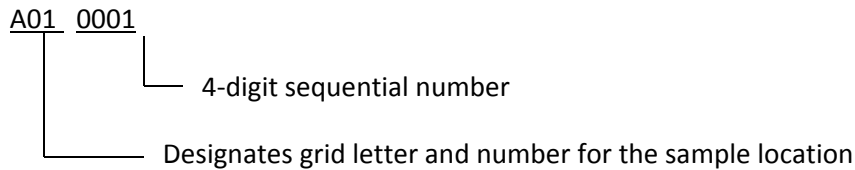
Locations where new areas of potential concern (AOPCs) are identified by the environmental consultant as described in Appendix A will be cordoned off by the redevelopment contractor. The environmental consultant will assess the AOPC to evaluate whether soil remediation and/or special disposal or handling is warranted based on the results of sample collection and laboratory analysis. These new AOPC procedures may include:

- New AOPC identification;
- Initial soil sample collection and analysis;
- Evaluation of sample analytical data;
- Delineation of the AOPC; and
- Oversight of excavation, segregation, and stockpiling.

A flow chart summarizing the new AOPC assessment process is included as Figure B-1.

Soil Sample Collection and Analysis

Collected soil samples will be assigned a unique identification number structure as shown below.



Initial soil sampling is conducted to confirm the presence of chemicals. At least one soil sample will be collected for chemical analysis. The analysis conducted on the sample will be based on observations recorded in the field during environmental screening and historical operations or features in the vicinity, if any, in general accordance with the rationale provided in the following table.

APPENDIX B

Observation During Environmental Screening	Minimum Analysis for Initial Laboratory Analysis
PID measurement greater than 10 ppmv	VOCs by EPA Method 8260B
Staining, odors, or sheen (petroleum or oily based)	VOCs by EPA Method 8260B SVOCs by EPA Method 8270 TPH by EPA Method 8015M
Staining (discoloration) with no elevated PID measurements	TPH by EPA Method 8015M SVOCs by EPA Method 8270 PCBs by EPA Method 8082 Metals by EPA Methods 7471A/6010B Hexavalent chromium by EPA Method 7199 (if greenish discoloration is observed)
If PID measurement, odor, or staining is observed and the location collocated with known historical feature (paint booth, underground storage tank, clarifier, solvent use area, etc.)	Additional analysis may include: PCBs by EPA Method 8082 Hexavalent chromium by EPA Method 7199 TPH by EPA Method 8015M

PID: Photoionization detector
 ppmv: parts per million by volume
 VOC: volatile organic compound
 PCBs: polychlorinated biphenyls
 TPH: total petroleum hydrocarbons
 SVOC: semi-volatile organic compound

Evaluation and Delineation of the AOPC

After receipt of the initial analytical data, the environmental consultant will evaluate the data using the methodology that will be presented in a Site-wide human health risk assessment (HHRA) and approved by the District of Columbia Department of Energy & Environment (DOEE).

If the evaluation of the analytical results indicates an AOPC, the DOEE will be notified. If initial soil sampling results indicate remediation may be warranted, the environmental consultant shall assess the lateral and vertical extent of the AOPC by collecting step-out sampling both horizontally and vertically based on the information at the time of AOPC designation. Samples will be collected in general accordance with the sampling and analysis plan provided in Appendix E.

Once delineation is complete, the sample data will be compiled for the AOPC and that data will be further evaluated to assess whether remediation is warranted using the methodology in the DOEE-approved HHRA.

Soil Remediation

After a soil AOPC is discovered, delineated, and identified as warranting remediation it will be excavated immediately by the redevelopment contractor. The limits of the excavation will be delineated in the field using stakes to define the AOPC that will be removed. Soil will be excavated using mechanized equipment (i.e., trackhoe excavator or backhoe) and stockpiled separately from non-AOPC soil.

APPENDIX B

Confirmation soil samples will be collected at AOPCs and analyzed for the chemical constituents requiring remediation. Soil confirmation sampling will consist of the following key components:

- Collecting confirmation samples from the excavation to confirm the vertical and lateral extent of remediation is complete. Confirmation samples will be collected from sidewalls at a rate of:
 - 1 sample per 200 square feet of each sidewall; and
 - 1 sample for every 400 square feet of excavation bottom.
- Soil samples will be collected in general accordance with Appendix E.
- Confirmation soil samples will be analyzed for the presence of the chemical constituent requiring remediation.

Excavation activities will be completed based on the results of the soil confirmation samples. Final excavation areas and confirmation sample locations will be surveyed by a licensed surveyor and presented in a completion report.

Investigation-derived Waste

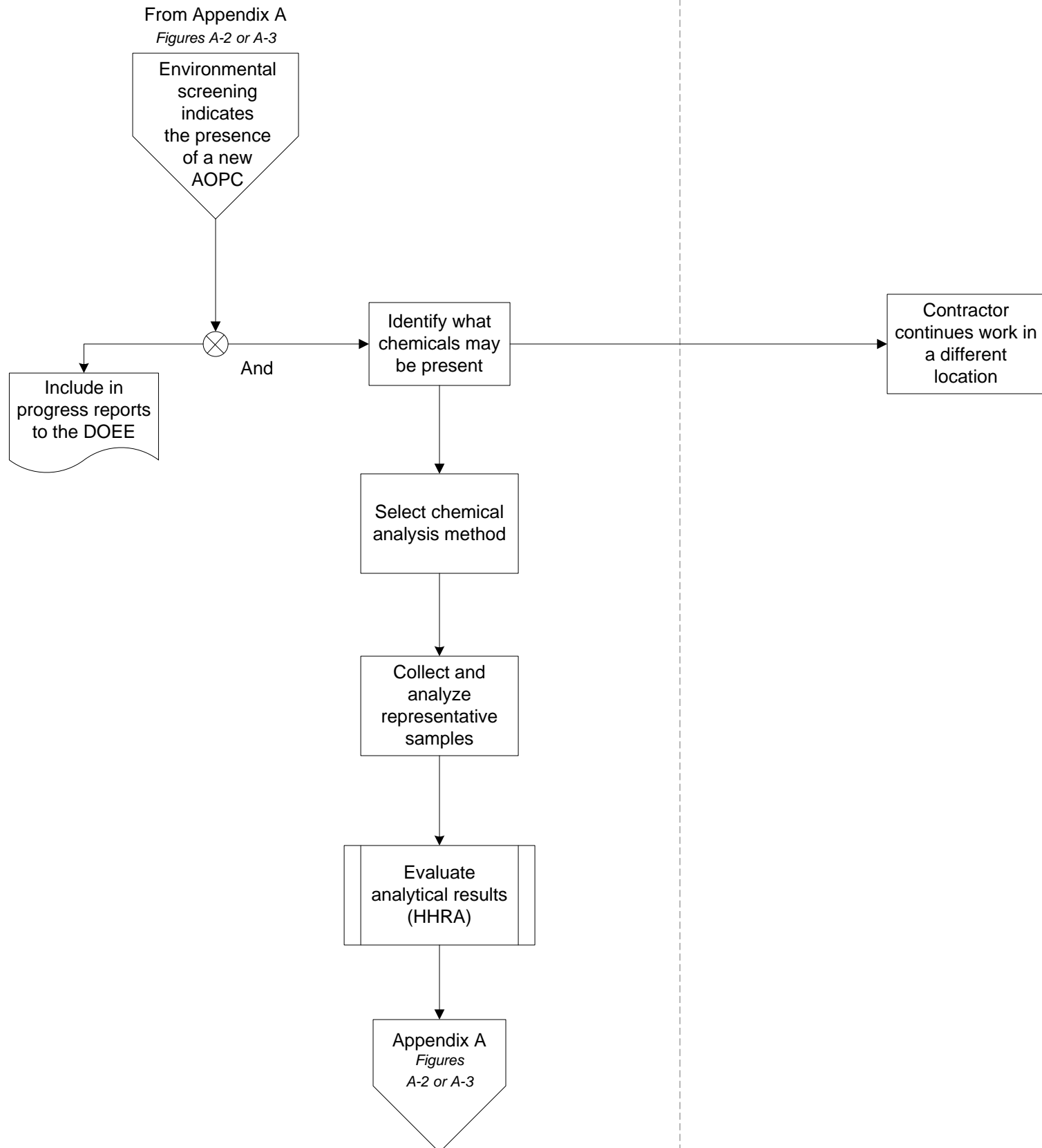
Investigation-derived waste is expected to include used personal protective equipment (PPE), hand auger cuttings, soil excavated from test pits and test trenches, and decontamination water. Used PPE will be containerized in 55-gallon drums and managed as non-hazardous waste. Hand auger cuttings and soil from test pits or trenches will be placed in drums or stockpiles, depending on the volume of soil generated, and characterized for disposal.

Attachments:

Figure B-1 – Assessment of Soil Process Flow Chart

Environmental Consultant Responsibility

Contractor Responsibility



NOTES

AOPC: area of potential concern
DOEE: District of Columbia Department of Energy & Environment
HHRA: Human Health Risk Assessment



BUZZARD POINT D.C. UNITED SOCCER STADIUM
STADIUM DEVELOPMENT
WASHINGTON, D.C.

ASSESSMENT OF SOIL PROCESS
FLOW CHART

SEPTEMBER 2015

FIGURE B-1

APPENDIX C

Underground Storage Tank Removal Procedures

APPENDIX C

UNDERGROUND STORAGE TANK REMOVAL PROCEDURES

If an underground storage tank (UST) is encountered during mass excavation activities, the redevelopment contractor shall stop work and the environmental consultant will review existing historical records to evaluate if the UST was previously known to exist.

The environmental consultant will be responsible for completing the permit applications and obtaining the permit, overseeing the UST and associated piping removal, collecting confirmation samples, and obtaining closure. The environmental consultant will act as a liaison to the District of Columbia Department of the Energy & Environment (DOEE) and District of Columbia Fire Marshal to facilitate the removal and closure of any encountered UST. The environmental consultant will close the encountered UST in accordance with DOEE requirements as shown in Figure C-1.

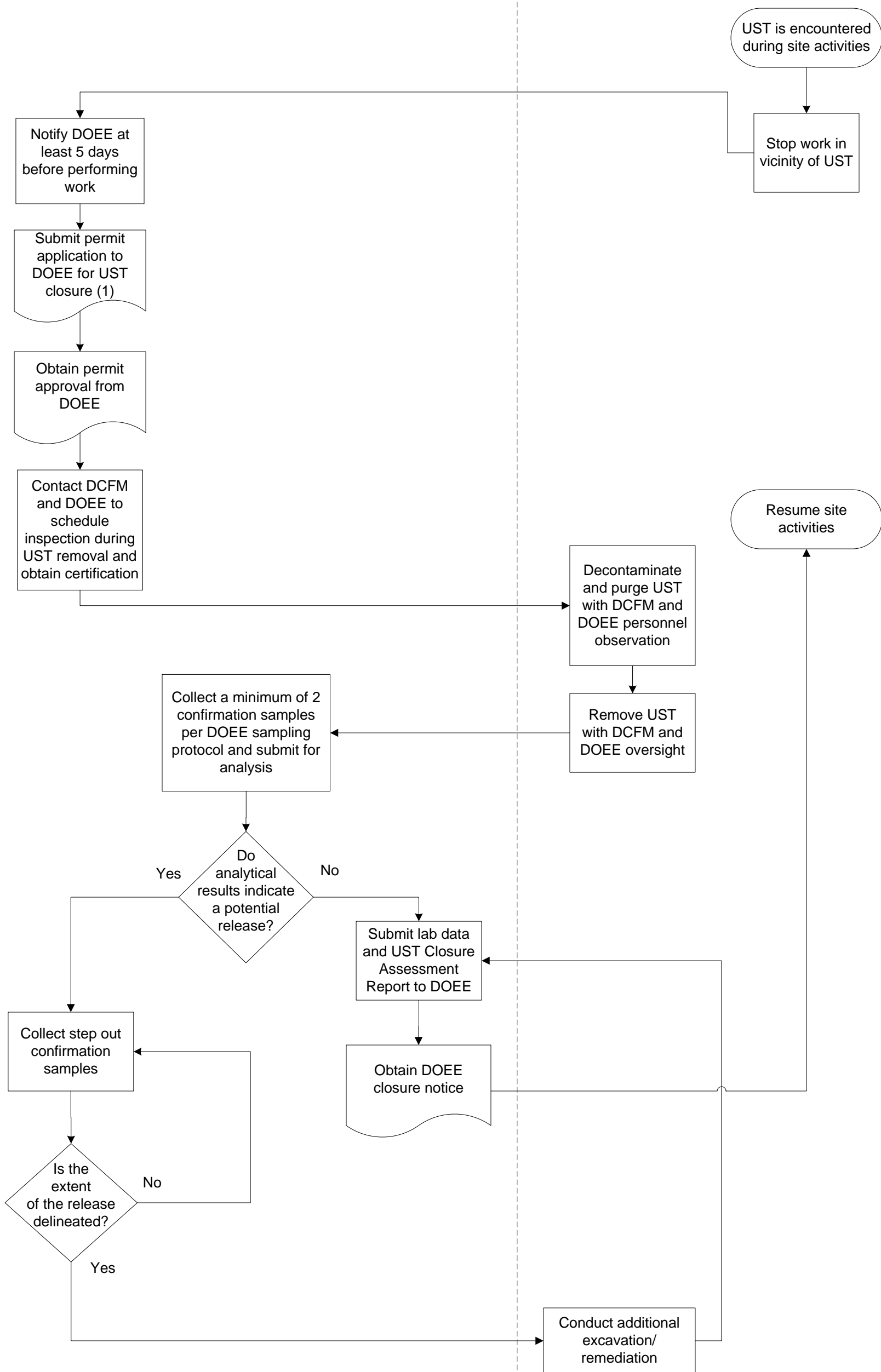
Attachment:

Figure C-1 – Underground Storage Tank Closure Process Flow Chart

\\was\Common\Projects\40223 - M&M Potomac Ave SW\002\Deliverables\CAP 1\Appendix C - UST Removal\2015_0928_HAI_USTRemovalAppendixC_F.docx

Environmental Consultant Responsibility

Contractor Responsibility



NOTES

UST: Underground Storage Tank
 DOEE: District of Columbia Department of Energy & Environment
 DCFM: D.C. Fire Marshal's Technical Inspections, Plans, and Permits Branch, Hazardous Materials Section
 (1) Need to complete Standard Construction Permit form and Building Permit Application Supplemental form from the Permit Processing Division



BUZZARD POINT D.C. UNITED SOCCER STADIUM
 STADIUM DEVELOPMENT
 WASHINGTON, D.C.

UNDERGROUND STORAGE TANK CLOSURE PROCESS FLOW CHART

SEPTEMBER 2015

FIGURE C-1

APPENDIX D

Waste Sampling, Profiling, and Disposal

APPENDIX D

WASTE SAMPLING, PROFILING, AND DISPOSAL

During mass excavation activities, the environmental consultant will screen exposed soil. If environmental screening indicates the possible presence of chemicals, samples will be collected for laboratory analysis and the soil profiled prior to off-site transportation and disposal. These sampling, profiling, and disposal procedures include:

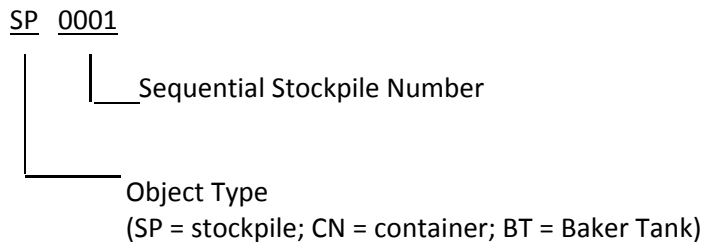
- Stockpile best management practices (BMPs);
- Material sampling and analysis;
- Waste profiling; and
- Coordinated waste transportation and disposal.

Stockpile Best Management Practices

Stormwater BMPs will be used to control runoff from site stockpiles and may include straw wattles (rolls) staked to the ground surface, geotextile fabric, or visqueen, based on the Storm Water Pollution Prevention Plan (SWPPP) for the site. The BMPs will be maintained for the duration of the project. Surface drainage and BMPs existing at the site, if appropriate, will be maintained in compliance with the SWPPP by the redevelopment contractor.

Material Management

Each generated stockpile will be assigned a unique identification number structured as follows:



Stockpiles generated from mass excavation will generally be limited to approximately 400 cubic yards of disturbed (bulked) material. Limiting the size of individual stockpiles will help avoid a situation where an entire large stockpile would have to be disposed of because a relatively small amount of the material contains chemicals above hazardous waste characterization criteria. For covering and sampling purposes, stockpiles will generally be limited to approximately seven feet in height.

Container and Stockpile Sampling and Analysis

Soil/waste stockpiles segregated from confirmed non-hazardous stockpiles will be sampled, profiled, and characterized for disposal. The environmental consultant will be responsible for collecting the samples, submitting the samples to the selected laboratory, and waste profiling the stockpile. Waste will be disposed of by the redevelopment contractor.

APPENDIX D

Sampling frequency and analysis for stockpiles and containers will be determined by the waste receiving facility.

Waste Profiling

The environmental consultant will collect samples for waste profiling to assist in evaluating the appropriate disposal locations. Additional analyses (e.g., Toxicity Characteristic Leaching Procedure analysis) may be required to assess whether the stockpile is classified as non-hazardous or Resource Conservation and Recovery Act (RCRA) hazardous waste. A flow chart summarizing the waste profiling process is included as Figure D-1.

During mass excavation activities, it is possible that fluid will be encountered in subsurface structures and utilities, though it is not anticipated. The contractor shall collect and contain the fluid in drums or temporary tanks. The environmental consultant may also need to profile the fluid for disposal following similar procedures as described herein.

Waste Transportation and Disposal

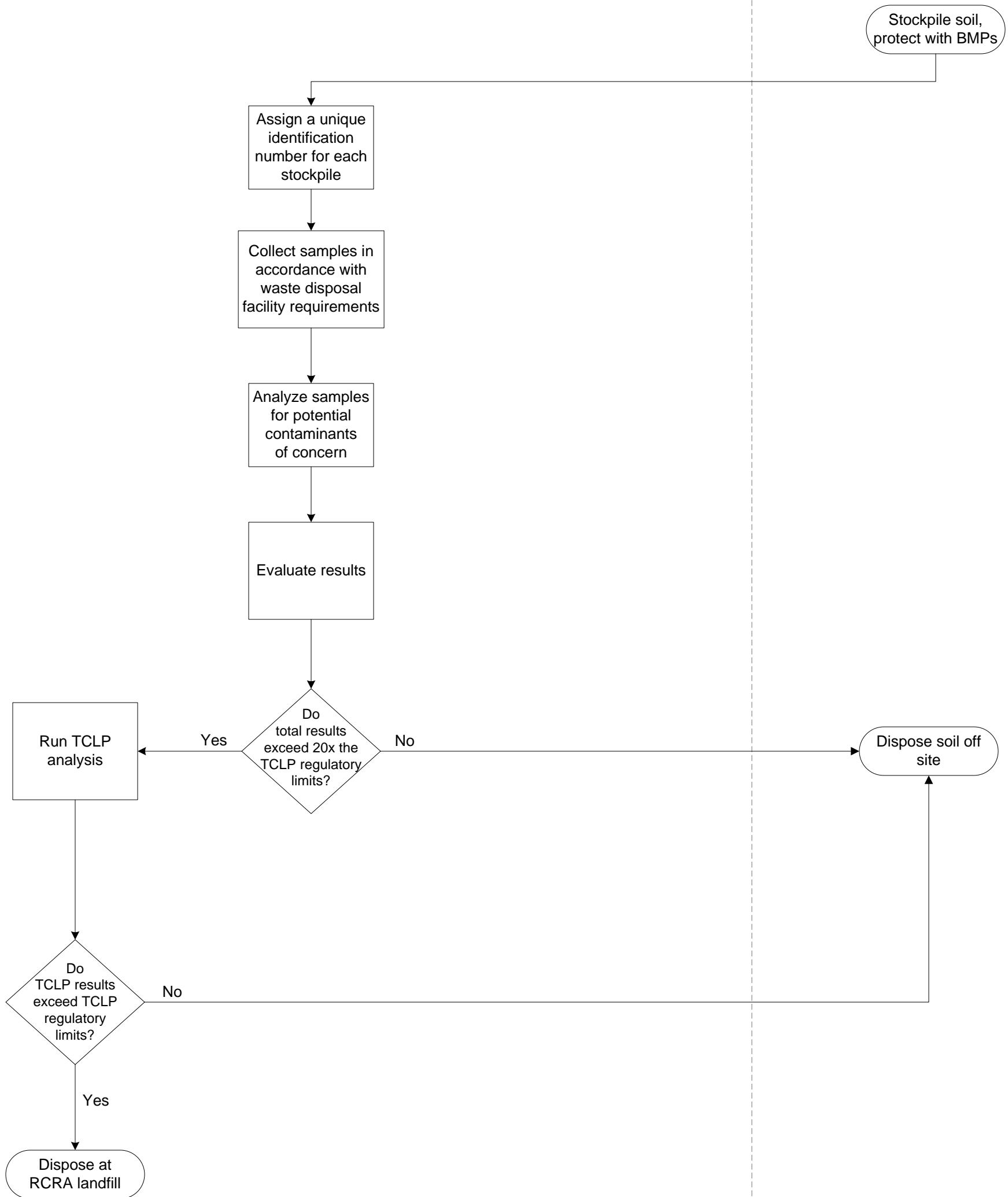
The environmental consultant is responsible for assisting with arranging and coordinating the off-Site transportation and disposal/recycling of generated RCRA wastes as shown in Figure D-1. Material will be transferred from the stockpile onto licensed waste transportation trucks under manifesting signed by the Department of General Services. The redevelopment contractor is responsible for the off-Site transportation of non-hazardous waste. All material will be covered and the truck evaluated for debris from the site prior to leaving the site. Should debris be noted, it will be cleaned prior to entry onto the public street.

Attachments:

Figure D-1 – Waste Profiling and Disposal Process Flow Chart

Environmental Consultant Responsibility

Contractor Responsibility



NOTES

RCRA: Resource Conservation Recovery Act
TCLP: Toxicity Characteristic Leaching Procedure
BMP: Best Management Practice



BUZZARD POINT D.C. UNITED SOCCER STADIUM
STADIUM DEVELOPMENT
WASHINGTON, D.C.

WASTE PROFILING AND DISPOSAL
PROCESS FLOW CHART

SEPTEMBER 2015

FIGURE D-1

APPENDIX E

Sampling and Analysis Plan

SOIL SAMPLING AND ANALYSIS PLAN
BUZZARD POINT D.C. UNITED SOCCER STADIUM DEVELOPMENT
WASHINGTON, D.C.

by Haley & Aldrich, Inc.
McLean, Virginia

for McKissack & McKissack
Washington, D.C.

File No. 40223-002
September 2015




Table of Contents

	Page
Table of Contents	i
List of Tables	iii
List of Figures	iii
1. Introduction	1
1.1 SITE INFORMATION	1
2. Field Methods and Procedures	2
2.1 FIELD DATA RECORDING	2
2.2 FIELD EQUIPMENT AND SUPPLIES	2
2.3 FIELD EQUIPMENT CALIBRATION	2
2.4 SOIL SAMPLING	3
2.4.1 Sample Identification	3
2.4.2 Sample Collection	3
2.4.3 Soil Analysis	3
2.4.4 Decontamination Procedures	4
2.5 DISPOSAL OF INVESTIGATION-DERIVED WASTE	4
2.6 GENERAL SAMPLE HANDLING AND STORAGE	4
2.7 SAMPLE DOCUMENTATION AND SHIPMENT	4
3. Laboratory Analytical Program	6
3.1 ANALYTICAL PROCEDURES	6
3.2 REQUIRED ANALYTICAL REPORTING LIMITS	6
3.3 LABORATORY REPORTING	6
4. Quality Assurance and Quality Control	7
4.1 FIELD QUALITY CONTROL SAMPLES	7
4.1.1 Field Duplicate Samples	7
4.1.2 Equipment Blanks	7
4.2 LABORATORY CONTROL SAMPLES	7
4.2.1 Laboratory Duplicates	7
4.2.2 Surrogate Spikes	7
4.2.3 Matrix Spikes and Matrix Spike Duplicates	8
4.2.4 Method-specific Quality Check	8
5. Data Management	9
5.1 DATA REDUCTION	9

5.2	DATA VALIDATION	9
5.3	DATA RECORD MANAGEMENT	10
5.3.1	Data Management System	10
5.3.2	Data Management	10
	References	11

Table

Figures

Appendix A – Example Daily Field Report

Appendix B – Example Sampling Record

Appendix C – Operating Procedure: OP3003 Surficial Soil Sampling

**Appendix D – Operating Procedure: OP3001 Preservation and Shipment of
Environmental Samples**

Appendix E – Example Chain of Custody Record

List of Tables

Table No.	Title
1	Sample Containers and Holding Times

List of Figures

Figure No.	Title
1	Site Locus
2	Site Plan

1. Introduction

Haley & Aldrich, Inc. (Haley & Aldrich) prepared this Soil Sampling and Analysis Plan (SAP) for the Buzzard Point properties located in southwest Washington, D.C. ([Site]; Figure 1) selected for redevelopment as the new D.C. United Soccer Stadium. The purpose of this SAP is to establish consistent sampling and chemical analysis procedures to obtain representative results of current Site conditions. This SAP will be used to implement the “Revised Cleanup Action Plan” (CAP) prepared by Haley & Aldrich and dated September 28, 2015.

1.1 SITE INFORMATION

The Site is in an approximately 13-acre area of Washington, D.C. referred to as Buzzard Point consisting of eight individual parcels located in the vicinity of Potomac Avenue, SW and 1st Street, SW. The Site is bounded by Potomac Avenue, SW and R Street, SW to the north, 2nd Street, SW to the west, T Street, SW to the south, and Half Street, SW to the east as shown in Figure 2.

2. Field Methods and Procedures

The following describes the field methods and procedures for sampling conducted under this SAP.

2.1 FIELD DATA RECORDING

Field notes will document the sampling events, equipment used, and measurements collected during sampling. All field activities will be recorded using electronic data collection forms or paper forms. The field logbook or daily field report (Appendix A) will document all on-Site field personnel and subcontractors, the equipment used, weather conditions, field observations, deviations from planned sampling procedures necessitated by unexpected Site conditions, and other pertinent comments or observations. Sampling documentation will be recorded in the field logbooks or sampling record form (Appendix B) and include the unique sample identification and duplicate sample identification where appropriate, sample collection time, sample depth and collection method, and field observations pertinent to collecting each sample.

All information will be recorded in an electronic tablet or with indelible ink in a field logbook. Errors in the field logbook will be corrected by striking a line through the incorrect information, then recording, initialing, and dating the correct information.

2.2 FIELD EQUIPMENT AND SUPPLIES

- Safety equipment specified in the Site-specific Health and Safety Plan.
- Location map and field data from the last sampling event.
- Photoionization detector (RAE Systems ppbRAE or analogous).
- Stainless steel trowel, scoop, spade, or shovel.
- Plastic or stainless steel spoons.
- Plastic zip lock bags.
- Decontamination supplies (see Section 2.4.4).
- Electronic tablet or field logbook.
- Personnel protective equipment (PPE) including nitrile gloves, hard hat, safety glasses, high visibility safety vest, and steel-toe boots.
- Laboratory-certified sterile sample containers and preservative (provided by laboratory), sample cooler, and ice.
- Sample tags or labels, and chain of custody forms, and shipping forms.
- Coolers.
- Ice.

2.3 FIELD EQUIPMENT CALIBRATION

Instruments and equipment will be calibrated before each use or on a scheduled, periodic basis according to manufacturer instructions and recorded in the electronic tablet or field logbook.

Instruments and equipment used to gather, generate, or measure environmental data will also be calibrated with the manufacturer's specifications to ensure accuracy and consistently reproducible results. All field instruments will have unique identifiers and will be logged in the electronic tablet or field logbook. Field personnel will be responsible for performing and documenting daily calibration/checkout records for field instruments d.

Sampling equipment will be regularly examined to verify good operating condition. Manufacturer's operating manual and instructions will be consulted as needed to ensure all maintenance requirements are being observed. Field notes from the previous day will also be reviewed as part of the daily tailgate meeting to confirm all faulty equipment has been repaired. Spare parts or duplicate equipment should be available for the sampling.

2.4 SOIL SAMPLING

This section describes the soil sampling procedures that will be used during the remediation and construction activities.

2.4.1 Sample Identification

Each sample location and individual sample will be assigned a unique alphanumeric identifier using the format described in the CAP.

2.4.2 Sample Collection

Soil samples will be collected using a hand auger and/or direct-push sampling, or grab samples from test pits, test trenches, or excavations in accordance with the standard operating procedure (SOP) for Surficial Soil Sampling included as Appendix C. The soil samples will be analyzed to gather sufficient data for investigating and/or delineating chemical-containing soil.

Once collected and properly labeled, each sample container will be placed into an ice-filled cooler to ensure preservation in accordance with the SOP for Preservation and Shipment of Environmental Sampling included as Appendix D (see Section 2.6).

2.4.3 Soil Analysis

The soil samples will be analyzed based on existing data, observations recorded in the field during environmental screening and historical operations, or features in the vicinity, if any, in general accordance with the rationale provided in the CAP. Chemical analysis may include:

- Volatile organic compounds by U. S. Environmental Protection Agency (EPA) Method 8260B;
- Semi-volatile organic compounds by EPA Method 8270;
- Total petroleum hydrocarbons by EPA Method 8015M;
- Polychlorinated biphenyls by EPA Method 8082;
- Metals by EPA Methods 7471A/6010B; and
- Hexavalent chromium by EPA Method 7199.

Additional information on field screening procedures can be found in the CAP.

2.4.4 Decontamination Procedures

Decontaminated equipment prevents cross-contamination between sample locations by any contaminant from the previous sample. All sampling equipment will therefore be washed and cleaned prior to sampling and between each sampling location using the following standard decontamination procedure:

- Rinse with potable water and wash with a scrub brush.
- Wash with phosphate-free detergent (e.g., Alconox®).
- Visually inspect the sampling apparatus and repeat the scrub and rinse step, if necessary. If the initial Alconox scrub and rinse with Alconox leaves visible traces of debris, repeat the process until all visual signs of debris are absent.
- Rinse with distilled water.

2.5 DISPOSAL OF INVESTIGATION-DERIVED WASTE

Decontamination water will be discharged directly to the ground surface and allowed to evaporate. Used PPE and sampling equipment will be containerized and properly disposed of off-Site as municipal solid waste.

2.6 GENERAL SAMPLE HANDLING AND STORAGE

The soil sample containers received from the analytical laboratory will be pre-cleaned, individually certified, and EPA-approved. Sample containers, instruments, working surfaces, technician protective gear, and other items that may come into contact with sample material must meet high standards of cleanliness. This equipment and instruments will be made of glass, aluminum, stainless steel, or Teflon®, and will be cleaned prior to each day's use and between sampling locations.

Working surfaces and instruments will be thoroughly cleaned, decontaminated, and protected from outside contamination between sampling events. Disposable nitrile gloves will be discarded after processing samples from each boring and replaced prior to handling decontaminated instruments or work surfaces.

Soil sample containers will be placed in sealable plastic bags, wrapped in bubble wrap, and securely packed inside a cooler with ice to keep the samples at $4^{\circ} \pm 2^{\circ}\text{C}$ prior to shipping. Samples will be packaged with the flow controller and shipped to the under standard chain of custody protocol as described in Section 5.2. Samples will be shipped via overnight express to the appropriate analytical laboratories. No samples will be held for more than 2 days prior to shipping.

2.7 SAMPLE DOCUMENTATION AND SHIPMENT

Samples will be shipped to the laboratory for analysis using the proper documentation, handling, shipping, and standard chain of custody procedures outlined in Table 1 and the SOP included as Appendix D. The following information will be recorded on a sample label placed on each sample container:

- Sample identification number;
- Site name;
- Analyses to be performed;
- Type of chemical preservative present in container, if applicable;
- Date and time of sample collection; and
- Sampler's name and initials.

A unique sample numbering scheme will identify each sample and provide a tracking system for retrieving analytical and field data. Sample identification numbers will be used on all sample labels or tags, field data sheets, electronic tablets or logbooks, chain of custody records, and other applicable documentation used during each sampling event. A list of all sample identification numbers will be maintained in the electronic tablet or field logbook. The sample numbering scheme will include the location reference (i.e., the grid ID) followed by a four digit sequential number as outlined in CAP.

Duplicate samples (see Section 4.2.1) will be assigned a fictional name, the same date as the primary sample collection date, and a fictional time (e.g., DUP-01-071015).

Samples will be accompanied by a properly completed chain of custody form; an example of this form is included as Appendix E. The sample numbers/location (sample ID), date/time collected, matrix, requested analyses, screening data, preservatives (other than ice), and any other pertinent comments about the sample will be listed on the chain of custody form. When samples are transferred, the individuals relinquishing and receiving will sign, date, and note the time on the chain of custody form. The chain of custody form documents the transfer of samples from the sampler, to a transporter, to a mobile laboratory, to the permanent laboratory, or to/from a secure storage area.

3. Laboratory Analytical Program

The following provides the analytical laboratory program requirements associated with soil sampling activities.

3.1 ANALYTICAL PROCEDURES

The analytes, analytical methods, sample containers, field preservation, and maximum analytical holding times for detection and assessment monitoring are summarized in Table 1. Substitutions in analytical methods will be deemed acceptable if an alternative method obtains the required analytical reporting limits and adequately quantitates the analyte in the samples evaluated.

3.2 REQUIRED ANALYTICAL REPORTING LIMITS

The analytical laboratory must be able to demonstrate that method reporting limits for all analytes evaluated in a clean matrix (i.e., method or preparation blanks) are no more than half of the lower potentially applicable regulatory limit for the respective analyte and medium evaluated. At a minimum, the method detection limits will be below levels used to investigate and or screen soil samples. It is recognized that Site-specific matrices may have an adverse effect on achieving reporting limits on environmental samples and that these reporting limits may not always be achievable on Site sample analyses.

3.3 LABORATORY REPORTING

The analytical laboratory will report data in a standard data group (SDG) of up to 20 associated samples. The SDG will comprise those samples designated by field sampling personnel on the chain of custody forms. The analytical data package will be compliant with Level II data verification requirements including:

- A case narrative summary of all analytical methods used for analysis preparation/digestion, including specific identification of instruments used, discussion of factors affecting the analysis and corrective actions taken; justification for dilution(s) of all samples and/or digestates; summary of the source and reasons for variance from the original analytical request; and report of inconsistencies and/or problems with paperwork, shipping, and sample packaging.
- Analytical data results for all field samples with method reporting limit information.
- Sample holding times (preparation and analysis dates and times).
- Quality control sample results including those for method blanks, check samples (as applicable), matrix spike (MS)/matrix spike duplicate (MSD) and duplicate samples (as applicable), and laboratory control sample (LCS).
- Chain of custody record.

The laboratory will retain full analytical and quality control documentation for the sample analyses performed for a period of at least five years. Level IV data package will be requested for 10 percent of the SDGs.

4. Quality Assurance and Quality Control

The following summarizes the field and analytical laboratory quality assurance/quality control (QA/QC) process.

4.1 FIELD QUALITY CONTROL SAMPLES

Field sampling precision and accuracy will be assessed by collecting and analyzing field duplicates and trip blanks. A brief description of the QA/QC samples collected as part of this SAP is presented below.

4.1.1 Field Duplicate Samples

Field duplicate samples will be collected to provide activity-specific, field-originated information regarding the homogeneity of the sample matrix and the consistency of the sampling effort. Duplicate samples will be given fictitious identifiers and submitted blind to the laboratory for analysis. These samples will be collected concurrently with the primary samples and equally represent the medium at a given time and location. Duplicate samples will be collected at a frequency of 1 per sampling event.

4.1.2 Equipment Blanks

Equipment rinse samples will be collected at a rate of approximately 1 per day. Equipment rinse samples will be analyzed to evaluate the effectiveness of the decontamination process.

4.2 LABORATORY CONTROL SAMPLES

The primary purpose of the LCS is to establish and monitor the laboratory's analytical process control. The LCSs contain known concentrations of analytes representative of the contaminants to be analyzed and are carried through the entire preparation and analysis process; an LCS must be analyzed with each analytical sample batch. Commercially available LCSs or those available from EPA may be used. LCS standards prepared in-house must be made from a source independent of the calibration standards. Each LCS analyte must be plotted on a control chart.

4.2.1 Laboratory Duplicates

Laboratory duplicates are separate aliquots of a single sample that are prepared and analyzed concurrently at the laboratory. This duplicate sample should not be a method blank or a trip blank. The primary purpose of the laboratory duplicate is to check the precision of the laboratory analyst, the sample preparation methodology, and the analytical methodology. If there are significant differences between the duplicates, the affected analytical results should be reexamined. One in 10 samples will be a laboratory duplicate, with fractions rounded to the next whole number.

4.2.2 Surrogate Spikes

A surrogate spike is prepared by adding a pure compound(s) to a sample before extraction. The compounds in the surrogate spike should be of a similar type to that being analyzed in the sample. The purpose of a surrogate spike is to determine the recovery efficiency of analytes in the sample.

preparation and analysis. The percent of recovery of the surrogate spike is then used to gauge the total accuracy of the analytical method for that sample.

4.2.3 Matrix Spikes and Matrix Spike Duplicates

The MS and MSD are aliquots of a sample spiked in the same manner, with known quantities of analytes and subjected to the entire analytical procedure. It is used to indicate the appropriateness of the method for the matrix by measuring recovery or accuracy. Accuracy is the nearness of a result or the mean of a set of results to the true or accepted value. The MSD is compared to the MS to determine method precision. Precision is the measure of the reproducibility of a set of replicate results among themselves or the agreement among repeat observations made under the same conditions. MSs and MSDs will be performed per 20 samples of similar matrix.

4.2.4 Method-specific Quality Check

The laboratory must follow specific quality processes as defined by the method. These may include measures such as calibration verification, instrument blank analysis, implementing internal standards, tracer analysis, method of standard additions, utilization, serial dilution analysis, post-digestion spike analysis, and chemical carrier evaluation.

5. Data Management

Data management includes data reduction, validation, and the recordkeeping described below.

5.1 DATA REDUCTION

The laboratory will perform in-house analytical data reduction and a QA review to ensure proper attainment of laboratory QC criteria prior to producing a final laboratory report. QC data (e.g., laboratory duplicates, surrogates, MS/MSD) will be compared to the method acceptance criteria. Acceptable data will be entered into the laboratory information management system.

Data summaries will be sent to the laboratory QA Officer for review. Unacceptable data will be appropriately qualified in the project report. Case narratives will provide information concerning data that fell outside acceptance limits and any other anomalous conditions encountered during sample analysis.

5.2 DATA VALIDATION

Analytical data validation will follow the EPA “Guidance on Environmental Data Verification and Data Validation” (USEPA, 2002) and be consistent with the most current National Functional Guidelines (USEPA, 2014). Validation will be performed by qualified personnel retained by the owner or operator of the CCR management unit. The completeness of each laboratory report will be evaluated. Completeness checks will be administered to determine whether the laboratory data deliverables specified in the SAP are present. If necessary, the validator will request copies of missing deliverables.

Data review and validation will consist of a two-tier assessment. Tier I data validation will be performed on 100 percent of the laboratory quality control summary data deliverables. The following QA data quality items will be evaluated:

- Holding times;
- Method blanks;
- Field quality control samples; and
- LCSs.

Tier II validation will be completed using the Level IV data package on 10 percent of the data. In addition to the Tier I data quality checks, Tier II validation will include:

- Instrument performance check;
- Initial and continuing calibration;
- Serial dilution;
- Internal standard performance; and
- Sample result verification.

5.3 DATA RECORD MANAGEMENT

Data generated during sampling activities will include field parameter measurements, sample analyses results, and data reviews. Important records regarding sample collection, analysis, and data may also be generated. The data management process requires the proper flow of data from field collection and processing from the analytical laboratory to those involved in the project evaluation and decision making. This system ensures the validity and accessibility of data to support environmental data analysis and evaluate corrective measures.

5.3.1 Data Management System

The data management system facilitates the information flow by providing a means of tracking, organizing, reporting, and archiving data and information. The system has three primary components:

- A multidisciplinary data management team of professionals.
- A process model that integrates activities relevant to ensuring that data are complete, consistent, and fully qualified, and minimizes the uncertainties associated with the data, data products, or interpretations of results.
- A standardized database structure to support the collection, management, analysis, and presentation of Site data.

5.3.2 Data Management

A management system was established at the start of the project and will continue through information and data archiving. Each step or variation of the sampling and analytical process will be documented. The data management process will be followed throughout the collection, management, storage, analysis, and presentation of the Site environmental data.

References

1. U. S. Environmental Protection Agency, November 2002. Guidance on Environmental Data Verification and Data Validation. November.
2. U. S. Environmental Protection Agency, 2014. National Functional Guidelines.

\\was\Common\Projects\40223 - M&M Potomac Ave SW\002\Deliverables\CAP 1\Appendix E - SAP\2015_0928_HAI_AppendixE_SAP_F.docx

TABLE 1
SAMPLE CONTAINERS AND HOLDING TIMES
BUZZARD POINT D.C. UNITED SOCCER STADIUM REDEVELOPMENT
WASHINGTON, D.C.

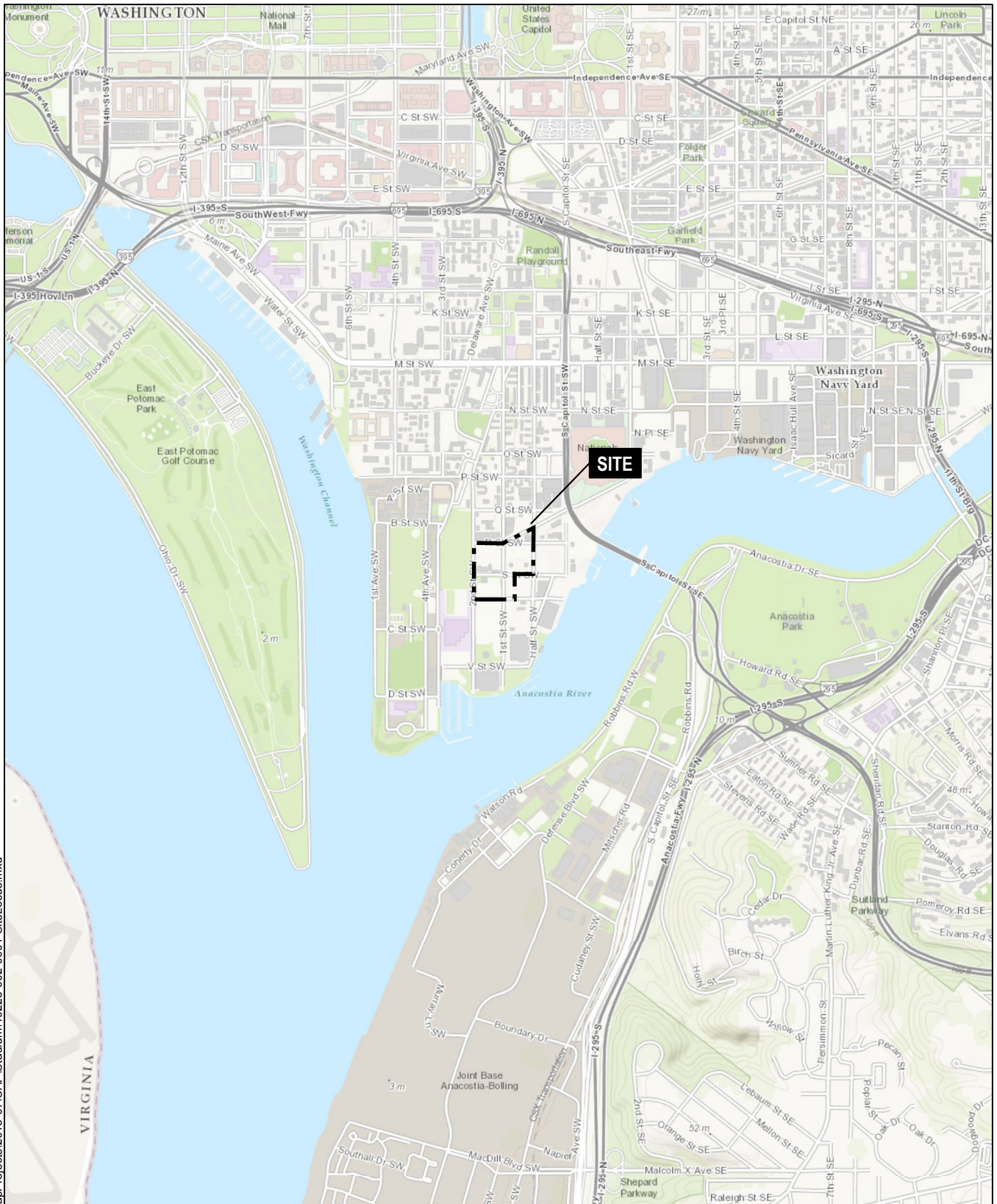
Analyte Group	Analyte	Analytical Method	Sample Container	Preservation	Minimum Volume (g)	Holding Time
Organics	Volatile organic compounds	EPA 8260B	4-oz glass jar w/Teflon lid	4°C	10	14 days
Organics	Semi-volatile organic compounds	EPA 8270C	4-oz glass jar w/Teflon lid	4°C	20	14 days
Organics	Total petroleum hydrocarbons	EPA 8015M	4-oz glass jar w/Teflon lid	4°C	10	14 days
Organics	Polychlorinated biphenyls	EPA 8082	4-oz glass jar w/Teflon lid	4°C	20	14 days
Inorganics	Metals	EPA 6010B	4-oz glass jar w/Teflon lid	None	2	180 days
Inorganics	Hexavalent chromium	EPA 7199	4-oz glass jar w/Teflon lid	4°C	10	30 days

NOTES

°C = degrees Celsius

EPA = U.S. Environmental Protection Agency

g = grams



G:\40223_BuzzardPoint\GLOBAL\GISMapProjects\2015-07\CAP\Stadium\40223-002-0001-SiteLocus.mxd

MAP SOURCE: ESRI SITE COORDINATES : 38°52'06.68"N , 77°00'44.12"W



**HALEY
ALDRICH**

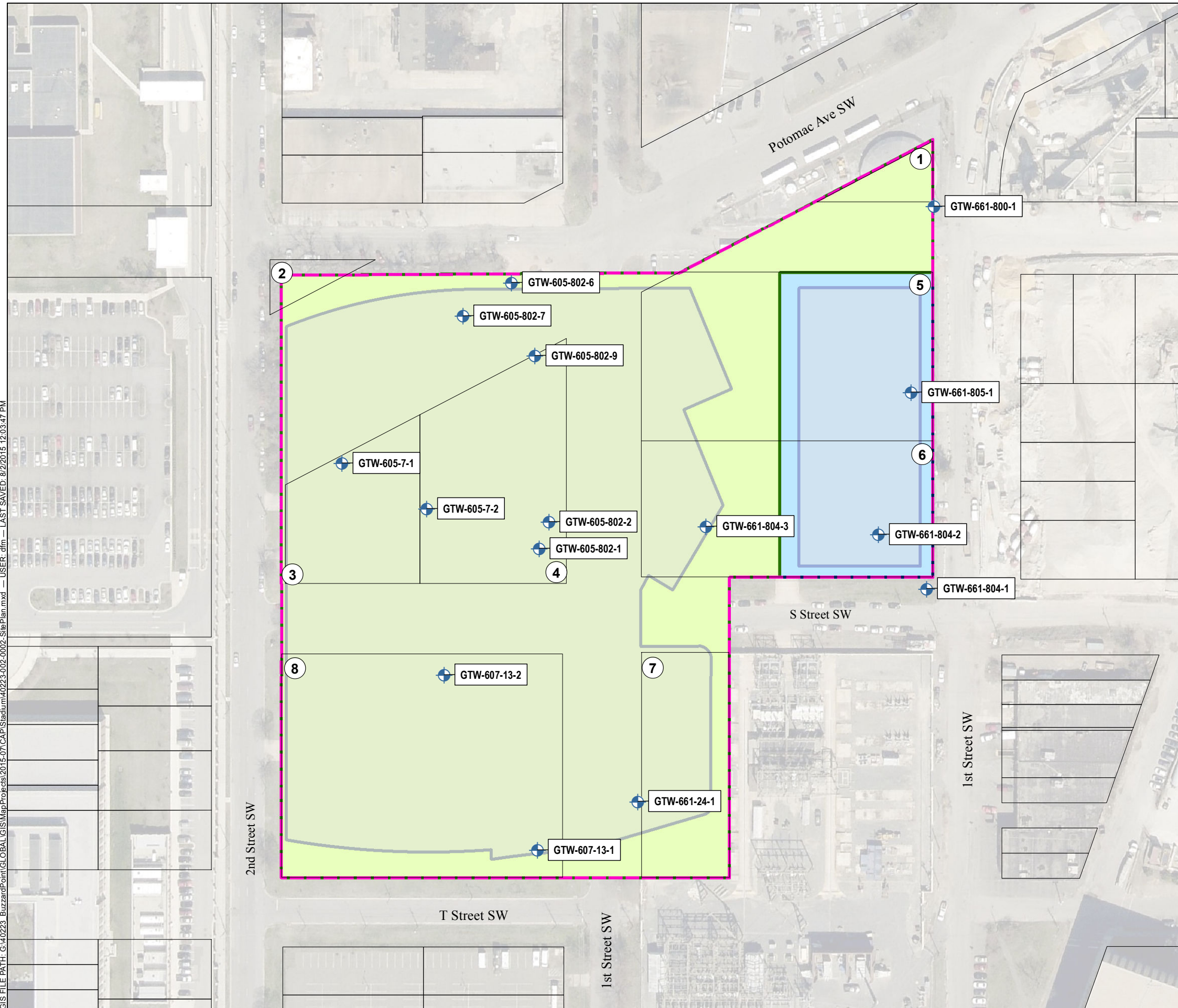
BUZZARD POINT D.C. UNITED SOCCER STADIUM
STADIUM DEVELOPMENT AREA
WASHINGTON, D.C.







SITE LOCUS

APPROXIMATE SCALE: 1 IN = 2,000 FT
SEPTEMBER 2015

FIGURE 1

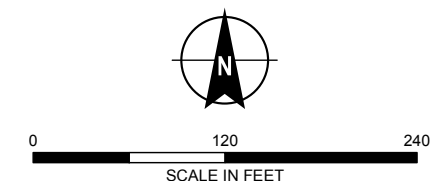
GIS FILE PATH: G:\40223_BuzzardPoint\GIS\MapProjects\2015-07\CAP\Stadium\40223-002-0002-SitePlan.mxd — USER: djm — LAST SAVED: 8/2/2015 12:03:47 PM



- LEGEND**
-  GROUNDWATER MONITORING WELL LOCATION
 -  CITY PARCEL LINE
 -  HYPOTHETICAL DEVELOPMENT AREA
 -  ANCILLARY DEVELOPMENT BOUNDARY
 -  STADIUM DEVELOPMENT BOUNDARY
 -  SITE BOUNDARY

- NOTES:**
1. ALL LOCATIONS AND DIMENSIONS ARE APPROXIMATE.
 2. BASE IMAGE BASED ON PICOMETRY DATED; APRIL 2015.

- PROPERTY OWNERS**
- | | |
|--|---|
| <p>1. OWNED BY DISTRICT OF COLUMBIA SQUARE 0661, LOT 0800</p> <p>2. OWNED BY DISTRICT OF COLUMBIA SQUARE 0603S, LOT 0800</p> <p>3. OWNED BY ROLLINGWOOD REAL ESTATE, LLC. (EIN) 1714 2ND STREET, SW SQUARE 0605, LOT 0007</p> <p>4. OWNED BY SUPER SALVAGE, INC. 1711 1ST STREET, SW SQUARE 0605, LOT 0802</p> | <p>5. OWNED BY POTOMAC ELECTRIC POWER COMPANY SQUARE 0661, LOT 0805</p> <p>6. OWNED BY POTOMAC ELECTRIC POWER COMPANY SQUARE 0661, LOT 0804</p> <p>7. OWNED BY POTOMAC ELECTRIC POWER COMPANY P/O SQUARE 0665, LOT 0024</p> <p>8. OWNED BY SW LAND HOLDER LLC (AKRIDGE) SQUARE 0607, LOT 0013</p> |
|--|---|



HALEY ALDRICH BUZZARD POINT DC UNITED SOCCER STADIUM STADIUM DEVELOPMENT AREA WASHINGTON D.C.

SITE PLAN

SEPTEMBER 2015

FIGURE 2

APPENDIX A

Example Daily Field Report

APPENDIX B

Example Sampling Record



SAMPLING RECORD

Page of

PROJECT _____
 LOCATION _____
 CLIENT _____
 CONTRACTOR _____

H&A FILE NO. _____
 PROJECT MGR. _____
 FIELD REP. _____
 DATE _____

Weather _____
 Ground surface Conditions Dry Wet Damp Standing Water

Temperature _____
 Snow (____in) Other _____

Comments _____

SOIL SAMPLING AND SURFACE WATER SAMPLING INFORMATION

Sample No.	Location	Depth (ft)	Time	Sample Description	Sampling Device	Cleaning Prodedure	Container Type

General Comments: (ie: field filtrations, persons communicated with at site, etc.)

APPENDIX C

Operating Procedure: OP3003 Surficial Soil Sampling

OPERATING PROCEDURE: OP3003

SURFICIAL SOIL SAMPLING

PREPARATION AND APPROVALS

VERSION	AUTHORED/DATE	REVIEWED / DATE	REVIEWED / DATE	REVIEWED / DATE	APPROVED / DATE
Ver. 0.0	JML: June 2003	CSO July 2003			DHS Sept 2003

Total Pages: 21

© Haley & Aldrich, Inc. 2003

TABLE OF CONTENTS

	Page
LIST OF FIGURES	i
1. PURPOSE	1
2. EQUIPMENT & SUPPLIES	1
3. PROCEDURE	2
3.1 Preparation	2
3.2 Presampling Observations, Notes and Required Entries	3
3.3 Sampling Procedures	4
3.4 Sampling Device Instructions	5
3.4.1 Hand Scoops, Trowels, Spades and Shovels	5
3.4.2 Bucket and Bit Augers with Thin-Wall Tube Attachment	6
3.4.3 Hand Held Corer	8
3.4.4 Thin Tube Hand Held Sampling Trier	8
3.4.5 Split Spoon Sampler	9
3.4.6 Test Pit/Trench Excavation	10
3.4.7 Telescopic Mechanical Sampling Arm	11
3.5 Sample Containers	12
3.6 Chain-of-Custody Forms	12
3.7 Decontamination	12
3.8 Quality Assurance/Quality Control	12
3.9 Health and Safety	12
APPENDIX A – References	A-1
APPENDIX B – Related Haley & Aldrich Procedures	B-1
APPENDIX C – Forms	C-1
APPENDIX D – Glossary	D-1

LIST OF FIGURES

Figure No.	Title	
1	Sampling Augers	13
2	Sample Coring Device	14
3	Sampling Trier	15

OPERATING PROCEDURE: OP3003

SURFICIAL SOIL SAMPLING

1. PURPOSE

The purpose of this Operating Procedure (OP) is to describe the procedures for the collection of representative samples of surficial soil. The procedures are intended specifically to minimize alteration of samples during collection. Surficial soil samples as referenced herein mean soils or soil-like material located less than 6 feet below ground surface which may contain quantities of contaminants.

Refer to OP3000 for General Environmental Field Procedures and Protocol, including procedures for decontamination of sampling equipment and/or containers. Refer to OP3001 for Operating Procedures on Preservation and Shipment of Environmental Samples.

Haley & Aldrich (H&A) personnel are to use the techniques in OP3003 to collect surficial soil samples. These operating procedures may be varied or changed as required, dependent upon site conditions, equipment limitations, or limitations imposed by the procedure. In all instances, the actual procedures used should be documented and described in an appropriate site report.

2. EQUIPMENT & SUPPLIES

Required:

1. Site map(s)/plan(s)
2. Safety equipment, as specified in the site-specific Health and Safety Plan
3. Field Log book
4. Stainless steel, plastic, or other appropriate homogenization bucket, bowl or pan
5. Plastic or stainless steel spoons and/or wooden tongue depressors
6. Appropriate size sample containers
7. Plastic zip lock bags
8. Sample Labels
9. Chain of Custody records and custody seals
10. Sampling Record Form (H&A Form 3004)
11. Cooler(s)
12. Ice
13. Decontamination supplies/equipment

Sampling equipment may include one or more of the following:

1. Stainless steel trowel(s) or scoop(s)
2. Stainless steel spade or shovel
3. Bucket auger
4. Bit auger
5. Continuous flight (screw) auger
6. Post-hole auger
7. Extension/drill rods
8. T-handle
9. Core sampler
10. Sampling trier
11. Thin wall tube sampler
12. Split spoons
13. Vehimeyer soil sampler outfit
14. Tubes
15. Points
16. Drive head
17. Drop hammer
18. Puller jack and grip
19. Backhoe
20. Telescopic mechanical sampling arm (aluminum poles)
21. Stainless steel sampling beaker

Optional:

1. Tape measure
2. Survey equipment or global positioning system (GPS) to locate sampling points
3. Survey stakes or flags
4. Camera and film
5. Plastic sheeting or cover

3. PROCEDURE

3.1 Preparation

- Determine the extent of the sampling effort, the sampling methods to be employed, and the types and amounts of equipment and supplies required.
- Obtain necessary sampling and monitoring equipment.
- Decontaminate or pre-clean equipment, and ensure that it is in working order.

- Prepare schedules and coordinate with staff, client, and regulatory agencies, if appropriate.
- Perform a general site survey prior to site entry in accordance with the site specific Health and Safety Plan.
- Use stakes, flagging, or buoys to identify and mark all sampling locations. Specific site factors, including extent and nature of contaminant, should be considered when selecting sample location. If required, the proposed locations may be adjusted based on site access, property boundaries, and surface obstructions. All staked locations should be utility-cleared by the property owner or the On-Scene-Coordinator prior to soil sampling, and utility clearance should always be confirmed before beginning work.

3.2 Presampling Observations, Notes and Required Entries

The information listed below will be recorded in a project Field Log book and a Sampling Record Form. The Sampling Record Form is referenced in Appendix C. The following list of measurements and observations represent a minimum requirement for soil samples:

- Sampling Location Number
- Time
- Date Collected
- Samplers (names of individuals who actually collected samples)
- Sample Destination (Analytical Laboratory) to receive samples
- Description of Sample Location with Sketch or Map
- Sample Depth (i.e., distance in feet from ground surface)
- Photograph Number and Roll Used (if applicable).
- Observable Physical Characteristics
 - Odor
 - Color
 - Density, Consistency, etc.
 - Layering
 - Other
- Evidence of Stressed Vegetation or Wild Life in Area where Sample was taken

- Ambient Weather Conditions during Sampling
 - Air Temperature
 - Sky Condition
 - Recent Precipitation or Drought
- Samples Collected (enter all sample numbers collected at this location)

3.3 Sampling Procedures

- After entries are completed, label and number required sample bottles. Fill out the label in indelible ink and carefully and clearly address all categories and parameters.
- Sample analyses will be specified by the Project Coordinator and Site Manager. A list of these analyses and required containers and handling procedures is presented in a Site work plan or related document.
- Sampling instructions have been provided for seven sampling devices most often used to collect surficial soil samples. Select the appropriate sampling device.
- Refer to Operation Procedure OP2001 - Identification and Description of Soils in the Field Using Visual-Manual Methods, if observations of surficial soils are to be recorded.
- Decontaminate sampling device and/or container prior to use according to Operation Procedure OP3000 - General Environmental Field Procedures and Protocol.
- Sample containers (glass jars and vials) should be filled to the top. Refer to a Site work plan or related document for sample volume size and appropriate containers for given analyses. Sample containers should contain laboratory-provided preservatives, if necessary. Care should be taken to prevent the presence of air bubbles in VOA vials. All container caps will include an inner teflon septa or lining and must be tightly secured to contain the sample. All samples will be stored and shipped at 4°C. Refer to OP3001 for operating procedures on sample handling and preservatives.
- Check for appropriate liner in cap and secure cap tightly. Store the samples with ice in a cooler, following these sealing and packing procedures:
 - Ice will be placed in plastic zip-lock bags to contain ice water. Sample containers will be adequately layered in bubble wrap to prevent breakage. Samples will be positioned upright in the cooler to prevent breakage, and samples will be stored and shipped at 4°C.
 - All 40-milliliter VOA vials will be sealed in thick or heavy duty plastic zip lock bags.
 - Check to make sure all appropriate information is in Field Log Book or Sampling Record form and Chain-of-Custody form using indelible ink.

- If samples are to be shipped to a laboratory for analysis, a Chain-of-Custody record, custody seals, fragile markers, and reinforced nylon tape will all be properly affixed to or on the sample cooler. If samples are to be delivered to the laboratory directly by Haley & Aldrich, then only the Chain-of-Custody record is required.
- Chain-of-Custody Form - enclose in large plastic zip lock bag and tape to inside top of cooler lid.
- Custody Seals - place custody seal over cooler gasket separating the cooler lid from the cooler bottom at all sides except hinged location.
- Nylon Tape - tape completely around cooler at two locations. Tape reinforcing will prevent cooler from opening if the lid locking mechanism fails.
- Fragile Markers - fragile markers and upright stickers will be affixed to each side of the cooler.

3.4 Sampling Device Instructions

The specific procedures and equipment for surficial soil sampling will be defined in a Site work plan or related document. The following presents a description of seven sampling devices commonly used to collect surficial soil samples within 6 feet of ground surface. The split spoon sampler, when used with drilling equipment, can also collect subsurface soil samples to much greater depths. The most appropriate device for a specific sampling program as described in a Site work plan or related document has been selected based on site conditions (accessibility, type of soil, desired depth of samples, etc.) and on climate conditions (e.g. frozen ground in winter).

The selected devices for each sampling task are described in detail in a Site work plan or related document. Any changes to procedures outlined in a Site work plan or related document will be specified by the Site Manager.

3.4.1 Hand Scoops, Trowels, Spades and Shovels

This method is probably the simplest, most expeditious, direct method for making soil samples accessible. Collection of samples from near-surface soil can be accomplished with tools such as spades, shovels, trowels, and scoops. These devices are easy to operate, decontaminate and work well for sampling most surficial soils. Surface material is removed to the required depth and a stainless steel or plastic scoop is then used to collect the sample. This method can be used in most soil types but is limited to sampling at or near the ground surface. Accurate, representative samples can be collected with this procedure depending on the care and precision demonstrated by the sample team member.

Hand scoops and trowels consist of the usual garden type trowel or scoop usually constructed of stainless steel. A stainless steel laboratory scoop is a preferred scoop device due to its non-corrosive nature. Scoops or trowels work well in collecting grab samples of surficial soils or sludges. A flat,

pointed mason trowel to cut a block of the desired soil is helpful when undisturbed profiles are required. A typical shovel or spade constructed of stainless steel can be used to collect representative soil samples near the surface. Devices plated with chrome or other exterior coatings that may chemically alter the sample should not be used. Plating is particularly common with garden implements such as potting trowels.

Procedures for Use

1. Carefully remove the top layer of soil to the desired sample depth with a cleaned, stainless steel spade, shovel, trowel, or scoop. In the case of sludges exposed to air, it may be desirable to remove the first 1-2 centimeters of material prior to collecting sample.
2. Using a cleaned, stainless steel scoop or trowel, collect the desired quantity of soil.
3. If volatile organic analysis is to be performed, transfer the sample directly into an appropriate, labeled sample container with a stainless steel lab spoon, new wooden tongue depressor or equivalent and secure the cap tightly. Place the remainder of the sample into a stainless steel, plastic, or other appropriate homogenization container, and mix thoroughly to obtain a homogenous sample representative of the entire sampling interval. Then, either place the sample into appropriate, labeled containers and secure the caps tightly; or, if composite samples are to be collected, place a sample from another sampling interval or location into the homogenization container and mix thoroughly. When compositing is complete, place the sample into appropriate, labeled containers and secure the caps tightly.

3.4.2 Bucket and Bit Augers with Thin-Wall Tube Attachment

This system consists of a bucket or bit auger, or a thin-wall tube sampler, a series of extensions/drill rods, and a "T" handle (Figure 1). A cleaned bucket or bit auger is used to bore a hole to the desired sampling depth and then is withdrawn. When using the bucket auger, the soil sample must be removed from the bucket with a cleaned, stainless steel spoon or trowel. The bucket auger can collect a large soil sample (up to 24 ounces) but is limited in penetrating depth to approximately 2 feet under ideal conditions. Bucket augers are useful for direct sample recovery, because they provide a large volume of sample in a short time. The bit auger has greater penetrating depth (up to 6 feet) but collects a small soil sample. The bit auger tip is removed from the auger when the desired sampling depth is reached and replaced with the thin wall tube attachment. The system is then lowered down the cored hole, and driven into the soil to the completion depth. The system is withdrawn and the core is collected from the thin wall tube sampler.

Other types of augers include continuous flight (screw) and post-hole augers. When continuous flight augers are used, the sample can be collected directly from the flights. The continuous flight augers are satisfactory when a composite of the complete soil column is desired. Post-hole augers have limited utility for sample collection as they are designed to cut through fibrous, rooted, swampy soil and cannot be used below a depth of approximately three feet.

This equipment can be used in a wide variety of soil conditions. The presence of rock layers and collapsing of the borehole usually prohibit sampling at depths greater than 3 to 6 feet. The equipment is inexpensive, easy to operate, and generally works well to sample most soils.

Procedures for Use

1. Attach the cleaned auger bucket or bit to a drill rod extension and further attach the "T" handle to the drill rod.
2. Clear the area to be sampled of any surface debris (twigs, rocks, litter). It may be advisable to remove the first 3 to 6 inches of surface soil for an area approximately 6 inches in radius around the drilling location.
3. Begin augering by rotation of the "T" handle, periodically removing accumulated soils onto a plastic sheet spread near the hole. This prevents accidentally brushing loose material back down the borehole when removing the auger or adding drill rods. It also facilitates refilling the hole, and avoids possible contamination of the surrounding area.
4. After reaching the desired depth, slowly and carefully remove the auger from the hole.
5. If a bucket auger is used, remove the soil sample with a cleaned, stainless steel spoon or trowel.
6. If a bit auger is used, remove the auger tip from the extension rods and replace with a cleaned, thin-wall tube sampler. Install the proper cutting tip.
7. Carefully lower the tube sampler down the borehole. Gradually press the tube sampler into the soil. Take care to avoid scraping the borehole sides. Avoid hammering the drill rods to facilitate coring, as the vibrations may cause the boring walls to collapse.
8. Remove the tube sampler and unscrew the drill rods.
9. Remove the cutting tip, and remove the core from the device.
10. Discard the top of the core (approximately 1 inch), as this possibly represents material collected before penetration of the layer of concern. Place the remaining core into the appropriate labeled sample container. Sample homogenization is not required.
11. If volatile organic analysis is to be performed, transfer the sample into an appropriate, labeled sample container with a stainless steel lab spoon, wooden tongue depressor or equivalent and secure the cap tightly. Place the remainder of the sample into a stainless steel, plastic, or other appropriate homogenization container, and mix thoroughly to obtain a homogenous sample representative of the entire sampling interval. Then, either place the sample into appropriate, labeled containers and secure the caps tightly; or, if composite samples are to be collected, place a sample from another sampling interval

into the homogenization container and mix thoroughly. When compositing is complete, place the sample into appropriate, labeled containers and secure the caps tightly.

12. If another sample is to be collected in the same hole, but at a greater depth, reattach the auger bit to the drill and assembly, and repeat previous steps, making sure to decontaminate the auger and tube sampler between samples.
13. Abandon the hole according to applicable state regulations. Generally, shallow holes can simply be backfilled with the removed soil material.

3.4.3 Hand Held Corer

The device consists of a "T" handle and cylindrical core tube (Figure 2). The device is equipped with a check valve at the top to prevent washout during retrieval through an overlying water layer, if applicable, and a nosepiece at the bottom to help contain the sample. This device can be used in a wide variety of soil conditions. Hand corers can also be fitted with brass or polycarbonate plastic liners.

Procedures for Use

1. Inspect the corer for proper pre-cleaning.
2. Press the corer in with a smooth continuous motion.
3. Twist the corer, and then withdraw the corer in a single smooth motion.
4. Remove the nosepiece and withdraw the sample into a stainless steel, plastic or other appropriate homogenization container.
5. Transfer the sample into an appropriate sample container with a stainless steel spoon, wooden tongue depressor or equivalent.

3.4.4 Thin Tube Hand Held Sampling Trier

The system consists of a trier, a long hollow cylindrical tube with a slot trending almost its entire vertical length, and a "T" handle (Figure 3). The trier is driven into the soil to be sampled and used to extract a core sample from the appropriate depth. The tip and edges of the tube are sharp to allow the trier to cut a core by rotation of the "T" handle once it is completely pushed-down or manually driven to the depth of collection. Triers range from approximately 20 to 60 inches in length and from approximately 0.5 to 1 inch in diameter.

Procedures for Use

1. Insert the cleaned trier into the soil or sludge material at a 0 to 45° angle from horizontal. This orientation minimizes the spillage of sample from the sampler. Extraction of samples might require tilting of the containers.
2. Rotate the trier once or twice to cut a core of material.
3. Slowly withdraw the trier, making sure the slot is facing upward.
4. If volatile organic analyses are required, transfer the sample into an appropriate, labeled sample container with a stainless steel lab spoon, wooden tongue depressor or equivalent and secure the cap tightly. Place the remainder of the sample into a stainless steel, plastic, or other appropriate homogenization container, and mix thoroughly to obtain a homogenous sample representative of the entire sampling interval. Then, either place the sample into appropriate, labeled containers and secure the caps tightly; or, if composite samples are to be collected, place a sample from another sampling interval into the homogenization container and mix thoroughly. When compositing is complete, place the sample into appropriate, labeled containers and secure the caps tightly.

3.4.5 Split Spoon Sampler

Split spoon sampling is generally used to collect undisturbed soil cores of 18 or 24 inches in length. A split spoon sampler consists of a cylindrical hollow steel or stainless steel sampler usually 24 inches long and 2 or 3 inches in outside diameter. A series of consecutive cores may be extracted with a split spoon sampler to give a complete soil column profile, or an auger may be used to drill down to the desired depth for sampling. The split spoon is then driven to its sampling depth through the bottom of the augured hole and the core extracted. Split spoon samplers collect in-situ soil samples that permit stratigraphic logging. To remove the split spoon sampler and collect a soil sample, remove the sampler from the driving rods and unscrew the tapered nosepiece and top piece from the sampler. The spoon will then split into two longitudinal sections. It may be necessary to use a pipe wrench to unlock the threaded nosepieces. This sampling device is almost always used in conjunction with a drilling rig and as such is an equipment intensive effort. However, the split spoon may be used with a hand-held drop hammer for collection of shallow soil samples (less than 6 feet below ground surface).

Refer to Operation Procedures OP2005 - Test Borings, Sampling, Standard Penetration Testing and Borehole Abandonment, and OP3006 - Procedures for Subsurface Soil Sampling for Chemical Analysis, which describe the use of this sampler in greater detail.

Procedures for Use

1. Assemble the sampler by aligning both sides of barrel and then screwing the drive shoe on the bottom and the head piece on top.
2. Place the sampler in a position perpendicular to the sample material.
3. Using a well ring, drive the tube. Do not drive past the bottom of the head piece or compression of the sample will result.
4. Record in the Field Log book or test boring log the length of the tube used to penetrate the material being sampled, and the number of blows required to obtain this depth.
5. Withdraw the sampler, and open by unscrewing the bit and head and splitting the barrel. The amount of recovery and soil type should be recorded on the boring log. If a split sample is desired, a cleaned, stainless steel knife should be used to divide the tube contents in half, longitudinally. This sampler is typically available in 2 and 3 1/2 inch diameters. A larger barrel may be necessary to obtain the required sample volume.
6. Without disturbing the core, transfer it to appropriate labeled sample container(s) and seal tightly.

3.4.6 Test Pit/Trench Excavation

A backhoe can be used to remove sections of soil, when detailed examination of soil characteristics are required. This is a relatively expensive sampling method because of the cost of backhoe operation. Refer to Operation Procedure OP2026 - Exploratory Test Pits for more information on test pit excavations.

Procedures for Use

1. Prior to any excavation with a backhoe, it is important to ensure that all sampling locations are clear of overhead and buried utilities.
2. Review the site specific Health & Safety plan and ensure that all safety precautions including appropriate monitoring equipment are installed as required.
3. Using the backhoe, excavate a trench approximately three feet wide and approximately one foot deep below the cleared sampling location, or as specified in a Site work plan or related document. Place excavated soils on plastic sheets. Trenches greater than five feet deep must be sloped or protected by a shoring system, as required by OSHA regulations.

4. A shovel may be used to remove a one to two inch layer of soil from the vertical face of the pit where sampling is to be done.
5. Record in the Field Log book or test pit log the depth intervals from which the samples are being collected.
6. Samples are taken using a trowel, scoop, or coring device at the desired intervals. Be sure to scrape the vertical face at the point of sampling to remove any soil that may have fallen from above, and to expose fresh soil for sampling. In many instances, samples can be collected directly from the backhoe bucket. A telescopic mechanical arm (see next sampling device) and stainless steel sampling beaker may be used to collect samples.
7. If volatile organic analyses are required, transfer the sample into an appropriate, labeled sample container with a stainless steel lab spoon, wooden tongue depressor or equivalent and secure the cap tightly. Place the remainder of the sample into a stainless steel, plastic, or other appropriate homogenization container, and mix thoroughly to obtain a homogenous sample representative of the entire sampling interval. Then, either place the sample into appropriate, labeled containers and secure the caps tightly; or, if composite samples are to be collected, place a sample from another sampling interval into the homogenization container and mix thoroughly. When compositing is complete, place the sample into appropriate, labeled containers and secure the caps tightly.
8. Abandon the pit or excavation according to applicable state regulations. Generally, shallow excavations can simply be backfilled with the removed soil material. The test pit/excavation should be backfilled in accordance with a Site work plan or related document.

3.4.7 Telescopic Mechanical Sampling Arm

The device consists of an aluminum pole approximately 1 to 2 inches in diameter divided into three, 4-foot sections. Attached to the end of the pole is a stainless steel sampling beaker (usually with an 18-ounce capacity). The pole is capable of telescoping from 4 to 12 feet. This mechanical sampling arm is used to collect soil samples from test pits or other excavations. It allows a sample to be collected from a location that would otherwise be difficult to access.

Procedures for Use

1. Attach the cleaned, stainless steel beaker to the end of the pole either by tightening a clamp or wing nuts.
2. Make sure your feet are safely and securely positioned.
3. Telescope the pole to the required length.

4. Lower the pole end into the test pit or other excavation.
5. Collect the sample.
6. Remove the sample from the beaker with a cleaned, stainless steel scoop, trowel or new wooden tongue depressor.

3.5 Sample Containers

The samples for each analysis will be collected in the appropriate containers and handled in accordance with the procedures described in a Site work plan or related document.

3.6 Chain-of-Custody Forms

All samples submitted to the contract analytical laboratory for analyses, will be accompanied by a Chain-of-Custody form. Appropriate Chain-of-Custody procedures will be followed at all times during a sampling event and subsequent transport to the contract analytical laboratory. Refer to OP3026 for operation procedures on completing a Chain-of-Custody form and Chain-of-Custody procedures.

3.7 Decontamination

Soil sampling equipment will be cleaned prior to and between each use according to Operation Procedure OP3000 – General Environmental Field Procedures and Protocol. After decontamination, the equipment will be wrapped in aluminum foil and placed on clean racks off the ground until it is used.

3.8 Quality Assurance/Quality Control

There are no specific quality assurance (QA) activities that apply to the implementation of these operating procedures. However, the following QA procedures apply:

- All data must be documented on field data sheets or within site logbooks.
- All instrumentation must be operated in accordance with operating instructions as supplied by the manufacturer, unless otherwise specified in a Site work plan or related document. Equipment checkout and calibration activities must occur prior to sampling/operation, and they must be documented.

3.9 Health and Safety

When working with potentially hazardous materials, follow H&A health and safety procedures, in addition to the procedures specified in the site specific Health & Safety Plan.

FIGURES

Figure 1. Sampling Augers

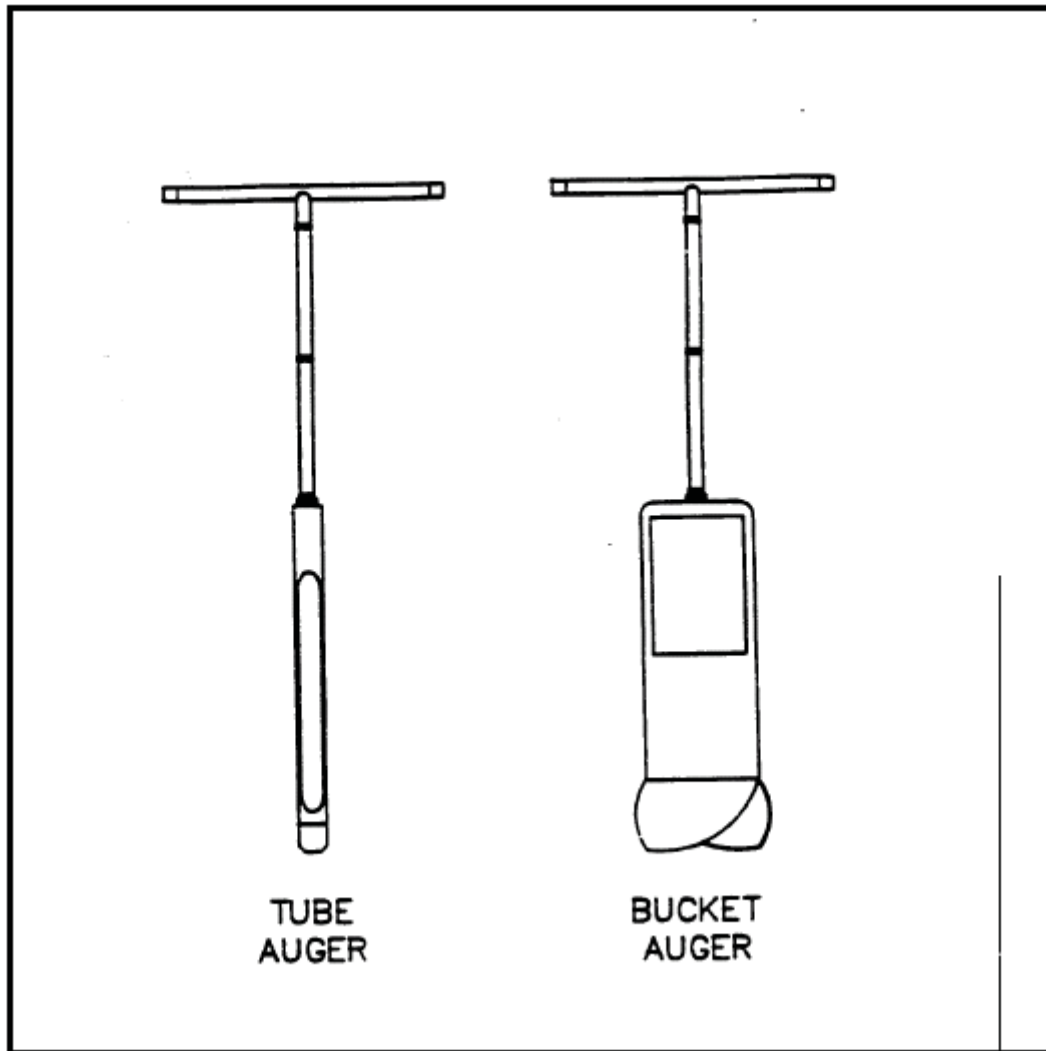


Figure 2. Sample Coring Device

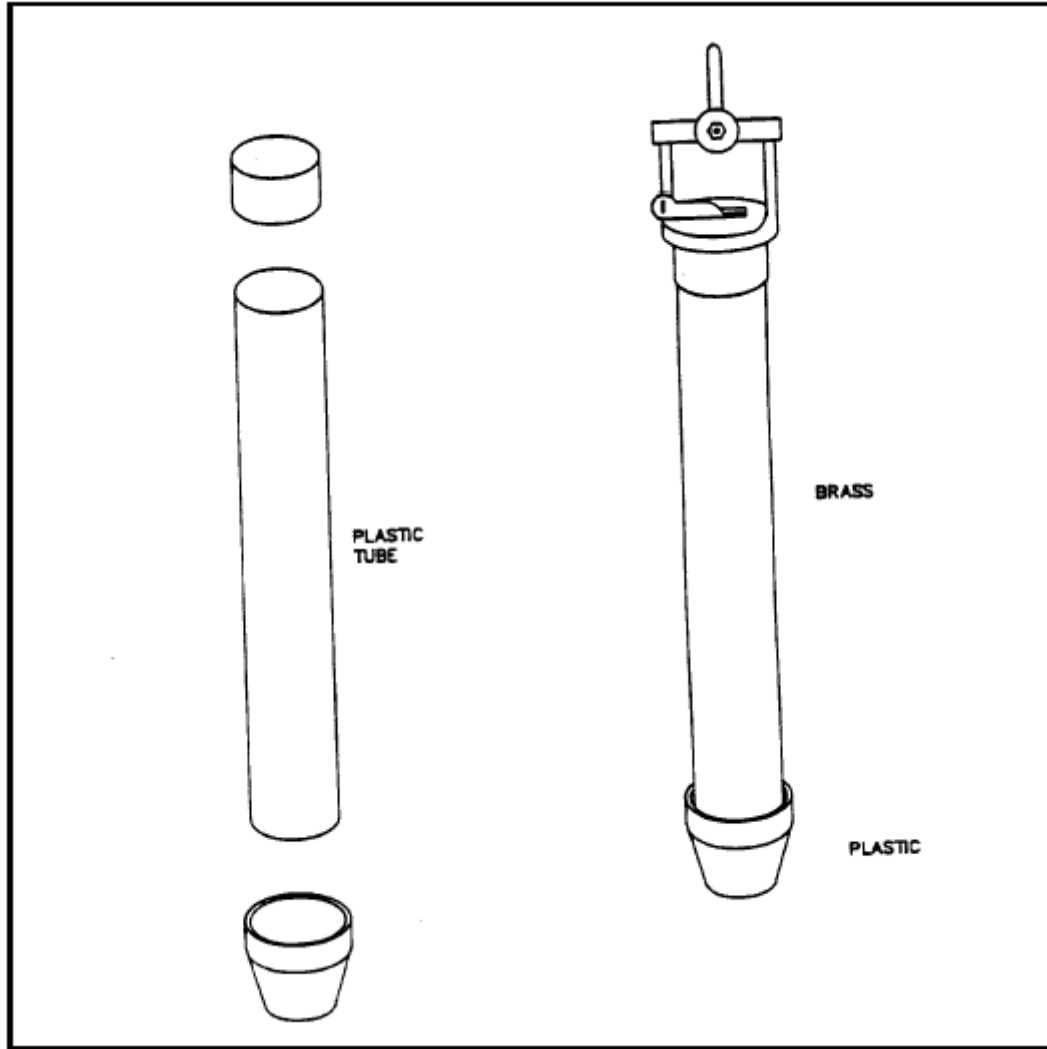
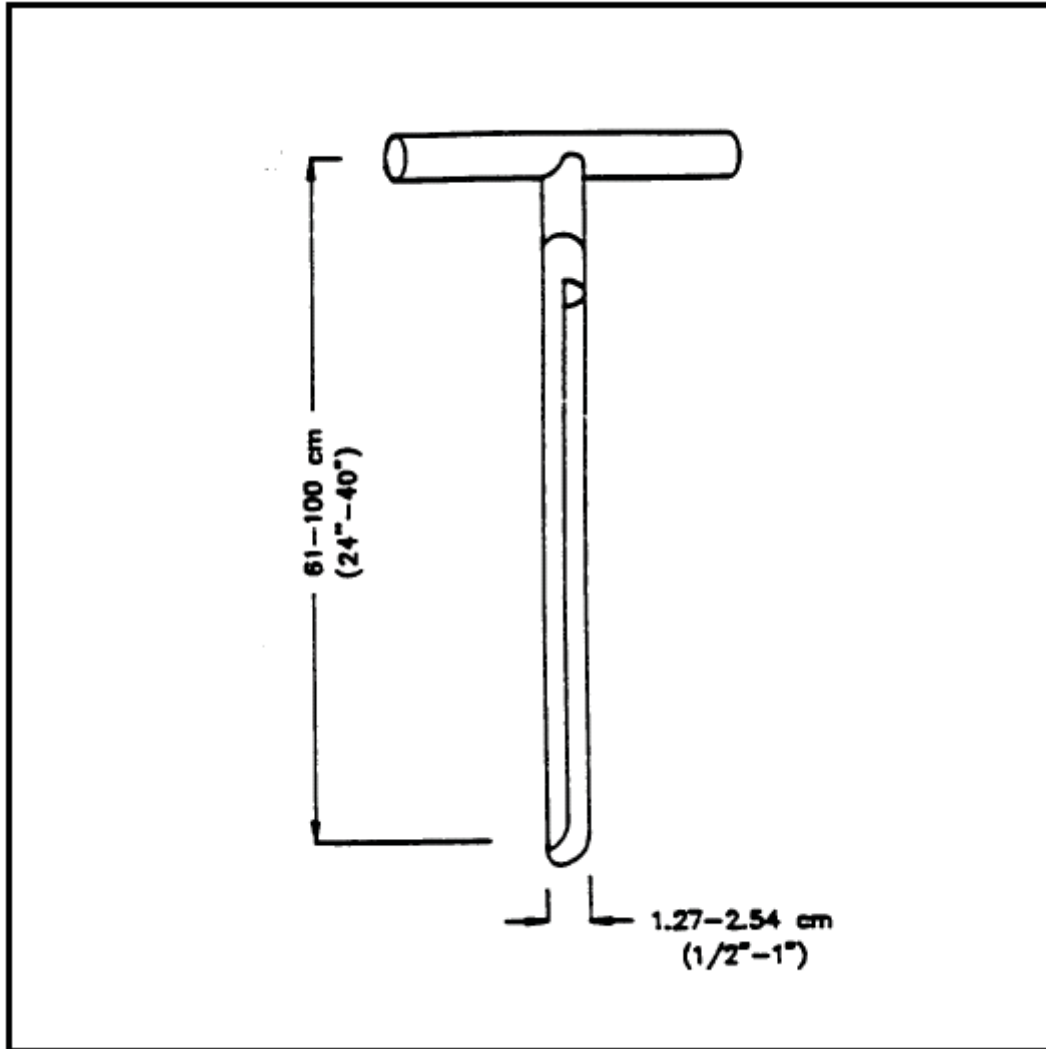


Figure 3. Sampling Trier



**APPENDIX A
REFERENCES**

- Barth, D.S., Mason, B.J. (1984) Soil Sampling Quality Assurance Guide, Environmental Research Center, University of Nevada, U.S. EPA-600/4-84-043.
- New York State Department of Environmental Conservation (1991), RCRA Quality Assurance Project Plan Guidance, Division of Hazardous Substance Regulation.
- Scaff, M.R., McNabb, J.F., Robert F. Kerr, Manual of Groundwater Quality Sampling Procedures, Environmental Research Laboratory, pp. 72-80.
- United States Environmental Protection Agency (1982), Test Methods For Evaluating Solid Waste, Physical/Chemical Methods, U.S. EPA SW-846, 3rd Edition.
- United States Environmental Protection Agency, (1983) A Methods Manual-Volume II Available Sampling Methods, U.S. EPA-600/X-83-018.
- United States Environmental Protection Agency, (1983) Standard Operating Procedures Toxics and Waste Management Division.
- United States Environmental Protection Agency (1987), A Compendium of Superfund Field Operations Methods, EPA/540/P-87/001, pp. 10-40 to 10-48.
- United States Environmental Protection Agency Environmental Response Team (1994), Standard Operating Procedures: Sediment Sampling, SOP 2016, Rev. 0.0, p. 11, dated 11/17/94.
- United States Environmental Protection Agency Environmental Response Team (2000), Standard Operating Procedures: Soil Sampling, SOP 2012, Rev. 0.0, pp. 1-13, dated 02/18/00.

**APPENDIX B
RELATED HALEY & ALDRICH PROCEDURES**

- OP1009 Medical Surveillance Program
- OP1010 Health and Safety Plans
- OP2001 Identification and Description of Soils in the Field Using Visual-Manual Methods
- OP2005 Test Borings, Sampling, Standard Penetration Testing and Borehole Abandonment
- OP2026 Exploratory Test Pits
- OP3001 Preservation and Shipment of Environmental Samples
- OP3004 Stream Sediment and Wetlands Soil Sampling
- OP3026 Chain of Custody

**APPENDIX C
FORMS**

- Form 3001 Sampling Labels (Environmental)
- Form 3002 Chain of Custody (Electronic)
- Form 3003 Chain of Custody (Field)
- Form 3004 Sampling Record

Haley & Aldrich

**APPENDIX D
GLOSSARY**

- This page intentionally left blank.

Haley & Aldrich

APPENDIX D

Standard Operating Procedure: OP3001 Preservation and Shipment of Environmental Samples

OPERATING PROCEDURE: OP3001

PRESERVATION AND SHIPMENT OF ENVIRONMENTAL SAMPLES

PREPARATION AND APPROVALS

VERSION	AUTHORED/DATE	REVIEWED / DATE	REVIEWED / DATE	REVIEWED / DATE	APPROVED / DATE
Ver 0.0	AKM/6-03	KLR/6-03			JAK/ September 2003
Ver 1.0	DMC/1-11	KLO/3-11			RAS/March 2011

Total Pages: 17

© Haley & Aldrich, Inc., 2011

TABLE OF CONTENTS

	Page
LIST OF TABLES	i
1. PURPOSE	1
2. EQUIPMENT & SUPPLIES	1
3. PROCEDURE	2
3.1 Selection of Sampling Parameters	2
3.2 Sampling Equipment and Container Selection	2
3.2.1 Reactivity of Container Material with Sample	3
3.2.2 Volume of the Container	3
3.2.3 Color of Container	3
3.2.4 Container Closures	3
3.2.5 Decontamination of Sample Containers	3
3.3 Sample Labels	4
3.4 Sample Presevation	4
3.4.1 Soil	4
3.4.2 Water	5
3.4.3 Air/Vapor Samples	6
3.5 Chain-Of-Custody	7
3.6 Sample Sealing	7
3.7 Holding Times	7
3.8 Sample Storage and Transport	8
APPENDIX A – References	A-1
APPENDIX B – Related Haley & Aldrich Procedures	B-1
APPENDIX C – Forms	C-1
APPENDIX D – Glossary	D-1
APPENDIX E – Chain of Custody Record	E-1

LIST OF TABLES

Table No.	Title	
1	Required Containers, Preservation Techniques, and Holding Times	9

OPERATING PROCEDURE: OP3001

PRESERVATION AND SHIPMENT OF ENVIRONMENTAL SAMPLES

1. PURPOSE

This operating procedure (OP) has been established to maintain consistency in preservation and shipment of environmental samples to protect the integrity of the samples prior to analysis. This OP may be modified to suit the needs of an individual site and to comply with specific regulatory programs (i.e. state, CERCLA, RCRA).

The objectives of this OP are to maintain the physical form and chemical composition of the sample and to prevent changes in contaminant concentration. To meet these objectives, there must be a measure of control over all sample handling procedures beginning with sample container cleaning procedures and ending with laboratory analysis. This OP deals with the first half of the control process: the procedures leading up to and ending with sample packaging and transport to the laboratory. The information provided herein will make it possible to choose the minimum number of sample handling and preservation practices necessary to ensure the integrity of a sample designated for analysis.

Refer to OP3026 for Operating Procedures on completing a Chain of Custody.

2. EQUIPMENT & SUPPLIES

- Prepackaged or decontaminated sampling device
- Laboratory supplied sample containers
- Preservatives, as applicable
- Disposable gloves
- Litmus/pH paper, as applicable
- Labels
- Permanent/indelible marker
- Cooler
- Ice
- Bubble wrap
- Packing tape
- Chain of Custody

3. PROCEDURE

There are four basic steps necessary to obtain meaningful analytical data: preparation of the sample container, sampling, sample preservation, and analysis. The amount of sample to be collected, and the proper sample container type (i.e., glass, plastic), chemical preservation, and storage requirements are dependent on the matrix being sampled and the parameter(s) of interest. In order to obtain meaningful analytical data, sample preservation techniques must be effective from the time of sample collection to the time of analysis.

3.1 Selection of Sampling Parameters

The selection of sampling parameters is dependent on the specific work objectives for a Site. When choosing preservatives for your sampling and analysis program, verify that the preservatives or lab techniques used do not contain chemicals that are also constituents of concern at the Site.

In addition, it is important to recognize acetone, as a high purity solvent rinse in sampling equipment decontamination procedures, is included as an analyte on the Target Compound List (TCL) and SW-846, but not on the Priority Pollutant List (PPL).

3.2 Sampling Equipment and Container Selection

Proper selection of sampling equipment and containers for sample collection is an important means of protecting the integrity of the sample. When selecting sampling equipment and containers, verify that the materials that come into direct contact with the sample are compatible with the chemical or physical properties of the contaminant(s) of concern. The type of sample containers to be used in a sampling event should be determined during sampling event planning and documented in the sampling and analysis plan.

As a general rule when obtaining soil samples using core barrel samplers, samples obtained for semivolatile organic compound (SVOC) analysis can be obtained within a core barrel or core barrel liner that is composed of stainless steel, steel, or brass. When only inorganic constituents are of concern, a plastic core barrel liner would be more appropriate. All of these materials are suitable for volatile organic compounds (VOCs) as long as the contact time is minimized. Often all of the above samples (SVOCs, inorganic, and VOCs) are obtained from a single soil core. In this situation, soils should be taken from the interior of the soil core to avoid potential interferences between the contaminants of concern and the surface of the core barrel that is in direct contact with the sample.

For sediment sampling, the analytical sediment sample is arbitrarily defined as that which passes a 10-mesh (approximately 2-mm openings) sieve. The purpose of this is to provide a basis for discrimination of sediment and foreign objects or materials. Stainless steel or nylon sieves may be used when inorganic constituents are to be determined. (For inorganic analyses, stainless steel sieves are acceptable provided the mesh is not soldered or welded to the frame.) Stainless steel or brass sieves are suitable for use when organic substances are to be determined. (For organic analyses, organic materials such as rubber or plastics should not be used in the storage or handling of samples.)

For water sampling, specifications on container design, including shape, volume, gas tightness, materials of construction, and use of cap liners, are defined for specific parameters or suites of parameters (for example, amber glass containers protect photosensitive analytes, such as polychlorinated biphenyls (PCBs) from chemical alteration). Specifications for sample container selection are documented in parameter-specific analytical methods (for example, ASTM, U.S. EPA SW846, AWWA Standard Methods) as well as in Federal (40 CFR

Part 136), state, and local regulatory guidelines on groundwater sample collection and preservation. Table 1 provides examples of common container materials, colors and volumes.

3.2.1 Reactivity of Container Material with Sample

Choosing the proper composition of sample containers will help to ensure that the chemical and physical integrity of the sample is maintained. For potentially hazardous material, glass is the recommended container type because it is chemically inert to most substances. Plastic containers are not recommended for most hazardous wastes because the potential exists for contaminants to adsorb to the surface of the plastic or for the plasticizers to leach into the sample.

In some instances, the sample characteristics or analytes of interest may dictate that plastic containers be used instead of glass. Because some metals species will adhere to the sides of glass containers in an aqueous matrix, plastic bottles must be used for samples collected for metals analysis. In the case of a strong alkali waste or hydrofluoric solution, plastic containers may be more suitable because glass containers may be etched by these compound creating adsorptive sites on the container surface.

3.2.2 Volume of the Container

The volume of sample to be collected will be dictated by the analytical method and the sample matrix. The laboratory must supply bottles of sufficient volume to perform the required analysis. Table 1 indicates the container volumes required for the various parameters. In most cases, the methodology dictates the volume of sample material required to complete the analysis. However, individual labs may provide larger volume containers for various analytes to ensure sufficient quantities for replicates or other quality control checks.

3.2.3 Color of Container

Whenever possible, amber glass containers should be used to prevent photodegeneration of the sample, except when samples are being collected for metals analysis. If amber containers are not available, containers holding samples should be protected from light. However, 40-milliliter (ml) clear glass vials are often provided by laboratories for aqueous VOC analysis and are acceptable for use.

3.2.4 Container Closures

Container closures should form a leak-proof seal (i.e., screw caps or ground glass stoppers). Closures must be constructed of a material which is inert with respect to the sampled material, such as Polytetrafluoroethylene (PTFE) (e.g., Teflon[®]). Alternately, the closure may be separated from the sample by a closure liner that is inert to the sample material such as PTFE liner or septum.

3.2.5 Decontamination of Sample Containers

Sample containers must be laboratory cleaned, preferably by the laboratory performing the analysis. The cleaning procedure is dictated by the specific analysis to be performed on the sample.

When sampling for organic compounds, if your sample containers are not provided by the analytical laboratory, care should be taken to ensure that the containers are properly cleaned and prepared. Refer to ASTM Standard D3694-96 *Standard Practices for Preparation of Sample Containers and for Preservation of Organic Constituents* for guidance.

After the sample containers are cleaned, they can be pre-preserved or preserved in the field. Information on sample preservation is given in Section 3.4. Sample containers provided by a commercial analytical laboratory are cleaned and in many cases pre-preserved by the laboratory. The sample bottles should be prepared for shipment accompanied by a chain-of-custody and the cooler containing them should be sealed. The chain-of-custody must also accompany the bottles during transportation to the field, sample collection, transportation back to the lab, during analysis and final disposal of the sample container.

3.3 Sample Labels

Sample labels may be in the form of adhesive labels or tags, or both. Tags have the advantage of being removable to become part of the record keeping process, although their inadvertent loss or inappropriate removal may leave the sample without documentation. Labels should be made of waterproof paper and indelible ink should be used to make entries. Alternatively, sample information may be written directly on the sample container, as long as the writing can be done indelibly. Containers should be free from other labels and other writing to prevent any confusion. If both tags and labels are used, care should be taken to ensure that the information on both is identical.

Labels or tags should be filled out just before or immediately after sample collection. Labels should contain spaces for the following information:

- Project identification code.
- Sample identifying name
- Sampling location ID, sampling point ID.
- Sampling date and time.
- Analyses desired.
- Company name.

3.4 Sample Preservation

The need for sample preservation for specific analytes should be defined prior to the sampling event and documented in the site-specific sampling and analysis plan. Certain analytical methodologies for specific analytes require chemical additives in order to stabilize and maintain sample integrity. Unless the analysis is accomplished within 2 hours after sampling, preservation is preferred and usually required.

Preservatives are generally added to the sampling bottles by the laboratory prior to shipment into the field. If the sample bottles are not pre-preserved by the laboratory, preservatives may be added in the field immediately after the samples are collected. Many laboratories provide pre-preserved bottles as a matter of convenience and to help ensure that samples will be preserved immediately upon collection. A problem associated with this method arises if not enough sample is collected, resulting in too much preservative in the sample. More commonly encountered problems with this method include the possibility of insufficient preservative provided to achieve the desired pH level or the need for additional preservation due to chemical reactions caused by the addition of sample liquids to pre-preserved bottles.

3.4.1 Soil

3.4.1.1 Composite Samples

When composite samples are collected, the appropriate preservation reagents must be added to the compositing vessel prior to collection. If the preservation requirements call for refrigeration, the sample must be refrigerated during the collection. The collection time for a single composite sample should not exceed 24 hours. If longer sampling periods are necessary, a series of composite sample should be collected.

3.4.1.2 Grab Samples

In the absence of specific instructions, storage at a temperature of 4°C or lower for a period of time not to exceed 1 week is recommended.

3.4.1.3 Sediment Samples

Sediment samples intended for both organic and inorganic compound analysis may undergo changes in composition during storage. The analytical method should specify the conditions necessary to assure requisite stability. In the absence of specific instructions, storage at a temperature of 4°C or lower for a period of time not to exceed 1 week is recommended, although it is known that microbiological activity does not cease under these conditions.

3.4.2 Water

3.4.2.1 Groundwater Samples

Groundwater samples are subject to chemical, physical, and biological change at the ground surface relative to in-situ conditions as a result of exposure to ambient conditions during sample collection.

Groundwater sample preservation procedures are grouped into two general categories: (1) physical preservation and (2) chemical preservation. Groundwater samples should be preserved in the field at the time of sample collection using physical means to prevent sample container breakage or temperature increases, and chemical means to minimize changes in groundwater sample chemistry prior to laboratory analysis.

Physical groundwater sample preservation methods include: (1) use of appropriate sample collection containers for each parameter being analyzed, (2) use of appropriate sample collection procedures (i.e. making sure there are no air bubbles in VOA vials) (3) use of appropriate packing of sample containers for shipment to prevent sample container breakage and potential cross-contamination of samples during shipment, and (4) temperature control. Samples are cooled to reduce biological activity on the organic chemicals. Cool the sample to 4°C immediately after sampling using a wet ice water bath. During storage or shipment, or both, maintain the sample at 4°C. A temperature blank should be used with each shipping container of samples to determine actual sample temperatures at the time the sample shipment is received by the laboratory.

Chemical preservation of groundwater samples involves the addition of one or more chemicals (reagent-grade or better) on a parameter-specific basis to protect sample integrity. Table 1 provides examples of common analyte-specific chemical preservation methods. Chemical preservation is specified in numerous analytical methods as well as in various regulatory guidance documents such as 40 CFR Part 136.3. Chemicals can be used to adjust sample pH or

inhibit microbial activity to prevent chemical alteration of samples. In most cases the samples containers will be pre-preserved by the analytical laboratory. In the case that the sample containers are not pre-preserved, refer to *ASTM D 6517-00 Standard Guide for Field Preservation of Ground-Water Samples* for guidance.

After the sample container is filled and preserved, it should be securely capped and gently inverted to ensure uniform distribution of the preservative throughout the sample.

Preservation must take place immediately upon sample collection except when samples are to be filtered. Samples requiring filtration must be processed immediately after collection. Filtered samples are then preserved immediately following the filtration process.

Samples must be placed into a cooler and maintained at 4°C immediately upon collection and preservation.

When collecting samples in pre-preserved containers, care must be taken not to pre-rinse the container with the sample and to avoid overfilling the container to prevent loss of chemical preservative. It may be necessary to establish site-specific protocol to address acceptable periods for storage and storage conditions for pre-preserved sample containers due to the potential for chemical reactions to occur between the chemical preservative and the empty sample container

Records should be kept for all forms of sample preservation used for groundwater samples. The following should be reported:

- Type of sample container(s) used for each parameter being analyzed (volume, materials of construction, type of cap, etc.);
- Packaging method(s) used to prevent sample bottle breakage during sample storage and shipment;
- How groundwater samples were cooled to 4°C, if required for physical preservation;
- Chemical preservative(s) used on a parameter-specific basis;
- Description of appearance of unpreserved and preserved samples, specifically noting any chemical reactions which may occur upon addition of chemical preservative (for example, effervescence, formation of precipitates, change in color).

3.4.3 Air/Vapor Samples

Air/Vapor samples are subject to chemical, physical, and biological change as a result of exposure to ambient conditions following sample collection.

Air /vapor samples should be placed in within a container in the field at the time of sample collection to prevent exposure of the sample to sunlight or temperature extremes (<10 C or > 30C, to minimize changes in the sample chemistry prior to laboratory analysis.

3.5 Chain-Of-Custody

The purpose of a chain-of-custody is to provide accountability for and documentation of sample integrity from the time the samples are collected until sample disposal. A chain-of-custody is intended to be a legal form documenting sample possession during collection, shipment, storage and the process of analysis. Chain-of-custody procedures are necessary in a program to assure the ability to support data and conclusions adequately in a legal or regulatory situation. Refer to OP3026 for Operating Procedures on completing a Chain of Custody.

A single field sampling person should be assigned responsibility for custody of samples. An alternate custodian should also be assigned to cover the prime custodian's absence. As few people as possible should handle samples. The assigned field sampler should be personally responsible for the care and custody of the samples collected until they are properly transferred. While samples are in their custody, field personnel should be able to testify that no one was able to tamper with the samples without their knowledge.

A standard chain-of-custody form included in Appendix A has been designed for recording custody information related to field sample handling. The following information should be on the form:

- Sample identifying name.
- Sampling location ID, sampling point ID.
- Sampling date and time.
- Sampling interval.
- Signatures of sampling personnel and signatures of all personnel handling and receiving the samples.
- Project identification code.
- Preservation (to alert lab personnel): amount and type.
- Number of containers. Indicate number of replicates if there are multiple containers of the same type.
- Field notes.
- Analyses desired.
- Sample type: grab, composite, etc.

When transferring the possession of samples, the individuals relinquishing and the individuals receiving the samples should sign, date, and note the time on the custody record. Provisions should be made for receipt of samples at nonstandard hours, such as nights and weekends by non-laboratory personnel. Shipping documents, with noted time of receipt and receipt by whom, should be made part of the custody record.

3.6 Sample Sealing

Sample custody seals of waterproof adhesive paper may be used to detect unauthorized tampering with samples prior to receipt by the lab. When seals are used, they should be applied so that it is necessary to break them in order to open the sample cooler. It is helpful to cover the custody seal with clear packing tape to ensure the security of the cooler.

3.7 Holding Times

Table 1 lists maximum holding times cited in the U.S. EPA "Guidelines Establishing Test Procedures for the Analysis of Pollutants under the Clean Water Act". Sample containers should be shipped and received by the laboratory and as soon as possible to allow sufficient time for the laboratory to perform the requested analyses within the holding time defined by the applicable laboratory analytical method for each parameter.

3.8 Sample Storage and Transport

Field personnel should package and ship samples in compliance with all applicable regulations including the Department of Transportation (for example, Title 49 Code of Federal Regulations, Part 172) and the International Air Transportation Association (IATA). Samples should be placed in a cooler to be maintained at 4°C. Special care should be taken when packaging glass (i.e., using bubble wrap). Sample containers should be shipped in a manner that will ensure the samples are received intact by the laboratory, at the appropriate temperature, and as soon as possible to allow sufficient time for the laboratory to perform the requested analyses within the holding time. Samples should be shipped well before the holding time is up and ideally should be shipped within 24 hours of sample collection.

TABLE 1 - Required Containers, Preservation Techniques, and Holding Times

Using USEPA-Contract Lab Program Methodologies for Aqueous and Nonaqueous Samples

Parameter	Sample Container (1)	Container Volume	Preservation	Maximum Holding Time
Volatile Organics	Aqueous-G, black phenolic plastic screw cap, teflon-lined septum	Aqueous 40 ml	Cool, 4 deg C, dark, 0.08% Na ₂ S ₂ O ₃ if residual Cl ₂	10 days
	Nonaqueous-G, polypropylene cap, white teflon liner	Nonaqueous 120 ml		10 days
Total Organic Carbon	G - Preferred, P - If determined that there is no contributing organic contamination	100 ml	Cool, 4 deg C, dark, HCl or H ₂ SO ₄ to pH<2 if analysis can't be done within 2 hrs	2 Hrs - unpreserved 28 days - preserved
Base Neutral/Acid Extractable (Semivolatile) Organics	Amber Glass, Teflon lined cap	1 liter	Cool, 4 deg C, dark	Extraction Aqueous continuous liquid-liquid extraction must be <u>started</u> within 5 days Non-aqueous - <u>10 days</u> Analysis 40 days from validated time of sample receipt at the lab.
Total Petroleum Hydrocarbons	G	1 liter	Cool, 4 deg C	Aqueous 7 days
		4 oz		Non-Aqueous 28 days Gasoline in soil 7 days
Pesticide/PCBs	Amber G, Teflon lined cap	1 liter	Cool, 4 deg C, dark	Extraction Aqueous continuous liquid-liquid extraction must be <u>started</u> within 5 days Non-aqueous - <u>10 days</u> Analysis 40 days from validated time of sample receipt at the lab.
Metals except Mercury	Aqueous-P bottle, P cap, P liner	Aqueous - 1000 ml	Aqueous - HNO ₃ to pH<2	180 days
	Nonaqueous-Flint G bottle, black phenolic cap, polyethylene liner	Nonaqueous 4, 8, 16, or 32 oz	Nonaqueous - 4 deg C until analysis	
Hexavalent Chromium	P, G	400 ml	Cool, 4 deg C	24 hrs
Mercury	Aqueous-P bottle, P cap, P liner	Aqueous - 1000 ml	Aqueous - HNO ₃ to pH<2	26 days
	Nonaqueous-Flint G bottle, black phenolic cap, polyethylene liner	Nonaqueous 4, 8, 16, or 32 oz	Nonaqueous - 4 deg C until analysis	
Phenols	G Only	1 liter	Cool, 4 deg C, H ₂ SO ₄ to pH<2	28 days

**TABLE 1 - Required Containers, Preservation Techniques, and Holding Times
(CONTINUED)**

Parameter	Sample Container (1)	Container Volume	Preservation	Maximum Holding Time
Cyanide	Aqueous-P bottle, P cap, P liner	Aqueous - 1000 ml	Aqueous - 0.6g ascorbic acid if residual Cl ₂ , NaOH to pH>12, cool, 4 deg C until analyzed CaCO ₃ in presence of sulfide	12 days
	Nonaqueous-Flint Glass bottle, black phenolic cap, polyethylene liner	Nonaqueous 4, 8, 16, or 32 oz	Nonaqueous Cool, 4 deg C until analyzed	
Sulfates	P, G	100 ml	Cool, 4 deg C	28 days
Sulfides	P, G	1 liter	Cool, 4 deg C, add 4 drops zinc acetate per 100 ml sample, NaOH to pH>9	7 days
Chloride	P, G	1 liter	Cool, 4 deg C	28 days
Total Nitrogen	Aqueous - P bottle, P cap, P liner	Aqueous - 1000 ml	H ₂ SO ₄ to pH<2	12 days
Nitrate	P, G	1 liter	Cool, 4 deg C,	24 hrs - Unpreserved
			H ₂ SO ₄ to pH<2, (2 ml/L)	28 days - preserved
Fluoride	Aqueous - P bottle, P cap, P liner	Aqueous - 1000 ml	4 deg C until analysis	26 days

Excerpt from Appendix 2-1 (NJDEP Field Sampling Procedures Manual, May 1992) which is based on 40 CFR part 136.3

P - Plastic, hard or soft

G - Glass

Na₂S₂O₃ - Sodium thiosulfate

HCl - Hydrochloric acid

Cl₂ - Chlorine

H₂SO₄ - Sulfuric acid

HNO₃ - Nitric Acid

NaOH - Sodium hydroxide

CaCO₃ - Calcium carbonates

APPENDIX A REFERENCES

A.1 Reference Procedure

- American Society for Testing and Materials International, Standard Guide for Field Preservation of Groundwater Samples, ASTM D 6517-00, April 2000.
- American Society for Testing and Materials International, Standard Guide for Sample Chain-of-Custody Procedures, ASTM D 4840-99, January 2000.
- American Society for Testing and Materials International, Standard Practice for Collection and Handling of Soils Obtained in Core Barrel Samplers for Environmental Investigations, ASTM D 6640-01, April 2001.
- American Society for Testing and Materials International, Standard Practice for Estimation of Holding Time for Water Samples Containing Organic and Inorganic Constituents, ASTM D 4841-88, October 1985.
- American Society for Testing and Materials International, Standard Practice for Preparation of Sediment Samples for Chemical Analysis, ASTM D 3 976-92, December 1992.
- American Society for Testing and Materials International, Standard Practices for Preparation of Sample Containers and for Preservation of Organic Constituents, ASTM D 3694-96, March 1997.

A.2 Other References

- New Jersey Department of Environmental Protection, Field Sampling Procedures Manual, May 1992.
- United States Environmental Protection Agency Environmental Response Team, Groundwater Well Sampling SOP #: 2007, 26 January 1995.

**APPENDIX B
RELATED HALEY & ALDRICH PROCEDURES**

- OP1004 Operation/Calibration of PID Photoionization Detector
- OP1007 Field Monitoring for Volatile Organics (breathing space-work zone)
- OP1009 Medical Surveillance Program
- OP1010 Health and Safety Plans
- OP3006 Procedures for Subsurface Soil Sampling and Chemical Analysis
- OP3008 Manual Water Level Measurement Procedure
- OP3009 Monitoring Well Development Procedure
- OP3010 Groundwater Quality Sampling Procedure
- OP3012 Low Stress/Low Flow Groundwater Sample Collection Procedure
- OP3026 Chain of Custody

APPENDIX C
FORMS

Form 3001	Sampling Labels (Environmental)
Form 3003	Chain of Custody Record (Field)
Form 3005	Groundwater Sampling Record
Form 3006	Monitoring Well Devel Rpt
Form 3010	Low Flow Field Sampling Form

APPENDIX D
GLOSSARY

Chemical preservation - the addition of acidic, alkaline or biologically toxic compounds, or combination thereof, to a groundwater sample to prevent changes in chemical properties of the sample that may occur after collection.

Custody - physical possession or control. A sample is under custody if it is in possession or under control so as to prevent tampering or alteration of its characteristics.

Holding time - the maximum amount of time that may transpire from the moment a sample container is filled to the time the sample is extracted or analyzed. Holding times are parameter-specific, variable in length, and defined by laboratory analytical methods.

Physical preservation - methods that are implemented to protect the physical integrity of a groundwater sample from the time the sample is collected until the sample is analyzed.

Temperature blank - a laboratory quality control sample that is transported with samples and is used by the laboratory performing sample analyses to verify that temperature-sensitive samples have been adequately cooled to 4°C for shipment to and arrival at the laboratory.

APPENDIX E
CHAIN OF CUSTODY RECORD

See three-piece form in Forms cabinet.

APPENDIX E

Example Chain of Custody Record



Haley & Aldrich, Inc.
 465 Medford St.,
 Suite 2200,
 Boston, MA 02129-1402

CHAIN OF CUSTODY RECORD

Phone (617) 886-7400
 Fax (617) 886-7600
 Page _____ of _____

H&A FILE NO.	LABORATORY	DELIVERY DATE
PROJECT NAME	ADDRESS	TURNAROUND TIME
H&A CONTACT	CONTACT	PROJECT MANAGER

Sample No.	Date	Time	Depth	Type	Analysis Requested														Number of Containers	Comments (special instructions, precautions, additional method numbers, etc.)
					VOA	ABNs PAH only	MCP Metals	Pesticides PCBs	VPH Full Suite C-ranges only	EPH Full Suite C-ranges only	TPH (specify)	TCLP (specify)	Reactivity Ignitability Corrosivity							
Laboratory to use applicable DEP CAM methods, unless otherwise directed.																				

Sampled and Relinquished by	Received by	LIQUID	Sampling Comments
Sign	Sign		VOA Vial
Print	Print		Amber Glass
Firm	Firm		Plastic Bottle
Date _____ Time _____	Date _____ Time _____		Preservative

Relinquished by	Received by	SOLID	Volume
Sign	Sign		VOA Vial
Print	Print		Amber Glass
Firm	Firm		Clear Glass
Date _____ Time _____	Date _____ Time _____		Preservative

Relinquished by	Received by	PRESERVATION KEY	Evidence samples were tampered with? YES NO
Sign	Sign	A Sample chilled C NaOH E H ₂ SO ₄ G Methanol	If YES, please explain in section below.
Print	Print	B Sample filtered D HNO ₃ F HCL H Water/NaHSO4 (circle)	
Firm	Firm		
Date _____ Time _____	Date _____ Time _____		

Presumptive Certainty Data Package (Laboratory to use applicable DEP CAM methods)		Required Reporting Limits and Data Quality Objectives					
If Presumptive Certainty Data Package is needed, initial all sections: _____ The required minimum field QC samples, as designated in BWSC CAM-VII have been or will be collected, as appropriate, to meet the requirements of Presumptive Certainty. _____ Matrix Spike (MS) samples for MCP Metals and/or Cyanide are included and identified herein. _____ This Chain of Custody Record (specify) _____ includes _____ does not include samples defined as Drinking Water Samples. _____ If this Chain of Custody Record identifies samples defined as Drinking Water Samples, Trip Blanks and Field Duplicates are included and identified and analysis of TICs are required, as appropriate. Laboratory should (specify if applicable) _____ analyz					<input type="checkbox"/> RC-S1 <input type="checkbox"/> S1 <input type="checkbox"/> GW1 <input type="checkbox"/> RC-S2 <input type="checkbox"/> S2 <input type="checkbox"/> GW2 <input type="checkbox"/> RC-GW1 <input type="checkbox"/> S3 <input type="checkbox"/> GW3 <input type="checkbox"/> RC-GW2		